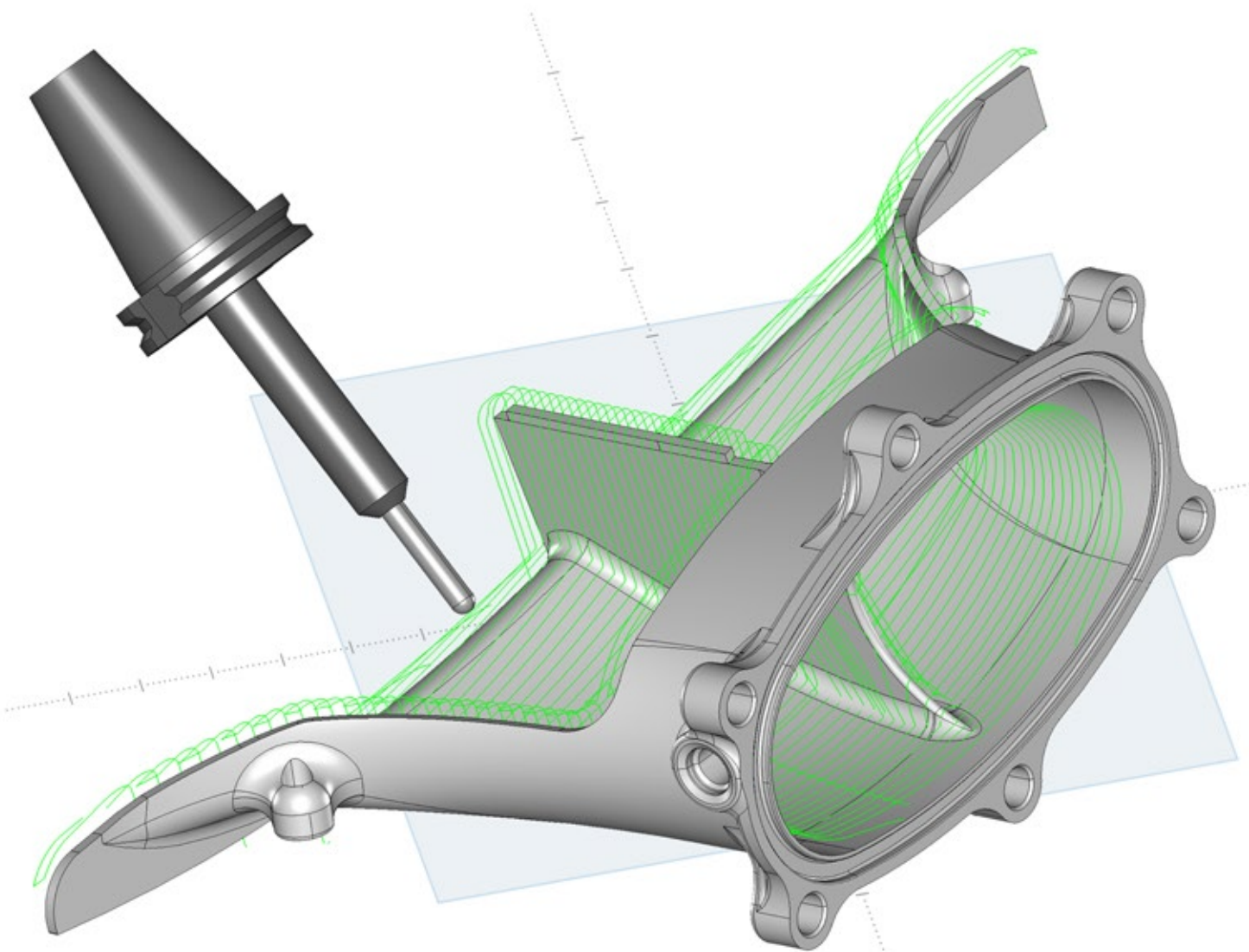


Precision meets simplicity.



Powered by OneCNC's
Active Cut™ Technology

OneCNC XR7

Powerful CAD CAM, made easy.



Mill



Multi-Axis



Lathe



Mill-Turn



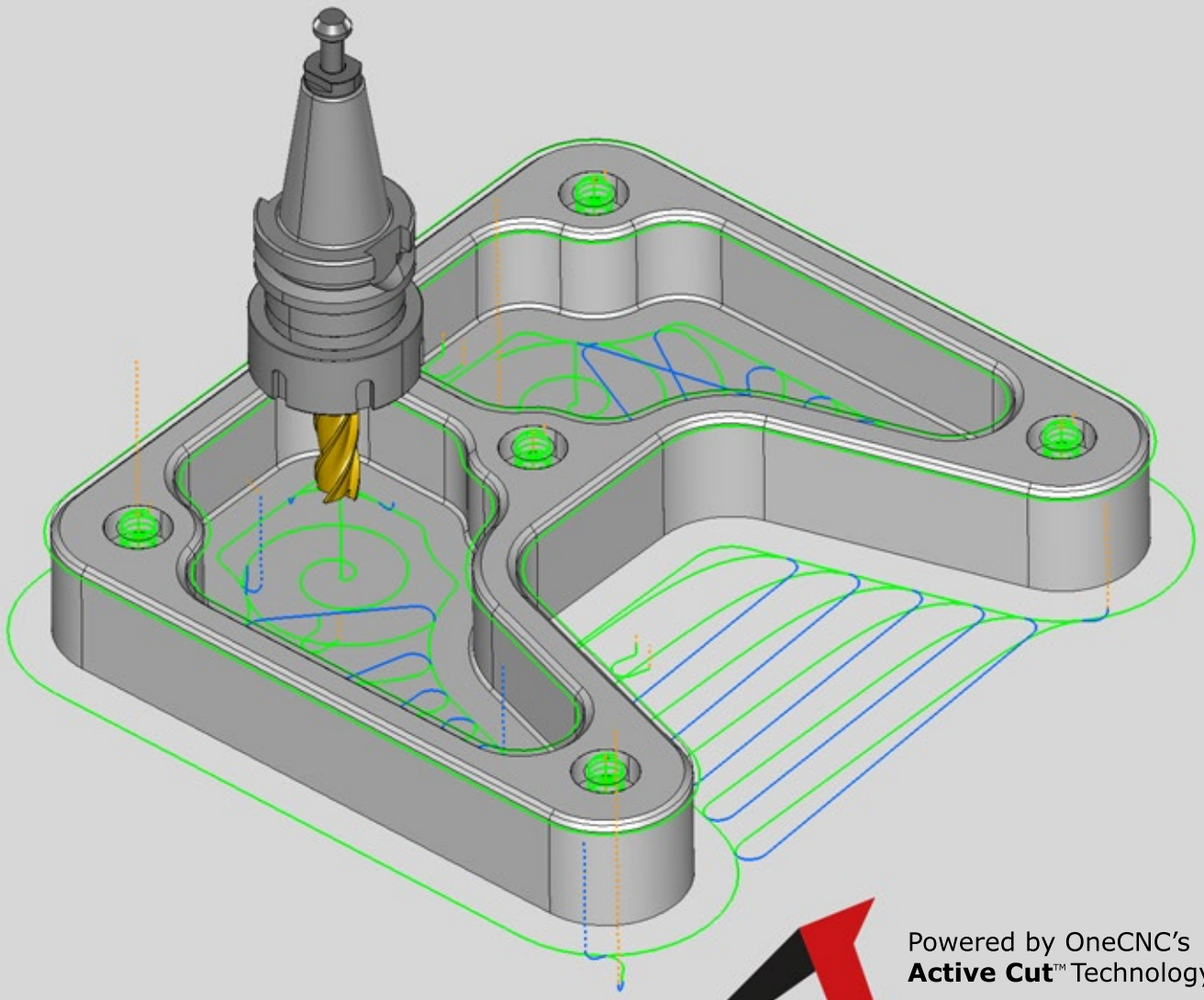
Wire



Profiler

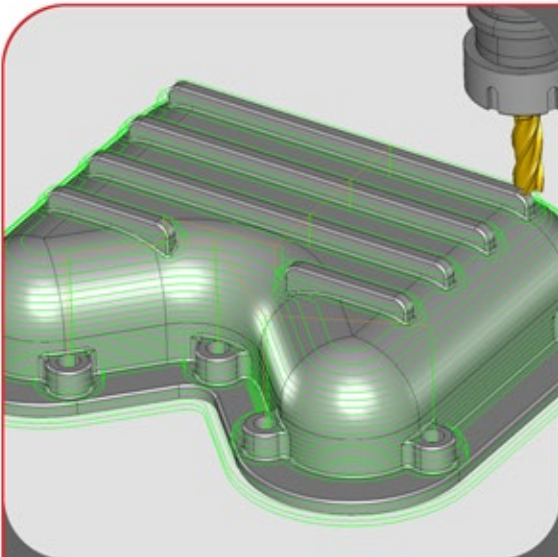
REDUCE MACHINING TIMES.

Increase capacity & productivity.



Powered by OneCNC's
Active Cut™ Technology

OneCNC Active Cut Technology allows for major improvement in machining times together with benefits of increased cutting tools and machine tool life. OneCNC's Active Cut technology incorporates an all new technology that actively "looks ahead" allowing the cutter path to machine at optimum speed where permitted, and accelerating where possible. This technology not only makes for very smooth vibration free machining it provides greatly improved feed rates and the added benefit of extending cutting tool and machine life. Active Cut Technology has been added to all applicable toolpaths in the milling range including pocketing, roughing, and profiling with all versions benefitting from this technology.



Mill

OneCNC Mill offers a complete range of solutions to produce parts from 2D/3D to multi-axis. Your customer base may include automotive, aerospace, medical or consumer products and OneCNC Mill includes functionality to suit all of these applications.

OneCNC Mill toolpaths include OneCNC's Active Cut technology to provide efficient methods of creating parts. OneCNC Mill is a fully integrated CAD CAM, it's fast, easy, and productive without the need of other software.

Some key features of OneCNC Mill

- Complete solution combining the power of tool path generation with seamless CAD in one totally integrated CNC program and manufacturing, simulation solution.
- Designed for the CNC production environment with functionality to maximise metal removal rates, and finishing tool paths that provide high quality finishes and proven tolerances.
- Efficient toolpaths that maintain consistent cutter load, increasing tool life with emphasis on toolpaths for each purpose in 3 axis as well as multi axis through to 5 axis simultaneous.
- High Speed toolpaths that minimise sudden changes in cutting direction, preventing tool breakage and part damage while maintaining greater cutter tool life.


Multi-axis machining can dramatically increase a shop's competitiveness. The OneCNC multi-axis interface is simple and very intuitive to use, ensuring an easy transition from standard milling.

With OneCNC, you have complete control over all elements of multi-axis machining from placement of the machining plane to tool axis clearances and collision avoidance.

From 4 axis rotary or spiral and wrap cutting to 5 axis simultaneous machining with excellent surface finish OneCNC is designed to simplify even the most complex jobs.

Some key features of OneCNC Multi-Axis

- Multi plane 4 or 5-axis high speed roughing and finishing.
- Plunge roughing, and area finish machining.
- Swarf machining over multi-surface selections.
- Reliable tool, tool holder and gouge checking.
- Fast, simple 5-axis drilling and counter boring.
- Full 5-axis dynamic tilt clearance control.
- Automatic active work plane.



Multi-Axis

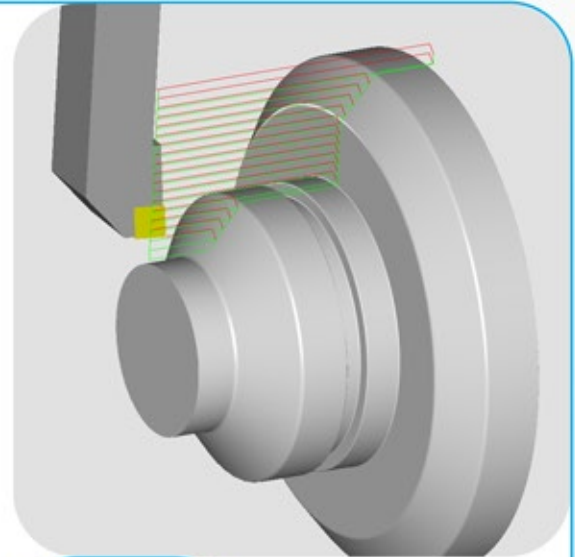
Every part . Every machine.

OneCNC Lathe gives you a set of tools ready for programming from creating a wire frame or solid model with the ability to import CAD models right through to the completed turned part.

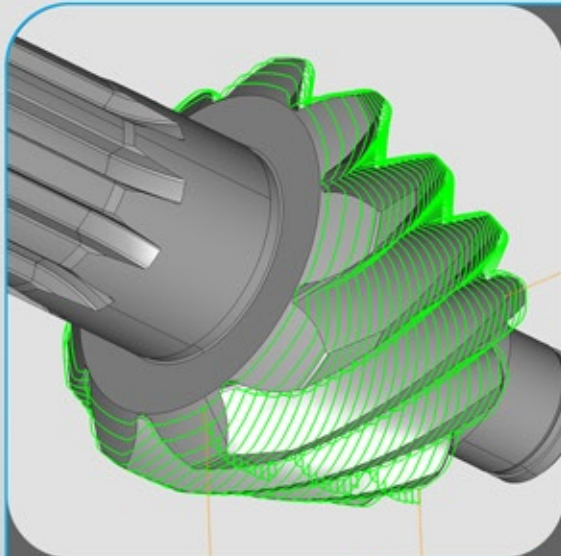
OneCNC Lathe delivers a set of basic and advanced programming tools, with wizard driven rough, finish, thread, groove, bore, and drill functionality. Reliable toolpath verification gives you the confidence to run the most complex toolpaths on your machine.

Some key features of OneCNC Lathe

- Wizard driven functionality lets you program in just a few clicks.
- Intelligent ID and OD roughing, featuring both collision and pass over groove cutting control.
- Fast facing including roughing and finishing.
- Grooving with multiple depth cuts including peck motion and also full offset turning.
- Complete threading with easy set clearances and diameters.
- Auto tool gouge checking from the shape and angle of the tool.
- Directly machine from an imported or created solid model.
- Profile finish turning from almost any shape.



Lathe



OneCNC Mill-Turn added module software gives you the tools and simulation to provide a logical visual method of programming your mill-turn lathes. OneCNC Mill-Turn simplifies even the most complicated parts by providing wizard driven active plane access to all required faces of the mill-turn part.

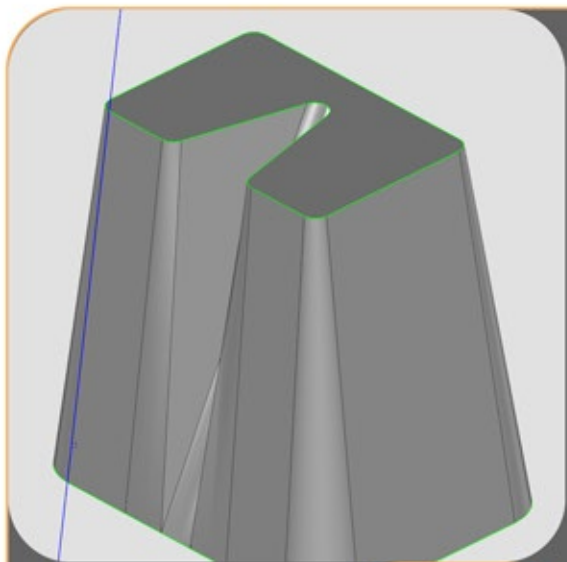
OneCNC Mill-Turn is designed to combine OneCNC's powerful milling and turning toolpaths. OneCNC Mill-Turn delivers the best proven techniques combined with visual and collision detection methods of part verification.

Some key features of OneCNC Mill-Turn

- OneCNC C Axis Face Module for milling, pocketing, profiling chamfering, and corner rounding are just some of the supported functionality. OneCNC Mill Turn Machine rotary and machine cycle are supported methods for C axis.
- OneCNC C Axis wrap Module produces toolpaths on a cylinder around the turning axis. OneCNC C axis wrap supports machine cycles with cutter compensation.
- OneCNC Y Axis Module the milling toolpaths are created with a fixed C axis position. All OneCNC stock toolpaths are supported making this a very capable function.
- OneCNC B Axis Module creates milling functionality around B Axis angular positions. OneCNC B Axis module provides Stock and Model tool paths to handle the most complex 3D models.

Mill-Turn

One CAD CAM, any job.



Wire

From 2- and 4-axis cutting to easy syncing and complete tab control, OneCNC wire delivers the tools for fast, efficient wire programming.

Designed for simplicity OneCNC Wire will save you time on programming and reduce the opportunity for mistakes. Rough and multiple skim passes are no problem including multiple parts internal or external with automated plug cut off control.

Some Key key features of OneCNC Wire

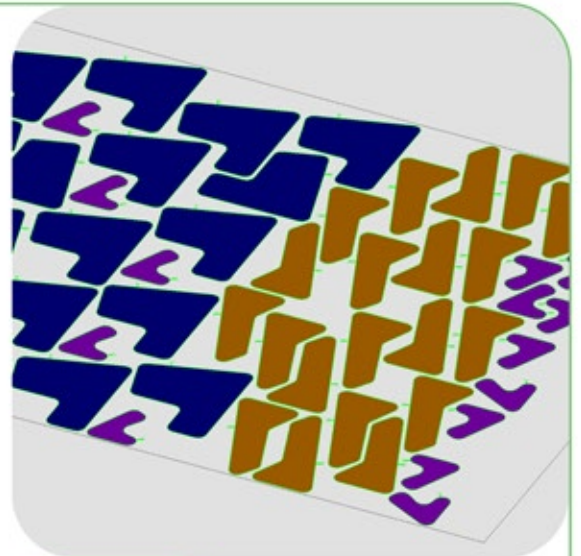
- Efficient tab creation and management.
- Control settings for corner types and taper angles at any point in the contour.
- Straight or tapered cut from either direction.
- 4 axis tapered cutting directly from a solid model.
- Contouring made easy in 2 or 4-axis with easily placed constriction control.
- Automatic lead-in and lead-out strategies with automatic or manual 4-axis.
- Automatic skim forward and reverse cuts with automated wire cut off control.

OneCNC CAD/CAM Profiler is a complete standalone design and manufacturing solution. This includes complete CAD integrated with the CAM to create the parts for cutting.

OneCNC Profiler has a unique combination of geometry construction and depending on the version has hybrid modelling tools that let you create detailed, accurate 3D models of even the most complex mechanical parts simply and efficiently.

Some Major Benefits of OneCNC Profiler

- Imports industry standard file types such as STEP IGES, Parasolid, SAT, VADF, Solidworks, Rhino DWG and DXF, for easy communication with your customers.
- Designed for the plate cutting CNC environment with functionality to maximises metal usage, and accuracy required for high quality components.
- Provides efficient toolpath entry and exit positions and minimizes the entry and exit of the cutting to eliminate finishing or imperfection from the pierce position.
- Optimised nesting control providing grain and angular control whilst maintaining nesting efficiency.
- Easy Editing and Verification combined with one step nesting makes the system instantly productive.



Profiler

Feature list:

CAD

Power of 64Bit Application
Power of 32Bit Application
New GUI Themes
Windows Interface with OpenGL graphics
CAD Wireframe Drafting
CAD Dimensioning and Tolerancing
CAD Solid Hybrid Modelling
CAD Surface Modelling
CAD Extrude Solid Modelling
CAD Real Time Model Sectioning
CAD Smart Construction Planes
Dynamic Zoom and Rotate Viewing
CAD Unwrap Cylinder Function
CAD Quick Trace Graphic Images
CAD Import Export Translators
Advanced Moldmaker Modeling Tools
Import Solidworks and Rhino3D files
CAD Auto 3D to 2D Model Drafting
Advanced Moldmaker Modelling Tools

Mill CAM

Totally Integrated CAD with CAM
Import Solidworks and Rhino3D files
Wizard driven CAM
Active Cut look ahead feed control
Mill Tooling and Material Libraries
Mill 2.5D High Speed Machining
Advanced High Speed Open Pocket
Advanced Multiple Level Drilling
Mill Drill Chamfer Corner-round Cycles
Thread Milling with Thread Size Library
Projected 2D-3D Engraving on Models
Automatic Hole Feature Recognition
Automatic 2D Rest Roughing
Dynamic Clearances
3D CAM Re-Positioning
Toolpath Backplot
Full Kinematic Machine Preview
Advanced Metal Removal Simulation
Tool Flank Length Check
Dynamic Tool and Holder Viewing
Tool, Flank, Holder Collision Checking
Model Compare with Machined Part
Mill Automatic Rest Comparison
User Post GUI customization
Template Memory Machining
SMT Surface - 3D Model Machining
Associative 3D Model Machining
Z Level and Planar 3D Model Machining
Automatic 3D Rest Roughing

Mill 3D High Speed Machining
Advanced Area Finish Machining
Advanced Constant Offset Machining
Multiple Stock Model Machining
Advanced 3D Machining Strategies
Mill Pencil Trace Machining
Machining from Stock model
Multiple Part Simulation
Simulate Machining from Stock Model

Mill Multi-Axis CAM

Smart Plane Multi-Axis Machining
Mill 4 Axis Module

- 4 Axis Positional Machining
- Wrap Machining
- Simultaneous around X Machining

Mill 5 Axis Position and 4 Axis Module

- 5 Axis Positional Machining
- 4 Axis Positional Machining
- Wrap Machining
- Simultaneous around X Machining

Mill 5 Axis Simultaneous Module

- 5 Axis Simultaneous Machining
- 5 Axis Swarf Machining

Lathe CAM

Advanced Metal Removal Simulation
Model Compare with Machined Part
Multiple Part Simulation
Totally Integrated CAD with CAM
Wizard driven CAM
Lathe Tooling libraries
Full Kinematic Machine Preview
Toolpath Backplot
On Screen Toolpath Simulation

Lathe Mill-turn CAM

Lathe C Axis Module
Lathe C+Y Axis Module
Lathe C+Y+B Axis Module
Mill 2.5D High Speed Machining
Tool Flank Length Test
Mill Drill Chamfer Corner-round Cycles
Thread Milling with Thread Size Library
Lathe Around and Spiral Full C axis
Projected 2D-3D Engraving on Models
Automatic Hole Feature Recognition
Automatic 2D Rest Roughing
Automatic 3D Rest Roughing
SMT Surface - 3D Model Machining
Associative 3D Model Machining

Z Level and Planar 3D Model Machining
Lathe 3D Mill-turn High Speed Machining
Advanced 3D Machining Strategies
Mill Pencil Trace Machining
Machining from Stock model
Mill Tooling and Material Libraries
Mill Automatic Rest Comparison
Simulate Machining from Stock Model
User Post GUI customization
Template Memory Machining
Smart Plane Multi-Axis Machining

Wire EDM CAM

Machine directly from model
Model Compare with Machined Part
Multiple Part Simulation
Totally Integrated CAD with CAM
CAM Wizard driven CAM
SMT Surface - 3D Model Machining
Full Kinematic Machine Preview
Tool Path Backplot
User Post GUI customization
Template Memory Machining
WireEDM 2 axis Tool Paths
WireEDM 4 Axis Tool Paths
Wire EDM Automated Power Settings

Profiler

Advanced Metal Removal Simulation
Model Compare with Machined Part
Multiple Part Simulation
Totally Integrated CAD with CAM
Wizard driven CAM
Full Kinematic Machine Preview
Tool Path Backplot
User Post GUI customization
Template Memory Machining
Manual Bump Nesting of Parts
Automatic Nesting of Profiler Parts

Compatibility

100% Windows for XP Vista Windows 7 and 10 for complete product compatibility.

File Translation to import STEP, IGES, SAT, VDA, Parasolid, SLDPRT, STL, DXF, DWG and 3DM.



Contact Us

Australia: + 61 (0) 7 3286 2527

USA: + 1 877 626 1262

USA California: + 1 (909) 931-7811

United Kingdom: + 44 (0) 1902373054

Germany: + 49(0) 5261-288940

Denmark: + 45 20 40 02 68

Poland: + 48(0) 22 388-3460

Japan: + 81 (0) 72-760-3134

Mexico: + 52 (55) 85017429

Benelux: + 31 (0) 40 22 66 212

South Africa: + 27-31 7014732

Ireland: + 353 7196 33200

Sweden: + 46 (0) 35-7777036

Korea: + 82-31-695-7250

Italy: + 39 393 438 3373

France: + 33 (0) 4 72 33 38 74

Indonesia: + 62 31 8411187

India: + 91 44 43589050

Taiwan: + 886 2 26665010

China: + 86-512-57335290

onecnc.net



About Us

OneCNC has a long history of consistent research and development. With more than 30 years of continual development we continue to focus exclusively on the needs of CNC manufacturers. OneCNC as a CAD CAM innovator has had continual direct contact with global users that has enabled the products to become consistent leaders with a proven track record in manufacturing.

