

Ashworth

SUPPLYING MECHANICAL SERVICES
AND PROCESS CONTRACTORS

COPPER TUBE AND FITTINGS PRODUCT GUIDE



www.ashworth.eu.com

1st Edition September 2008



Welcome to Ashworth

Ashworth is recognised as one of the leading distributors to the mechanical services and process industries markets, providing market-leading products from a network of strategically located branches serving all the major conurbations and surrounding territories.

Ashworth continually adapts to changing market conditions and prides itself on developing innovative, problem solving products and services to meet our customers' needs, as well as continuing to supply many proven products in our traditional pipeline, valves and fittings portfolio.

I am pleased to bring you our Copper Tube and Fittings Product Guide. This guide features products from major manufacturers both in the UK and overseas.

As with any product range, our range of copper products and accessories is continually changing, if you do not see what you want or have a specific requirement, please call in to your local Ashworth branch or call FREEPHONE 0800 783 7680 and you will automatically be transferred to the nearest branch.

I would like to take this opportunity to thank you for your business and continued support.

Best Regards

Bill Willocks
Brand Director

CONTACT ASHWORTH

 **FREEPHONE 0800 783 7680**

 **www.ashworth.eu.com**

OUR CUSTOMERS

As a leading distributor of quality products and services to the mechanical services and process industries markets, we cover a wide range of customer types, both large and small. We focus our expertise specifically to our customers in our chosen markets.

These include:

- Mechanical services contractors
- Plumbers
- Heating engineers
- Drainage contractors
- Local and government authorities
- Fire protection contractors and fabricators
- International petrochemical companies and associated contractors
- OEM and in-house company engineers
- Secondary distribution channels

SERVICE

We pride ourselves on supplying an unrivalled range of products and services from recognised market leading manufacturers. These products are stocked in depth at all our sites which are linked via a sophisticated IT network to facilitate the sourcing of additional products in rapid time, thus improving on-site deliveries.

We service the UK from our network of strategically placed branches, all of which employ teams of knowledgeable staff equipped to answer the needs of our customers enquiries.

Staff are all trained to problem solve received enquiries, whether that be sourcing a new range of products or simply providing service on our stocked ranges.

We strive to be at the forefront of innovations and will introduce new product ranges and services on a regular basis, thus providing our customers with the opportunity to differentiate their own service to their clients.

Our objectives in service are to provide:

- A friendly and helpful service to all our customers
- A quick and efficient response to all enquiries
- A core range of products to satisfy immediate customer requirements
- Innovative and efficient solutions to customer needs

PART OF A GLOBAL NETWORK, WITH STRONG SISTER BRANDS

JEWSON

Graham
The Plumbers' Merchant

FRAZER

CURZON

SAINT-GOBAIN
TILE GROUP UK

International
TIMBER

International
DECORATIVE SURFACES

MINSTER
INSULATION AND DRY LINING

As part of internationally renowned Saint-Gobain Building Distribution we have the backing of a global company. Furthermore, we can draw upon many major sister brands in helping our customers source what they need for the job.

MECHANICAL SERVICES

The Ashworth brand has long been associated with the mechanical services market, offering a broad range of tubes, valves and fittings.



HEATING PRODUCTS

Our expertise within this market sector has led to the inclusion of further products in our extensive range. Our technically aware staff are always available to offer advice and support to customers on all types of heating and ventilation projects.



FIRE PROTECTION

In a growing market of legislative change, Ashworth, the market leader in fire protection, has recognised the need to respond to the critical levels of service demanded in this fast-track environment. In tandem with our standard package of fire protection products and consumables, we can offer a bespoke package of equipment and services dedicated to the Industry Standards and Insurance Regulations.



PRESSURE PLASTICS

Ashworth are now the UK's leading distributor in the supply of line pipe to the process market, their fabricators and installers. In addition our quality tube product offering is enhanced by our specialist teams in process valves and pressure plastics.



DRAINAGE

As UK leader in the supply of drainage systems, we offer a product range in a variety of materials including cast iron, steel, PVC, HDPE and aluminium.



SANITARY WARE

Through our association with sister brands, within our group, Graham, Neville Lumb, and Folkard Bolding - we are able to supply a comprehensive range of Commercial Sanitary Ware for all applications.



INDUSTRY

The Ashworth team has extensive knowledge and experience in the supply of Quality Tube and Process Valves to all aspects of industry. Our competence in this area covers both the customer and manufacturing ends of the business.



CONTENTS

Copper Tube	4-5
Pressfit	6-16
Pushfit	17-23
Compression	24-39
End Feed Brazing	40-53
Solder Ring	54-68
High Duty / Fluxes Solder / Accessories	69-71
Grooved	72-73
Quotation Form/Notes Pages	74-79

INTRODUCTION



STRENGTH

- Copper tube is a durable, corrosion resistant material.
- In the hands of skilled installers, its natural flexibility makes it easy to install.
- Metal fittings are safe and secure.
- Copper plumbing and heating systems are naturally resistant to temperature changes.

LONG LASTING

- Copper is durable.
- It is non-permeable and provides protection against contaminants in the water supply.
- For thousands of years copper has been used to make drinking vessels, pipes and water containers.

COST EFFECTIVE/EASE OF INSTALLATION

- On a cost versus price basis, copper provides a highly cost effective, long-lasting solution to domestic and industrial plumbing and heating installations.
- Copper is fit and forget.
- Fittings and copper tube are universal and can be mixed and matched with perfect safety.
- Metal fittings on copper tube are safe, long lasting and resistant to changes in temperature.

SAFETY

- Copper is totally non combustible.
- Copper handles extremes of heat with no side effects and no long-term degradation.
- Copper tube and fittings handle high water-pressure with ease.
- Copper tube and fittings do not 'move' as ambient temperatures change.

THE ENVIRONMENT

- Copper is a natural material and is 100% recyclable.
- Copper can be recycled time and again with no deterioration in its structure.
- At Mueller Europe we use up to 50% recycled material in production. This is a great benefit to the environment.
- There is no scrap or waste in the production of copper tube.

CUSTOMER ACCEPTANCE

- A recent survey of professional heating and plumbing installers showed that 60% prefer to buy British made copper tube.
- 78% confirmed that copper tube was their preferred material of choice for plumbing and heating applications on both new-build and refurbishment projects.
- Almost 90% of installers use copper in their own plumbing and heating systems.

STREAMLINE BLACK LABEL

Streamline copper tube bearing the brand name BLACK LABEL (formerly BS2871 Part 1 Table X) meets EN1057; and is supplied as straight lengths in half hard temper (6mm to 54mm diameter) and hard temper (66.7 to 159 mm diameter) for typical use in hot & cold water services, gas services, sanitation and heating.

Streamline BLACK LABEL tube can be bent with ease using proprietary bending machines, or springs for diameters up to 22mm, and is joined using capillary or compression fittings meeting EN1254 or by press or push fittings subject to confirmation by the fitting manufacturer.

Streamline Black Label	Dia mm	Wall mm	Lengths			
			2m	3m	5.8m	6m
Straight Temper R250 ½ Hard	6.00	0.60		•		• (OMG)
	8.00	0.60		• (CP)		• (OMG)
	10.00	0.60		• (CP)		• (OMG)
	12.00	0.60		• (CP)		• (OMG)
	15.00	0.70	• (CP)	• (CP)	•	• (OMG)
	22.00	0.90	•	• (CP)	•	• (OMG)
	28.00	0.90	•	• (CP)	•	• (OMG)
	35.00	1.20		• (CP)	•	• (OMG)
	42.00	1.20		• (CP)	•	• (OMG)
Temper R290 Hard	54.00	1.20	• (CP)	•	•	• (OMG)
	66.70	1.20		•	•	• (OMG)
	76.10	1.50		•	•	• (OMG)
	108.00	1.50		•	•	• (OMG)
	133.00	1.50		•	•	• (OMG)
	159.00	2.00		•	•	• (OMG)

• (CP) Designates items available with Chrome Plated finish
 • (OMG) Designates items available cleaned for Oxygen or Medical Gases



STREAMLINE RED LABEL

Streamline copper tube bearing the brand name RED LABEL (formerly BS2871 Part 1 Table Z) meets EN1057, and is supplied as straight lengths in hard temper (6mm to 54mm diameter) for typical use in hot & cold water services, gas services, sanitation and heating.

Streamline Red Label	Dia mm	Wall mm	Length 5.8m
Straight Temper R290 Hard	15.00	0.50	•
	22.00	0.60	•
	28.00	0.60	•
	35.00	0.70	•
	42.00	0.80	•
	54.00	0.90	•

Streamline RED LABEL tube is not suitable for bending but can be joined using capillary or compression fittings meeting EN1254 and by press or push fittings subject to confirmation by the fitting manufacturer.

When buried, all copper tube should be specified with factory plastic coating – PROTEC or PROTEC 2000.

STREAMLINE WHITE LABEL

Streamline copper tube bearing the brand name WHITE LABEL (formerly BS2871 Part 1 Table Y) meets EN1057, and is supplied as straight lengths in half hard temper (6mm to 54mm) and hard temper (66.7mm to 108mm) as well as soft coils (6mm to 28mm). Typically used in hot & cold water services, gas services, sanitation and heating, this tube is suitable for use underground, but if it will be buried should be specified with factory plastic coating PROTEC or PROTEC 2000.

Streamline White Label	Dia mm	Wall mm	Lengths		
			3m	5.8m	6m
Straight Temper R250 ½ Hard	6.00	0.80	•		•
	8.00	0.80	•		•
	10.00	0.80	•		•
	12.00	0.80	•		•
	15.00	1.00	•	•	•
	22.00	1.20	•	•	•
	28.00	1.20	•	•	•
	35.00	1.50	•	•	•
	42.00	1.50	•	•	•
Temper R290 Hard Straight	54.00	2.00	•	•	•
	66.70	2.00	•	•	•
	76.10	2.00	•	•	•
108.00	2.50	•	•	•	

Coils Temper R220 Soft	Dia mm	Wall mm	Lengths
	6.00	0.80	Coils of 20m
	8.00	0.80	Coils of 20m
	10.00	0.80	Coils of 20m
	12.00	0.80	Coils of 20m
	15.00	1.00	Coils of 20m
	22.00	1.20	Coils of 20m
	28.00	1.20	Coils of 20m

Streamline WHITE LABEL tube can be bent with ease using proprietary bending machines, or springs for diameters up to 22mm. Prior to assembly, WHITE LABEL tube supplied as soft coils should be re-rounded using a suitable tool. This tube can be joined using capillary or manipulative compression fittings meeting EN1254 and by press or push fittings subject to confirmation by the fitting manufacturer.

STREAMLINE BLUE LABEL

Streamline copper tube bearing the brand name BLUE LABEL (formerly BS2871 Part 1 Table W) meets EN1057, and is supplied in soft coils of 6, 8 & 10mm for typical use in heating installations and gas services.

Streamline Blue Label	Dia mm	Wall mm	Lengths
Coils Temper R220 Soft	6.00	0.60	Coils of 10, 20, 25 & 50m
	8.00	0.60	Coils of 10, 20, 25 & 50m
	10.00	0.70	Coils of 10, 20, 25 & 50m

Streamline BLUE LABEL tube can be bent with ease using proprietary bending machines or external springs. Prior to assembly, BLUE LABEL tube ends should be re-rounded using a suitable tool. This tube can be joined using capillary or manipulative compression fittings meeting EN1254 and by press or push fittings subject to confirmation by the fitting manufacturer.

Call our experienced Sales Team if you would like more information about our range of Mueller products!

STREAMLINE PROTEC

Streamline copper tube bearing the brand name PROTEC meets EN1057, and is supplied with a protective polyethylene coating which is extruded on to the outside of the tube in a seamless and continuous run. It is highly durable and very effective in protecting the tube from environments which could be harmful to copper. PROTEC coated tubes will withstand operating temperatures up to 95 deg C with occasional peaks up to 110 deg C.

Streamline PROTEC tubes are available in coils (8mm to 28mm) and straight lengths (15mm to 54mm). Coloured coatings can be applied to identify the type of service. For example: blue for water, yellow for gas, white for heating.

	Dia mm	Wall mm	Length m	CT mm	C OD mm	Coating Colours			
						White	Blue	Yellow	Green
Blue Label Coils Temper R220 Soft	8.00	0.60	10.00	1.00	10.00	•	•		
	8.00	0.60	20.00	1.00	10.00	•	•	•	
	8.00	0.60	25.00	1.00	10.00	•	•	•	
	8.00	0.60	50.00	1.00	10.00	•	•	•	
	10.00	0.70	10.00	1.00	12.00	•	•		
	10.00	0.70	20.00	1.00	12.00	•	•	•	
	10.00	0.70	25.00	1.00	12.00	•	•	•	
	10.00	0.70	50.00	1.00	12.00	•	•	•	
	10.00	0.70	50.00	1.00	12.00	•	•	•	
White Label Coils Temper R220 Soft	15.00	1.00	20.00	1.00	17.00	•	•	•	•
	22.00	1.20	20.00	1.00	24.00	•	•	•	•
	28.00	1.20	20.00	1.00	30.00	•	•	•	•
Black Label Straight Temper R250 ½ Hard	15.00	0.70	3.00	1.00	17.00		•	•	
	15.00	0.70	5.80	1.00	17.00	•			•
	15.00	0.70	6.00	1.00	17.00	•	•	•	•
	22.00	0.90	3.00	1.00	24.00		•	•	
	22.00	0.90	5.80	1.00	24.00	•			•
	22.00	0.90	6.00	1.00	24.00	•	•	•	•
	28.00	0.90	3.00	1.00	30.00			•	
	28.00	0.90	5.80	1.00	30.00	•			•
	28.00	0.90	6.00	1.00	30.00	•	•	•	•
	35.00	1.20	3.00	1.50	38.00	•			•
	35.00	1.20	5.80	1.50	38.00		•	•	
	42.00	1.20	6.00	1.50	45.00	•			•
	42.00	1.20	3.00	1.50	45.00		•		
	54.00	1.20	5.80	1.50	57.00	•			•
	54.00	1.20	6.00	1.50	57.00		•		

CT = nominal coating thickness (mm)

C OD = nominal coating outside diameter (mm)

Streamline PROTEC tube can be bent with ease using proprietary bending machines, or internal springs up to 22mm. Bending machines, must be equipped with formers allowing for the increased diameter of the plastic coating. Prior to assembly, PROTEC tube supplied as soft coils should be re-rounded using a suitable tool.

Mueller Europe are a UK based manufacturer of copper tube for plumbing, heating, refrigerating and various industrial applications. For more info visit: www.muellereurope.com



PRODUCT FEATURES

>B< Press offers a versatile press fitting system for use with hard, half-hard and soft copper tube and stainless steel tube, providing a secure, long-life, leak-proof joint. >B< Press is user friendly and very quick to install, leading to savings on labour costs. It also offers the advantage of flame free installation, therefore posing no fire risk.

To install >B< Press, a mechanical press tool with a compatible jaw to fit each size of fitting is required. When pressure is exerted through the press tool the joint is permanently made and the fitting cannot be disconnected or re-used.

The >B< Press system eliminates the need for solder, adhesives or additional jointing materials.

Features and Benefits

- Secure, long-life, leak-proof joint
- User friendly
- Quick to install
- Reduces labour costs
- Flame free installation
- Reduced fire risk
- No need for solder or adhesives



DRINKING WATER, HEATING, AND AIR

P1 – Straight Coupler Copper x Copper



Dimension	Order Code
15	47200010
22	47200012
28	47200014
35	47200016
42	47200018
54	47200020
67	47200022
76	47200024
89	47200026
108	47200028

P1S – Slip Coupler Copper x Copper



Dimension	Order Code
15	47200075
22	47200076
28	47200077
35	47200078
42	47200079
54	47200080
67	47200081
76	47200082
89	47200083
108	47200084

PIR – Reduced Straight Coupler Copper x Copper



Dimension	Order Code
22 x 15	47200040
28 x 22	47200044
35 x 28	47200050
42 x 35	47200058
54 x 42	47200068

P6 – Fitting Reducer Male Copper x Copper



Dimension	Order Code
15 x 12	47200148
22 x 15	47200150
28 x 15	47200152
28 x 22	47200154
35 x 22	47200158
35 x 28	47200160
42 x 22	47200164
42 x 28	47200166
42 x 35	47200168
54 x 35	47200176
54 x 42	47200178
67 x 28	47200180
67 x 35	47200182
67 x 42	47200184
67 x 54	47200186
76 x 35	47200188
76 x 42	47200190
76 x 54	47200192
76 x 67	47200194
89 x 54	47200196
89 x 76	47200198
108 x 54	47200202
108 x 67	47200204
108 x 76	47200206
108 x 89	47200208

P3 – Male Straight Connector Copper x Male Thread



Dimension	Order Code
15 x 1/2	47200120
22 x 3/4	47200122
28 x 1	47200124
35 x 1.1/4	47200126
42 x 1.1/2	47200128
54 x 2	47200130
67 x 2.1/2	47200132
76 x 3	47200134

Conex >B< Press



P2 – Female Straight Connector Copper x Female Thread

Dimension	Order Code
15 x 1/2	47200090
22 x 1/2	47200091
22 x 3/4	47200092
28 x 1	47200094
35 x 1.1/4	47200096
42 x 1.1/2	47200098
54 x 2	47200100



P69 – Male Straight Union Connector Copper x Copper

Dimension	Order Code
15 x 1/2	47200860
22 x 3/4	47200862
28 x 1	47200864
35 x 1.1/4	47200866
42 x 1.1/2	47200868
54 x 2	47200870



P69F – Female Straight Union Connector Copper x Male Thread

Dimension	Order Code
15 x 1/2	47200890
22 x 3/4	47200892
28 x 1	47200894
35 x 1.1/4	47200896
42 x 1.1/2	47200898
54 x 2	47200900



P12 – 90deg Elbow Copper x Copper

Dimension	Order Code
15	47200220
22	47200222
28	47200224
35	47200226
42	47200228
54	47200230
67	47200232
76	47200234
108	47200236



P12S – 90deg Street Elbow Copper x Male Copper

Dimension	Order Code
15	47200250
22	47200252
28	47200254
35	47200256
42	47200258
54	47200260
67	47200262
76	47200264
108	47200266



P21 – 45deg Obtuse Elbow Copper x Copper

Dimension	Order Code
15	47200370
22	47200372
28	47200374
35	47200376
42	47200378
54	47200380
67	47200382
76	47200384
89	47200386
108	47200388



P21S – 45deg Obtuse Street Elbow Copper x Male Copper

Dimension	Order Code
15	47200400
22	47200402
28	47200404
35	47200406
42	47200408
54	47200410
67	47200412
76	47200414
89	47200416
108	47200418



P13 – 90deg Bend with Male Thread Copper x Male Thread

Dimension	Order Code
15 x 1/2	47200280
22 x 3/4	47200282
28 x 1	47200284
35 x 1.1/4	47200286
42 x 1.1/2	47200288
54 x 2	47200290



P14 – 90deg Bend with Female Thread Copper x Female Thread

Dimension	Order Code
15 x 1/2	47200320
22 x 1/2	47200321
22 x 3/4	47200322
28 x 1	47200324
35 x 1.1/4	47200326
42 x 1.1/2	47200328
54 x 2	47200330



P24 – Equal Tee Copper All Ends

Dimension	Order Code
15	47200440
22	47200442
28	47200444
35	47200446
42	47200448
54	47200450
67	47200452
76	47200454
89	47200456
108	47200458



P30 – Tee With Female Threaded Branch Copper x Copper x F Threaded Branch

Dimension	Order Code
15 x 1/2 x 15	47200640
22 x 1/2 x 22	47200642
22 x 3/4 x 22	47200644
28 x 1/2 x 28	47200646





P25 – Tee - Reduced Branch Copper All Ends



Dimension	Order Code
42 x 28	47200516
42 x 35	47200518
54 x 22	47200522
54 x 28	47200524
54 x 35	47200526
54 x 42	47200528
67 x 35	47200529
67 x 42	47200530
67 x 54	47200531
76 x 42	47200532
76 x 54	47200533
76 x 67	47200534
89 x 54	47200535
89 x 76	47200536
108 x 54	47200537
108 x 76	47200538
108 x 89	47200539

P27 – Tee - Reduced End and Branch Copper All Ends



Dimension	Order Code
22 x 15 x 15	47200560
28 x 22 x 15	47200566
28 x 22 x 22	47200572
35 x 28 x 22	47200578
35 x 28 x 28	47200584
42 x 35 x 35	47200590
54 x 42 x 42	47200596

P26 – Tee - Reduced End Copper All Ends



Dimension	Order Code
22 x 15 x 22	47200540
28 x 15 x 28	47200542
28 x 22 x 28	47200544

P28 – Tee - Reduced Both Ends Copper All Ends



Dimension	Order Code
15x15x22	47200620
22x22x28	47200626

P61 – Stop End Copper



Dimension	Order Code
15	47200800
22	47200802
28	47200804
35	47200806
42	47200808
54	47200810
67	47200812
76	47200814
89	47200816
108	47200818



We supply the following IBP Conex Ranges



Press fittings



Compression



End feed and brazing



Solder ring



The Conex family of quality fittings

Conex Compression



Conex >B< Press



Conex Delcop End Feed



Conex Triflow Solder Ring





THE CORRECT FITTING FOR EVERY APPLICATION


SANHA Series 6000 copper Press Fittings and and Series 8000 gun metal Press Fittings are ideal for drinking water applications and heating system installations.


SANHA Series 6000/8000 Press Fittings used in conjunction with copper tube are tested according to BS EN 1057 and are suitable for:


- Drinking water and fire-extinguishing lines, in accordance with BS EN 806
- Heating water
- Water-glycol mixture (water with frost protection addition)

6001A Bend 90 deg Female/Male	Dimension	Order Code
	12	42150000
	15	42150001
	22	42150003
	28	42150004
	35	42150005
	42	42150006
	54	42150007
	67	42150008
	76	42150009
	89	42150010
	108	42150011


6001L – Bend 90 deg Female/Male Long	Dimension	Order Code
	15	42150020


6002A – Bend 90 deg Female/Female	Dimension	Order Code
	12	42150030
	15	42150031
	22	42150033
	28	42150034
	35	42150035
	42	42150036
	54	42150037
	67	42150038
	76	42150039
	89	42150040
	108	42150041

6040 – Bend 45 deg Female/Male	Dimension	Order Code
	12	42150050
	15	42150051
	22	42150053
	28	42150054
	35	42150055
	42	42150056
	54	42150057
	67	42150058
	76	42150059
	89	42150060
	108	42150061

6041 – Bend 45 deg Female/Female	Dimension	Order Code
	12	42150070
	15	42150071
	22	42150073
	28	42150074
	35	42150075
	42	42150076
	54	42150077
	67	42150078
	76	42150079
	89	42150080
	108	42150081

6085 – Full Crossover	Dimension	Order Code
	12	42150090
	15	42150091
	22	42150093
	28	42150094

6086 – Partial Crossover	Dimension	Order Code
	12	42150100
	15	42150101
	22	42150103
	28	42150104

6130 – Tee (continued)	Dimension	Order Code
	28x15x28	42150225
	28x22x15	42150230
	28x22x22	42150235
	28x22x28	42150240
	28x28x15	42150245
	28x28x22	42150250
	28x28x35	42150255
	35x22x22	42150260
	35x28x22	42150270
	35x28x28	42150275
	35x28x35	42150280
	35x35x15	42150285
	35x35x22	42150290
	35x35x28	42150295
	42x42x15	42150305
	42x42x22	42150310
	42x42x28	42150315
	42x42x35	42150320
	54x54x22	42150325
	54x54x28	42150330
	54x54x35	42150335
	54x54x42	42150340
	67x67x28	42150345
	67x67x35	42150350
	67x67x42	42150355
	67x67x54	42150360
	76x76x22	42150365
	76x76x28	42150370
	76x76x35	42150375
	76x76x42	42150380
	76x76x54	42150385
	76x76x67	42150390
	89x89x54	42150395
	89x89x76	42150400
	108x108x54	42150405
	108x108x76	42150415
	108x108x89	42150420

Dimension	Order Code
12	42150130
15	42150131
22	42150133
28	42150134
35	42150135
42	42150136
54	42150137
67	42150138
76	42150139
89	42150140
108	42150141
12x12x15	42150150
15x12x12	42150155
15x12x15	42150160
15x15x12	42150165
15x15x22	42150170
22x15x15	42150200
22x15x22	42150205
22x22x12	42150210
22x22x15	42150215
22x22x28	42150220

PRESS FIT

SANHA

SANHA – SERIES 6000

Altech BALL VALVES

By **Ashworth**

SUPPLYING MECHANICAL SERVICES AND PROCESS CONSTRUCTION



EN331
Gas Approved

WRAS
APPROVED PRODUCT



For more information call our sales team on

0800 783 7680

6130L – Tee – Long



Dimension	Order Code
15	42150425

6240 – Reducing Coupling



Dimension	Order Code
15x12	42150450
22x15	42150455
28x15	42150460
28x22	42150465
35x22	42150470
35x28	42150475
42x22	42150480
42x28	42150485
42x35	42150490
54x28	42150495
54x35	42150500
54x42	42150505

6243 – Reducer



Dimension	Order Code
42150555	42150555
42150560	42150560
42150565	42150565
42150570	42150570
42150575	42150575
42150580	42150580
42150585	42150585
42150590	42150590
42150595	42150595
42150600	42150600
42150605	42150605
42150610	42150610
42150615	42150615
42150620	42150620
42150625	42150625
42150630	42150630
42150635	42150635
42150640	42150640
42150645	42150645
42150650	42150650
42150655	42150655

6245 – Reducer



Dimension	Order Code
12a x 12	42150430
15a x 15	42150431
22a x 22	42150433
28a x 28	42150434
35a x 35	42150435
42a x 42	42150436
54a x 54	42150437

6270 – Coupling



Dimension	Order Code
12	42150510
15	42150511
22	42150513
28	42150514
35	42150515
42	42150516
54	42150517
67	42150518
76	42150519
89	42150520
108	42150521

6270S – Slip Coupling



Dimension	Order Code
12	42150670
15	42150671
22	42150673
28	42150674
35	42150675
42	42150676
54	42150677
67	42150678
76	42150679
89	42150680
108	42150681

6301 – Endcap



Dimension	Order Code
12	42150690
15	42150691
22	42150693
28	42150694
35	42150695
42	42150696
54	42150697
67	42150698
76	42150699
89	42150700
108	42150701

Visit www.sanha.com for more information.

8096g – Elbow Union, Female, Flat Sealing



Dimension	Order Code
12 x 1/2	42150750
15 x 1/2	42150751
22 x 3/4	42150755
22 x 1	42150756
28 x 1	42150757
35 x 1.1/4	42150758
42 x 1.1/2	42150759
54 x 2	42150760

8130 – Tee, female




Dimension	Order Code
12 x 12 x 1/2	42150770
15 x 15 x 3/8	42150771
15 x 15 x 1/2	42150772
22 x 22 x 1/2	42150775
22 x 22 x 3/4	42150776
28 x 28 x 1/2	42150777
28 x 28 x 3/4	42150778
35 x 35 x 1/2	42150779
35 x 35 x 1	42150780
42 x 42 x 1/2	42150781
42 x 42 x 1	42150782
54 x 54 x 1/2	42150783

8243G – Male Adapter




Dimension	Order Code
15 x 1/2	42150793
15 x 3/4	42150794
22 x 1/2	42150795
22 x 3/4	42150796
22 x 1	42150797
28 x 3/4	42150798
28 x 1	42150799
28 x 1.1/4	42150800
35 x 1	42150801
35 x 1.1/4	42150802
35 x 1.1/2	42150803
42 x 1.1/4	42150804
42 x 1.1/2	42150805
54 x 1.1/2	42150806
54 x 2	42150807
67 x 2.1/2	42150808
76 x 2.1/2	42150809
76 x 3	42150810
89 x 3	42150811
108 x 4	42150812

8246G – Plug-in adapter, female



Dimension	Order Code
12a x 1/2	42150820
15a x 3/8	42150821
15a x 1/2	42150822
22a x 1/2	42150825
22a x 3/4	42150826
28a x 3/4	42150827
28a x 1	42150828
35a x 1.1/4	42150829
42a x 1.1/2	42150830
54a x 2	42150831

8270G – Female Adapter



Dimension	Order Code
12 x 3/8	42150840
12 x 1/2	42150841
15 x 3/8	42150842
15 x 1/2	42150843

Dimension	Order Code
15 x 3/4	42150844
22 x 1/2	42150850
22 x 3/4	42150851
22 x 1	42150852
28 x 3/4	42150853
28 x 1	42150854
28 x 1.1/4	42150855
35 x 1	42150856
35 x 1.1/4	42150857
35 x 1.1/2	42150858
42 x 1.1/4	42150859
42 x 1.1/2	42150860
54 x 1.1/2	42150861
54 x 2	42150862
67 x 2.1/2	42150863
76 x 2.1/2	42150864
89 x 3	42150865

8280G – Plug-in Adapter, Male



Dimension	Order Code
12a x 1/2	42150870
15a x 3/8	42150871
15a x 1/2	42150872
22a x 1/2	42150876
22a x 3/4	42150877
28a x 3/4	42150878
28a x 1	42150879
35a x 1.1/4	42150880
42a x 1.1/2	42150881
54a x 2	42150882

8330 – Union, Flat Sealing



Dimension	Order Code
12	42150890
15	42150891
22	42150892
28	42150893
35	42150894
42	42150895
54	42150896

8330G – Union, Female, Flat Sealing



Dimension	Order Code
12 x 1/2	42150900
15 x 1/2	42150901
15 x 3/4	42150902
22 x 3/4	42150905
22 x 1	42150906
28 x 3/4	42150907
28 x 1	42150908
35 x 1.1/4	42150909
42 x 1.1/2	42150910
54 x 2	42150911

8333G – Union, Male, Flat Sealing



Dimension	Order Code
12 x 3/8	42150920
12 x 1/2	42150921
15 x 1/2	42150922
15 x 3/4	42150923
22 x 1/2	42150925
22 x 3/4	42150926
22 x 1	42150927
28 x 3/4	42150928
28 x 1	42150929
35 x 1.1/4	42150930
42 x 1.1/2	42150931
54 x 2	42150932


We now stock the **SANHA** Therm, Solar and Stainless ranges.

PRESS FIT

SANHA

SANHA – SERIES 8000

8359G – Union Adapter, Flat Sealing



Dimension	Order Code
15 x 1	42150943
22 x 3/4	42150948
22 x 1	42150949
22 x 1.1/4	42150950
22 x 1.1/2	42150951
28 x 1.1/4	42150952
28 x 1.1/2	42150953
35 x 1.1/2	42150954
35 x 2	42150955
42 x 1.3/4	42150956
42 x 2	42150957
54 x 2.3/8	42150958
76 x 3	42150959
89 x 3.1/2	42150960

8472G – Wall Plate



Dimension	Order Code
12 x 1/2	42150970
15 x 1/2	42150971
22 x 1/2	42150972
22 x 3/4	42150973


You can find out more about Sanha products by visiting:
www.sanha.com



alternatively you can speak to our experienced Sales Team at
0800 783 7680

To find out more about the broad range of products offered by **ASHWORTH** you can browse and download our range of literature online at:

www.ashworth.eu.com



alternatively you can call:

0800 783 7680

PRESENTING THE XPRESS RANGE

The XPress concept has been developed and extended to become a truly versatile package. To complement the established products and using common tooling, fittings and tube for various specific applications, across a broad spectrum of installations have now been introduced.

XPress Copper fittings are manufactured from copper or copper alloy and are ideal for the fast, efficient jointing of copper tube to BS EN 1057 R250 and R290 in sizes from 15mm to 108mm. They are designed for use on hot and cold water services, vented and unvented closed circuit heating, chilled water and oil free compressed air applications within permissible pressure and temperature limits. Guaranteed for decades.

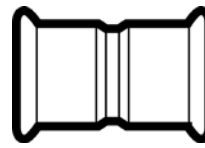
Where XPress fittings are installed with products from other manufacturers (to meet minimum requirements as laid down under tube compatibility on page 6) as part of a standard pipeline system, you'll receive a no-quibble 25-year guarantee (5 years for XPress Carbon) against all manufacturing defects. All guarantees are subject to the use of Yorkshire Fittings approved tools, jaws and slings and the application of good installation practice.

Copper - Where pipeline systems are constructed exclusively from XPress Copper fittings or XPress Gas fittings and Yorkex copper tube to BS EN 1057 from Yorkshire Copper Tube limited, the resulting installation will be deemed an XPress Copper System and as such qualify for a 30 year guarantee against all manufacturing defects.



INTERNATIONAL STANDARDS ORGANISATION
International standards are conformed to where appropriate.

S1 – Straight Coupling Press-fit x Press-fit



Dimension	Order Code
15	42050100
22	42050102
28	42050104
35	42050106
42	42050108
54	42050110
67	42050112
76	42050114
108	42050116

S1FMF – Composite Flange Press-fit x Metric



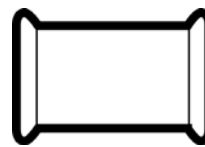
Dimension	Order Code
67	42050120
76	42050122
108	42050124

S1FMM – Composite Flange Press-fit x male end



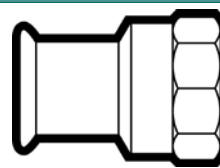
Dimension	Order Code
67	42050142
76	42050144
108	42050146

S1SLIP – Straight Coupling Slip Pattern



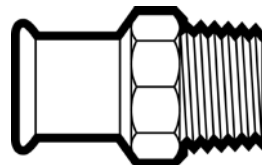
Dimension	Order Code
15	42050150
22	42050152
28	42050154
35	42050156
42	42050158
54	42050160
67	42050162
76	42050164
108	42050166

S2 – Straight Female Connector



Dimension	Order Code
15 x 1/2	42050130
22 x 3/4	42050132
28 x 1	42050134
35 x 1 1/4	42050136
42 x 1 1/2	42050138
54 x 2	42050140

S3 – Straight Male Connector



Dimension	Order Code
15 x 1/2	42050170
22 x 3/4	42050172
28 x 1	42050174
35 x 1 1/4	42050176
42 x 1 1/2	42050178
54 x 2	42050180
67 x 2 1/2	42050182
76 x 3	42050184
108 x 4	42050186



FM 27630 QUALITY SYSTEMS
Yorkshire Fitting Limited is a British Standards Institution registered company.

S6 – Reducer Larger End Male		Dimension	Order Code																
		42 x 35	42050222																
		54 x 28	42050224																
		54 x 35	42050226																
		54 x 42	42050228																
		67 x 28	42050230																
		67 x 35	42050232																
		67 x 42	42050234																
		67 x 54	42050236																
		76 x 35	42050238																
		76 x 42	42050240																
<table border="1"> <thead> <tr> <th>Dimension</th> <th>Order Code</th> </tr> </thead> <tbody> <tr> <td>42 x 28</td> <td>42050210</td> </tr> <tr> <td>28 x 15</td> <td>42050210</td> </tr> <tr> <td>28 x 22</td> <td>42050212</td> </tr> <tr> <td>35 x 22</td> <td>42050214</td> </tr> <tr> <td>35 x 28</td> <td>42050216</td> </tr> <tr> <td>42 x 22</td> <td>42050218</td> </tr> <tr> <td>42 x 28</td> <td>42050220</td> </tr> </tbody> </table>		Dimension	Order Code	42 x 28	42050210	28 x 15	42050210	28 x 22	42050212	35 x 22	42050214	35 x 28	42050216	42 x 22	42050218	42 x 28	42050220	76 x 54	42050242
		Dimension	Order Code																
		42 x 28	42050210																
		28 x 15	42050210																
		28 x 22	42050212																
		35 x 22	42050214																
		35 x 28	42050216																
		42 x 22	42050218																
		42 x 28	42050220																
		76 x 67	42050244																
108 x 42	42050246																		
108 x 54	42050247																		
108 x 67	42050248																		
108 x 76	42050249																		

S15 – Backplate elbow	Dimension	Order Code
	15 x 1/2	42050390
	22 x 3/4	42050392

S21 – Obtuse Elbow Press-fit X Press-fit	Dimension	Order Code
	15	42050410
	22	42050412
	28	42050414
	35	42050416
	42	42050418
	54	42050420
	67	42050422
	76	42050424
	108	42050426

S12 – Elbow Press-fit x Press-fit	Dimension	Order Code
	15	42050250
	22	42050252
	28	42050254
	35	42050256
	42	42050258
	54	42050260
	67	42050262
	76	42050264
	108	42050266

S21S – Obtuse Street Elbow	Dimension	Order Code
	15	42050450
	22	42050452
	28	42050454
	35	42050456
	42	42050458
	54	42050460
	67	42050462
	76	42050464
	108	42050466

S12S – Street Elbow	Dimension	Order Code
	15	42050290
	22	42050292
	28	42050294
	35	42050296
	42	42050298
	54	42050300
	67	42050302
	76	42050304
	108	42050306

S22 – Partial Crossover	Dimension	Order Code
	15	42050470
	22	42050472

S13 – Male Elbow	Dimension	Order Code
	15 x 1/2	42050330
	22 x 3/4	42050332
	28 x 1	42050334
	35 x 1 1/4	42050336
	42 x 1 1/2	42050338
	54 x 2	42050340

S23 – Full Crossover	Dimension	Order Code
	15	42050480
	22	42050482

S14 – Female Elbow	Dimension	Order Code
	15 x 1/2	42050370
	22 x 3/4	42050372
	28 x 1	42050374
	35 x 1 1/4	42050376
	42 x 1 1/2	42050378
	54 x 2	42050380

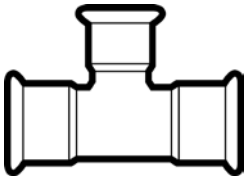
S24 – Equal Tee	Dimension	Order Code
	15	42050490
	22	42050492
	28	42050494
	35	42050496
	42	42050498
	54	42050500
	67	42050502
	76	42050504
	108	42050506

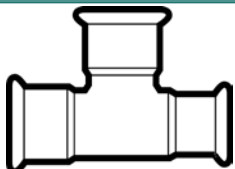


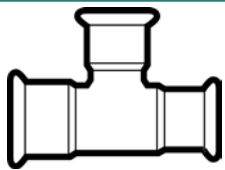
EVALUATED BY THE WRAS
The XPress Copper and XPress Stainless ranges have been tested by the WRAS and are audited periodically.

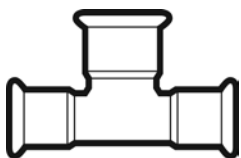


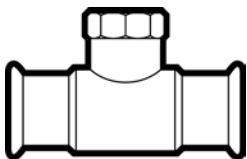
KEY EUROPEAN APPROVALS
Applicable XPress components are DVGW approved.


S25 – Tee, Reduced Branch	Dimension	Order Code
	22 x 22 x 15	42050530
	28 x 28 x 15	42050532
	28 x 28 x 22	42050534
	35 x 35 x 15	42050535
	35 x 35 x 22	42050536
	35 x 35 x 28	42050538
	42 x 42 x 15	42050539
	42 x 42 x 22	42050541
	42 x 42 x 28	42050540
	42 x 42 x 35	42050542
	54 x 54 x 22	42050543
	54 x 54 x 28	42050545
	54 x 54 x 35	42050544
	54 x 54 x 42	42050546
	67 x 67 x 28	42050548
	76 x 76 x 35	42050549
76 x 76 x 42	42050550	
76 x 76 x 54	42050552	
108 x 108 x 54	42050554	
108 x 108 x 76	42050555	


S26 – Tee, One End Reduced	Dimension	Order Code
	22 x 15 x 22	42050570
	28 x 22 x 28	42050572

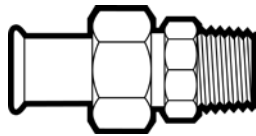
S27 – Tee, One End And Branch Reduced	Dimension	Order Code
	22 x 15 x 15	42050590
	28 x 22 x 22	42050592

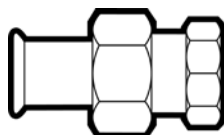
S28 – Tee, Both Ends Reduced	Dimension	Order Code
	15 x 15 x 22	42050600

S30 – Female Branch Tee	Dimension	Order Code
	15 x 15 x 1/2	42050610
	22 x 22 x 1/2	42050612
	22 x 22 x 3/4	42050614
	28 x 28 x 1/2	42050616
	28 x 28 x 3/4	42050618
	35 x 35 x 1/2	42050620
	42 x 42 x 1/2	42050622
	54 x 54 x 1/2	42050624

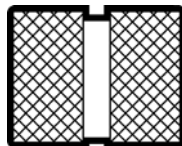
S60 – Stop End	Dimension	Order Code
	35	42050654
	42	42050656
	54	42050658

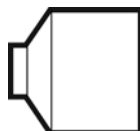
S61 – Stop End For Use With Copper Tube	Dimension	Order Code
	15	42050666
	22	42050668
	28	42050670
	35	42050672
	42	42050674
	54	42050676
	67	42050660
	76	42050662
	108	42050664

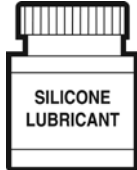
S69 – Straight Male Union Connector	Dimension	Order Code
	15 x 1/2	42050690
	22 x 3/4	42050692
	28 x 1	42050694
	35 x 1 1/4	42050696
	42 x 1 1/2	42050698
	54 x 2	42050700


S69F – Straight female union connector	Dimension	Order Code
	15 x 1/2	42050730
	22 x 3/4	42050732
	28 x 1	42050734
	35 x 1 1/4	42050736
	42 x 1 1/2	42050738
	54 x 2	42050740

XPRESS ACCESSORIES

S120 – Deburring Tool	Dimension	Order Code
	15 - 54	42050800

S122 – Tube Preparation Kit For Copper Only	Dimension	Order Code
	35 - 54	42050810

S130 – Silicone Lubricant	Dimension	Order Code
	100g Tub	42050820

S135 – Dri-Slide Lubricant	Dimension	Order Code
	115ml	42050830

PRESS FIT



YORKSHIRE FITTINGS XPRESS

PRODUCT FEATURES

The comprehensive range of Tectite jointing solutions includes push-fit line fittings, Tectite-PEX pipe and 316 Stainless steel System tube, flexible connectors, quarter-turn ball valves and service valves. All are precision-made either in copper, gunmetal, A-metal, DZR brass or stainless steel. That's in addition to a wide selection of accessories to assist in the completion a first class job.

ADVANTAGE OF TECTITE

The heat-free principle of the jointing process is one of the major benefits of the Tectite system, removing the need to apply for hot work permits that often boost insurance premiums; and eliminating the possibility of flame damage.

Together with the XPress System of press-fit fittings, Tectite offers the system designer a choice of heat-free jointing methods, resulting in an uncontaminated installation fitted in a fraction of the time taken using other jointing techniques.

A primary concern for the installer is the amount of time spent fitting and commissioning plumbing and heating services. With the Tectite range, the time taken to joint tubes in sizes up to 54mm is significantly reduced. The jointing process is simple and tube preparation requires no more than the application of a good plumbing practice, contributing further to installed cost savings.

Tectite fittings are intrinsically clean, meaning no allowance for adhesive curing or long flushing times to remove flux residue is required.

Tectite Classic fittings are ideal for the fast, efficient jointing of plain or chrome plated copper tube to BS EN 1057 or PB and PEX plastic pipe to BS 7291 Parts 2 and 3. Tectite Classic fittings can be ordered in sizes from 10mm to 28mm, and can be used in the same applications as Tectite Sprint.



FM 27630

QUALITY SYSTEMS
Yorkshire Fitting Limited
is a British Standards
Institution registered
company.



BS 7291

Tectite-PEX barrier pipe
is kitemark approved.



EVALUATED BY THE WRAS
The Tectite has been certified by the
WRAS and is audited periodically.



**INTERNATIONAL
STANDARDS
ORGANISATION**
International standards
are conformed to where
appropriate.



**KEY EUROPEAN
APPROVALS**
Applicable Tectite
products are DVGW
approved.

CLASSIC

T1 – Straight Coupling Push-fit X Push-fit	Dimension	Order Code
	10	42500000
	12	42500010
	15	42500001
	22	42500002
	28	42500005

T1R – Reducing Coupling Push-fit X Push-fit	Dimension	Order Code
	12 x 10	42500020
	15 x 10	42500025
	15 x 12	42500026
	22 x 10	42500027
	22 x 15	42500028
	28 x 22	42500030

T2 – Straight Female Connector	Dimension	Order Code
	12 x 3/8	42500044
	12 x 1/2	42500045
	15 x 1/2	42500050
	22 x 3/4	42500051
	22 x 1	42500052
	28 x 1	42500054

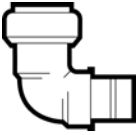
T3 – Straight Male Connector	Dimension	Order Code
	12 x 3/8	42500083
	12 x 1/2	42500084
	15 x 1/2	42500085
	22 x 3/4	42500087
	22 x 1	42500089
	28 x 1	42500091


T3P – Straight Male Connector	Dimension	Order Code
	15 x 1/2	42500075
	22 x 1/2	42500074
	22 x 3/4	42500076
	22 x 1	42500077
	28 x 1	42500080

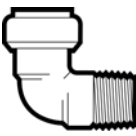
T5 – Tank Connector	Dimension	Order Code
	15 x 1/2	42500100
	22 x 3/4	42500101
	28 x 1	42500105


T6 – Reducer	Dimension	Order Code
	15 x 10	42500125
	22 x 15	42500126
	28 x 15	42500128
	28 x 22	42500130

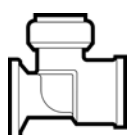
T12 – Elbow Push-fit X Push-fit	Dimension	Order Code
	10	42500150
	12	42500149
	15	42500151
	22	42500152
	28	42500154


T12S – Street Elbow	Dimension	Order Code
	10	42500160
	10 x 15	42500161
	15	42500162
	22	42500166
	28	42500167


T12SNP – Street Elbow	Dimension	Order Code
	10	42500156
	10 x 15	42500157
	15	42500158


T13 – Male Elbow	Dimension	Order Code
	12 x 3/8	42500182
	12 x 1/2	42500183
	15 x 1/2	42500184
	22 x 3/4	42500185
	28 x 1	42500186

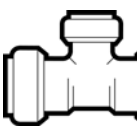
T14 – Female Elbow	Dimension	Order Code
	12 x 3/8	42500168
	12 x 1/2	42500169
	15 x 1/2	42500170
	22 x 3/4	42500171
	28 x 1	42500172

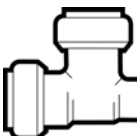
T15 – Backplate Elbow	Dimension	Order Code
	15 x 1/2	42500175
	22 x 3/4	42500176

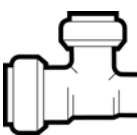
T21 – Obtuse elbow push-fit x push-fit	Dimension	Order Code
	12	42500177
	15	42500178
	22	42500179
	28	42500180


T21S – Obtuse Street Elbow	Dimension	Order Code
	12	42500191
	15	42500192
	22	42500193
	28	42500194


T24 – Equal Tee	Dimension	Order Code
	10	42500200
	12	42500199
	15	42500201
	22	42500202
	28	42500204


T25 – Tee, Reduced Branch	Dimension	Order Code
	15 x 15 x 10	42500225
	22 x 22 x 10	42500228
	22 x 22 x 15	42500226
	28 x 28 x 15	42500230
	28 x 28 x 22	42500232

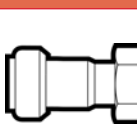
T26 – Tee, One End Reduced	Dimension	Order Code
	15 x 10 x 15	42500240
	22 x 15 x 22	42500242
	28 x 15 x 28	42500244
	28 x 22 x 28	42500246

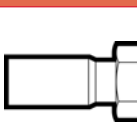
T27 – Tee, One End And Branch Reduced	Dimension	Order Code
	15 x 10 x 10	42500247
	22 x 15 x 15	42500248
	28 x 22 x 22	42500249

T30 – Female Branch Tee	Dimension	Order Code
	15 x 15 x 1/2	42500255
	22 x 22 x 1/2	42500256
	22 x 22 x 3/4	42500257

T61 – Stop End	Dimension	Order Code
	10	42500250
	12	42500254
	15	42500251
	22	42500252
	28	42500253

T61RV – Air Release Stop End	Dimension	Order Code
	10	42500260
	12	42500261
	15	42500262
	22	42500264
	28	42500265

T62 – Tap Connector	Dimension	Order Code
	10 x 1/2	42500268
	15 x 1/2	42500270
	15 x 3/4	42500272
	22 x 3/4	42500273

T62S – Tap Connector Male End	Dimension	Order Code
	15 x 1/2	42500275
	15 x 3/4	42500276
	22 x 3/4	42500277

PUSH FIT



YORKSHIRE FITTINGS TECTITE

T63 – Bent Tap Connector	Dimension	Order Code
	10 x 1/2	42500280
	15 x 1/2	42500282
	22 x 3/4	42500283

T68FF – Flat Faced Union Adaptor	Dimension	Order Code
	15 x 3/4	42500300

TF90 – Flexible Connector	Dimension	Order Code
	15	42500310
	22	42500311

TF92 – Flexible Tap Connector	Dimension	Order Code
	15 x 1/2	42500315
	22 x 3/4	42500316

TM80 – Manifold	Dimension	Order Code
	22 x 22 x 10	42500325

TM81 – Manifold	Dimension	Order Code
	22 x 22 x 10 x 10	42500350

PEX PIPE

TP520 – Barrier Pipe Straight Lengths	Dimension	Order Code
	15 x 3	42500550
	15 x 6	42500560
	22 x 3	42500570
	22 x 6	42500580
	28 x 3	42500590
	28 x 6	42500600

TP520 – Barrier Pipe Straight Lengths	Dimension	Order Code
	12 x 50	42500507
	12 x 100	42500508
	15 x 25	42500510
	15 x 50	42500515
	15 x 100	42500520
	22 x 25	42500525
	22 x 50	42500530

SPRINT

TT1 – Straight Coupling	Dimension	Order Code
	10	42510010
	15	42510011
	22	42510012
	28	42510013

TT1R – Reducing Coupling	Dimension	Order Code
	15 x 10	42510030
	22 x 15	42510035

TT2 – Straight Female Connector	Dimension	Order Code
	15 x 1/2	42510060
	22 x 3/4	42510065

TT3 – Straight Male Connector	Dimension	Order Code
	15 x 1/2	42510080
	22 x 3/4	42510085
	28 x 1	42510090

TT5 – Tank Connector	Dimension	Order Code
	15 x 1/2	42510100
	22 x 3/4	42510105

TT6 – Reducer	Dimension	Order Code
	15 x 10	42510120
	22 x 15	42510125
	28 x 15	42510130
	28 x 22	42510135

TT12 – Elbow	Dimension	Order Code
	10	42510150
	15	42510151
	22	42510152
	28	42510153

TT12S – Street Elbow	Dimension	Order Code
	10	42510170
	10 x 15	42510172
	15	42510174
	22	42510175

TT13 – Male Elbow	Dimension	Order Code
	15 x 1/2	42510190

TT14 – Female Elbow	Dimension	Order Code
	15 x 1/2	42510200

TT15 – Backplate Elbow	Dimension	Order Code
	15 x 1/2	42510220

TT24 – Equal Tee	Dimension	Order Code
	10	42510240
	15	42510241
	22	42510242
	28	42510243

TT25 – Tee, Reduced Branch Push-fit On All Ends	Dimension	Order Code
	42510260	15 x 15 x 10
	42510262	22 x 22 x 10
	42510264	22 x 22 x 15
	42510266	28 x 28 x 15
	42510268	28 x 28 x 22

TT26 – Tee, One End Reduced	Dimension	Order Code
	22 x 15 x 22	42510280
	28 x 15 x 28	42510282
	28 x 22 x 28	42510284

TT27 – Tee, One End And Branch Reduced	Dimension	Order Code
	22 x 15 x 15	42510300
	28 x 22 x 22	42510302

TT61 – Stop End	Dimension	Order Code
	10	42510320
	15	42510321
	22	42510322
	28	42510323

TT62 – Tap Connector	Dimension	Order Code
	10 x 1/2	42510340
	15 x 1/2	42510345
	22 x 3/4	42510350

TT63 – Bent Tap Connector	Dimension	Order Code
	10 x 1/2	42510370
	15 x 1/2	42510375

PRO

TX1 – Straight Coupling	Dimension	Order Code
	15	42550100
	22	42550105
	28	42550110
	35	42550115
	42	42550120
	54	42550125

TX1 SLIP – Straight Coupling	Dimension	Order Code
	15	42550130
	22	42550131
	28	42550132
	35	42550133
	42	42550134
	54	42550135

TX2 – Straight Female Connector	Dimension	Order Code
	15 x 1/2	42550150
	22 x 3/4	42550155
	22 x 1	42550160
	28 x 1	42550165
	35 x 1.1/4	42550170
	42 x 1.1/2	42550175
	54 x 2	42550180

TX3 – Straight male connector	Dimension	Order Code
	15 x 1/2	42550210
	22 x 3/4	42550215
	22 x 1	42550220
	28 x 1	42550225
	35 x 1.1/4	42550230
	42 x 1.1/2	42550235
	54 x 2	42550240

TX3P – Straight Male Connector	Dimension	Order Code
	15 x 1/2	42550260
	22 x 3/4	42550265
	22 x 1	42550270
	28 x 1	42550275

TX6 – Reducer Larger End	Dimension	Order Code	
	35 x 15	42550315	
	35 x 22	42550320	
	42 x 15	42550330	
	42 x 22	42550335	
	42 x 28	42550340	
	42 x 35	42550345	
	54 x 15	42550350	
	54 x 22	42550355	
	54 x 28	42550360	
	54 x 35	42550365	
	54 x 42	42550370	
	Dimension	Order Code	
	22 x 15	42550300	
	28 x 15	42550305	
28 x 22	42550310		

PUSH FIT



YORKSHIRE FITTINGS TECTITE

TX12 – Elbow	Dimension	Order Code
	15	42550390
	22	42550395
	28	42550400
	35	42550405
	42	42550410
	54	42550415

TX12S – Street Elbow	Dimension	Order Code
	15	42550430
	22	42550435
	28	42550440

TX13 – Male Elbow	Dimension	Order Code
	15 x 1/2	42550460
	22 x 3/4	42550465
	28 x 1	42550470

TX14 – Female Elbow	Dimension	Order Code
	15 x 1/2	42550490
	22 x 3/4	42550495
	28 x 1	42550500

TX15 – Backplate Elbow push-fit	Dimension	Order Code
	15 x 1/2	42550520

TX21 – Obtuse Elbow	Dimension	Order Code
	15	42550522
	22	42550523
	28	42550524
	35	42550525
	42	42550526
	54	42550527

TX21S – Obtuse Street Elbow	Dimension	Order Code
	15	42550530
	22	42550531
	28	42550532
	35	42550533
	42	42550534
	54	42550535

TX24 – Equal Tee	Dimension	Order Code
	15	42550540
	22	42550545
	28	42550550
	35	42550555
	42	42550560
	54	42550565

TX25 – Tee, Reduced Branch	Dimension	Order Code
	28 x 28 x 22	42550600
	35 x 35 x 15	42550605
	35 x 35 x 22	42550610
	35 x 35 x 28	42550615
	42 x 42 x 15	42550620
	42 x 42 x 22	42550625
	42 x 42 x 28	42550630
	54 x 54 x 15	42550635
	54 x 54 x 22	42550640
	54 x 54 x 28	42550645

TX26 – Tee, One End Reduced	Dimension	Order Code
	22 x 15 x 22	42550670
	28 x 15 x 28	42550675
	28 x 22 x 28	42550680

TX27 – Tee, One End And Branch Reduced	Dimension	Order Code
	28 x 15 x 15	42550700
	28 x 22 x 22	42550705


TX30 – Female Branch Tee	Dimension	Order Code
	15 x 15 x 1/2	42550725
	22 x 22 x 1/2	42550730
	35 x 35 x 1/2	42550735
	42 x 42 x 1/2	42550740


TX61 – Stop End	Dimension	Order Code
	15	42550760
	22	42550765
	28	42550770
	35	42550775
	42	42550780
	54	42550785


TX61RV – Air Release Stop End	Dimension	Order Code
	15	42550810
	22	42550815
	28	42550820


TX62 – Tap Connector	Dimension	Order Code
	15 x 1/2	42550840
	15 x 3/4	42550845
	22 x 3/4	42550850


For more information on
Yorkshire Fittings Tectite call
0800 783 7680

TX63 – Bent Tap Connector	Dimension	Order Code
	15 x 1/2	42550870
	22 x 3/4	42550875

TX68FF – Flat Faced Union Adaptor	Dimension	Order Code
	15 x 3/4	42550890

TX68S – Cylinder Union Male End	Dimension	Order Code
	22 x 1	42550900


TXF90 – Flexible Connector	Dimension	Order Code
	15	42550902
	22	42550903


TXF92 – Flexible Tap Connector	Dimension	Order Code
	15 x 1/2	42550905
	22 x 3/4	42550906


VALVES


TX480 – Servicing Valve Pushfit x Pushfit	Dimension	Order Code
	15	42550910

TX481 – Servicing Valve Pushfit x Union Nut	Dimension	Order Code
	10 x 1/2	42550919
	15 x 1/2	42550920

TX490L – Quarter Turn Ball Valve Pushfit x Pushfit	Dimension	Order Code
	15	42550940
	22	42550945

TX495 – Quarter Turn Ball Valve Pushfit x Union Nut	Dimension	Order Code
	15 x 3/4	42550960

TX496 – Quarter Turn Ball Valve Pushfit x Union Nut	Dimension	Order Code
	15 x 3/4	42550970

TX526S – DZR Draining Tap	Dimension	Order Code
	15	42550375

TECTITE ACCESSORIES

Dimension	Order Code
DT Disconnecting Tool	
10	42500400
12	42500399
15	42500401
22	42500402
28	42500403

Dimension	Order Code
DC Disconnecting Clip	
10	42500425
12	42500424
15	42500426
22	42500427
28	42500428

Dimension	Order Code
DTX Disconnecting Tool	
35 - 54	42500405

Dimension	Order Code
T66 PEX Liner For Insertion into Tube	
10	42500430
15	42500431
22	42500432
28	42500433

Dimension	Order Code
T67 Copper Liner For Insertion into Tube	
10	42500465

Dimension	Order Code
T110 Multipurpose Tool For Tectite Classic & Tectite Pro	
10 - 28	42500466

Dimension	Order Code
T115 Multipurpose Tool For Tectite Sprint	
10 - 28	42500467

Dimension	Order Code
T120 Nail-in Pipe Clips Bags of 50	
10	42500435
15	42500436
22	42500437
28	42500438

Dimension	Order Code
T125 Bend Former For Use With PEX Pipe	
15	42500455

Dimension	Order Code
T140 Pipe Cutter Ratchet For Use With PEX Pipe	
10 - 28	42500458

Dimension	Order Code
TCX End Cap	
35	42500470
42	42500471
54	42500472

Dimension	Order Code
TDX Demounting End Cap	
35	42500475
42	42500476
54	42500477

Dimension	Order Code
TX100 Replacement 'O' Ring	
35	42551020
42	42551025
54	42501030

Dimension	Order Code
TX105 Replacement Grab Ring For Tectite Pro	
35	available on request
42	available on request
54	available on request


 For more information on Yorkshire Fittings Tectite call **0800 783 7680**


WANT HEATING SYSTEMS AND FIRE PROTECTION AS WELL AS DRAINAGE, PIPEWORK AND PLUMBING?



Ashworth is one of the UK's leading distributors to the mechanical services and process industries markets.

We distribute market leading products from a network of strategically located branches serving all the major conurbations and surrounding territories.

Ashworth continually adapts to changing market conditions and prides itself on developing innovative, problem solving products and services to meet our customers' needs, as well as continuing to supply many proven products in our traditional pipeline, valves and fittings portfolio.

Today we are recognised as experts in the distribution of pipeline products, associated fittings and valves in steel, copper and plastic in all the sectors of our markets.

For more information contact an Ashworth Sales Advisor

0800 783 7680

Ashworth

Fire protection • Drainage • General mechanical services • Heating • Process industry

**SUPPLYING MECHANICAL SERVICES
AND PROCESS CONTRACTORS**



APPLICATIONS AND USES

The versatility of the fitting enables it to be used for connecting tubes in a wide variety of domestic and commercial applications such as plumbing, heating, fluid distribution, air pressure lines and air conditioning. Conex Compression fittings are especially advantageous in retrofit plumbing schemes, where space is confined and/or the use of heat must be avoided. The ability to connect different types of tube is of special importance encouraging users such as original equipment manufacturers to incorporate Conex Compression fittings within their designs. The fitting's simplicity, versatility and speed of installation makes it a popular choice with installers.

SIZE AVAILABILITY

6mm–108mm, suitable for connecting copper tubes in accordance with EN 1057 and many other standards including ISO 274.

Fittings are also suitable for connecting low carbon steel, stainless steel and many types of plastic pipe including crossed linked polyethylene (PE-X) and polybutylene (PB) with size compatible outside diameters.

(N.B. When using compression fittings with soft copper tube to EN 1057 - R220 or plastic pipe it is essential that an appropriate tube liner is also fitted).


Imperial copper tube to BS 659 in sizes 3/8", 1/2", 2" and 2 1/2" sizes can be readily joined using 12mm, 15mm, 54mm and 66.7mm fittings respectively. Other sizes can be joined using special adaptors in the range.



BRASS AND DZR

301/S301 Straight Coupler Copper x Copper	301 Size (Brass)	Order Code	S301 Size (DZR)	Order Code
	-	-	6	47000000
	-	-	8	47002002
	-	-	10	47002004
	12	47000007	12	47002007
	15	47000011	15	47002011
	22	47000014	22	47002014
	28	47000017	28	47002017
	35	47000020	35	47002020
	-	-	42	47002021
	-	-	54	47002022
	-	-	67	47002023
	-	-	76	47002024
	-	-	89	47002025
-	-	108	47002026	

Also Available In Chrome

301/S301 Reduced Straight Coupler Copper x Copper	301 Size (Brass)	Order Code	S301 Size (DZR)	Order Code
	-	-	8 x 6	47000001
	-	-	10 x 8	47002003
	-	-	12 x 8	47002005
	-	-	12 x 10	47002006
	-	-	15 x 8	47002008
	-	-	15 x 10	47002009
	15 x 12	47000010	15 x 12	47002010
	22 x 15	47000013	22 x 15	47002013
	-	-	28 x 15	47002015
	28 x 22	47000016	28 x 22	47002016
	-	-	35 x 22	47002018
	-	-	35 x 28	47002019

Also Available In Chrome

301BH Straight Coupler Bulkhead Copper x Copper	301BH Size (Brass)	Order Code	Size (DZR)	Order Code
	15	47000030	-	-
	22	47000031	-	-
	-	-	-	-

Also Available In Chrome

301BP Straight Coupler Burst Pipe Repair Cop x Cop	301BP Size (Brass)	Order Code	Size (DZR)	Order Code
	12 x 100	47000043	-	-
	15 x 100	47000045	-	-
	22 x 100	47000047	-	-

Also Available In Chrome

S301CO Crossover Copper x Copper	Size (Brass)	Order Code	S301CO Size (DZR)	Order Code
	-	-	15	47002040
	-	-	18	47002041
	-	-	22	47002042


Also Available In Chrome

Conex Compression



WRAS
APPROVED
PRODUCT

301DA Straight Coupler with Drain Tap Cop x Cop	301DA Size (Brass)	Order Code	Size (DZR)	Order Code
	15	47000035	-	-
	22	47000036	-	-
Also Available In Chrome				

302CB Ext Male Straight Con Back Nut (Long)	302CB Size (Brass)	Order Code	Size (DZR)	Order Code
	15 x 1/2 x 38	47000140	-	-
Also Available In Chrome				

301IM Imperial to Metric Straight Coupler Cop x Cop	Size (Brass)	Order Code	301IM Size (DZR)	Order Code
	-	-	3 x 76	47002050
Also Available In Chrome				

302TA/S302TA Male Straight Con Copper x M Taper Thread	302TA Size (Brass)	Order Code	S302TA Size (DZR)	Order Code
	-	-	10 x 3/8	47002140
	-	-	10 x 1/2	47002141
	12 x 3/8	47000145	-	-
	12 x 1/2	47000146	-	-
	15 x 3/8	47000147	-	-
	15 x 1/2	47000148	-	-
	15 x 3/4	47000149	-	-
	22 x 1/2	47000150	-	-
	22 x 3/4	47000151	-	-
	22 x 1	47000152	-	-
28 x 3/4	47000153	-	-	
28 x 1	47000154	-	-	
Also Available In Chrome				

301V Straight Coupler with Air Vent Copper x Copper	301V Size (Brass)	Order Code	Size (DZR)	Order Code
	15	47000062	-	-
Also Available In Chrome				

303/S303 Female Straight Con Cop x Parallel F Thread	303 Size (Brass)	Order Code	S303 Size (DZR)	Order Code	
	-	-	8 x 1/4	47002170	
	-	-	8 x 3/8	47002171	
	-	-	8 x 1/2	47002169	
	-	-	10 x 1/4	47000172	
	-	-	10 x 3/8	47002173	
	-	-	10 x 1/2	47002174	
	12 x 3/8	47000175	12 x 3/8	47002175	
	12 x 1/2	47000176	12 x 1/2	47002176	
	15 x 3/8	47000177	15 x 3/8	47002177	
	15 x 1/2	47000178	15 x 1/2	47002178	
	15 x 3/4	47000179	15 x 3/4	47002179	
	15 x 1	47000180	-	-	
	22 x 1/2	47000181	-	-	
	22 x 3/4	47000182	22 x 3/4	47002182	
	22 x 1	47000183	22 x 1	47002183	
	-	-	28 x 3/4	47002185	
	28 x 1	47000186	28 x 1	47002186	
	28 x 1 1/4	47000187	-	-	
	-	-	35 x 1	47002188	
	-	-	35 x 1.1/4	47002189	
	-	-	42 x 1.1/2	47002190	
	-	-	54 x 2	47002191	
	-	-	67 x 2.1/2	47002192	
	-	-	76 x 3	47002193	
	Also Available In Chrome				

302/S302 Male Straight Con. Cop x Parallel M Thread	302 Size (Brass)	Order Code	S302 Size (DZR)	Order Code
	-	-	6 x 1/8	47002069
	-	-	8 x 1/4	47002070
	-	-	8 x 3/8	47002071
	-	-	8 x 1/2	47002072
	-	-	10 x 1/4	47000073
	-	-	10 x 3/8	47002074
	-	-	10 x 1/2	47002075
	12 x 1/4	47000076	-	-
	12 x 3/8	47000077	12 x 3/8	47002077
	12 x 1/2	47000078	12 x 1/2	47002078
	15 x 1/4	47000080	-	-
	15 x 3/8	47000081	15 x 3/8	47002081
	15 x 1/2	47000082	15 x 1/2	47002082
	15 x 3/4	47000083	15 x 3/4	47002083
	22 x 1/2	47000084	22 x 1/2	47002084
	22 x 3/4	47000085	22 x 3/4	47002085
	22 x 1	47000086	22 x 1	47002086
	-	-	28 x 3/4	47002088
	28 x 1	47000089	28 x 1	47002089
	28 x 1 1/4	47000090	-	-
	-	-	35 x 1	47002091
	35 x 1 1/4	47000092	35 x 1.1/4	47002092
	42 x 1 1/2	47000093	42 x 1.1/2	47002093
	54 x 2	47000095	54 x 2	47002095
	-	-	67 x 2.1/2	47002096
	-	-	76 x 3	47002097
	-	-	108 x 4	47002098
	Also Available In Chrome			

303SF/S303SF Straight Tap Con Cop x Swivel F Thread	303SF Size (Brass)	Order Code	S303SF Size (DZR)	Order Code
	15x1/2	47000201	15x1/2	47002201
	-	-	15x3/4	47002202
	22x3/4	47000204	22x3/4	47002204
Also Available In Chrome				

302B : Ext Male Straight Con. Back Nut Copper x M T Size (Brass)	302B Size (Brass)	Order Code	Size (DZR)	Order Code
	15 x 1/2 x 22	47000113	-	-
	22 x 3/4 x 22	47000114	-	-
	28 x 1 x 22	47000115	-	-
	35 x 1 1/4 x 22	47000116	-	-
	42 x 1 1/2 x 22	47000117	-	-
	54 x 2 x 25	47000118	-	-
	-	-	67 x 2.1/2 x 80	47002130
-	-	76 x 3 x 80	47002131	
Also Available In Chrome				


303ST Female Straight Con Pillar Taps Parallel Cop x F T	303ST Size (Brass)	Order Code	Size (DZR)	Order Code
	15 x 1/2	47000206	-	-
	15 x 3/4	47000207	-	-
	22 x 3/4	47000208	-	-
Also Available In Chrome				

For more info on IBP Conex products visit: www.ibpconex.co.uk



321/S321 Tank Connector Copper	321 Size (Brass)	Order Code	S321 Size (DZR)	Order Code	
	15	47000220	15	47002220	
	22	47000221	22	47002221	
	28	47000222	28	47002222	
	35	47000223	-	-	
	-	-	-	42	47002224
	-	-	-	54	47002225


Also Available In Chrome

S401S Slow Bend Conex x Conex	Size (Brass)	Order Code	S401S Size (DZR)	Order Code
	-	-	15	47000290
	-	-	22	47000291
	-	-	28	47000292
	-	-	-	-

Also Available In Chrome

323/S323 : Stop End Conex	323 Size (Brass)	Order Code	S323 Size (DZR)	Order Code
	-	-	8	47000227
	-	-	10	47002228
	12	47000229	12	47002229
	15	47000230	15	47002230
	22	47000231	22	47002231
	28	47000232	28	47002232
	-	-	35	47002233
-	-	-	42	47002234
-	-	-	54	47002235


Also Available In Chrome

401V Elbow with Air Vent Copper x Copper	401V Size (Brass)	Order Code	Size (DZR)	Order Code
	15	47000286	-	-
	22	47000287	-	-
-	-	-	-	-
-	-	-	-	-

Also Available In Chrome

401/S401 Elbow Copper x Copper	401 Size (Brass)	Order Code	S401 Size (DZR)	Order Code
	-	-	6	47002248
	-	-	8	47002249
	-	-	10	47002250
	12	47000254	12	47002252
	15	47000255	15	47002255
	22	47000257	22	47002257
	28	47000260	28	47002260
	35	47000261	35	47002261
	42	47000262	42	47002262
	54	47000263	54	47002263
	-	-	67	47002265
	-	-	76	47002266
	-	-	108	47002267


Also Available In Chrome

402/S402 Male Elbow Copper x Parallel Male Thread	402 Size (Brass)	Order Code	S402 Size (DZR)	Order Code
	-	-	8 x 1/4	available on request
	-	-	8 x 3/8	47002301
	-	-	10 x 3/8	47002302
	-	-	10 x 1/2	47002303
	-	-	12 x 3/8	47002304
	-	-	12 x 1/2	47002305
	-	-	15 x 3/8	47002306
	15 x 1/2	47000307	15 x 1/2	47002307
	15 x 3/4	47000308	15 x 3/4	47002308
	-	-	22 x 1/2	47002309
	22 x 3/4	47000310	22 x 3/4	47002310
	22 x 1	47000311	22 x 1	47002311
	28 x 3/4	47000312	-	-
	28 x 1	47000313	28 x 1	47002313
-	-	35 x 1.1/4	47002314	
-	-	42 x 1.1/2	47002315	
-	-	54 x 2	47002316	

Also Available In Chrome

401/S401 Reduced Elbow Copper x Copper	401 Size (Brass)	Order Code	S401 Size (DZR)	Order Code
	-	-	12 x 10	47002251
	-	-	15 x 10	47002253
	15 x 12	47000254	-	-
	22 x 15	47000256	22 x 15	47002256
	-	-	28 x 15	47002258
	-	-	28 x 22	47002259
	-	-	-	-


Also Available In Chrome

402B Extended Male Elbow with Back Nut	402B Size (Brass)	Order Code	Size (DZR)	Order Code
	15 x 1/2 x 22	47000330	-	-
	22 x 3/4 x 22	47000331	-	-
-	-	-	-	-
-	-	-	-	-

Also Available In Chrome

401DA Elbow with Drain Tap Copper x Copper	401DA Size (Brass)	Order Code	Size (DZR)	Order Code
	15	47000275	-	-
	22	47000276	-	-
	28	47000277	-	-
-	-	-	-	-
-	-	-	-	-

Also Available In Chrome

402DA Male Elbow with Drain Tap	402DA Size (Brass)	Order Code	Size (DZR)	Order Code
	15 x 1/2	47000337	-	-
	22 x 3/4	47000338	-	-
-	-	-	-	-
-	-	-	-	-

Also Available In Chrome

401/O Obtuse Elbow Conex x Conex	401/O Size (Brass)	Order Code	Size (DZR)	Order Code
	15	47000283	-	-
	22	47000284	-	-
	28	47000285	-	-
-	-	-	-	-
-	-	-	-	-

Also Available In Chrome

402CB Extended Male Elbow with Back Nut	Size (Brass)	Order Code	Size (DZR)	Order Code
	15 x 1/2 x 38	47000340	-	-
	22 x 3/4 x 38	47000342	-	-
-	-	-	-	-
-	-	-	-	-

Also Available In Chrome


S402S Slow Male Bend Copper x Parallel M Thread	Size (Brass)	Order Code	S402S Size (DZR)	Order Code
	-	-	22 x 3/4	47002320
Also Available In Chrome				

402TA/S402TA Male Elbow Copper x Taper Male Thread	402TA Size (Brass)	Order Code	S402TA Size (DZR)	Order Code
	-	-	10 x 1/2	47002330
	12 x 3/8	47000359	-	-
	12 x 1/2	47000360	-	-
	15 x 3/8	47000361	-	-
	15 x 1/2	47000362	-	-
	15 x 3/4	47000363	-	-
	22 x 3/4	47000364	-	-
	22 x 1	47000365	-	-
	28 x 1	47000366	-	-
Also Available In Chrome				

403/S403 Female Elbow Copper x Parallel F Thread	403 Size (Brass)	Order Code	S403 Size (DZR)	Order Code
	-	-	8 x 1/4	47002381
	-	-	10 x 3/8	47002382
	-	-	10 x 1/2	47002383
	-	-	12 x 3/8	47002384
	12 x 1/2	47000385	12 x 1/2	47002385
	-	-	15 x 3/8	47002386
	15 x 1/2	47000387	15 x 1/2	47002387
	15 x 3/4	47000388	15 x 3/4	47002388
	22 x 1/2	47000389	22 x 1/2	47002389
	22 x 3/4	47000390	22 x 3/4	47002390
	22 x 1	47000391	-	-
	28 x 3/4	47000392	-	-
	28 x 1	47000393	28 x 1	47002393
	-	-	35 x 1.1/4	47002394
	42 x 1.1/2	47000395	42 x 1.1/2	47002395
	-	-	54 x 2	47002396
Also Available In Chrome				

S403SC Cylinder Elbow Copper x Female Thread	Size (Brass)	Order Code	S403SC Size (DZR)	Order Code
	-	-	22 x 1	47002400
Also Available In Chrome				


403SF/S403SF Bent Tap Con Copper x Swivel F Thread	403SF Size (Brass)	Order Code	S403SF Size (DZR)	Order Code
	15 x 1/2	47000412	15 x 1/2	47002412
	15 x 3/4	47000413	-	-
	22 x 1/2	47000414	-	-
	22 x 3/4	47000415	-	-
Also Available In Chrome				

403W/S403W F Wall Plate Elbow (2 Hole) Cop x Par F T	403W Size (Brass)	Order Code	S403W Size (DZR)	Order Code
	12 x 1/2	47000440	12 x 1/2	47002440
	15 x 1/2	47000441	15 x 1/2	47002441
Also Available In Chrome				

403WE Extend F Wall Plate Elbow (3 Hole) Copper x Par F T	403WE Size (Brass)	Order Code	Size (DZR)	Order Code
	15 x 1/2	47000442	-	-
Also Available In Chrome				

403WL/S403WL F Wall Plate Elbow (3 Hole) Cop x Par F T	403WL Size (Brass)	Order Code	S403WL Size (DZR)	Order Code
	-	-	10 x 1/2	47002419
	-	-	12 x 1/2	47002420
	15 x 1/2	47000421	15 x 1/2	47002421
	22 x 1/2	47000422	-	-
	-	-	22 x 3/4	47002423
Also Available In Chrome				

601EQ/S601EQ Tee – Equal Copper all Ends	601EQ Size (Brass)	Order Code	S601EQ Size (DZR)	Order Code
	-	-	6	47002454
	-	-	8	47002442
	-	-	10	47002443
	12	47000444	12	47002444
	15	47000445	15	47002445
	22	47000446	22	47002446
	28	47000447	28	47002447
	-	-	35	47002448
	-	-	42	47002449
	-	-	54	47002450
	-	-	67	47002452
	-	-	76	47002453
Also Available In Chrome				

601RB/S601RB Tee – Red Branch Copper All Ends	601RB Size (Brass)	Order Code	S601RB Size (DZR)	Order Code
	-	-	12 x 12 x 10	47002460
	-	-	15 x 15 x 10	47002464
	-	-	15 x 15 x 12	47002465
	-	-	22 x 22 x 12	47002472
	22 x 22 x 15	47000473	22 x 22 x 15	47002473
	28 x 28 x 15	47000481	28 x 28 x 15	47002481
	28 x 28 x 22	47000482	28 x 28 x 22	47002482
	-	-	35 x 35 x 15	47002486
	-	-	35 x 35 x 22	47002487
	-	-	35 x 35 x 28	47002488
	-	-	42 x 42 x 15	47002489
	-	-	42 x 42 x 22	47002490
	-	-	42 x 42 x 28	47002491
	-	-	42 x 42 x 35	47002492
	54 x 54 x 15	47000493	-	-
	54 x 54 x 22	47000494	-	-
	54 x 54 x 28	47000495	54 x 54 x 28	47002495
	-	-	54 x 54 x 35	47002497
	-	-	54 x 54 x 42	47002498
	-	-	67 x 67 x 28	47002499
	-	-	67 x 67 x 54	47002505
	-	-	76 x 76 x 28	47002510
	-	-	76 x 76 x 54	47002520
Also Available In Chrome				


601RE/S601RE Tee - Red End Copper All Ends	601RE Size (Brass)	Order Code	S601RE Size (DZR)	Order Code
	-	-	15 x 12 x 15	47002463
	22 x 15 x 22	47000470	22 x 15 x 22	47002470
	28 x 15 x 28	47000477	-	-
	-	-	28 x 22 x 28	47002480
Also Available In Chrome				

601REB/S601REB Tee – Red End and Branch Cop All Ends	601REB Size (Brass)	Order Code	S601REB Size (DZR)	Order Code
	-	-	15 x 12 x 12	47002462
	22 x 15 x 15	47000469	22 x 15 x 15	47002469
	28 x 15 x 15	47000475	-	-
	-	-	28 x 22 x 15	47002478
	-	-	28 x 22 x 22	47002479
Also Available In Chrome				



601REE/S601REE Tee – Red Both Ends Copper All Ends	601REE Size (Brass)	Order Code	S601REE Size (DZR)	Order Code
	-	-	12 x 12 x 15	47002461
	15 x 15 x 22	47000466	15 x 15 x 22	47002466
	-	-	22 x 22 x 28	47002474


Also Available In Chrome

684/S684 Tee Female End Cop x Parallel F T x Cop	684 Size (Brass)	Order Code	S684 Size (DZR)	Order Code
	-	-	15 x 1/2 x 15	47002580
	22 x 1/2 x 22	47000581	-	-
	22 x 3/4 x 22	47000582	-	-


Also Available In Chrome

S601C Corner Tee Copper All Ends	Size (Brass)	Order Code	S601C Size (DZR)	Order Code
	-	-	15	47002521
	-	-	22	47002526
	-	-	-	-

Also Available In Chrome

901 Cross Equal Conex all Ends	901 Size (Brass)	Order Code	Size (DZR)	Order Code
	15	47000590	-	-
	22	47000594	-	-
	-	-	-	-


Also Available In Chrome

S615 Tee with Male Branch Cop x Cop x Par M Thread	Size (Brass)	Order Code	S615 Size (DZR)	Order Code
	-	-	15 x 15 x 1/2	47002524
	-	-	22 x 22 x 1/2	47002555
	-	-	22 x 22 x 3/4	47002527

Also Available In Chrome

S61 Blanking Piece	Size (Brass)	Order Code	S61 Size (DZR)	Order Code
	-	-	12	47002597
	-	-	15	47002598
	-	-	22	47002632

Also Available In Chrome

617/S617 Tee with Female Branch Cop x Cop x Par F T	617 Size (Brass)	Order Code	S617 Size (DZR)	Order Code
	-	-	12 x 12 x 3/8	47000542
	-	-	12 x 12 x 1/2	47002543
	15 x 15 x 1/4	47000544	-	-
	15 x 15 x 1/2	47000546	15 x 15 x 1/2	47002546
	15 x 15 x 3/4	47000547	-	-
	22 x 22 x 1/2	47000550	22 x 22 x 1/2	47002550
	-	-	22 x 22 x 3/4	47002551
	22 x 22 x 1	47000552	-	-
	-	-	28 x 28 x 1/2	47002557
	28 x 28 x 3/4	47000556	-	-

Also Available In Chrome

63 Capnut	63 Size (Brass)	Order Code	Size (DZR)	Order Code
	6	47000600	-	-
	8	47000601	-	-
	10	47000602	-	-
	12	47000603	-	-
	15	47000604	-	-
	22	47000605	-	-
	28	47000606	-	-
	35	47000607	-	-
	42	47000608	-	-
	54	47000609	-	-
	67	47000610	-	-
	76	47000611	-	-
	108	47000612	-	-


Also Available In Chrome

S617W Wall Plate Tee F T Branch Cop x Cop x Par F T	Size (Brass)	Order Code	S617W Size (DZR)	Order Code
	-	-	15 x 15 x 1/2	47002565
	-	-	22 x 22 x 1/2	47002596


Also Available In Chrome

63B Blank Cap Supplied with Rubber Washer	63B Size (Brass)	Order Code	Size (DZR)	Order Code
	6	47000620	-	-
	8	47000621	-	-
	10	47000622	-	-
	12	47000623	-	-
	15	47000624	-	-
	22	47000625	-	-
	28	47000626	-	-
	35	47000627	-	-
	42	47000628	-	-
	54	47000629	-	-


Also Available In Chrome

631/S631 Tee Male End Conex x Par M T x Conex	631 Size (Brass)	Order Code	S631 Size (DZR)	Order Code
	-	-	15 x 1/2 x 15	47002574
	-	-	22 x 3/4 x 22	47002576
	22 x 1 x 22	47000577	-	-


Also Available In Chrome

63TV Terminal Air Vent Capillary Ended	63TV Size (Brass)	Order Code	Size (DZR)	Order Code
	15	47000640	-	-
	-	-	-	-
	-	-	-	-

Also Available In Chrome

645 Tee Female Branch Cop x Cop x Par Female Thread	645 Size (Brass)	Order Code	Size (DZR)	Order Code
	1/2 x 1/2 x 15	47000579	-	-
	-	-	-	-
	-	-	-	-


Also Available In Chrome

63V Air Vent Compression End	63V Size (Brass)	Order Code	Size (DZR)	Order Code
	15	47000630	-	-

Also Available In Chrome

65 Compression Ring	Size (Brass)	Order Code	65 Size (DZR)	Order Code
	-	-	6	47002640
	-	-	8	47002642
	-	-	10	47002642
	-	-	12	47002643
	-	-	15	47002644
	-	-	22	47002645
	-	-	28	47002646
	-	-	35	47002647
	-	-	42	47002648
	-	-	54	47002649
	-	-	67	47002650
	-	-	76	47002652
	-	-	108	47002652
-	-	3/4	47002653	
-	-	1	47002656	
-	-	1 1/4	47002654	
-	-	3	47002658	

Also Available In Chrome

66 (8531) Running Nipple Parallel Male Thread	66 Size (Brass)	Order Code	Size (DZR)	Order Code
	1/4	04506450	-	-
	3/8	04506455	-	-
	1/2	04506460	-	-
	3/4	04506465	-	-

Also Available In Chrome

63TV (8241) Reduced Bush Par M T x Par F T	63TV Size (Brass)	Order Code	Size (DZR)	Order Code
	3/8 x 1/4	04506120	-	-
	1/2 x 1/4	04506125	-	-
	1/2 x 3/8	04506130	-	-
	3/4 x 1/4	04506135	-	-
	3/4 x 3/8	04506140	-	-
	3/4 x 1/2	04506145	-	-
	1 x 3/8	04506150	-	-
	1 x 1/2	04506155	-	-
	1 x 3/4	04506160	-	-
	1 1/4 x 1/2	04506165	-	-
	1 1/4 x 3/4	04506170	-	-
	1 1/4 x 1	04506175	-	-
	1 1/2 x 1/2	04506180	-	-
	1 1/2 x 3/4	04506200	-	-
	1 1/2 x 1	04506205	-	-
	1 1/2 x 1 1/4	04506210	-	-
	2 x 1	04506215	-	-


Also Available In Chrome

68S Internal Reducer Single Piece	Size (Brass)	Order Code	68S Size (DZR)	Order Code
	-	-	8 x 6	47000659

Also Available In Chrome

68 Internal Reducer Three Piece	Size (Brass)	Order Code	68 Size (DZR)	Order Code
	-	-	10 x 8	47000660
	-	-	12 x 8	47000661
	-	-	12 x 10	47000662
	-	-	15 x 8	47000663
	-	-	15 x 10	47000664
	-	-	15 x 12	47000665
	-	-	22 x 12	47000666
	-	-	22 x 15	47000667
	-	-	28 x 12	47000668
	-	-	28 x 15	47000669
	-	-	28 x 22	47000670
	-	-	35 x 15	47000671
	-	-	35 x 22	47000672
	-	-	35 x 28	47000673
	-	-	42 x 15	47000674
	-	-	42 x 22	47000675
	-	-	42 x 28	47000676
	-	-	42 x 35	47000677
-	-	54 x 15	47000678	
-	-	54 x 22	47000679	
-	-	54 x 28	47000680	
-	-	54 x 35	47000681	
-	-	54 x 42	47000682	
-	-	67 x 54	47000687	
-	-	76 x 67	47000686	

Also Available In Chrome

68E External Reducer	68E Size (Brass)	Order Code	Size (DZR)	Order Code
	76 x 42	47002690	-	-
	76 x 54	47002755	-	-


Also Available In Chrome

68S Adaptor Metric/Imperial	Size (Brass)	Order Code	68S Size (DZR)	Order Code
	-	-	4 x 108	47002760

Also Available In Chrome

68SP Internal Reducer Single Piece	Size (Brass)	Order Code	68SP Size (DZR)	Order Code
	-	-	10 x 8	47002780
	-	-	12 x 8	47002781
	-	-	12 x 10	47002782
	-	-	15 x 8	47002783
	-	-	15 x 10	47002784
	-	-	15 x 12	47002785
	-	-	18 x 12	47002786
	-	-	18 x 15	47002787
	-	-	22 x 12	47002788
	-	-	22 x 15	47002789
	-	-	22 x 18	47002790
	-	-	28 x 15	47002791
	-	-	28 x 18	47002792
	-	-	28 x 22	47002793
	-	-	35 x 22	47002794
	-	-	35 x 28	47002795

Also Available In Chrome

72 Adapter Par Male Thread x Par Female Thread	72 Size (Brass)	Order Code	Size (DZR)	Order Code
	1/2	47000688	-	-
	3/4	47000689	-	-

Also Available In Chrome



73 (8270) Coupling Par Female Thread x Par F T	73 Size (Brass)	Order Code	Size (DZR)	Order Code
	1/4	04506240	-	-
	3/8	04506245	-	-
	1/2	04506250	-	-
	3/4	04506255	-	-
	1	04506260	-	-
	1 1/4	04506265	-	-
	1 1/2	04506270	-	-
	2	04506275	-	-


Also Available In Chrome

74 Adaptor Tap Extension Par M T x Par F T	74 Size (Brass)	Order Code	Size (DZR)	Order Code
	3/4	47000708	-	-


Also Available In Chrome


C77 Backnut Female Thread	C77 Size (Brass)	Order Code	Size (DZR)	Order Code
	22	47000721	-	-
	35	47000723	-	-
	54	47000725	-	-


Also Available In Chrome


78 (8595) Flanged Plug Male Thread	78 Size (Brass)	Order Code	Size (DZR)	Order Code
	1/4	04506480	-	-
	3/8	04506485	-	-
	1/2	04506490	-	-
	3/4	04506495	-	-
	1	04506500	-	-
	1 1/4	04506505	-	-
	1 1/2	04506510	-	-
	2	04506515	-	-

Also Available In Chrome

85 Capnut Spanner Zinc Plated	85 Size (Brass)	Order Code	Size (DZR)	Order Code
	22 x 15	47000726	-	-

85R 'C' Capnut Spanner Zinc Plated	85R Size (Brass)	Order Code	Size (DZR)	Order Code
	22 x 15	47000735	-	-

96 Brass Washer	96 Size (Brass)	Order Code	Size (DZR)	Order Code
	1/2	47000727	-	-
	3/4	47000728	-	-
	1	47000729	-	-

97 Sealing Washer	97 Size (Brass)	Order Code	Size (DZR)	Order Code
	1/2	47000743	-	-
	3/4	47000744	-	-

98 Rubber Washer (For Blank Capnuts)	98 Size (Brass)	Order Code	Size (DZR)	Order Code
	15	47000745	-	-
	22	47000746	-	-
	28	47000747	-	-
	35	47000748	-	-
	42	47000749	-	-
	54	47000750	-	-


COPPER TUBULAR TRAPS

P211 Deep Seal P Swivel Female Thread x Copper	Size	Order Code
	1 1/4 x 35	47500100
	1 1/2 x 42	47500101
	2 x 54	47500102


Also Available In Chrome

S211 Deep Seal S Swivel Female Thread x Copper	Size	Order Code
	1 x 28	
	1 1/4 x 35	47500110
	1 1/2 x 42	47500111
	2 x 54	47500112


Also Available In Chrome

P212 Inlet P – 255mm (10" Long) Swivel Female Thread x Copper	Size	Order Code
	1 1/2 x 42	47500121

Also Available In Chrome


P314 Running P Copper x Copper	Size	Order Code
	1 1/4 x 35	47500160
	1 1/2 x 42	47500161
	2 x 54	47500162

Also Available In Chrome

S314 Running S Copper x Copper	Size	Order Code
	1 1/4 x 35	47500171
	1 1/2 x 42	47500172
	2 x 54	47500173

Also Available In Chrome


BOTTLE TRAPS

16030 Chrome Plated Brass with Adjustable Inlet Swivel Female Thread x Copper	Size	Order Code
	1 1/4 x 35	47500190
	1 1/2 x 42	47500191

TRAPS - WASTE FITTINGS

W301 Straight Coupler Copper x Copper	Size	Order Code
	35	47500300
	42	47500301
	54	47500302

Also Available In Chrome

W302 Male Straight Connector Copper x Parallel Male Thread	Size	Order Code
	35 x 1 1/4	47500310
	42 x 1 1/2	47500311
	54 x 2	47500312

Also Available In Chrome



W303 : Female Straight Connector Copper x Parallel Female Thread	Size	Order Code
	35 x 1 1/4	47500320
	42 x 1 1/2	47500321
	54 x 2	47500322

Also Available In Chrome

W401F Elbow – Fabricated Copper x Copper	Size	Order Code
	35	47500330
	42	47500331
	54	47500332

Also Available In Chrome

W401FT Elbow with Cleaning Eye – Fabricated Copper x Copper	Size	Order Code
	35	47500340
	42	47500341
	54	47500342

Also Available In Chrome

W401/OF Obtuse Elbow – Fabricated Copper x Copper	Size	Order Code
	35	47500345
	42	47500346
	54	47500347

Also Available In Chrome

W403SF Swivel Elbow - Fabricated Copper x Swivel Female Thread	Size	Order Code
	35 x 1 1/4	47500350
	42 x 1 1/2	47500351

Also Available In Chrome

W60TS Sweep Tee Copper All Ends	Size	Order Code
	35	47500360
	42 x 42 x 35	47500363
	42	47500364
	54 x 54 x 35	47500366
	54 x 54 x 42	47500367
	54	47500368

Also Available In Chrome

TRAPS - ACCESSORIES

Size	Order Code
Capnut	
35	47000607
42	47000608
54	47000609
Also Available In Chrome	
Blank Capnut	
35	47000627
42	47000628
54	47000629
Also Available In Chrome	

STOP VALVES TO EN1213 (BS1010-2)

701/S701 Stop Valve - Crutch Head Conex x Conex	701 Size (Brass)	Order Code	S701 Size (DZR)	Order Code
	15	48000001	15	48002001
	22	48000002	22	48002002
	28	48000003	28	48002003
	35	48000004	-	-
	42	48000005	-	-

DRAINING TAPS

S742 DZR Draining Tap To BS2879-2 1980 Par M T	Size (Brass)	Order Code	S742 Size (DZR)	Order Code
	-	-	1/2	48002050

S746 DZR Draining Tap (Bushed) Copper x Copper	Size (Brass)	Order Code	S746 Size (DZR)	Order Code
	-	-	1/2	48002055

Size (Brass)	Order Code
Lockshield Key for Gate Valves	
15-22	48000086
42500KY Lockshield Key for Gate Valves	
15-22	48000086

FULLWAY GATE VALVES TO BS5154/B

1001/1001LK Brass Gate Valve (PN16) Cop x Cop	1001 D Wheelhead	Order Code	1001LK D Lockshield	Order Code
	15	48000090	15	48000080
	22	48000091	22	48000081
	28	48000092	28	48000082
	35	48000093	35	48000083
	42	48000094	42	48000084
	54	48000095	54	48000085

1101/100 DZR Gate Valve Copper x Copper	1101 D Wheelhead	Order Code	Lockshield	Order Code
	67	48002100	-	-
	76	48002101	-	-

SERVICING VALVES TO BS6675

720NP Straight Servicing Valve Copper x Copper	Size (Brass Nickel Pltd)	Order Code
	15 x 10	48000299
	15	48000300
	22	48000301

721NP Servicing Valve Elbow Copper x Swivel Female Thread	Size (Brass Nickel Pltd)	Order Code
	15 x 1/2	48000302

722NP Straight Servicing Valve Copper x Swivel Female Thread	Size (Brass Nickel Pltd)	Order Code
	15 x 1/2	48000303
	22 x 3/4	48000304

PLUG TAPS

1501 Plug Tap Copper x Copper	Size	Order Code
	15	48000050
	22	48000051



Ashworth

About Ashworth

As leading distributors to the mechanical services and process industries markets, we distribute market leading products from a network of strategically located branches serving all the major conurbations and surrounding territories.



Ashworth continually adapts to changing market conditions and prides itself on developing innovative, problem solving products and services to meet our customers' needs, as well as continuing to supply many proven products in our traditional pipeline, valves and fittings portfolio.



Today we are recognised as experts in the distribution of pipeline products, associated fittings and valves in steel, copper and plastic in all the sectors of our markets.



As part of internationally renowned Saint-Gobain Building Distribution we have the backing of a global company. Furthermore, we can draw upon many major sister brands in helping our customers source what they need for the job.

Our Core Values

To ensure Ashworth's standards of customer service always reach the highest possible levels, we work to four core values:

- **Personalised service.**
Treating each customer as an individual
- **Knowledgeable people.**
Always ready to offer specialist advice
- **Trustworthiness.**
To show honesty and communicate openly
- **Efficiency.**
To deliver on time and in full

Our Service

We pride ourselves in supplying an unrivalled range of products and services from recognised market leading manufacturers. These products are stocked in depth at all our sites which are also linked via a sophisticated IT network to facilitate the sourcing of additional products in rapid time, thus improving on site deliveries.

We service the UK from our network of strategically placed branches, all of which employ teams of knowledgeable staff equipped to answer our customers' enquiries. They are all trained to problem solve received enquiries, whether that be sourcing a new range of products or simply providing service on our stocked product ranges.

We strive to be at the forefront of innovations and will introduce new product ranges and services on a regular basis, thus providing our customers with the opportunity to differentiate their own service to their clients.

Our Quality

No-one understands better than Ashworth that there is no margin for error in the types of products and systems that we supply. That's one of the reasons why we've been in the business for over 100 years.

We simply will not stock anything that isn't proven to be reliable and efficient. We ensure that all of our products, from the largest diameter of pipe to the smallest components, are of the same exceptional quality.

So you can rest assured that they, and for that matter we, won't let you down.



Ashworth

SUPPLYING MECHANICAL SERVICES
AND PROCESS CONTRACTORS



JEWSON



SAINT-GOBAIN
Building Distribution



CURZON



Gardner & Theobald



HERON



FRAZER



Graham



MINSTER



PDM



HERON

GENERAL INFORMATION


Kuterlite compression products have been designed for use with a variety of materials including light gauge plain and chrome plated copper tube, stainless steel and carbon steel tube, PEX, PB and two ranges specifically for polyethylene pipe. In addition to standard line fittings, the range includes an extensive selection of valves and accessories.

The principle of the Kuterlite joint

The Kuterlite joint consists of a body with a built in stop for receiving the tube, a compression ring the same size as the tube's outside diameter, and a compression nut. To make the joint, the tube and fitting are assembled, and the compression nut tightened with a spanner. This quick and simple action compresses the compression ring onto the tube, creating a sound mechanical joint.

Advantages of Kuterlite

- The installer joins the tube by mechanical means. This heat-free system means no hot works permits are required, and joints can be made where it would otherwise be dangerous to use a naked flame.
- Kuterlite joints can be taken apart and remade without adversely affecting their performance.
- Manufactured from duplex brass, dezincification resistant alloy (DZR) or gunmetal, the Kuterlite range offers choice and versatility.
- Many Kuterlite items are available with a chrome plated finish for functionality and maximum aesthetic appeal.
- Users of Kuterlite fittings can be confident that they are purchasing an established product with a proven reputation for reliability and quality which spans fifty years.



COMPRESSION FITTINGS K600

K604 Heater Tee Par F T x Par M T x Copper Branch	K604 Size (Brass)	Order Code	Size (DZR)	Order Code
	15	57000000	-	-

K609 Straight Coupling Compr x Capillary Solder Ring	K609 Size (Brass)	Order Code	Size (DZR)	Order Code
	8 x 15	57000042	-	-
	10 x 15	57000043	-	-

K610/K910 : Straight Coupling Copper x Copper	K610 Size (Brass)	Order Code	K910 Size (DZR)	Order Code
	6	57000001	-	-
	8	57000002	-	-
	10	57000003	10	57003009
	12	57000004	12	57003010
	15	57000005	15	57003011
	22	57000006	22	57003012
	28	57000007	28	57003013
	-	-	35	57003014
	-	-	42	57003015
	-	-	54	57003016
	8 x 6	57000009	-	-
	10 x 8	57000010	-	-
	-	-	12 x 8	57002994
	-	-	12 x 10	57002995
	-	-	15 x 8	57002996
	-	-	15 x 10	57002997
	-	-	15 x 12	57002998
	22 x 15	57000011	22 x 15	57002999
28 x 15	57000012	-	-	
28 x 22	57000013	28 x 22	57003000	
-	-	67	57003020	
-	-	76	57003021	
-	-	108	57003022	

K610AC Air Release Coupling Copper x Copper	K610AC Size (Brass)	Order Code	Size (DZR)	Order Code
	15	57000020	-	-
	22	57000021	-	-

K610BP Burst Repair Coupling Copper x copper	K610BP Size (Brass)	Order Code	Size (DZR)	Order Code
	15 x 15 x 80	57000015	-	-

K610IM/K910IM Adaptor Coupling Imperial x Metric	K610IM Size (Brass)	Order Code	K910IM Size (DZR)	Order Code
	3/4 x 22	57000019	3/4 x 22	57003025
	-	-	3 x 76	57003026
	-	-	4 x 108	57003027



K611/K911 Male Coupling Copper x BSP Taper M T	K611 Size (Brass)	Order Code	K911 Size (DZR)	Order Code
	6 x 1/8	5700022	-	-
	6 x 1/4	5700023	-	-
	8 x 1/8	5700024	-	-
	8 x 1/4	5700025	-	-
	10 x 1/4	5700026	-	-
	10 x 3/8	5700027	-	-
	10 x 1/2	5700028	-	-
	-	-	12 x 1/4	57003039
	-	-	12 x 3/8	57003040
	-	-	12 x 1/2	57003041
15 x 1/4	5700032	15 x 1/4	57003042	
-	-	15 x 3/8	57003043	
15 x 1/2	5700034	15 x 1/2	57003044	
15 x 3/4	5700035	15 x 3/4	57003045	
-	-	22 x 1/2	57003046	
22 x 3/4	5700036	22 x 3/4	57003047	
22 x 1	5700037	22 x 1	57003048	
-	-	28 x 3/4	57003049	
28 x 1	5700038	28 x 1	57003050	
-	-	28 x 1 1/4	57003051	
-	-	35 x 1	57003052	
-	-	35 x 1 1/4	57003053	
-	-	42 x 1 1/2	57003054	
-	-	54 x 2	57003055	
-	-	67 x 2 1/2	57003056	
-	-	76 x 3	57003057	
-	-	108 x 4	57003058	

K612/K912 Female Coupling Cop x BSP Para F T	K612 Size (Brass)	Order Code	K912 Size (DZR)	Order Code
	8 x 1/4	5700058	-	-
	10 x 3/8	5700059	-	-
	10 x 1/2	5700060	-	-
	-	-	12 x 3/8	57003090
	-	-	12 x 1/2	57003091
	-	-	15 x 3/8	57003092
	15 x 1/2	5700061	15 x 1/2	57003093
	-	-	15 x 3/4	57003094
	-	-	22 x 1/2	57003095
	22 x 3/4	5700063	22 x 3/4	57003096
22 x 1	5700064	22 x 1	57003097	
28 x 3/4	5700065	28 x 3/4	57003098	
28 x 1	5700066	28 x 1	57003099	
-	-	35 x 1 1/4	57003100	
-	-	42 x 1 1/2	57003101	
-	-	54 x 2	57003102	
-	-	67 x 2 1/2	57003103	
-	-	76 x 3	57003104	

K612ST Female Tap Coupl Cop x BSP Para F Coupling	K612ST Size (Brass)	Order Code	Size (DZR)	Order Code
	15 x 1/2	5700070	-	-
	15 x 3/4	5700071	-	-
	22 x 3/4	5700072	-	-

K611P/K911P Male Coupling Copper x BSP Para M T	K611P Size (Brass)	Order Code	K911P Size (DZR)	Order Code
	8 x 1/4	5700047	-	-
	10 x 3/8	5700048	-	-
	12 x 3/8	5700049	-	-
	15 x 1/2	5700050	15 x 1/2	57003060
	-	-	15 x 3/4	57003059
	22 x 3/4	5700051	22 x 3/4	57003061
	-	-	22 x 1	57003062
	28 x 1	5700053	28 x 1	57003063
	-	-	35 x 1 1/4	57003064
	-	-	42 x 1 1/2	57003065
-	-	54 x 2	57003066	

K612TN Cylinder Con Cop x Union Nut BS1010	K612TN Size (Brass)	Order Code	Size (DZR)	Order Code
	22 x 1	5700080	-	-

K611LB/K911LB Long Tank Coupling Cop x BSP Para M T	K611LB Size (Brass)	Order Code	K911LB Size (DZR)	Order Code
	15 x 1/2	5700054	-	-
	22 x 3/4	5700055	22 x 3/4	57003070
	-	-	28 x 1	57003071

K614 Bent Radiator Union Copper x BSP Taper M T	K614 Size (Brass)	Order Code	Size (DZR)	Order Code
	8 x 1/2	5700083	-	-
	10 x 1/2	5700084	-	-
	15 x 1/2	5700085	-	-

K611LBPC Long Tank Coupling As Above, With Brass Washers	K611LBPC Size (Brass)	Order Code	Size (DZR)	Order Code
	22 x 3/4	5700057	-	-

K614CP Bent Radiator Con Cop x BSP Taper M T	K614CP Size (Brass)	Order Code	Size (DZR)	Order Code
	10 x 1/2	5700087	-	-

K911TC Tank Coupling Cop x BSP Para M T	Size (Brass)	Order Code	K911TC Size (DZR)	Order Code
	-	-	15 x 1/2	57003075
	-	-	22 x 3/4	57003076
	-	-	22 x 1	57003077
	-	-	28 x 1	57003078
	-	-	35 x 1 1/4	57003079
	-	-	42 x 1 1/2	57003080
	-	-	54 x 2	57003081
	-	-	67 x 2 1/2	57003082
	-	-	76 x 3	57003083

K615/K915 Elbow Copper x Copper	K615 Size (Brass)	Order Code	K915 Size (DZR)	Order Code
	6	5700089	-	-
	8	5700090	-	-
	10	5700091	-	-
	12	5700092	12	57003125
	15	5700093	15	57003126
	22	5700094	22	57003127
	28	5700095	28	57003128
	-	-	35	57003129
	-	-	42	57003130
	-	-	54	57003131
	15 x 10	5700098	-	-
	15 x 12	5700099	-	-
	22 x 15	5700097	-	-
	28 x 22	5700104	-	-
	-	-	67	57003132
-	-	76	57003133	
-	-	108	57003134	

COMPRESSION



YORKSHIRE KUTERLITE

K615AC Air Release Elbow Copper x Copper	K615AC Size (Brass)	Order Code	Size (DZR)	Order Code
	15	57000110	-	-
	22	57000111	-	-

K617W/K917W Backplate Elbow Cop x BSP Para F T	K617W Size (Brass)	Order Code	K917W Size (DZR)	Order Code
	15 x 1/2	57000160	15 x 1/2	57003190
	15 x 3/4	57000156	-	-
	22 x 1/2	57000157	-	-
	22 x 3/4	57000155	22 x 3/4	57003192

K615S Slow Bend Copper x Copper	K615S Size (Brass)	Order Code	Size (DZR)	Order Code
	15	57000112	-	-
	22	57000113	-	-
	28	57000114	-	-

K617TN Bent Cylinder Con Copper x Union Nut	K617TN Size (Brass)	Order Code	Size (DZR)	Order Code
	22 x 1	57000163	-	-

K616/K916 Male Elbow Copper x BSP Taper M T	K616 Size (Brass)	Order Code	K916 Size (DZR)	Order Code
	-	-	12 x 3/8	57003140
	-	-	12 x 1/2	57003141
	-	-	15 x 3/8	57003142
	15 x 1/2	57000116	15 x 1/2	57003143
	15 x 3/4	57000117	-	-
	-	-	22 x 1/2	57003144
	-	-	22 x 3/4	57003145
	22 x 1	57000119	22 x 1	57003146
	28 x 1	57000120	28 x 1	57003147
	-	-	35 x 1 1/4	57003148
		42 x 1 1/2	57003149	
		54 x 2	57003150	
		67 x 2 1/2	57003151	

K618/K918 Equal Tee All ends for Copper	K618 Size (Brass)	Order Code	K918 Size (DZR)	Order Code
	6	57000164	-	-
	8	57000165	-	-
	10	57000166	-	-
	-	-	12	57003200
	15	57000167	15	57003201
	22	57000168	22	57003202
	28	57000169	28	57003203
	35	57000170	35	57003204
	42	57000171	42	57003205
	54	57000172	54	57003206
	67	57000173	67	57003232
	76	57000174	76	57003233
	108	57000175	108	57003234

K616P/K916P Male Elbow Copper x BSP Para M T	K616P Size (Brass)	Order Code	K916P Size (DZR)	Order Code
	15 x 1/2	57000140	15 x 1/2	57003160
	22 x 3/4	57000141	22 x 3/4	57003161
	22 x 1	57000142	22 x 1	57003162
	28 x 1	57000143	28 x 1	57003163
	-	-	35 x 1 1/4	57003164

K618B/K918B Tee, Red Branch All Ends For Copper	K618B Size (Brass)	Order Code	K918B Size (DZR)	Order Code
	15 x 15 x 12	57000180	15 x 15 x 12	57003207
	22 x 22 x 12	57000182	-	-
	22 x 22 x 15	57000190	22 x 22 x 15	57003208
	-	-	28 x 28 x 15	57003209
	-	-	35 x 35 x 15	57003211
	-	-	35 x 35 x 22	57003212
	-	-	35 x 35 x 28	57003213
	-	-	42 x 42 x 22	57003214
	-	-	42 x 42 x 28	57003215
	-	-	54 x 54 x 28	57003216
	-	-	67 x 67 x 28	57003242
	-	-	67 x 67 x 35	57003243
	-	-	67 x 67 x 42	57003244
	-	-	67 x 67 x 54	57003245
	-	-	76 x 76 x 28	57003246
	-	-	76 x 76 x 54	57003247

K616LB/K916LB Long Male Elbow Cop x BSP Para M T	K616LB Size (Brass)	Order Code	K916LB Size (DZR)	Order Code
	15 x 1/2	57000144	-	-
	22 x 3/4	57000145	22 x 3/4	57003170

K617/K917 Female Elbow Copper x BSP Para F T	K617 Size (Brass)	Order Code	K917 Size (DZR)	Order Code
	-	-	12 x 3/8	57003175
	15 x 1/2	57000146	15 x 1/2	57003176
	-	-	15 x 3/4	57003177
	22 x 3/4	57000147	22 x 3/4	57003178
	22 x 1	57000148	22 x 1	57003179
	28 x 1	57000149	28 x 1	57003180
	-	-	35 x 1 1/4	57003181
		42 x 1 1/2	57003182	

K618E/K918E Tee, One End Reduced All Ends For Copper	K618E Size (Brass)	Order Code	K918E Size (DZR)	Order Code
	-	-	15 x 12 x 15	57003227
	22 x 15 x 22	57000195	22 x 15 x 22	57003217
	-	-	28 x 15 x 28	57003218
	-	-	28 x 22 x 28	57003219

K618EB/K918EB Tee, One End And Branch Reduced	K618EB Size (Brass)	Order Code	K918EB Size (DZR)	Order Code
	-	-	15 x 12 x 12	57003225
	-	-	22 x 15 x 12	57003226
	22 x 15 x 15	57000200	22 x 15 x 15	57003220
	28 x 15 x 15	57000201	-	-
	-	-	28 x 22 x 22	57003223

For more information on Yorkshire
Fittings Kuterlite call


0800 783 7680




K918EE Tee, Both Ends Reduced	Size (Brass)	Order Code	K918EE Size (DZR)	Order Code
	-	-	12 x 12 x 15	57003228
	-	-	15 x 15 x 18	57003229
	-	-	15 x 15 x 22	57003230
	-	-	22 x 22 x 28	57003231

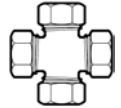
K630W Backplate Tee Copper x Copper x BSP	K630W Size (Brass)	Order Code	Size (DZR)	Order Code
	15 x 15 x 1/2	57000220	-	-
	-	-	-	-
	-	-	-	-
	-	-	-	-

K920 Male End Tee Cop x BSP Par M T x Cop	Size (Brass)	Order Code	K920 Size (DZR)	Order Code
	-	-	15 x 1/2 x 15	57003235
	-	-	22 x 3/4 x 22	57003236
-	-	-	-	-
-	-	-	-	-

K631 Offset Tee All Ends For Copper	K631 Size (Brass)	Order Code	Size (DZR)	Order Code
	15 x 15 x 15	57000221	-	-
	22 x 22 x 15	57000222	-	-
-	-	-	-	-
-	-	-	-	-

K920H Male Branch Tee Cop x Cop x BSP Taper M B	Size (Brass)	Order Code	K920H Size (DZR)	Order Code
	-	-	15 x 15 x 1/2	57003240
	-	-	-	-
	-	-	-	-
	-	-	-	-


K635AC Air Release Valve Suitable For Kuterlite 600	K635AC Size (Brass)	Order Code	Size (DZR)	Order Code
	15	57000215	-	-
	-	-	-	-
	-	-	-	-
	-	-	-	-


K623/K923 Cross Copper Ends	K623 Size (Brass)	Order Code	K923 Size (DZR)	Order Code
	-	-	15 x 15 x 15 x 15	57003248
	15 x 22 x 15 x 15	57000202	-	-
	15 x 22 x 15 x 22	57000203	-	-
	22 x 22 x 22 x 22	57000204	-	-

K640/K940 Male Adaptor	K640 Size (Brass)	Order Code	K940 Size (DZR)	Order Code
	15 x 1/2	57000223	-	-
	-	-	22 x 1/2	57003290
	-	-	22 x 3/4	57003291
	-	-	-	-


K626/K926 Straight Swivel Tap Connect Cop x Union Nut	K626 Size (Brass)	Order Code	K926 Size (DZR)	Order Code
	15 x 1/2	57000205	15 x 1/2	57003250
	15 x 3/4	57000206	15 x 3/4	57003251
	22 x 1/2	57000207	-	-
	22 x 3/4	57000208	22 x 3/4	57003253
	-	-	-	-

K641/K941 Female Adaptor	K641 Size (Brass)	Order Code	K941 Size (DZR)	Order Code
	-	-	12 x 3/8	57003296
	-	-	15 x 1/2	57003300
	-	-	22 x 1/2	57003301
	-	-	22 x 3/4	57003302
	-	-	28 x 1	57003303

K627/K927 Bent Swivel Tap Connect Cop x Union Nut	K627 Size (Brass)	Order Code	K927 Size (DZR)	Order Code
	15 x 1/2	57000209	15 x 1/2	57003260
	22 x 1/2	57000210	-	-
	22 x 3/4	57000211	22 x 3/4	57003262
	-	-	-	-

K647/K947 One Piece Reducer	K647 Size (Brass)	Order Code	K947 Size (DZR)	Order Code
	-	-	15 x 8	57003307
	-	-	15 x 10	57003308
	-	-	15 x 12	57003309
	-	-	22 x 12	57003311
	-	-	22 x 15	57003312
	-	-	22 x 18	57003313
	-	-	28 x 15	57003314
	-	-	28 x 22	57003315

K930 Female Branch Tee Cop x Cop x BSP Para F B	Size (Brass)	Order Code	K930 Size (DZR)	Order Code
	-	-	15 x 15 x 1/4	57003269
	-	-	15 x 15 x 3/8	57003270
	-	-	15 x 15 x 1/2	57003271
	-	-	22 x 22 x 1/2	57003272
	-	-	22 x 22 x 3/4	57003273
	-	-	28 x 28 x 1/2	57003274
	-	-	28 x 28 x 1	57003276

K648/K948 Reducing Set	K648 Size (Brass)	Order Code	K948 Size (DZR)	Order Code
	8 x 6	57000224	-	-
	10 x 6	57000225	-	-
	10 x 8	57000226	-	-
	12 x 8	57000227	-	-
	12 x 10	57000228	-	-
	-	-	35 x 15	57003325
	-	-	35 x 22	57003326
	-	-	35 x 28	57003327
	-	-	42 x 15	57003328
	-	-	42 x 22	57003329
	-	-	42 x 28	57003330
-	-	42 x 35	57003331	
-	-	54 x 22	57003332	
-	-	54 x 28	57003333	
-	-	54 x 35	57003334	
-	-	54 x 42	57003335	


K930E Female End Tee	Size (Brass)	Order Code	K930E Size (DZR)	Order Code
	-	-	15 x 1/2 x 15	57003280
	-	-	22 x 1/2 x 22	57003281
	-	-	22 x 3/4 x 22	57003282
	-	-	28 x 1/2 x 28	57003283

COMPRESSION

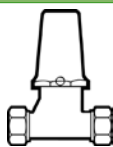
YORKSHIRE KUTERLITE


K650/K950 Tank Connector	K650 Size (Brass)	Order Code	K950 Size (DZR)	Order Code
	15	57000240	15	57003337
	22	57000241	22	57003338
	28	57000242	28	57003339
	-	-	35	57003340
	-	-	42	57003341
	-	-	54	57003342

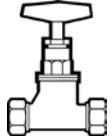
K972 Blanking Plug	K672 Size (Brass)	Order Code	K972 Size (DZR)	Order Code
	-	-	15	57003390
	-	-	22 (1/2)	57003391
	-	-	28 (3/4)	57003392
	-	-	35 (1)	57003393
	-	-	42 (1 1/4)	57003394
	-	-	-	-

K651/K951 Stop End	K651 Size (Brass)	Order Code	K951 Size (DZR)	Order Code
	6	57000244	6	57003347
	8	57000245	8	57003348
	10	57000246	10	57003349
	-	-	12	57003350
	15	57000247	15	57003351
	22	57000248	22	57003352
	28	57000249	28	57003353
	-	-	35	57003354
	-	-	42	57003355
	-	-	54	57003360
-	-	67	57003361	
-	-	76	57003362	
-	-	108	57003363	

K551/K551DZR Stopvalve	K551 Size (Brass)	Order Code	K551DZR Size (DZR)	Order Code
	15	57004740	15	57001750
	22	57004742	22	57001751
	28	57004744	28	57001752
	-	-	-	-

K551LS/K551DZRLS Stopvalve Lockshield	K551LS Size (Brass)	Order Code	K551DZRLS Size (DZR)	Order Code
	15	57008410	15	57008411
	22	57008415	22	57008416
-	-	-	-	-

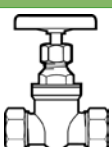
K652 Obtuse Elbow Copper x copper	K652 Size (Brass)	Order Code	Size (DZR)	Order Code
	15	57000250	-	-
	-	-	-	-

K551GM Gunmetal Stopvalve	Size	Order Code
	35	57001753
	42	57001754
	54	57001755
-	-	-

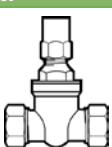
K953 Crossover Copper x Copper	Size (Brass)	Order Code	K953 Size (DZR)	Order Code
	-	-	15	57002265
	-	-	22	57002266
-	-	-	-	-

K556/K556DZR Stopvalve & Drain Tap	K556 Size (Brass)	Order Code	K556DZR Size (DZR)	Order Code
	15	57008406	15	57008408
	22	57008407	22	57008409
-	-	-	-	-

K657 Sweep Tee All Ends For Copper	K657 Size (Brass)	Order Code	Size (DZR)	Order Code
	15	57000252	-	-
	22	57000253	-	-
-	-	-	-	-

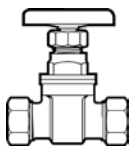
K416 Brass Gate Valve Copper x Copper	Size	Order Code
	15	57001704
	22	57001705
	28	57001706
-	-	-

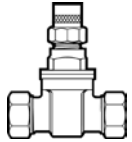
K659 Corner Tee All Ends For Copper	K659 Size (Brass)	Order Code	Size (DZR)	Order Code
	15 x 15 x 15	57000260	-	-
	22 x 15 x 15	57000255	-	-
	22 x 15 x 22	57000256	-	-
	22 x 22 x 22	57000257	-	-

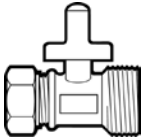
K416LS Brass Gate Valve Lockshield Copper x Copper	Size	Order Code
	15	57001710
	22	57001711
	28	57001712
-	-	-

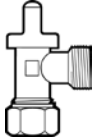
K669 Shank Adaptor	K669 Size (Brass)	Order Code	Size (DZR)	Order Code
	15 x 1/2	57000261	-	-
	-	-	-	-

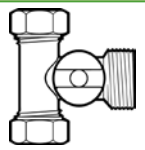



K416GM Gunmetal Gate Valve Copper x Copper	Size	Order Code
	15	57001730
	22	57001731
	28	57001732
	35	57001733
	42	57001734
	54	57001741
	67	57001742
	76	57001743

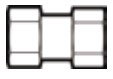
K416GMLS Gunmetal Gate Valve Lockshield Copper x Copper	Size	Order Code
	15	57001736
	22	57001737
	28	57001738
	35	57001739
	42	57001740
	54	57001745

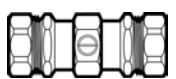
K637 Appliance Stopvalve Straight Pattern Chrome Plated	Size	Order Code
	15 x 3/4	57000212

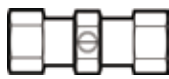
K638 Appliance Stopvalve Angle Pattern Chrome Plated	Size	Order Code
	15 x 3/4	57000216

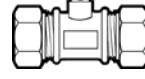
K639 Appliance Stopvalve Tee Pattern Chrome Plated	Size	Order Code
	15 x 3/4	57000217

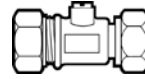
K424 Single Check Valve Copper x Copper	Size	Order Code
	15	57001720
	22	57001721
	28	57001722

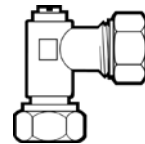
K426 Single Check Valve Female Iron x Female Iron	Size	Order Code
	1/2	57001724
	3/4	57001725
	1	57001726
	1 1/4	57001727
	1 1/2	57001728
	2	57001729

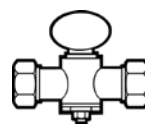
K4424 Double Check Valve Copper x Copper	Size	Order Code
	15	57006000
	22	57006001
	28	57006002

K4426 Double Check Valve Female Iron x Female Iron	Size	Order Code
	1/2	57006020
	3/4	57006021
	1	57006022
	1 1/4	57006023
	1 1/2	57006024
	2	57006025

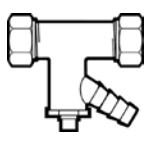
K480 Servicing Valve Copper x Copper Straight Pattern Chrome Plated	Size	Order Code
	15	57004730
	22	57004731

K481CL Servicing Valve Copper x Swivel End Straight Pattern Chrome Plated	Size	Order Code
	15 x 1/2	57004732

K486CL Servicing Valve Copper x Swivel End Angle Pattern Chrome Plated	Size	Order Code
	15 x 1/2	57004733

K252 Nited Plugcock Copper x Copper	Size	Order Code
	15	57004735

K520DZR Stopvalve Adaptor Pattern	Size	Order Code	K520DZR Size (DZR)	Order Code
	-	-	15	57001110

K521/K521DZR Draw-Off Coupling Copper x Copper	K521 Size	Order Code	K521DZR Size (DZR)	Order Code
	15	57001115	15	57001120
	-	-	22	57001121

K522DZR Male Draw-Off Elbow	Size (Brass)	Order Code	K522DZR Size (DZR)	Order Code
	-	-	15 x 1/2	57001126
	-	-	22 x 3/4	57001127
	-	-	28 x 1	57001128



K523/K523DZR Draw-Off Elbow Copper x Copper	K523 Size (Brass)	Order Code	K523DZR Size (DZR)	Order Code
	-	-	15	57001650
	-	-	22	57001651
	28	57008400		

K526/K526DZR Draining Tap Parallel Male Thread	K526 Size (Brass)	Order Code	K526DZR Size (DZR)	Order Code
	1/2	57001700	1/2	57001702

K526LS/K526DZRLS Lockshield Draining Tap	K526LS Size (Brass)	Order Code	K526DZRLS Size (DZR)	Order Code
	1/2	57001700	1/2	57001702

K526S DZR Draining Tap with Street End	Size (Brass)	Order Code	K526S Size (DZR)	Order Code
	-	-	15	57001135

ACCESSORIES

K956 DZR Backnut	Size (Brass)	Order Code	K956 Size (DZR)	Order Code
	-	-	1/2	57003370
	-	-	3/4	57003371
	-	-	1	57003372

K964 Screwed Bush, Hexagon	K964 Size (Brass)	Order Code	Size (DZR)	Order Code
	1/2 x 3/8	57003380	-	-
	3/4 x 1/2	57003381	-	-
	1 x 3/4	57003382	-	-

K678A/K978A Compression Nut	Size (Brass)	Order Code	K978A Size (DZR)	Order Code
	6	57000263	-	-
	8	57000264	-	-
	-	-	10	57003400
	-	-	12	57003401
	-	-	15	57003403
	-	-	22	57003404
	-	-	28	57003405
	-	-	35	57003406
	-	-	42	57003407
	-	-	54	57003408

K978B Compression Ring	Size (Brass)	Order Code	K978B Size (DZR)	Order Code
	-	-	6	57003420
	-	-	8	57003421
	-	-	10	57003422
	-	-	12	57003423
	-	-	15	57003424
	-	-	22	57003425
	-	-	28	57003426
	-	-	35	57003427
	-	-	42	57003428
	-	-	54	57003429
	-	-	67	57003430
	-	-	76	57003431
	-	-	108	57003432

K978C Thick Land Compression Ring	Size (Brass)	Order Code	K978C Size (DZR)	Order Code
	-	-	57003440	22 x 3/4
	-	-	57003441	35 x 1 1/4
	-	-	57003442	42 x 1 1/2

Aitech

BALL VALVES

By **Ashworth**

SUPPLYING MECHANICAL SERVICES AND PROCESS CONSTRUCTION



EN331
Gas Approved

WRAS
APPROVED PRODUCT

Our range includes:



2 PIECE BRASS BALL VALVE, EN331 GAS APPROVED, YELLOW HANDLE, BSP ENDS

Sizes (mm) include: 15, 20, 25, 32, 40, 50



2 PIECE BRASS BALL VALVE, WRAS APPROVED, BLUE HANDLE, BSP ENDS

Sizes (mm) include: 15, 20, 25, 32, 40, 50



2 PIECE BRASS BALL VALVE, WRAS APPROVED, RED HANDLE, BSP ENDS

Sizes (mm) include: 15, 20, 25, 32, 40, 50



BRASS BALL VALVE, EN331 GAS APPROVED, YELLOW HANDLE, COMPRESSION ENDS

Sizes (mm) include: 15, 20, 28



BRASS BALL VALVE, WRAS APPROVED, BLUE HANDLE, COMPRESSION ENDS

Sizes (mm) include: 15, 22, 28, 35, 42, 54



BRASS BALL VALVE, WRAS APPROVED, RED HANDLE, COMPRESSION ENDS

Sizes (mm) include: 15, 22, 28, 35, 42, 54

For more information on Ashworth Own Brand Products please call:

0800 783 7680



GENERAL INFORMATION

- Delcop end feed capillary fittings are manufactured in accordance with EN 1254-1 (formerly BS 864: Part 2).
- The materials used in manufacture (copper, DZR brass and gunmetal) make them resistant or immune to dezincification.
- Delcop fittings are primarily designed for soft solder applications but, with the exception of Union fittings with copper tails, may also be brazed.
- As there are no relevant standards for waste fittings these are manufactured to our own exacting in-house specification.
- A range of accessories is also offered such as mats and cleaning brushes. All products enable the installer to meet the stringent conditions imposed by the Water Regulations.

APPLICATIONS AND USES

- Delcop fittings are used in a wide variety of domestic and commercial applications such as plumbing, heating, gas and refrigeration, fluid distribution, air pressure lines and air conditioning.
- The fitting's simplicity, versatility and speed of installation makes it a popular choice with installers.

SIZE AVAILABILITY

- 6mm–54mm, suitable for connecting copper tubes in accordance with EN 1057 (formerly BS 2871: Part 1) and many other standards including ISO 274.
- For sizes above 54mm please ask for details about our Delbraze and Clyde ranges of brazing fittings and flanges up to 219mm in diameter



Conex Delcop End Feed
Call 0800 783 7680 for more information.

END FEED CAPILLARY FITTINGS


DC600 Slip Coupler Copper x Copper	Dimension	Order Code
	15	49000000
	22	49000001
	28	49000002
	35	49000003
	42	49000004
	54	49000005

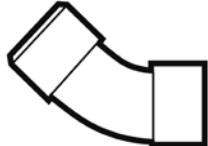
DC601 Straight Coupler Copper x Copper	Dimension	Order Code
	6	49000016
	8	49000017
	10	49000018
	12	49000019
	15	49000020
	22	49000021
	28	49000022
	35	49000023
	42	49000024
	54	49000025

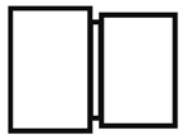
DC601R Reduced Straight Coupler Copper x Copper	Dimension	Order Code
	22 x 15	49000040
	28 x 15	49000041
	28 x 22	49000042
	35 x 15	49000043
	35 x 22	49000044
	35 x 28	49000045
	42 x 22	49000047
	42 x 25	49000048
	42 x 35	49000059
	54 x 15	49000370
	54 x 22	49000371
	54 x 28	49000372
	54 x 35	49000373
	54 x 42	49000374

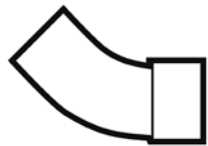
DC601-2 Fitting Reducer Male Copper x Copper	Dimension	Order Code
	15 x 12	49000069
	22 x 15	49000050
	28 x 15	49000051
	28 x 22	49000052
	35 x 15	49000053
	35 x 22	49000054
	35 x 28	49000055
	42 x 15	49000056
	42 x 22	49000057
	42 x 28	49000058
	42 x 35	49000059
	54 x 15	available on request
	54 x 22	available on request
	54 x 28	49000060
	54 x 35	49000061
	54 x 42	49000062


For more information about IBP Conex Delcop products visit:
www.ibpconex.co.uk

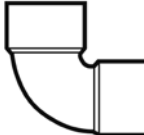
DC601-2L Fitting Reducer (Long) Male Copper x Copper	Dimension	Order Code
	15 x 8	49000077
	15 x 10	49000078


DC606 Obtuse Elbow Copper x Copper	Dimension	Order Code
	15	49000130
	22	49000131
	28	49000132
	35	49000133
	42	49000134
	54	49000135

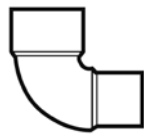
DC601-IM Imperial to Metric Straight Coupler	Dimension	Order Code
	15 x 1/2	49000080
	22 x 3/4	49000081
	28 x 1	49000082

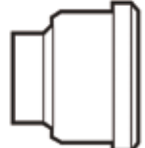
DC606-2 Obtuse Street Elbow Male Copper x Copper	Dimension	Order Code
	15	49000150
	22	49000151
	28	49000152
	35	49000153
	42	49000154
	54	49000155

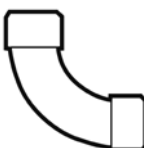
DC601-2-IM Imperial to Metric Adapter Male Copper (Metric) x Copper (Imperial)	Dimension	Order Code
	15 x 1/2	49000090
	22 x 3/4	49000091
	28 x 1	49000092
	35 x 1 1/4	49000093

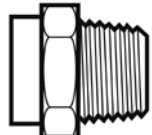
DC607 Elbow Copper x Copper	Dimension	Order Code
	6	49000156
	8	49000157
	10	49000158
	12	49000159
	15	49000160
	22	49000161
	28	49000162
	35	49000163
	42	49000164
	54	49000165

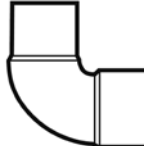
DC601TC Straight Tap Connector Copper x Swivel Female Thread	Dimension	Order Code
	15 x 1/2	49000120
	15 x 3/4	49000121
	22 x 3/4	49000122

DC607-R Reduced Elbow Copper x Copper	Dimension	Order Code
	22 x 15	49000170
	28 x 22	49000175

DC603/DC703 Female Straight Connector Copper x Female Thread	Dimension	Order Code
	15 x 1/4	51000060
	15 x 1/2	51000062
	15 x 3/4	51000069
	22 x 3/4	51000063
	22 x 1	51000064
	28 x 3/4	51000070
	28 x 1	51000065
	35 x 1 1/4	51000066
	42 x 1 1/2	51000067
54 x 2	51000068	

DC607LT Slow Elbow Copper x Copper	Dimension	Order Code
	10	49000198
	12	49000199
	15	49000200
	22	49000201
	28	49000202
	35	49000203
	42	49000204
	54	49000205

DC604/DC704 Male Straight Connector Copper x Male Thread	Dimension	Order Code
	15 x 1/4	51000100
	15 x 1/2	51000102
	15 x 3/4	51000103
	22 x 3/4	51000104
	22 x 1	51000105
	28 x 3/4	51000110
	28 x 1	51000106
	35 x 1 1/4	51000107
	42 x 1 1/2	51000108
	54 x 2	51000109

DC607-2 Street Elbow Male Copper x Copper	Dimension	Order Code
	10	49000178
	12	49000179
	15	49000180
	22	49000181
	28	49000182
	35	49000183
	42	49000184
	54	49000185


To discuss your IBP Conex Delcop requirements please call our experienced Sales Team on **0800 783 7680**

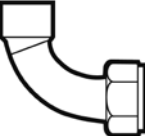


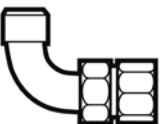
END FEED & BRAZING

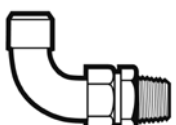


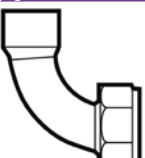
IBP CONEX DELCOP END FEED

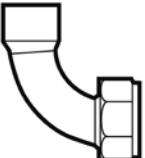
DC607-2-LT Street Bend Male Copper x Copper	Dimension	Order Code
	15	49000220
	22	49000221
	28	49000222


DC607TC Bent Tap Connector Copper x Swivel Female Thread	Dimension	Order Code
	15 x 1/2	49000240
	15 x 3/4	49000241
	22 x 3/4	49000242

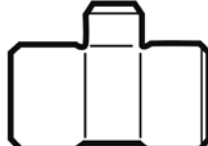
DC607-6-3 Female Bent Union Connector (Copper Tail)	Dimension	Order Code
	28 x 1	49000248


DC607-6-4 Male Bent Union Connector (Copper Tail)	Dimension	Order Code
	22 x 3/4	49000261
	22 x 1	49000262
	28 x 1	49000263

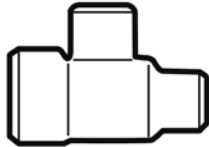
DC607-6-AB Female Bent Union Connector (Spigot)	Dimension	Order Code
	22 x 1	49000250


DC607-6-UA Bent Cylinder Union (Cone) Copper x Swivel Female Thread	Dimension	Order Code
	22 x 1	49000255


DC611 Tee - Equal Copper all ends	Dimension	Order Code
	6	49000396
	8	49000397
	10	49000398
	12	49000405
	15	49000406
	22	49000408
	28	49000418
	35	49000440
	42	49000458
54	49000472	

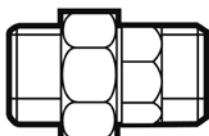
DC611RB Tee - Reduced Branch Copper All Ends	Dimension	Order Code
	28 x 28 x 15	49000420
	28 x 28 x 22	49000422
	35 x 35 x 15	49000446
	35 x 35 x 22	49000444
	35 x 35 x 28	49000442
	42 x 42 x 15	49000465
	42 x 42 x 22	49000464
	42 x 42 x 28	49000462
	42 x 42 x 35	49000460
	54 x 54 x 15	49000482
	54 x 54 x 22	49000480
	54 x 54 x 28	49000478
54 x 54 x 35	49000476	
54 x 54 x 42	49000474	

DC611RE Tee - Reduced Ends Copper All Ends	Dimension	Order Code
	22 x 15 x 22	49000412
	28 x 15 x 28	49000434
	28 x 22 x 28	49000432
	35 x 28 x 35	49000448
	42 x 28 x 42	49000470

DC611REB Tee - Reduced Ends and Branch Copper All Ends	Dimension	Order Code
	15 x 10 x 10	49000399
	22 x 15 x 15	49000414
	28 x 15 x 15	49000436
	28 x 15 x 22	49000430
	28 x 22 x 15	49000428
	28 x 22 x 22	49000426
	35 x 22 x 22	49000456
	35 x 28 x 22	49000452
	35 x 28 x 28	49000450
	42 x 35 x 35	49000466

DC611REE Tee - Tee - Reduced Both Ends Copper All Ends	Dimension	Order Code
	15 x 15 x 22	49000416
	22 x 22 x 28	49000424
	28 x 28 x 35	49000438

DC617 Stop End Copper	Dimension	Order Code
	8	49000297
	10	49000298
	12	49000299
	15	49000300
	22	49000301
	28	49000302
	35	49000303
	42	49000304
	54	49000305

DC633 Straight Union Coupler (Copper Tail) Copper x Copper	Dimension	Order Code
	15	49000306

DC633-3 Female Straight Union Connector (Copper Tail)	Dimension	Order Code
	15 x 1/2	49000308
	22 x 3/4	49000309
	28 x 1	49000310

DC640 Extended Street Elbow Copper x Copper	Dimension	Order Code
	22	49000366

DC633-4 Male Straight Union Connector (Copper Tail) Copper x Taper Male Thread	Dimension	Order Code
	15 x 1/2	49000329
	22 x 3/4	49000330
	22 x 1	49000331
	28 x 1	49000332

DC690-MU Straight Gas Meter Union to BS746 Copper x Swivel Female Thread	Dimension	Order Code
	22 x 3/4	49000490
	22 x 1	49000491
	28 x 1	49000492

DC633-AB Female Straight Union Connector (Spigot)	Dimension	Order Code
	22 x 1	49000316

DC695-MU Bent Gas Meter Union Copper x Swivel Female Thread	Dimension	Order Code
	22 x 3/4	49000495

DC633-UA Female Straight Union Connector (Cone)	Dimension	Order Code
	22 x 3/4	49000315
	22 x 1	49000316
	28 x 1	49000317
	28 x 1 3/4	49000318

DC701-D Straight Coupler with Air Vent Male Copper x Taper Male Thread	Dimension	Order Code
	15	51000030
	22	51000031
	28	51000032

DC636 Cross Over Copper x Copper	Dimension	Order Code
	15	49000340
	22	49000341

DC703-2 Female Straight Connector Male Copper x Parallel Female Thread	Dimension	Order Code
	22 x 3/4	51000091

DC636-A Part Cross Over Male Copper x Copper	Dimension	Order Code
	15	49000350
	22	49000351

DC704-2 Male Straight Connector Male Copper x Taper Male Thread	Dimension	Order Code
	15 x 1/2	51000120
	22 x 3/4	51000121
	28 x 1	51000122

DC639 Return Bend Copper x Copper	Dimension	Order Code
	15	49000360
	22	49000361

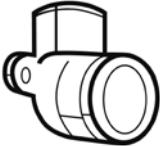
DC705-D Elbow with Air Vent Copper x Copper	Dimension	Order Code
	15	51000150
	22	51000151




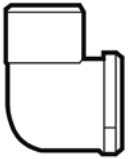
END FEED & BRAZING




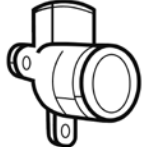
IBP CONEX DELCOP END FEED


DC707-2-5 Female Wall Plate Elbow (2 Hole) Copper x Parallel Female Thread	Dimension	Order Code
	15 x 1/2	51000170
	22 x 3/4	51000171

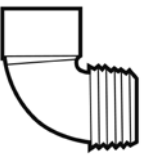
DC711 Tee – Reduced End Copper All Ends	Dimension	Order Code
	35 x 15 x 35	51000310


DC707-3 Female Elbow Copper x Parallel Female Thread	Dimension	Order Code
	15 x 1/2	51000175
	22 x 3/4	51000176
	28 x 1	51000177
	35 x 1 1/4	51000178

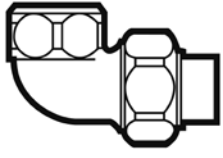
DC711P Sweep Tee – Equal Copper All Ends	Dimension	Order Code
	22	51000341
	28	51000345
	42	51000351
	54	51000352


DC707-3-5 Female Wall Plate Elbow (3 Hole) Copper x Parallel Female Thread	Dimension	Order Code
	15 x 1/2	51000180
	22 x 3/4	51000181

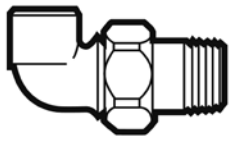
DC712 Tee with Female Branch Copper x Copper x Parallel Female Thread	Dimension	Order Code
	15 x 15 x 1/2	51000370
	22 x 22 x 1/2	51000372
	22 x 22 x 3/4	51000371
	28 x 28 x 1/2	51000375
	28 x 28 x 3/4	51000374
	28 x 28 x 1	51000373
	35 x 35 x 1/2	51000376

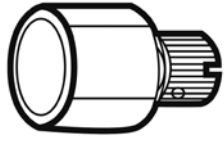
DC707-4 Male Elbow Copper x Taper Male Thread	Dimension	Order Code
	15 x 1/2	51000192
	22 x 3/4	51000193
	28 x 1	51000194
	35 x 1 1/4	51000195
	42 x 1 1/2	51000196
	54 x 2	51000197

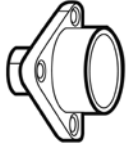
DC714 Tee with Female End Copper x Parallel Female Thread x Copper	Dimension	Order Code
	15 x 1/2 x 15	51000425
	22 x 1/2 x 22	51000427
	28 x 1/2 x 28	51000431

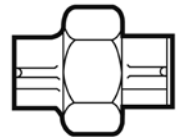
DC707-6-3 Female Bent Union Connector (Gunmetal Tail)	Dimension	Order Code
	15 x 1/2	51000240
	22 x 3/4	51000242
	22 x 1	51000243
	28 x 1	51000244
	35 x 1 1/4	51000250

DC716D/TAV36 Air Vent Male Fit	Dimension	Order Code
	15	51000440

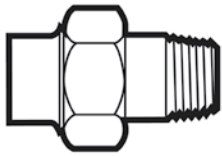
DC707-6-4 Male Bent Union Connector (Red Brass Tail with Internal Lugs)	Dimension	Order Code
	15 x 1/2	51000259
	22 x 3/4	51000261
	28 x 1	51000263

DC717-D Stop End with Air Vent Male Fit	Dimension	Order Code
	15	51000465
	22	51000466

DC708 Female Wall Plate Connector Copper x Parallel Female Thread	Dimension	Order Code
	15 x 1/2	51000270

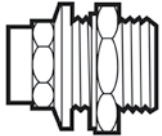
DC733 Straight Union Coupler (Red Brass Tail) Copper x Copper	Dimension	Order Code
	15	51000480
	22	51000481
	28	51000482
	35	51000483
	42	51000484
	54	51000485

DC733-4 Male Straight Union Connector (Red Brass Tail with Internal Lugs)



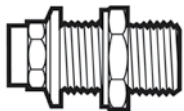
Dimension	Order Code
15 x 1/2	51000530
22 x 3/4	51000532
22 x 1	51000533
28 x 1	51000534
35 x 1 1/4	51000536
42 x 1 1/2	51000537
54 x 2	51000538

DC750-A Tank Connector Copper x Male Thread



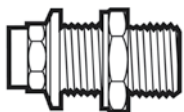
Dimension	Order Code
15 x 1/2	51000610
22 x 3/4	51000611
28 x 1	51000612

DC750-B Tank Connector (Long) Copper x Male Thread (Turned)



Dimension	Order Code
15 x 1/2	51000620
22 x 3/4	51000621

DC750-B Tank Connector (Long) Copper x Male Thread (Cast)




Dimension	Order Code
35 x 1 1/4	51000623
42 x 1 1/2	51000624
54 x 2	51000625



To find out more about the broad range of products offered by **ASHWORTH** you can browse and download our range of literature online at:

www.ashworth.eu.com



alternatively you can call:

0800 783 7680



GENERAL INFORMATION

- Delbraze brazing fittings are manufactured to the highest standards complying with EN1254-5.
- The materials used in manufacture, Copper, DZR Brass and Gunmetal, make them resistant or immune to dezincification.
- Fittings are designed for brazing applications only and are not suitable to be jointed using the soft soldering technique.
- Our range of accessories includes brazing rods to EN 1044, brazing flux, mats and an extensive range of flanges.
- All products enable the installer to meet the stringent conditions imposed by Water Regulations

APPLICATIONS AND USES


- Delbraze fittings are used in a wide variety of industrial and commercial applications such as plumbing, heating, fluid distribution, air conditioning and refrigeration, air pressure lines, steam and condense lines.
- The fitting's simplicity, and versatility of installation makes it a popular choice with installers.


SIZE AVAILABILITY


- 66.7mm - 159mm, suitable for connecting copper tubes in accordance with EN1057 and other standards including ISO 274.
- Certain configurations are also available for joining 219mm diameter tubes.
- For sizes below 66.7mm please refer to the section describing the Delcop range which, with the exception of Union fittings with copper tails, may also be brazed.





BRAZING FITTINGS (SHORT CUP) – COPPER 67MM – 219MM


DB601 Straight Coupler Copper x Copper	Dimension	Order Code
	67	52000000
	76	52000001
	108	52000002
	133	52000003
	159	52000004

DB601-IM Metric to Imperial Straight Coupler	Dimension	Order Code
	76 x 3	52000005
	108 x 4	52000006

DB601R Reduced Straight Coupler Copper x Copper	Dimension	Order Code
	67 x 54	52000007
	76 x 42	52000008
	76 x 54	52000009
	76 x 67	52000010
	108 x 54	52000012
	108 x 67	52000014
	108 x 76	52000016
	133 x 108	52000018

DB601-2 Fitting Reducer Male Copper x Copper	Dimension	Order Code
	67 x 54	52000033
	76 x 35	52000034
	76 x 42	52000035
	76 x 54	52000036
	76 x 67	52000037
	108 x 54	52000038
	108 x 67	52000039
	108 x 76	52000040
	133 x 108	52000041
	159 x 76	52000043

DB606 Obtuse Elbow Copper x Copper	Dimension	Order Code
	67	52000050
	76	52000051
	108	52000052
	133	52000053
	159	52000054

DB606-2 Obtuse Street Elbow Male Copper x Copper	Dimension	Order Code
	67	52000060
	76	52000061
	108	52000062



DB607 Elbow Copper x Copper	Dimension	Order Code
	67	52000070
	76	52000071

DB607-LT Slow Bend Copper x Copper	Dimension	Order Code
	67	52000080
	76	52000081
	108	52000082
	133	52000083
	159	52000084

DB611 Tee – Equal Copper All Ends	Dimension	Order Code
	67	52000090
	76	52000091
	108	52000092
	133	52000093
	159	52000094
	219	available on request

DB611RB Tee – Reduced Branch Copper All Ends		Dimension	Order Code
		76 x 76 x 35	52000100
		76 x 76 x 42	52000101
		76 x 76 x 54	52000102
		76 x 76 x 67	52000103
		108 x 108 x 28	52000104
		108 x 108 x 35	52000105
		108 x 108 x 42	52000106
		108 x 108 x 54	52000107
		108 x 108 x 67	52000108
		108 x 108 x 76	52000109
	133 x 133 x 76	available on request	
	159 x 159 x 67	available on request	

DB611-P Sweep Tee – Equal Fabricated Copper All Ends	Dimension	Order Code
	67	52000115
	76	52000116

DB617 Stop End Copper	Dimension	Order Code
	67	52000130
	76	52000131
	108	52000132
	133	52000133
	159	52000134

DB703 Female Straight Connector Copper x Parallel Female Thread	Dimension	Order Code
	67 x 2 1/2	52000330
	76 x 3	52000331

DB704 Male Straight Connector Copper x Taper Male Thread	Dimension	Order Code
	67 x 2 1/2	52000335
	76 x 3	52000336
	108 x 4	52000337

DB707 Elbow Copper x Copper	Dimension	Order Code
	76	52000361
	108	52000362
	133	52000363
	159	52000364

DB750-A Tank Connector Copper x Male Thread	Dimension	Order Code
	67 x 2 1/2	52000490
	76 x 3	52000492



GENERAL INFORMATION

Yorkshire Fittings Endex & Endbraz

The Endex end feed fittings range includes standard line fittings, large size and waste fittings, and an extensive selection of flanges and accessories.

Endex general range end feed fittings are available in sizes from 6mm to 54mm and are designed for joining copper tube manufactured to BS EN 1057 using soft or hard solder (brazing alloy). Endbraz fittings in size 67mm can also be soft soldered. The range is suitable for use on above ground hot and cold domestic water services, in small bore and minibore central heating systems and in lowpressure steam heating and pressurised unvented heating systems. In addition, the Endex general range can be used for sanitation services and compressed air lines, gas distribution systems for natural and manufactured gases, with fuel oils (hard solder only) and kerosene, and on engineering pipelines services that convey liquids, oils, air and gases at temperatures up to 110°C.

ADVANTAGES OF ENDEX

Endex end feed fittings are a simple and costeffective method of joining copper tubes to BS EN 1057. Light and neat, they make handling and installation easy. The fittings' compact dimensions make them the ideal choice for use in areas where there is limited space. Additionally, their smooth lines minimise flow restrictions and are unobtrusive on exposed pipelines.



FM 27630



QUALITY SYSTEMS

Yorkshire Fitting Limited is a British Standards Institution registered company.



EVALUATED BY WRAS

The Endex ranges have been certified by WRAS and are audited periodically.



INTERNATIONAL STANDARDS ORGANISATION

International standards are conformed to where appropriate.

GENERAL

NS1/N1 Straight Coupling Copper x Copper	Dimension	Order Code
	6	56000630
	8	56000631
	10	56000632
	12	56000633
	15	56000560
	22	56000561
	28	56000562
	35	56000637
	42	56000638
	54	56000639

N1AV Air Release Coupling Copper x Copper	Dimension	Order Code
	15	56000641
	22	56000642
	28	56000643

N1IM Slip Adaptor Coupling Copper (Metric) x Copper (Imperial)	Dimension	Order Code
	15 x 1/2	56000645
	22 x 3/4	56000565
	28 x 1	56000647

N1R Reducing Coupling Copper x Copper	Dimension	Order Code
	8 x 6	56000665
	10 x 8	56000666
	12 x 10	56000667
	15 x 10	56000668
	15 x 12	56000669
	22 x 15	56000670
	28 x 15	56000671
	28 x 22	56000672
	35 x 28	56000673
	42 x 22	56000674
42 x 35	56000675	
54 x 42	56000676	

N1Slip Straight Coupling, Slip Pattern Copper x Copper	Dimension	Order Code
	15	56000655
	22	56000656
	28	56000657
	35	56000658
	42	56000659
	54	56000660

N2 Straight Female Connector Copper x Parallel Female Thread	Dimension	Order Code
	10 x 3/8	56000690
	15 x 1/4	56000691
	15 x 3/8	56000693
	15 x 1/2	56000692
	22 x 3/4	56000694
	22 x 1	56000695
	28 x 1	56000696
	35 x 1 1/4	56000697
	42 x 1 1/2	56000698
	54 x 2	56000699

N3 Straight Male Connector Copper x Taper Male Thread



Dimension	Order Code
15 x 1/4	56000713
15 x 3/8	56000714
15 x 1/2	56000715
15 x 3/4	56000716
22 x 1/2	56000717
22 x 3/4	56000718
22 x 1	56000719
28 x 3/4	56000720
28 x 1	56000721
35 x 1 1/4	56000722
42 x 1 1/2	56000723
54 x 2	56000724

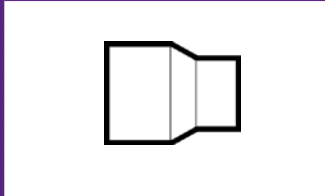
Dimension	Order Code
10 x 3/8	56000710
12 x 3/8	56000711
12 x 1/2	56000712

N5 Tank Connector Copper x Parallel Male Thread c/w Backnut



Dimension	Order Code
15 x 1/2	56000740
22 x 3/4	56000741
28 x 1	56000742

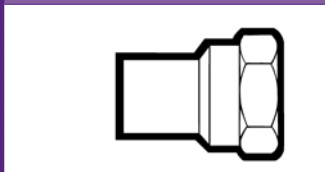
NS6/N6 Reducer Male Copper x Female Copper



Dimension	Order Code
8 x 6	56000750
10 x 6	56000751
10 x 8	56000752
12 x 8	56000753
12 x 10	56000754
15 x 8	56000755
15 x 10	56000756
15 x 12	56000757

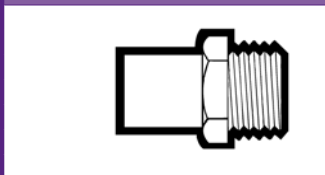
Dimension	Order Code
22 x 10	56000758
22 x 12	56000759
22 x 15	56000568
28 x 15	56000761
28 x 22	56000762
35 x 15	56000763
35 x 22	56000764
35 x 28	56000765
42 x 15	56000766
42 x 22	56000767
42 x 28	56000768
42 x 35	56000769
54 x 15	56000770
54 x 22	56000771
54 x 28	56000772
54 x 35	56000773
54 x 42	56000774

N7 Female Adaptor Male Copper x Parallel Female Thread



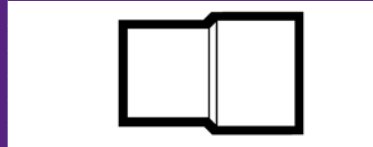
Dimension	Order Code
15 x 1/2	56000790
22 x 3/4	56000791
28 x 1	56000792
35 x 1 1/4	56000793
42 x 1 1/2	56000794
54 x 2	56000795

N8 Male Adaptor Male Copper x Taper Male Thread



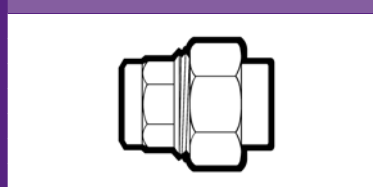
Dimension	Order Code
15 x 1/2	56000805
22 x 3/4	56000806
28 x 1	56000807
35 x 1 1/4	56000808
42 x 1 1/2	56000809
54 x 2	56000810

N9 Adaptor Female Copper (Imperial) x Male Copper (Metric)



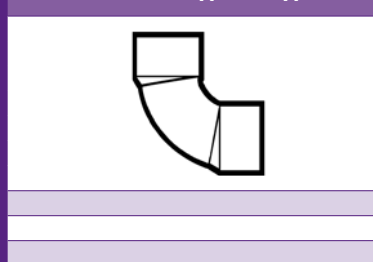
Dimension	Order Code
15 x 1/2	56000815
22 x 3/4	56000816

N11 Union Coupling Copper x Copper



Dimension	Order Code
15	56000820
22	56000821
28	56000822
35	56000823
42	56000824
54	56001518

NS12/N12 Elbow Copper x Copper



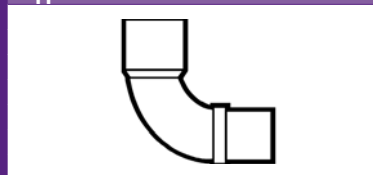
Dimension	Order Code
6	56000830
8	56000831
10	56000832
12	56000833
15	56000570
22	56000571
28	56000572
35	56000837
42	56000838
54	56000839

N12R Reducing Elbow Copper x Copper



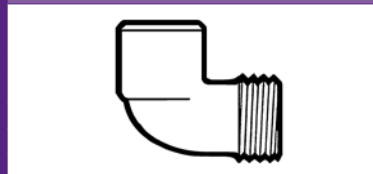
Dimension	Order Code
22 x 15	56000845

N12S Street Elbow Female Copper x Male Copper



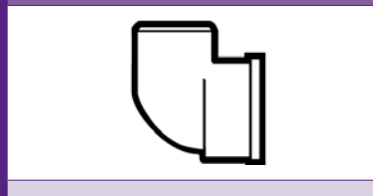
Dimension	Order Code
15	56000850
22	56000851
28	56000852
35	56000853
42	56001514
54	56001516

N13 Male Elbow Copper x Taper Male Thread



Dimension	Order Code
15 x 1/4	56000860
15 x 1/2	56000861
22 x 3/4	56000862
28 x 1	56000863
35 x 1 1/4	56000864
42 x 1 1/2	56000865
54 x 2	56000866

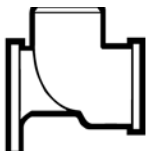
N14 Female Elbow Copper x Parallel Female Thread




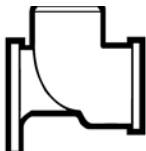
Dimension	Order Code
15 x 1/2	56000870
15 x 3/4	56000871
22 x 1/2	56000872
22 x 3/4	56000873
28 x 1	56000874
35 x 1 1/4	56001520
42 x 1 1/2	56001522
54 x 2	56001524


For more information please visit:
www.yorkshirefittings.co.uk

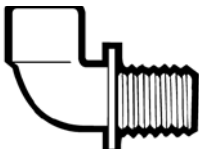



N15 Backplate Elbow Copper x Parallel Female Thread	Dimension	Order Code
	15 x 1/2	56000880
	22 x 3/4	56000881

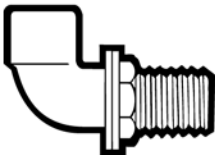
N21 Obtuse Elbow 45deg Copper x Copper	Dimension	Order Code
	15	56000910
	22	56000911
	28	56000912
	35	56000913
	42	56000914
	54	56000915


N17 Flanged Bend Copper x Parallel Male Thread	Dimension	Order Code
	15 x 1/2	56000880
	22 x 3/4	56000881

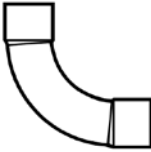
N21S Obtuse Street Elbow 45deg Copper x Copper	Dimension	Order Code
	15	56000917
	22	56000918
	28	56000919
	35	56000920
	42	56000921
	54	56000922

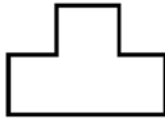
N17 Flanged Bend Copper x Parallel Male Thread	Dimension	Order Code
	22 x 3/4	56000886

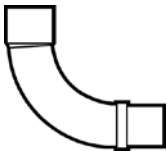
N22 Partial Crossover Female Copper x Male Copper	Dimension	Order Code
	15	56000925
	22	56000926

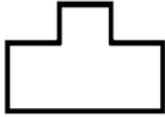
N17FC Overflow Bend Copper x Parallel Male Thread	Dimension	Order Code
	22 x 3/4	56000888


N23 Full Crossover Female Copper x Copper	Dimension	Order Code
	15	56000930
	22	56000931

N18 Slow Bend Copper x Copper	Dimension	Order Code
	15	56000890
	22	56000891
	28	56000892
	35	56000893
	42	56000894
	54	56000895

NS24/N24 Equal Tee All Ends For Copper	Dimension	Order Code
	6	56000940
	8	56000941
	10	56000942
	12	56000943
	15	56000575
	22	56000576
	28	56000946
	35	56000947
	42	56000948
	54	56000949

N18S Slow Street Bend Copper x Male Copper	Dimension	Order Code
	15	56000904
	22	56000905
	28	56000906
	35	56000907
	42	56000908
	54	56000909

NS25/N25 Tee Reduced Branch All Ends For Copper		Dimension	Order Code
		22 x 22 x 10	56000968
		22 x 22 x 15	56000580
		28 x 28 x 15	56000969
		28 x 28 x 22	56000970
		35 x 35 x 15	56000971
		35 x 35 x 22	56000972
		35 x 35 x 28	56000973
		42 x 42 x 15	56000974
		42 x 42 x 22	56000975
		42 x 42 x 28	56000976
		42 x 42 x 35	56000977
		54 x 54 x 15	56000978
		54 x 54 x 22	56000979
		54 x 54 x 28	56000980
		54 x 54 x 35	56000981
	54 x 54 x 42	56000982	

N20 Return Bend Copper x Copper	Dimension	Order Code
	15	56000900
	22	56000901
	28	56000902

END FEED & BRAZING



YORKSHIRE FITTINGS INDEX

N26 Tee, One End Reduced All Ends For Copper	Dimension	Order Code
	22 x 15 x 22	56000585
	28 x 15 x 28	56001000
	28 x 22 x 28	56001001
	35 x 15 x 35	56001002
	35 x 22 x 35	56001003
	35 x 28 x 35	56001004
	42 x 28 x 42	56001005
	42 x 35 x 42	56001006
	54 x 35 x 54	56001007
54 x 42 x 54	56001008	

N27 Tee, One End & Branch Reduced All Ends For Copper	Dimension	Order Code
	22 x 15 x 15	56000590
	28 x 15 x 15	56001020
	28 x 15 x 22	56001021
	28 x 22 x 15	56001022
	28 x 22 x 22	56001023
	35 x 22 x 22	56001024
	35 x 28 x 15	56001025
	35 x 28 x 22	56001026
	35 x 28 x 28	56001027
	42 x 28 x 28	56001028
	42 x 35 x 28	56001029
	42 x 35 x 35	56001030
	54 x 42 x 42	56001031

N28 Tee, Both Ends Reduced All Ends For Copper	Dimension	Order Code
	15 x 15 x 22	56001040
	15 x 15 x 28	56001041
	22 x 22 x 28	56001042
	28 x 28 x 35	56001044
	35 x 35 x 42	56001045

N29 Female Tee Copper x Parallel Female Thread x Copper Branch	Dimension	Order Code
	15 x 1/2 x 15	56001050
	22 x 3/4 x 22	56001051

N29R Female Tee Copper x Parallel Female Thread x Copper Branch	Dimension	Order Code
	22 x 1/2 x 22	56001055
	28 x 1/2 x 28	56001056

N30 Female Tee Copper Ends x Parallel Female Branch	Dimension	Order Code
	15 x 15 x 1/2	56001060
	22 x 22 x 3/4	56001061
	28 x 28 x 1	56001062

N30R Female Tee Copper Ends x Parallel Female Branch	Dimension	Order Code
	22 x 22 x 1/2	56001070
	28 x 28 x 1/2	56001071
	28 x 28 x 3/4	56001072

N37 Sweep Tee, 90deg All Ends For Copper	Dimension	Order Code
	15	56001080
	22	56001081

N61 Stop End Copper	Dimension	Order Code
	8	56001090
	10	56001091
	12	56000594
	15	56000595
	22	56001092
	28	56001093
	35	56001094
	42	56001095
	54	56001096

N61AV Air Release Stop End Copper	Dimension	Order Code
	15	56001098
	22	56001099
	28	56001100

NS62/N62 Straight Tap Connector Copper x Union Nut	Dimension	Order Code
	12 x 1/2	56000596
	15 x 1/2	56000597
	15 x 3/4	56000598
	22 x 3/4	56000600

N63 Bent Tap Connector Copper x Union Nut	Dimension	Order Code
	15 x 1/2	56000602
	15 x 3/4	56000603
	22 x 3/4	56000605

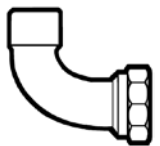
N63L Long Bent Tap Connector Copper x Union Nut	Dimension	Order Code
	15 x 1/2	56001120

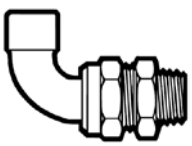


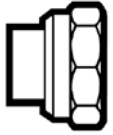
END FEED & BRAZING

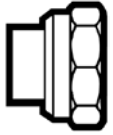


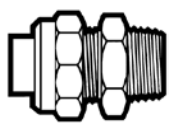
YORKSHIRE FITTINGS ENDEX

N64 Bent Union Adaptor Copper x Union Nut	Dimension	Order Code
	15 x 3/4	56001125
	22 x 1	56001126
	28 x 1 1/4	56001127


N65 Bent Male Union Connector Copper x Taper Male Thread	Dimension	Order Code
	15 x 1/2	56001135
	22 x 3/4	56001136
	28 x 1	56001137
	35 x 1 1/4	56001138
	42 x 1 1/2	56001139
	54 x 2	56001140

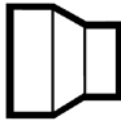
N68CL Straight Union Adaptor Copper x Union Nut	Dimension	Order Code
	15 x 3/4	56001165


N68FF Flat Faced Union Adaptor Copper x Union Nut	Dimension	Order Code
	22 x 3/4	56001167

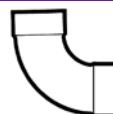
N69 Straight Male Union Connector Copper x Taper Male Thread	Dimension	Order Code
	15 x 1/2	56001170
	22 x 3/4	56001171
	28 x 1	56001172
	35 x 1 1/4	56001173
	42 x 1 1/2	56001174
	54 x 2	56001175

ENDEX WASTE FITTINGS


N1W Straight Coupling Copper x Copper	Dimension	Order Code
	35	56001400
	42	56001401
	54	56001402


N6W Reducer Male Copper x Female Copper	Dimension	Order Code
	42 x 35	56001410
	54 x 35	56001411
	54 x 42	56001412


N21W Obtuse Elbow 45deg Copper x Copper	Dimension	Order Code
	35	56001420
	42	56001421
	54	56001422


N323 Copper Bend 91.5deg Copper x Copper	Dimension	Order Code
	35	56001440
	42	56001441
	54	56001442


N359 Pitcher Tee 88.5deg All Ends For Copper	Dimension	Order Code
	35	56001450
	42	56001451
	54	56001452


N359R Pitcher Tee 88.5deg All Ends For Copper, Branch Reduced	Dimension	Order Code
	42 x 35	56001460
	54 x 35	56001461
	54 x 42	56001462

N363 Pitcher Tee 88.5deg All Ends For Copper c/w Cleaning Eye	Dimension	Order Code
	35	56001470
	42	56001471
	54	56001472


N363R Pitcher Tee 88.5deg All Ends For Copper, Branch Reduced c/w Cleaning Eye	Dimension	Order Code
	42 x 35	56001480
	54 x 35	56001481
	54 x 42	56001482

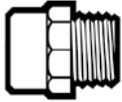
N376 Sweep Cross, 88.5% All Ends For Copper	Dimension	Order Code
	42	56001490
	54	56001491

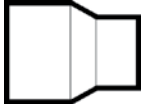
N377 Cleaning Eye Adaptor Male Copper	Dimension	Order Code
	35 x 1	56001500
	42 x 1 1/4	56001501
	54 x 1 1/2	56001502

N378 Cleaning Eye Coupling Copper x Screwed Cleaning Plug	Dimension	Order Code
	35 x 1	56001510
	42 x 1 1/4	56001511
	54 x 1 1/2	56001512


YORKSHIRE FITTINGS ENDBRAZE


N1 Straight Coupling Copper x Copper	Dimension	Order Code
	67	56500049
	76	56500050
	108	56500051
	133	56500052
	159	56500053

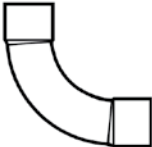
N3 Straight Male Connector Copper x Taper Male Thread	Dimension	Order Code
	67 x 2.1/2	56500069
	76 x 3	56500070
	108 x 4	56500071


N6 Reducer Male Copper x Female Copper		Dimension	Order Code
	76 x 54	56500092	
	76 x 67	56500093	
	108 x 42	56500096	
	108 x 54	56500097	
	108 x 67	56500098	
	108 x 76	56500099	
	133 x 42	56500101	
	133 x 54	56500102	
	133 x 67	56500103	
	133 x 76	56500104	
	133 x 108	56500105	
	159 x 54	56500106	
	159 x 67	56500107	
	159 x 76	56500108	
159 x 108	56500109		
159 x 133	56500110		


Dimension	Order Code
67 x 28	56500085
67 x 35	56500086
67 x 42	56500087
67 x 54	56500088
76 x 35	56500090
76 x 42	56500091


N9 Adaptor Female Copper (Imperial) x Male Copper (Metric)	Dimension	Order Code
	3 x 76	56500150
	4 x 108	56500151


N12 Elbow Copper x Copper	Dimension	Order Code
	67	56500179

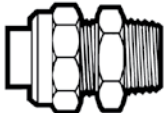
N18 Slow Bend Copper x Copper	Dimension	Order Code
	76	56500180
	108	56500181
	133	56500182
	159	56500183

N21 Obtuse Elbow 45deg Copper x Copper	Dimension	Order Code
	67	56500199
	76	56500200
	108	56500201
	133	56500202
	159	56500203

N24 Equal Tee All Ends For Copper	Dimension	Order Code
	67	56500219
	76	56500220
	108	56500221
	133	56500222
	159	56500223


N25 Tee Reduced Branch All Ends For Copper	Dimension	Order Code
	67 x 28	56500235
	76 x 35	56500239
	76 x 42	56500240
	76 x 54	56500241
	108 x 54	56500250

N61 Stop End Copper	Dimension	Order Code
	67	56500259
	76	56500260
	108	56500261

N69P Straight Male Union Connector Copper x Parallel Male Thread	Dimension	Order Code
	67 x 2.1/2	56500265

Pipe Support Systems

To compliment the Copper products contained within this guide Ashworth also offer Pipe Support Systems.



For more information please speak to one of our experienced sales advisors

GENERAL INFORMATION

- Triflow integral solder ring fittings are manufactured in accordance with EN 1254-1 and 4.
- The TPA symbol on Triflow products indicates the use of lead-free solder.
- All products meet the most stringent conditions imposed by the Water Regulations against the effect of materials on water quality as leaded solder is not used. Only lead-free solder complying with EN 29453 and ISO 9453 (S-Sn99Cu1 Tin-Copper) is used in the construction of the joint: this is factory applied to the solder groove.

APPLICATIONS AND USES

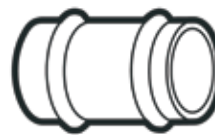
- Clyde fittings are the economical choice for low pressure systems and waste disposal in commercial and Industrial applications.
- The fitting's simplicity and versatility makes it a popular choice with installers.



SOLDER RING FITTINGS

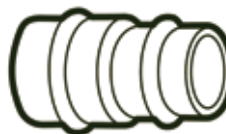
TP1 Straight Coupler Copper x Copper

Dimension	Order Code
8	48100010
10	48100011
12	48100012
15	48100013
22	48100014
28	48100015
35	48100016
42	48100017
54	48100018
67	48100019



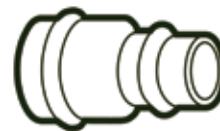
TP11M Slip Adaptor Coupling Copper (Metric) x Copper (Imperial)

Dimension	Order Code
15 x 1/2	48100030
22 x 3/4	48100034
28 x 1	48100038
35 x 1 1/4	48100042
42 x 1 1/2	48100046



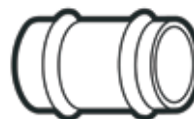
TP1R Reducing Coupling Copper x Copper

Dimension	Order Code
10 x 8	48100060
15 x 8	48100064
15 x 10	48100068
22 x 15	48100072
28 x 15	48100076
28 x 22	48100080
35 x 22	48100084
35 x 28	48100088
42 x 28	48100095
42 x 35	48100096
54 x 35	48100100
54 x 42	48100104



TP1S Slip Coupling Copper x Copper

Dimension	Order Code
15	48100120
22	48100121
28	48100122



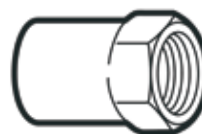
TP2 Female Straight Connector Copper x Parallel Female Thread


Dimension	Order Code
15 x 1/2	48100140
22 x 3/4	48100144
28 x 1	48100148
35 x 1 1/2	48100152
42 x 1 1/2	48100156
54 x 2	48100160

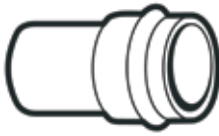


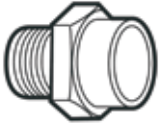
TP21C Female Reduced Straight Connector Copper x Parallel Female Thread


Dimension	Order Code
15 x 1/4	48100180

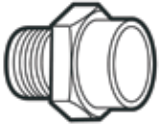



TP2W Female Wall Plate Connector Copper x Parallel Female Thread	Dimension	Order Code
	15 x 1/2	48100200


TP9 Imperial to Metric Adapter Male Copper (Metric) x Copper (Imperial)	Dimension	Order Code
	15 x 1/2	48100360
	22 x 3/4	48100362
	28 x 1	48100382


TP3 Male Straight Connector Copper x Taper Male Thread	Dimension	Order Code
	15 x 1/2	48100220
	22 x 3/4	48100224
	28 x 1	48100228
	35 x 1 1/4	48100232
	42 x 1 1/2	48100236
	54 x 2	48100240
	67 x 2 1/2	48100244

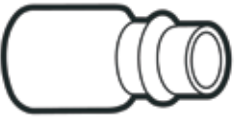
TP12 Elbow Copper x Copper	Dimension	Order Code
	8	48100400
	10	48100401
	12	48100402
	15	48100403
	22	48100404
	28	48100405
	35	48100406
	42	48100407
	54	48100408
	67	48100409


TP3LC Male Reduced Straight Connector Copper x Taper Male Thread	Dimension	Order Code
	15 x 1/4	48100250
	15 x 3/8	48100254

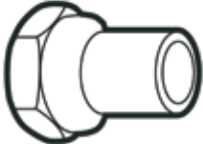
TP12S Street Elbow Male Copper x Copper	Dimension	Order Code
	15	48100420
	22	48100421
	28	48100422


TP5 Tank Connector Copper x Male Thread	Dimension	Order Code
	15 x 1/2	48100280
	22 x 3/4	48100284


TP13 Male Elbow Copper x Taper Male Thread	Dimension	Order Code
	15 x 1/2	48100440
	22 x 3/4	48100442

TP6 Fitting Reducer Male Copper x Copper	Dimension		Order Code
		35 x 15	48100314
35 x 22		48100316	
35 x 28		48100318	
42 x 15		48100320	
42 x 22		48100322	
42 x 28		48100324	
42 x 35		48100326	
54 x 15		48100328	
54 x 22		48100330	
54 x 28		48100332	
54 x 35		48100334	
54 x 42		48100336	
67 x 28	48100338		
67 x 35	48100340		
67 x 42	48100342		
67 x 54	48100344		

TP13LC Male Reduced Elbow Copper x Taper Male Thread	Dimension	Order Code
	15 x 1/4	48100460

TP7 Female Adapter Male Copper x Parallel Female Thread	Dimension	Order Code
	15 x 1/2	48100360
	22 x 3/4	48100362

TP14 Female Elbow Copper x Parallel Female Thread	Dimension	Order Code
	15 x 1/2	48100480
	22 x 3/4	48100482
	28 x 1	48100484

TP15 Female Wall Plate Elbow Copper x Parallel Female Thread	Dimension	Order Code
	15 x 1/2	48100500

SOLDER RING

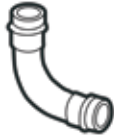


IBP TRIFLOW SOLDER RING



TP18 Slow Bend Copper x Copper

Dimension	Order Code
15	48100520
22	48100521



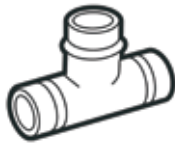
TP21 Obtuse Bend Copper x Copper

Dimension	Order Code
15	48100540
22	48100541
28	48100542
35	48100543
42	48100544
54	48100545
67	48100546



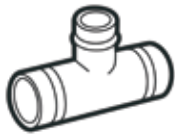
TP24 Tee - Equal Copper x Copper

Dimension	Order Code
8	48100560
10	48100561
12	48100562
15	48100563
22	48100564
28	48100565
35	48100566
42	48100567
54	48100568
67	48100569



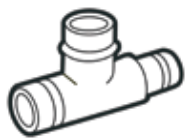
TP25 Tee - Reduced Branch Copper All Ends

Dimension	Order Code	Dimension	Order Code
15 x 15 x 10	48100584	35 x 35 x 15	48100600
22 x 22 x 15	48100588	35 x 35 x 22	48100604
28 x 28 x 15	48100592	35 x 35 x 28	48100608
28 x 28 x 22	48100596	42 x 42 x 15	48100612
		42 x 42 x 22	48100616
		42 x 42 x 28	48100620
		42 x 42 x 35	48100624
		54 x 54 x 15	48100628
		54 x 54 x 22	48100632
		54 x 54 x 28	48100636
		54 x 54 x 35	48100640
		54 x 54 x 42	48100644
		67 x 67 x 28	48100648



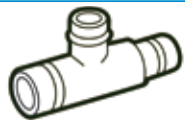
TP26 Tee - Reduced End Copper All Ends

Dimension	Order Code
22 x 15 x 22	48100660
28 x 15 x 28	48100664
28 x 22 x 28	48100668
35 x 15 x 35	48100672
35 x 22 x 35	48100676
35 x 28 x 35	48100680
42 x 28 x 42	48100684
42 x 35 x 42	48100688
54 x 42 x 54	48100692



TP27 Tee - Reduced End and Branch Copper All Ends

Dimension	Order Code
22 x 15 x 15	48100710
28 x 15 x 15	48100714
28 x 15 x 22	48100718
28 x 22 x 15	48100722
28 x 22 x 22	48100726



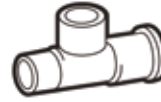
TP28 Tee - Reduced Both Ends Copper All Ends

Dimension	Order Code
15 x 15 x 22	48100740
22 x 22 x 28	48100744
42 x 42 x 54	48100748



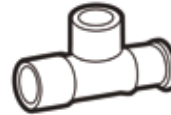
TP29 Tee with Female End Copper x Parallel Female Thread x Copper

Dimension	Order Code
15 x 1/2 x 15	48100760
22 x 3/4 x 22	48100762



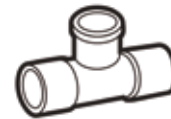
TP29R Tee with Female Reduced End Copper x Parallel Female Thread x Copper

Dimension	Order Code
22 x 1/2 x 22	48100780



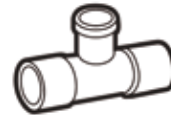
TP30 Tee with Female Branch Copper x Copper x Parallel Female Thread

Dimension	Order Code
22 x 22 x 3/4	48100790



TP30R Tee with Female Reduced Branch Copper x Copper x Parallel Female Thread

Dimension	Order Code
22 x 22 x 1/2	48100800
28 x 28 x 1/2	48100804



TAV35 Air Vent Copper

Dimension	Order Code
15	48100810



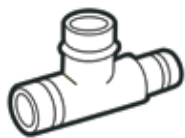
TRV35 Air Vent Male Fit

Dimension	Order Code
15	51000440



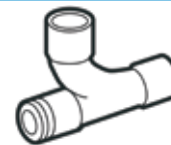
TP26 Tee - Reduced End Copper All Ends

Dimension	Order Code
22 x 15 x 22	48100660
28 x 15 x 28	48100664
28 x 22 x 28	48100668
35 x 15 x 35	48100672
35 x 22 x 35	48100676
35 x 28 x 35	48100680
42 x 28 x 42	48100684
42 x 35 x 42	48100688
54 x 42 x 54	48100692



TP37 Sweep Tee - Equal Copper All Ends

Dimension	Order Code
15	48100820



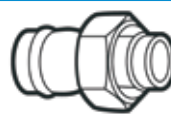
TP61 Stop End Copper


Dimension	Order Code
8	48100840
10	48100841
15	48100842
22	48100843
28	48100844
35	48100845
42	48100846
54	48100847





TP62 Straight Tap Connector Copper x Swivel Female Thread


Dimension	Order Code
15 x 1/2	48100860
15 x 3/4	48100862
22 x 3/4	48100864





TP63 Bent Tap Connector Copper x Swivel Female Thread	Dimension	Order Code
	15 x 1/2	48100880
	22 x 3/4	48100882

TP64 Bent Cylinder Union (Coned) Copper x Swivel Female Thread	Dimension	Order Code
	22 x 1	48100902
	28 x 1 1/4	48100904

TP68 Straight Cylinder Union (Coned) Copper x Swivel Female Thread	Dimension	Order Code
	15 x 3/4	48100910
	22 x 1	48100912
	28 x 1 1/4	48100914

TP70 Male Nipple (Taper)	Dimension	Order Code
	1 x 3/4	48100932
	1 1/4 x 1	48100934

TP72 Female Nipple Parallel	Dimension	Order Code
	1 1/4 x 1	48100952
	1 1/2 x 1 1/4	48100954

TP97 Sealing Washer For Use with Tap Connectors	Dimension	Order Code
	1/2	48100980
	3/4	48100981

For more information on
Conex Triflow Products call
0800 783 7680

See our full range of
Drainage Products in our
Drainage Systems
Product Guide
To request your free copy
please call your local
branch or visit:
www.ashworth.eu.com



SOLDER RING



IBP TRIFLOW SOLDER RING


GENERAL INFORMATION

The Yorkshire Potable suite of integral solder ring capillary fittings has the solid reputation of an established product range, and suits a broad spectrum of applications in the domestic, commercial and industrial sectors.

ADVANTAGES OF YPS/YP COPPER FITTINGS:


- the installer requires no additional solder.
- Light and neat, with compact dimensions
- Can often be installed in locations inaccessible to other fitting types.
- Fittings are manufactured from three different types of material – copper, gunmetal or a dezincification resistant alloy (DZR).
- Visually pleasing finish.
- Established product with a proven reputation for reliability and quality which spans more than seventy years.






Yorkshire

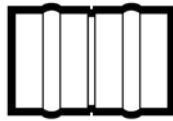
Integral Solder Ring Fittings

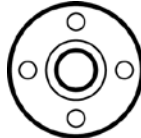





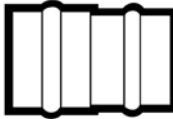
Yorkshire

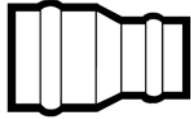
GENERAL


YPS1/YP1 Straight Coupler Copper x Copper	Dimension	Order Code
	6	43000998
	8	43000999
	10	43001000
	12	43001001
	15	42000000
	22	42000001
	28	43001003
	35	43001005
	42	43001006
	54	43001007
	67	43001008
76	44001000	
108	44001001	

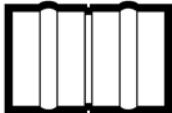
YP1FD Flanged Connector Copper x BS Flange (BS10)	Dimension	Order Code
	28	43001065
	35	43001066
	42	43001067
	54	43001068
	67	43001069

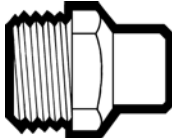
YP1FM Metric Flanged Connector Copper x BS Flange (BS4504)	Dimension	Order Code
	28	43001043
	35	43001044
	42	43001045
	54	43001046
	67	43001047
	76 (Wedge)	44001030
	108 (Wedge)	44001032

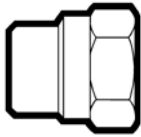
YP11M Slip Adaptor Coupling Copper (Imperial) x Copper (Metric)	Dimension	Order Code
	1/2 x 15	43001051
	3/4 x 22	43001052
	1 x 28	43001053
	1 1/4 x 35	43001054
	1 1/2 x 42	43001055


YP1R Reducing Coupling Copper x Copper	Dimension	Order Code
	15 x 10	43001030
	15 x 12	43001031
	22 x 10	43001032
	22 x 15	43001033
	28 x 15	43001034
	28 x 22	43001035
	35 x 22	43001036
	35 x 28	43001037
	42 x 28	43001038
	42 x 35	43001039
	54 x 35	43001040
	54 x 42	43001041
	Dimension	Order Code
	8 x 6	43001027
10 x 8	43001028	
15 x 8	43001029	

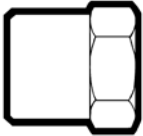
YP1EC Eccentric Reducing Coupling Copper x Copper	Dimension	Order Code
	76 x 28 (Wedge)	44001011
	76 x 42 (Wedge)	44001012
	76 x 54 (Wedge)	44001013
	108 x 76 (Wedge)	44001015

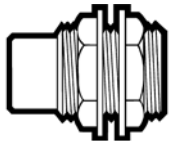
YP1 Slip Coupling, Slip Pattern Copper x Copper	Dimension	Order Code
	15	43001018
	22	43001019
	28	43001020

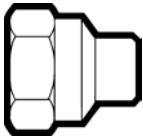
YP3LI Male Reducing Connector Reduced Copper x Taper Male Thread	Dimension	Order Code
	1/2 x 10	43001144
	1/2 x 12	43001145
	3/4 x 15	43001146
	1 x 22	43001147

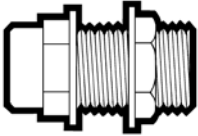
YP2 Adaptor Coupling Copper x Parallel Female Thread	Dimension	Order Code
	8 x 1/4	43001076
	15 x 1/2	43001079
	22 x 3/4	43001080
	28 x 1	43001081
	35 x 1 1/4	43001082
	42 x 1 1/2	43001083
	54 x 2	43001084

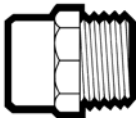
YP5 Tank Connector Copper x Parallel Male Thread c/w Backnut	Dimension	Order Code
	15 x 1/2	43001192
	22 x 3/4	43001193
	28 x 1	43001194
	35 x 1 1/4	43001195
	42 x 1 1/2	43001196
	54 x 2	43001197

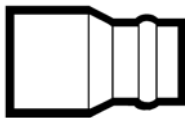
YP2LC Female Reducing Connector Copper x Reduced Parallel Female Thread	Dimension	Order Code
	12 x 1/4	43001093
	15 x 1/4	43001094
	15 x 3/8	43001095
	22 x 1/2	43001096

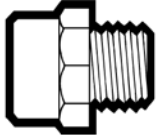
YP5DN Tank Connector Copper x Parallel Male Thread c/w Two Backnuts	Dimension	Order Code
	15 x 3/4	43001207

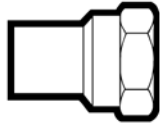
YP2LI Female Reducing Connector Reduced Copper x Parallel Female Thread	Dimension	Order Code
	1/4 x 15	43001106

YP5FC Tank Connector Copper x Parallel Male Thread c/w Backnut	Dimension	Order Code
	15 x 1/2	43001219
	22 x 3/4	43001220
	28 x 1	43001221

YP3 Straight Male Connector Copper x Taper Male Thread	Dimension	Order Code
	6 x 1/8	43001113
	8 x 1/4	43001114
	12 x 3/8	43001116
	15 x 1/2	43001117
	22 x 3/4	43001118
	28 x 1	43001119
	35 x 1 1/4	43001120
	42 x 1 1/2	43001121
	54 x 2	43001122
	67 x 2 1/2	43001123

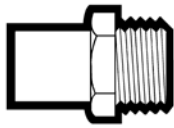
YP56/YP6 Reducer Male Copper x Copper		Dimension	Order Code
		35 x 15	43001237
		35 x 22	43001238
		35 x 28	43001239
		42 x 15	43001240
		42 x 22	43001241
		42 x 28	43001242
		42 x 35	43001243
		54 x 15	43001244
		54 x 22	43001245
		54 x 28	43001246
		54 x 35	43001247
		54 x 42	43001248
		67 x 28	43001249
		67 x 35	43001250
		67 x 42	43001251
		67 x 54	43001252
		76 x 54 (Wedge)	44001047
	76 x 67 (Wedge)	44001048	
	108 x 54 (Wedge)	44001049	
	108 x 67 (Wedge)	44001050	
	108 x 76 (Wedge)	44001051	

YP3LC Male Reducing Connector Copper x Reduced Taper Male Thread	Dimension	Order Code
	12 x 1/4	43001132
	15 x 1/4	43001133
	15 x 3/8	43001134
	22 x 1/2	43001135
	28 x 3/4	43001136

YP7 Female Adaptor Male Copper x Parallel Female Thread	Dimension	Order Code
	15 x 1/2	43001262
	22 x 3/4	43001263
	28 x 1	43001264
	35 x 1 1/4	43001265
	42 x 1 1/2	43001266
	54 x 2	43001267

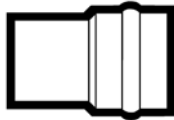
For more information on Yorkshire Fittings Solder Ring please visit:
www.yorkshirefittings.co.uk

YP8 Male Connector Male Copper x Taper Male Thread



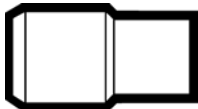
Dimension	Order Code
15 x 1/2	43001277
22 x 3/4	43001278
28 x 1	43001279
35 x 1 1/4	43001280
42 x 1 1/2	43001281
54 x 2	43001282

YP9 Imperial To Metric Adaptor Copper (Imperial) x Male Copper (Metric)



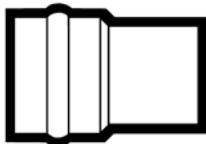
Dimension	Order Code
1/2 x 15	43001292
3/4 x 22	43001293
1 x 28	43001294
1 1/4 x 35	43001295
1 1/2 x 42	43001296
2 x 54	43001297

YP9B Non Standard Adaptor 17G Standard x Metric



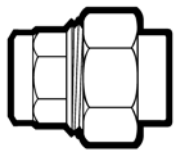
Dimension	Order Code
1/2 17G x 15	43001307

YP99 Adaptor Copper (Metric/Imperial) x Male Copper



Dimension	Order Code
15 x 1/2	43001309
22 x 3/4	43001310
28 x 1	43001311
35 x 1 1/4	43001312
42 x 1 1/2	43001313

YP11 Union Coupling Copper x Copper - Cone Joint to BS1010



Dimension	Order Code
8	43001320
15	43001323
22	43001324
28	43001325
35	43001326
42	43001327
54	43001328
67	43001329
76 (Wedge)	44001061
108 (Wedge)	44001062

YPS12/YP12 Elbow Copper x Copper



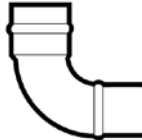
Dimension	Order Code
6	43001348
8	43001349
10	43001350
12	43001351
15	42000032
22	42000033
28	43001354
35	43001355
42	43001356
54	43001357
67	43001358

YP12R Reducing Elbow Copper x Copper



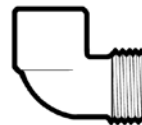
Dimension	Order Code
22 x 15	43001368
28 x 22	43001369

YPS12S/YP12S Street Elbow Copper x Male Copper



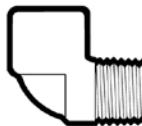
Dimension	Order Code
8	43001376
10	43001377
15	42000030
22	43001380
28	43001381
35	43001382
42	43001383

YP13 Male Elbow Copper x Taper Male Thread



Dimension	Order Code
15 x 1/2	43001393
22 x 3/4	43001394
28 x 1	43001395
35 x 1 1/4	43001396
42 x 1 1/2	43001397
54 x 2	43001398

YP13LC Reducing Male Elbow Copper x Reduced Taper Male Thread



Dimension	Order Code
15 x 1/4	43001408

YP14 Female Elbow Copper x Parallel Female Thread



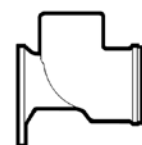
Dimension	Order Code
12 x 3/8	43001418
15 x 1/2	43001419
22 x 3/4	43001420
28 x 1	43001421
35 x 1 1/4	43001422

YP14LC Reducing Female Elbow Copper x Reduced Parallel Female Thread



Dimension	Order Code
15 x 1/4	43001432
22 x 1/2	43001433

YP15 Backplate Elbow Copper x Parallel Female Thread



Dimension	Order Code
15 x 1/2	43001443
22 x 3/4	43001444

YP15LN Backplate Elbow Copper x Parallel Female Thread	Dimension	Order Code
	15 x 1/2	43001464

YP22 Partial Crossover Copper x Male Copper	Dimension	Order Code
	15	43000083
	22	43000084

YP17 Flanged Bend Copper x Parallel Male Thread	Dimension	Order Code
	15 x 1/2	43001474
	15 x 3/4	43001475
	22 x 3/4	43001476

YP23 Full Crossover Copper x Copper	Dimension	Order Code
	15	43000140
	22	43000321

YP17FC Overflow Bend Copper x Parallel Male Thread	Dimension	Order Code
	22 x 3/4	43001487

YPS24/YP24 Equal Tee All Ends For Copper	Dimension	Order Code
	6	43001535
	8	43001536
	10	43001537
	12	43001538
	15	42000044
	22	42000045
	28	43001541
	35	43001542
	42	43001543
	54	43001544
	67	43001545
	76 (Wedge)	44001105
	108 (Wedge)	44001106

YP18 Slow Bend Copper x Copper	Dimension	Order Code
	15	43001497
	22	43001498
	28	43001499
	76 (Wedge)	44001072
	108 (Wedge)	44001073

YP24IM Slip - Adaptor Tee, Slip Pattern	Dimension	Order Code
	1/2 x 1/2 x 15	43001566
	1/2 x 1/2 x 22	43001567

YP18FD Flanged Bend	Dimension	Order Code
	76 (Wedge)	44001083
	108 (Wedge)	44001084

YP24 Slip - Equal Tee, Slip Pattern All Ends For Copper	Dimension	Order Code
	15	43001555
	22	43001556


YP20 Return Bend Copper x Copper	Dimension	Order Code
	15	43001509
	22	43001510
	28	43001511

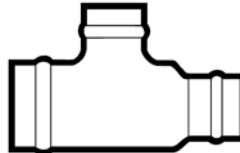
YPS25/YP25 Tee, Reduced Branch All Ends For Copper	Dimension	Order Code
	35 x 35 x 15	43001582
	35 x 35 x 22	43001583
	35 x 35 x 28	43001584
	42 x 42 x 15	43001585
	42 x 42 x 22	43001586
	42 x 42 x 28	43001587
	42 x 42 x 35	43001588
	54 x 54 x 15	43001589
	54 x 54 x 22	43001590
	54 x 54 x 28	43001591
	54 x 54 x 35	43001592
	54 x 54 x 42	43001593
	67 x 67 x 28	43001594
	76 x 76 x 42 (Wedge)	44001116
	76 x 76 x 54 (Wedge)	44001117
	108 x 108 x 54 (Wedge)	44001118
	108 x 108 x 76 (Wedge)	44001119

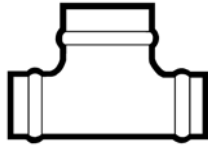
YP21 Obtuse Elbow Copper x Copper	Dimension	Order Code
	15	43001521
	22	43001522
	28	43001523
	35	43001524
	42	43001525
	54	43001526
	67	43001527
	76 (Wedge)	44001094
	108 (Wedge)	44001106

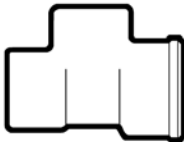
SOLDER RING

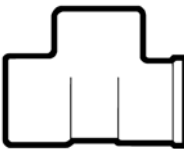
YORKSHIRE SOLDER RING FITTINGS


YP26 Tee, One End Reduced All Ends For Copper	Dimension	Order Code
	22 x 15 x 22	43001602
	28 x 15 x 28	43001604
	28 x 22 x 28	43001605
	35 x 15 x 35	43001606
	35 x 22 x 35	43001607
	35 x 28 x 35	43001608
	42 x 28 x 42	43001609
	42 x 35 x 42	43001610
	54 x 42 x 54	43001611
	67 x 54 x 67	43001612
	76 x 42 x 76 (Wedge)	44001129
76 x 54 x 76 (Wedge)	44001130	

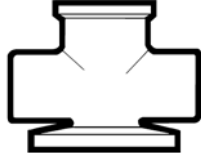
YP27 Tee, One End & Branch Reduced All Ends For Copper	Dimension	Order Code
	22 x 15 x 15	43001620
	28 x 15 x 15	43001623
	28 x 15 x 22	43001624
	28 x 22 x 15	43001625
	28 x 22 x 22	43001626
	35 x 22 x 22	43001627
	35 x 28 x 15	43001628
	35 x 28 x 22	43001629
	35 x 28 x 28	43001630
	42 x 28 x 28	43001631
	42 x 35 x 28	43001632
42 x 35 x 35	43001633	
54 x 42 x 42	43001634	

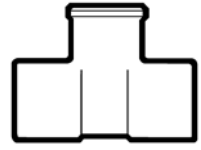
YP28 Tee, Both Ends Reduced All Ends For Copper	Dimension	Order Code
	8 x 8 x 15	43001643
	15 x 15 x 22	43001644
	22 x 22 x 28	43001646
	22 x 22 x 35	43001647
	28 x 28 x 35	43001648
	35 x 35 x 42	43001649
	42 x 42 x 54	43001650

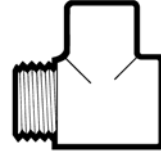
YP29 Female Tee Copper x Parallel Female Thread x Copper	Dimension	Order Code
	15 x 1/2 x 15	43001660
	22 x 3/4 x 22	43001661
	28 x 1 x 28	43001662

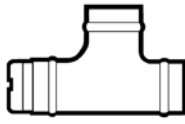
YP29R Female Tee Copper x Parallel Female Thread x Copper	Dimension	Order Code
	22 x 1/2 x 22	43001671
	28 x 1/2 x 28	43001672
	28 x 3/4 x 28	43001673
	35 x 1/2 x 35	43001674

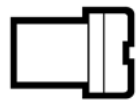
YP30 Female Tee Copper Ends x Parallel Female Branch	Dimension	Order Code
	15 x 15 x 1/2	43001684
	22 x 22 x 3/4	43001685
	28 x 28 x 1	43001686


YP30BP Backplate Tee	Dimension	Order Code
	15 x 15 x 1/2	43001712

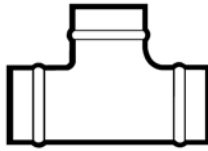
YP30R Female Tee Copper Ends x Parallel Female Branch	Dimension	Order Code
	15 x 15 x 1/4	43001696
	22 x 22 x 1/2	43001697
	28 x 28 x 1/2	43001698
	28 x 28 x 3/4	43001699
	35 x 35 x 1/2	43001700
	35 x 35 x 3/4	43001701
42 x 42 x 1/2	43001702	

YP33 Heater Tee Parallel Male Thread x Parallel Female Thread x Copper	Dimension	Order Code
	1/2 x 1/2 x 15	43001722

YP35 Air Vent Tee	Dimension	Order Code
	15	43001742

RV35 Air Release Valve Male Copper	Dimension	Order Code
	15	43001752

YP36 Corner Tee All Ends For Copper	Dimension	Order Code
	15	43001762
	22	43001763

YP37 Sweep Tee 90deg All Ends For Copper	Dimension	Order Code
	15	43001773
	22	43001774
	28	43001775
	35	43001776
	42	43001777
	54	43001778
	67	43001779
	76 (Wedge)	44001161
	108 (Wedge)	44001162

YP37R Sweep Tee, Reduced Branch All Ends For Copper	Dimension	Order Code
	22 x 22 x 15	43001789
	28 x 28 x 15	43001790
	28 x 28 x 22	43001791
	35 x 35 x 15	43001792
	35 x 35 x 22	43001793

YPS62/YP62 Tap Connector Copper x BSP Union Nut	Dimension	Order Code
	15 x 3/8	43001875
	15 x 1/2	42000095
	15 x 3/4	43001877
	22 x 1/2	43001878
	22 x 3/4	43001879

YP40 Offset Tee All Ends For Copper	Dimension	Order Code
	15 x 15 x 15	43001803
	22 x 22 x 15	43001805
	22 x 22 x 22	43001804

YP63 Bent Tap Connector Copper x BSP Union Nut	Dimension	Order Code
	15 x 3/8	43001889
	15 x 1/2	43001890
	22 x 1/2	43001891
	22 x 3/4	43001892

YP43 Double Sweep Tee All Ends For Copper	Dimension	Order Code
	15	43001815
	22	43001816
	28	43001817

YP63L Long Bent Tap Connector Copper x BSP Union Nut	Dimension	Order Code
	15 x 1/2	43001902

YP50 Cross All Ends For Copper	Dimension	Order Code
	15	43001830
	22	43001831
	28	43001832

YP64 Bent Union Adaptor Copper x BSP Union Nut	Dimension	Order Code
	15 x 3/4	43001912
	22 x 1	43001913
	28 x 1 1/4	43001914

YP60 Stop End Male Copper	Dimension	Order Code
	15	43001847

YP64CL Bent Union Adaptor Copper x BSP Union Nut	Dimension	Order Code
	15 x 3/4	43001927
	22 x 1	43001928

YP61 Stop End Copper	Dimension	Order Code
	8	43001857
	10	43001858
	12	43001859
	15	43001860
	22	43001861
	28	43001862
	35	43001863
	42	43001864
	54	43001865
	76 (Wedge)	44001172
108 (Wedge)	44001173	

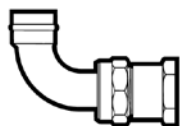
YP64M Meter Union Connector Copper x BSP Union Nut	Dimension	Order Code
	22 x 3/4	43001930

For more information call our experienced Sales Team
0800 783 7680

YP65 Bent Male Connector Copper x Taper Male Thread	Dimension	Order Code
	12 x 3/8	43001938
	15 x 1/2	43001939
	22 x 3/4	43001940
	28 x 1	43001941
	35 x 1 1/4	43001942
	42 x 1 1/2	43001943
	54 x 2	43001944

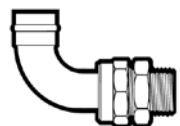


**YP65F Bent Female Union Connector
Copper x Parallel Female Thread**



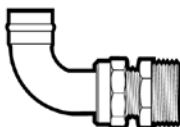
Dimension	Order Code
15 x 1/2	43001954
22 x 3/4	43001955
28 x 1	43001956
35 x 1 1/4	43001957
42 x 1 1/2	43001958
54 x 2	43001959

**YP65P Bent Male Union Connector
Copper x Parallel Male Thread**



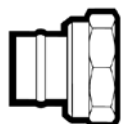
Dimension	Order Code
15 x 1/2	43001969
22 x 3/4	43001970
28 x 1	43001971

**YP65R Bent Boiler Union
Copper x Taper Male Thread**



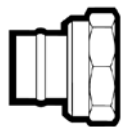
Dimension	Order Code
22 x 1	43001991

**YP68 Union Adaptor
Copper x BSP Union Nut.**



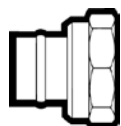
Dimension	Order Code
15 x 3/4	43002001
22 x 1	43002002
28 x 1 1/4	43002003
35 x 1 1/2	43002004
42 x 2	43002005
54 x 2 1/2	43002006

**YP68CL Union Adaptor
Copper x BSP Union Nut**



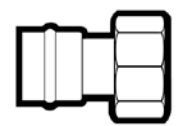
Dimension	Order Code
15 x 3/4	43002017
22 x 1	43002018
28 x 1 1/4	43002019

**YP68FF Flat Faced Union Adaptor
Copper x BSP Union Nut**



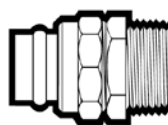
Dimension	Order Code
15 x 3/4	43002022
22 x 1	43002023

**YP68M Meter Union Connector
Copper x BSP Union Nut**



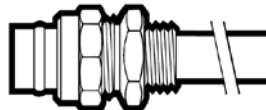
Dimension	Order Code
22 x 3/4	43000171

**YP69 Straight Male Union Connector
Copper x Taper Male Thread**



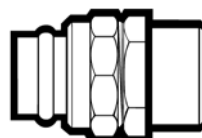
Dimension	Order Code
8 x 1/4	43002027
12 x 3/8	43002028
15 x 1/2	43002029
22 x 3/4	43002030
28 x 1	43002031
35 x 1 1/4	43002032
42 x 1 1/2	43002033
54 x 2	43002034
76 x 3 (Wedge)	44001194
108 x 4 (Wedge)	44001173

**YP69DP Straight Male Union Connector
with Dip Pipe**



Dimension	Order Code
22 x 3/4	43002044

**YP69F Straight Female Union Connector
Copper x Parallel Female Thread**



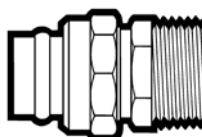
Dimension	Order Code
15 x 1/2	43002054
22 x 3/4	43002055
28 x 1	43002056
35 x 1 1/4	43002057
42 x 1 1/2	43002058
54 x 2	43002059

**YP69P Straight Male Union Connector
Copper x Parallel Male Thread**



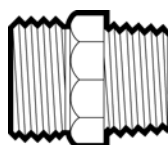
Dimension	Order Code
15 x 1/2	43002069
22 x 3/4	43002070
28 x 1	43002071
67 x 2 1/2	43002072

**YP69R Straight Boiler Union
Copper x Taper Male Thread**



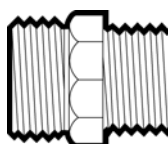
Dimension	Order Code
22 x 1	43002082

**YP70 Male Nipple Union Thread x Taper
Male Thread**



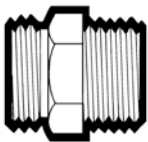
Dimension	Order Code
3/8 x 1/4	43002090
1/2 x 3/8	43002091
3/4 x 1/2	43002092
1 x 3/4	43002093
1 1/4 x 1	43002094
1 1/2 x 1 1/4	43002095
2 x 1 1/2	43002096
2 1/2 x 2	43002097

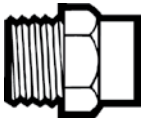
**YP70P Male Nipple Union thread x
Parallel Male Thread**

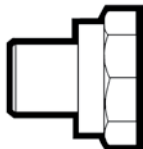



Dimension	Order Code
3/4 x 1/2	43002117
1 x 3/4	43002118
1 1/4 x 1	43002119




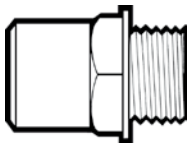
YP71 Male Nipple Union Thread x Taper Male Thread	Dimension	Order Code
	1/2	43002130
	3/4	43002131
	1	43002132
	1 1/4	43002133

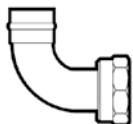
YP72 Female Nipple Union Thread x Parallel Male Thread	Dimension	Order Code
	1/2 x 3/8	43002142
	3/4 x 1/2	43002143
	1 x 3/4	43002144
	1 1/4 x 1	43002145
	1 1/2 x 1 1/4	43002146
	2 x 1 1/2	43002147
2 1/2 x 2	43002148	

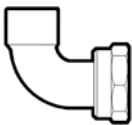
YP75 Nut and Lining Male Copper Lining with Loose Coupling Nut	Dimension	Order Code
	15 x 3/4	43002158

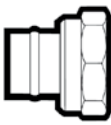
YP112 Stop End Floor Plate	Dimension	Order Code
	15	43002190
	22	43002191
	28	43002192

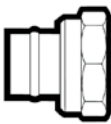
YP112A Floor Plate	Dimension	Order Code
	15	43002202

YP115 Extension Nipple	Dimension	Order Code
	1/2	43002212
	3/4	43002213

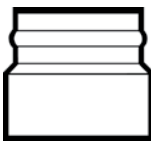
YP64 Bent Cylinder Union Copper x Union Nut	Dimension	Order Code
	15 x 3/4	43001912
	22 x 1	43001913

YP64CL Bent Cylinder Union Copper x Union Nut	Dimension	Order Code
	15 x 3/4	43001927
	22 x 1	43001928

YP68 Bent Cylinder Union Copper x Union Nut	Dimension	Order Code
	15 x 3/4	43002001
	22 x 1	43002002



YP68CL Bent Cylinder Union Copper x Union Nut	Dimension	Order Code
	15 x 3/4	43002017
	22 x 1	43002018

WASTE FITTINGS

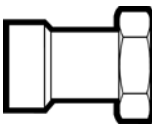
YP6W Reducer	Dimension	Order Code
	35 x 28	43007000
	42 x 35	43007001
	54 x 35	43007002
	54 x 42	43007003

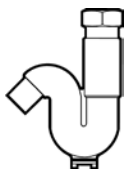
Pipe Support Systems

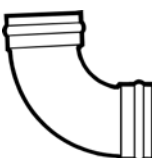
To compliment the Copper products contained within this guide Ashworth also offer Pipe Support Systems.

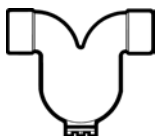



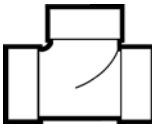
For more information please speak to one of our experienced sales advisors


YP62W Waste Connector	Dimension	Order Code
	35 x 1 1/4	43007010
	42 x 1 1/2	43007011

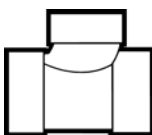
YP379 P Trap, 45deg Outlet	Dimension	Order Code
	35 x 1 1/4	43007180

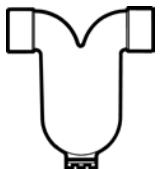
YP323 Copper Bend, 91.5deg	Dimension	Order Code
	35	43007030
	42	43007031
	54	43007032


YP404 Running Trap, 90deg Outlet	Dimension	Order Code
	42	43007185
	54	43007186

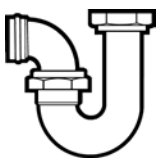
YP359 Pitcher Tee, 88.5deg	Dimension	Order Code
	35	43007060
	42	43007061
	54	43007062


YP407 Bath Trap, 88.5deg Outlet	Dimension	Order Code
	42 x 1 1/2	43007190

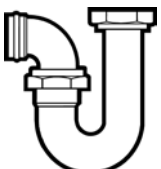
YP359R Pitcher Tee, 88.5deg	Dimension	Order Code
	42 x 42 x 35	43007090
	54 x 54 x 35	43007091
	54 x 54 x 42	43007092

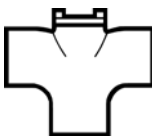
YP414 Running Trap, 90deg Outlet	Dimension	Order Code
	42	43007195
	54	43007196

YP363 Pitcher Tee, 88.5deg	Dimension	Order Code
	35	43007120
	42	43007121
	54	43007122

YP2001 Copper P Trap, 85deg Outlet	Dimension	Order Code
	35 x 1 1/4	43007250
	42 x 1 1/2	43007251

YP363R Pitcher Tee, 88.5deg	Dimension	Order Code
	42 x 42 x 35	43007150
	54 x 54 x 35	43007151
	54 x 54 x 42	43007152

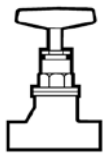
YP2002 Copper P Trap, 85deg Outlet	Dimension	Order Code
	35 x 1 1/4	43007255
	42 x 1 1/2	43007256

YP376 Sweep Tee, 88.5deg	Dimension	Order Code
	42	43007170
	54	43007171

For more information on
Yorkshire Fittings Solder Ring Fittings please visit:
www.yorkshirefittings.co.uk

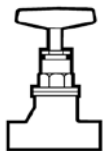
VALVES

**YP501 Stopvalve
Copper x Copper**



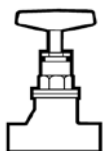
Dimension	Order Code
15	46001000
22	46001001
28	46001002

**YP501DZR Stopvalve
Copper x Copper**



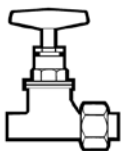
Dimension	Order Code
15	46001024
22	46001025
28	46001026

**YP501GM Gunmetal Stopvalve
Copper x Copper**



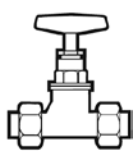
Dimension	Order Code
35	46001036
42	46001037
54	46001038

**YP505 Union Stopvalve
Copper x Copper**



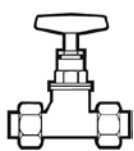
Dimension	Order Code
22	46001092

**YP508 Double Union Stopvalve
Copper x Copper**



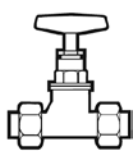
Dimension	Order Code
15	46001115
22	46001116
28	46001117

**YP508DZR Double Union Stopvalve
Copper x Copper**



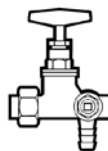
Dimension	Order Code
15	46001139
22	46001140
28	46001141

**YP508GM Gunmetal Double Union
Stopvalve Copper x Copper**



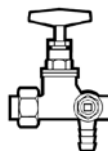
Dimension	Order Code
35	46001163
42	46001164
54	46001165

**YP515 Combined Stopvalve & Draining
Tap Copper x Copper Union Inlet**



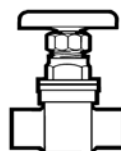
Dimension	Order Code
15	46001235

**YP515DZR Combined Stopvalve & Union
Tap Copper x Copper Union Inlet**



Dimension	Order Code
15	46001246
22	available on request

**YP415GM Gunmetal Gate Valve Copper
x Copper**




Dimension	Order Code
15	46001296
22	46001297
28	46001298
35	46001299
42	46001300
54	46001301

**YP415GMLS Gunmetal Gate Valve
Lockshield Copper x Copper**




Dimension	Order Code
15	46001311
22	46001312
28	46001313
35	46001314
42	46001315
54	46001316

**YP202 Nited Plugcock
Copper x Copper**



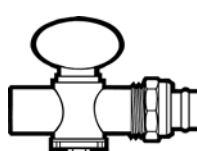
Dimension	Order Code
15	43000020
22	43000022

**YP203 Nited Plugcock with Drophead
Copper x Copper**



Dimension	Order Code
15	43000024

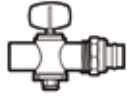
**YP205 Nited Union Plugcock
Copper x Copper**



Dimension	Order Code
15	46000056
22	46000060

YP206 Nited Union Plugcock with Drophead Copper x Copper

Dimension	Order Code
15	4600065
22	4600066



SK3 Three Ended Key For Lockshield Stopvalves

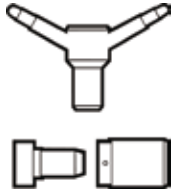
Dimension	Order Code
35 - 54	60000400



ACCESSORIES

140 Re-Rounding Tool

Dimension	Order Code
8	available on request
10	available on request
12	available on request
15	available on request
22	available on request
28	available on request
35	available on request
42	available on request
54	available on request



VK3 Three Ended Key For Gunmetal Lockshield Gate Valves

Dimension	Order Code
15 - 54	60000405



141 Tube Bender

Dimension	Order Code
6/8	available on request
10	available on request



142 Tube Straightener

Dimension	Order Code
6/8	available on request
8/10	available on request



145 Cleaning Pads

Dimension	Order Code
Pack of 2	60000052



CM4 Heat Resistant Mat

Dimension	Order Code
300 x 250	available on request



CM5 Heat Resistant Mat

Dimension	Order Code
300 x 200	60000152



SK2 Three Ended Key For Lockshield Stopvalves

Dimension	Order Code
15 - 28	60000425



SOLDER RING



YORKSHIRE SOLDER RING FITTINGS

GENERAL INFORMATION

The Yorkshire General High Duty (GHD) range of capillary fittings is specially designed for jointing copper and copper alloy tubes that need to operate at higher temperatures or pressures than are permissible with soft solder joints.

The range, available in sizes from 6mm to 54mm, is manufactured from gunmetal and contains an integral cadmium-free silver brazing alloy, complying with the compositional requirements of BS EN 1044 alloy Ag103 (formerly BS 1845 alloy Ag14).

The GHD range should be used for high temperature heating services such as steam and condensate pipelines.

The range is also suitable for use in air conditioning services, vacuum, refrigeration and cryogenic applications; vehicle braking systems; and nitrogen and oxygen gas lines.

GHD fittings are available degreased and individually bagged.

Additionally, the joint characteristics ensure GHD fittings can be used for hydraulic services where vibration and stresses are exerted, and for specialist services where high temperatures and pressures exist singly or in combination.

The heating temperature of 700°C is lower than that required to make a brass brazed joint, thus reducing the risk of overheating the tube and fitting.



FM 27630



QUALITY SYSTEMS Yorkshire Fitting Limited is a British Standards Institution registered company.



INTERNATIONAL STANDARDS ORGANISATION
International standards are conformed to where appropriate.



EVALUATED BY WRAS
The Yorkshire integral solder ring, wedge ring and valves ranges have been certified by WRAS and are audited periodically.


We also supply the following Yorkshire ranges:



Yorkshire Fittings XPress



Yorkshire Fittings Tectite



Yorkshire Fittings Kuterlite



Yorkshire Fittings Endbrazed



Yorkshire Fittings Solder Ring

Call free on **0800 783 7680**

1GHD Straight Coupling Copper x Copper	Dimension	Order Code
	6	45000000
	8	45000001
	12	45000002
	15	45000003
	22	45000004
	28	45000005
	35	45000006
	42	45000007
	54	45000008

1RGHD Reducing Coupling Copper x Copper	Dimension	Order Code
	12 x 8	45000020
	15 x 8	45000021
	15 x 12	45000022
	22 x 15	45000023
	28 x 22	45000024

2GHD Straight Female Connector Copper x Parallel Female Thread	Dimension	Order Code
	8 x 1/4	45000025
	15 x 1/2	45000026
	22 x 3/4	45000027
	28 x 1	45000028

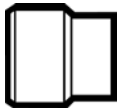
3GHD Straight Male Connector Copper x Taper Male Thread	Dimension	Order Code
	8 x 1/4	45000040
	15 x 1/2	45000041
	22 x 3/4	45000042
	28 x 1	45000043
	42 x 1 1/2	45000044
54 x 2	45000045	

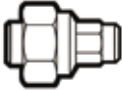
6GHD Reducer Male Copper x Copper	Dimension	Order Code
	8 x 6	45000046
	12 x 8	45000047
	15 x 8	45000048
	15 x 12	45000049
	22 x 15	45000050
	28 x 15	45000051
	28 x 22	45000052
	35 x 28	45000053
	42 x 28	45000054
	42 x 35	45000055
	54 x 28	45000056
	54 x 42	45000057

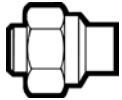
7GHD Adaptor Male Copper x Parallel Female Thread	Dimension	Order Code
	15 x 1/2	45000070
	22 x 3/4	45000071


8GHD Adaptor Male Copper x Taper Male Thread	Dimension	Order Code
	15 x 1/2	45000072
	22 x 3/4	45000073




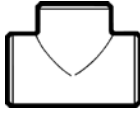
9GHD Adaptor Copper (Imperial) x Copper (Metric)	Dimension	Order Code
	1/2 x 15	45000197
	3/4 x 22	45000198
	1 x 28	45000199
	1 1/4 x 35	45000200


11GHD Union Coupling Copper x Copper	Dimension	Order Code
	8	45000074
	12	45000075
	15	45000076
	22	45000077
	28	45000078
	35	45000079
	42	45000080

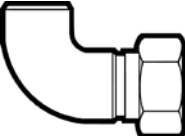
11SGHD Street Union Coupling Copper x Male Copper	Dimension	Order Code
	12	45000090
	15	45000091


12GHD Elbow Copper x Copper	Dimension	Order Code
	8	45000093
	12	45000094
	15	45000095
	22	45000096
	28	45000097
	35	45000098
	42	45000099
54	45000100	


20GHD Return Bend Copper x Copper	Dimension	Order Code
	28	45000101
	35	45000102

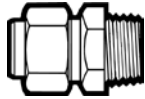
24GHD Equal Tee All Ends For Copper	Dimension	Order Code
	8	45000103
	12	45000104
	15	45000105
	22	45000106
	28	45000107
	35	45000108
	42	45000109
	54	45000110

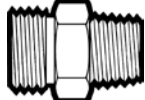
61GHD Stop End Copper	Dimension	Order Code
	15	45000130

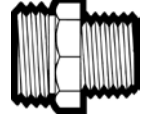
64GHD Bent Union Adaptor Copper x Union Nut	Dimension	Order Code
	8 x 3/8	45000140
	12 x 1/2	45000141
	15 x 1/2	45000142
	22 x 3/4	45000143
	28 x 1	45000144

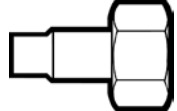
65GHD Bent Male Union Adaptor Copper x Taper Male Thread	Dimension	Order Code
	8 x 1/4	45000145
	12 x 3/8	45000146
	15 x 1/2	45000147
	22 x 3/4	45000148
	28 x 1	45000149


68GHD Straight Union Adaptor Copper x Union Nut	Dimension	Order Code
	6 x 1/4	45000150
	8 x 3/8	45000160
	12 x 1/2	45000161
	15 x 3/4	45000162
	22 x 1	45000163
	28 x 1 1/4	45000164
	35 x 1 1/2	45000165
	42 x 2	45000166


69GHD Straight Male Union Connector Copper x Taper Male Thread	Dimension	Order Code
	6 x 1/8	45000167
	8 x 1/4	45000168
	12 x 3/8	45000169
	15 x 1/2	45000170
	22 x 3/4	45000171
	28 x 1	45000172
	35 x 1 1/4	45000173
	42 x 1 1/2	45000174

70GHD Male Hexagon Nipple Union Thread x Taper Male Thread 60deg Cone	Dimension	Order Code
	1/4 x 1/8	45000175
	3/8 x 1/4	45000176
	1/2 x 3/8	45000177
	3/4 x 1/2	45000178
	1 x 3/4	45000179
	1 1/4 x 1	45000180
	1 1/2 x 1 1/4	45000181
	2 x 1 1/2	45000182

70PGHD Male Hexagon Nipple Union Thread x Parallel Male Thread 60deg Cone	Dimension	Order Code
	3/8 x 1/4	45000183
	1/2 x 3/8	45000184
	3/4 x 1/2	45000185
	1 x 3/4	45000186
	1 1/4 x 1	45000187
	1 1/2 x 1 1/4	45000188
	2 x 1 1/2	45000189

75GHD Nut & Lining	Dimension	Order Code
	8 x 3/8	45000190
	15 x 3/4	45000191
	22 x 1	45000192

77GHD Union Adaptor Male Copper x Union Thread 60deg Cone	Dimension	Order Code
	12 x 1/2	45000193
	15 x 3/4	45000194
	22 x 1	45000195

150GHD Bulkhead Straight Union Connector Copper x Copper	Dimension	Order Code
	15	45000196

FLUXES AND SOLDER / ACCESSORIES

130 Yorkshire Flux	Pack	Order Code
	100g	60000154
	500g	60000155

131 Traditional Craftsman's Flux	Pack	Order Code
	100g	60000150
	500g	60000151

130 GHD High Duty Flux Ready Mix Paste	Pack	Order Code
	500g	60000100

Powerflow Flux	Pack	Order Code
	50g	60150975
	100g	60150980
	350g	60150985

Fluxite	Pack	Order Code
	100g	60000001
	450g	60000003

La-co Regular Flux	Pack	Order Code
	60g	PBZFX220
	125g	PBZFX222
	475g	PBZFX225

Everflux	Bottle	Order Code
	80ml	60000101
	250ml	60000102

Baker's No.3 Soldering Fluid	Pack	Order Code
	125g	PBZFX013
	250g	PRZFX260
	500g	PBZFX261

Plumbing Solder Bar	Pack	Order Code
	500g	60000030

Plumbing Solder Wire	Pack	Order Code
	500g	60000031

Lead Free Plumbing Solder Wire	Pack	Order Code
	500g	60000033

Steel Wool	Pack	Order Code
	450g Pack	60000050

Roll of PTFE Threadseal Tape BS7786 Grade L	Dimension	Order Code
	12 x 12 x 0.75	60151235

Roll of PTFE Gas Threadseal Tape BS7786 Grade H	Dimension	Order Code
	12 x 5 x 0.2	60151255

Copper Bending Spring	Dimension	Order Code
	15	12000520
	22	12000522
	28	12000524

Copper Pipe Slice	Dimension	Order Code
	15	12005074
	22	12005076
	28	TPR88812

Auto Copper Tube Cutter	Dimension	Order Code
	Tube Cutter No.30	PBZTL587
	Tube Cutter No.35	PBZTL589
	Tube Cutter No.50	PBZTL721
	Tube Cutter Minicut	PBZTL596
	Spring Loaded Tube Cutter	TPR70030

Ashworth

supplies a full range of Fluxes, Solder and accessories!



CALL 0800 783 7680 IF YOU CANNOT FIND WHAT YOU ARE LOOKING FOR!

GENERAL INFORMATION

The Victaulic grooved end piping system is the most versatile, economical and reliable mechanical pipe joining system available.

By specifying and installing Victaulic, engineers, owners and installation contractors conserve time and financial resources through:

- Compressed project schedules
- Lowered total installed cost
- Safer work environment
- Reduced system downtime

BENEFITS OF THE GROOVED SYSTEMS:

- Rigidity
- Noise and vibration attenuation
- System maintenance and expansion
- Flexibility
- Seismic stress absorption
- Alignment ease

Style 606 Grooved Coupling For Copper Tubing	Dimension	Order Code
	54	09200000
	64	available on request
	67	09200010
	76	09200020
	89	available on request
	108	09200030
	133	09200040
	159	09200050

Style 610 Grooved Copper Elbow	Dimension	Order Code
	54	09200280
	64	available on request
	67	09200290
	76	09200300
	89	09200305
	108	09200310
	133	09200320
159	09200330	

Style 611 45deg Grooved Copper Elbow	Dimension	Order Code
	54	09200340
	64	available on request
	67	09200350
	76	09200360
	89	available on request
	108	09200370
	133	09200380
159	09200390	

Style 620 Grooved Copper Tee	Dimension	Order Code
	54	09200400
	64	available on request
	67	09200410
	76	09200420
	89	09200425
	108	09200430
	133	09200440
159	09200450	

Style 625 Grooved Copper Reducing Tee Grooved x Grooved	Dimension	Order Code
	108 x 67	09200220
	108 x 76	09200230
	133 x 54	available on request
	133 x 64	available on request
	133 x 76	09200240
	133 x 108	09200250
	159 x 54	available on request
	159 x 67	available on request
	159 x 76	available on request
	159 x 108	09200260
159 x 133	09200270	

Style 626 Grooved Copper Reducing Tee Grooved x Grooved x Cup	Dimension	Order Code
	67 x 35	09200605
	67 x 42	09200610
	76 x 35	09200615
	76 x 42	09200620
	108 x 35	09200625
	108 x 42	09200630
	133 x 35	available on request
	133 x 42	available on request
	159 x 35	available on request
	159 x 42	available on request

Style 641 Copper Connection Vic-Flange Adapter	Dimension	Order Code
	54	09200460
	64	available on request
	67	09200470
	76	09200480
	89	09200485
	108	09200490
	133	09200500
	159	09200510

Style 650 Grooved Copper Concentric Reducer Grooved x Grooved	Dimension	Order Code
	89 x 64	available on request
	89 x 76	09200105
	108 x 54	09200108
	108 x 64	available on request
	108 x 67	09200110
	108 x 76	09200120
	108 x 89	09200121
	133 x 76	09200130
	133 x 108	09200140
	159 x 54	available on request
159 x 64	available on request	
159 x 67	available on request	
159 x 108	09200150	
159 x 133	09200160	

Style 652 Grooved Copper Concentric Reducer Grooved x Cu72p	Dimension	Order Code
	54 x 35	09200059
	54 x 42	09200060
	67 x 35	09200078
	67 x 42	09200079

Style 660 Grooved Copper Cap	Dimension	Order Code
	54	09200550
	64	available on request
	67	09200552
	76	09200554
	89	09200556
	108	09200558
	133	09200560
	159	09200562

GROOVED

VICTAULIC

VICTAULIC

VICTAULIC plumbing SYSTEMS

Increase productivity and reduce rework

Increase productivity and reduce rework by choosing to use Victaulic mechanical pipe joining systems on your next plumbing project.

Reduce rework on site by installing Victaulic flame-free mechanical pipe joining systems. By eliminating the need to braze or solder plumbing systems, contractors reduce rework on site by 10–15 percent.


Victaulic mechanical systems are the fastest joining method available installing nearly twice as fast as welding, brazing and soldering and 20 percent faster than “press” products.

Available in copper, stainless steel or galvanized, Victaulic grooved mechanical pipe joints provide a union at every joint for fast assembly and disassembly for on-site rework and maintenance.

Reduce risk on site by eliminating safety concerns associated with open-flame joining methods. By choosing Victaulic mechanical joining systems contractors:

- » eliminate costs associated with fire watches
- » eliminate the need for tanks and torches on site
- » eliminate hazardous flames and fumes

For more information on how Victaulic products enhance work-site safety, visit www.victaulic.com/safety.



Victaulic mechanical joining systems are available in 15–600mm sizes and are ideal for use in plumbing applications including:

- » Potable water systems
- » Storm water systems
- » Roof drain systems
- » Vacuum plumbing systems
- » Drain, waste and vent systems

For more information on Victaulic Plumbing Systems, visit www.victaulic.com/plumbing.

Units B1 & B2, SG1 Industrial Park
Cockerell Close, Gunnels Wood Road
Stevenage, Hertfordshire, SG1 2NB (UK)
+44 -(0)-143 8-310-690
+44 -(0)-143 8-310-699 (fax)


Piping. Systems. Solutions.

BRANCHES

Bellshill

Marion Street, Off Main Street, Mossend,
Bellshill ML4 1EB
Main Tel No: 01698 742839
Fax No: 01698 745820

Bristol

Unit 9, Oak Lane,
Fishponds Trading Estate,
Bristol BS5 7UY
Main Tel No: 0117 961 7000
Fax No: 0117 961 7001

Leeds

Jawbone Industrial Estate, Wood Lane,
Rothwell, Leeds LS26 0RS
Main Tel No: 0113 282 0002
Fax No: 0113 282 5572

Radcliffe

Higher Ainsworth Road,
Radcliffe, Manchester M26 4AF
Main Tel No: 0161 723 3468
Fax No: 0161 724 6800

Rochester

Neptune Way, Medway City Estate,
Rochester, Kent ME2 4NA
Main Tel No: 01634 290731
Fax No: 01634 290778

Wednesfield

Neachells Lane, Wednesfield,
Wolverhampton WV11 3QF
Main Tel No: 01902 867400
Fax No: 01902 867499

White City

3/5 Silver Road, Off Ariel Way,
White City, London W12 7SG
Main Tel No: 0208 600 3210
Fax No: 0208 600 3232



Ashworth

SUPPLYING MECHANICAL SERVICES
AND PROCESS CONTRACTORS