

brother

500 SERIES
600 SERIES
600UL SERIES

エア式テープカッター装置 (TC1 装置・TC2 装置)

AIR TYPE TAPE CUTTER DEVICE

DRUCKLUFTBETÄTIGTE BANDABSCHNEIDEVORRICHTUNG

COUPE-RUBAN DE TYPE A AIR

CORTADOR DE CINTAS A AIRE

パーツブック

PARTS BOOK


TEILEKATALOG

LIVRE DES PIECES

LIBRO DE REFERENCIA DE PIEZAS




パーツブックご利用に際して

1. 組単位で補給する部品は、 破線で示しております。
2. この本は1991年4月のデータにもとづいて作成されたものです。
3. 部品は予告なしに設計変更される場合があります。

目 次

| | |
|--------------------------|---|
| A1. テープカッターエアー関係..... | 2 |
| A2. テープカッターエアー関係..... | 4 |
| B. T.Cエアーコントローラー関係 | 6 |
| 索引..... | 7 |
| ゲージ部品..... | 8 |


Notes for using this parts book

1. Parts supplied as complete assemblies are circled by a dotted line  .
2. This book was prepared based on information available in April 1991.
3. Parts are subject to changes in design without prior notice.

CONTENTS

| | |
|--|---|
| A1. Air type tape cutter mechanism | 2 |
| A2. Air type tape cutter mechanism | 4 |
| B. Air type tape cutter controller mechanism | 6 |
| INDEX | 7 |
| GAUGE PARTS | 8 |

Hinweise zur Verwendung dieser Teilleiste

1. Die Teile die als kompletter Satz geliefert werden, sind mit einer  gestrichelten Linie umrandet.
2. Dieses Buch basiert auf den Informationen vom April 1991.
3. Modelländerungen sind vorbehalten.

INHALTSVERZEICHNIS

| | |
|---|---|
| A1. Druckluftbetätigte Bandabschneidereinheit | 2 |
| A2. Druckluftbetätigte Bandabschneidereinheit | 4 |
| B. Bandabschneidersteuerung | 6 |
| VERZEICHNIS | 7 |
| LEHREN | 8 |

Notes sur l'utilisation de ce manuel de pièces détachées



1. Les pièces fournies en tant qu'assemblages complets sont encadrées avec un trait pointillé .
2. Ce manuel a été fait d'après les renseignements valables au mois de Avril 1991.
3. Les pièces peuvent être sujettes à des modifications sans préavis.

TABLE DES MATIERES

| | |
|---|---|
| A1. Mécanisme coupe-ruban de type à air | 2 |
| A2. Mécanisme coupe-ruban de type à air | 4 |
| B. Mécanisme de contrôleur de coupe-ruban de type à air | 6 |
| INDEX | 7 |
| PIECES D'ECARTEMENT | 8 |

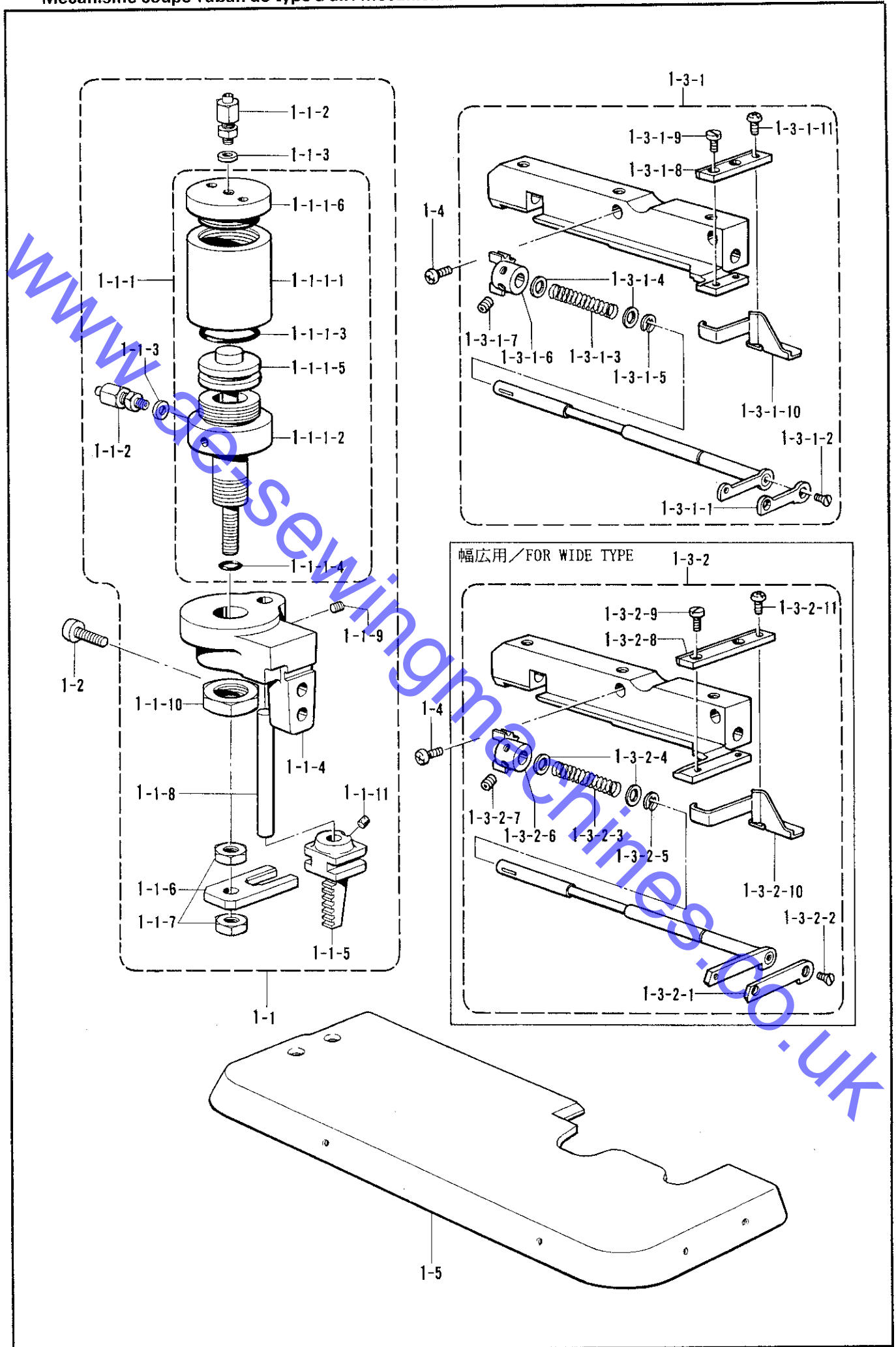
Notas para usar este Manual de Piezas

1. Las piezas suministradas como conjuntos completos se enmarcan con una línea punteada .
2. Este libro ha sido compilado basándose en los datos de que se disponía en abril 1991.
3. Las piezas quedan sujetas a cambios de diseño sin aviso previo.

INDICE

| | |
|---|---|
| A1. Mecanismo cortador de cintas a aire | 2 |
| A2. Mecanismo cortador de cintas a aire | 4 |
| B. Mecanismo controlador de cortador de cintas a aire | 6 |
| INDICE | 7 |
| PIEZAS CALIBRADORAS | 8 |

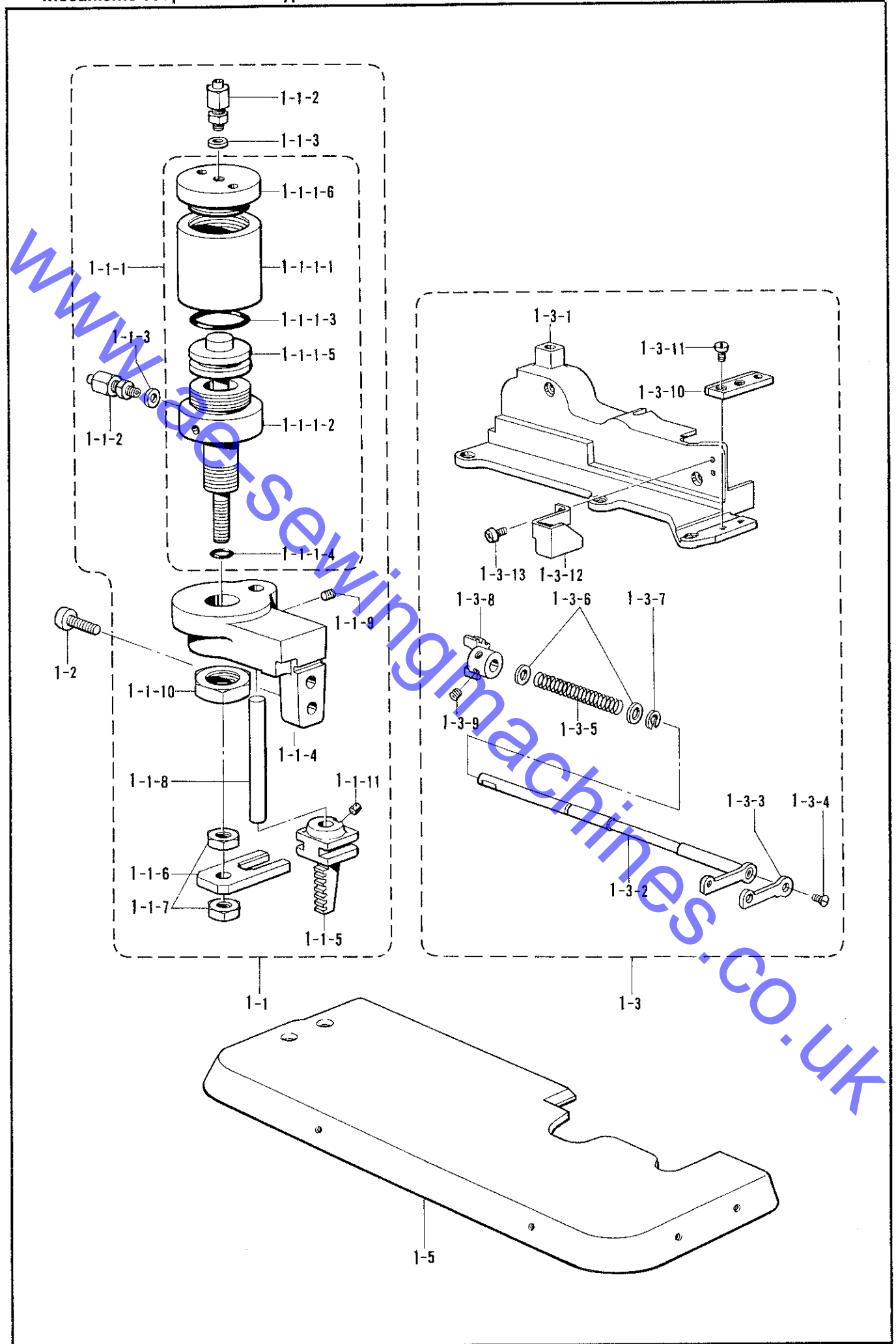
A1. テープカッターエア関係 / Air type tape cutter mechanism / Druckluftbetätigte Bandabschneidereinheit / Mécanisme coupe-ruban de type à air / Mecanismo cortador de cintas a aire



A1. テープカッターエア-関係 / Air type tape cutter mechanism / Druckluftbetätigte Bandabschneidereinheit /
 Mécanisme coupe-ruban de type à air / Mecanismo cortador de cintas a aire

| REF.NO. | CODE | Q'TY | ヒンメイ | NAME OF PARTS | RMKS |
|--|-----------|------|-------------------------------|---|------|
| < FOR B511, 531, 551 > | | | | | |
| 1 | 147965101 | 1 | テープカッターエアークミ (スタンダード"ト"ヨウ) | TAPE CUTTER AIR ASSEMBLY (FOR STANDARD) | |
| 1 | 155357101 | 1 | テープカッターエアークミ (ハバ"ヒロヨウ) | TAPE CUTTER AIR ASSEMBLY (FOR WIDE TAPE) | |
| < FOR B561, 571, 581 > | | | | | |
| 1 | 149165101 | 1 | テープカッターエアークミ | TAPE CUTTER AIR ASSEMBLY | |
| < FOR B641, 651, 661 > | | | | | |
| 1 | 158439101 | 1 | テープカッターエアークミ | TAPE CUTTER AIR ASSEMBLY | |
| 1-1 | 147840009 | 1 | エアークト"ウクミ | AIR DRIVING ASSEMBLY | |
| 1-1-1 | 147408001 | 1 | エア-シリンダ"クミ | AIR CYLINDER ASSEMBLY | |
| 1-1-1-1 | 147409001 | 1 | エア-シリンダ"タイ | AIR CYLINDER COLLAR | |
| 1-1-1-2 | 147410001 | 1 | エア-シリンダ"フタD | AIR CYLINDER CAP (D) | |
| 1-1-1-3 | 081017670 | 1 | Oリング"PW17 | O RING PW17 | |
| 1-1-1-4 | 081008070 | 1 | Oリング"P8 | O RING P8 | |
| 1-1-1-5 | 147411001 | 1 | ベンジ"ククミ | VALVE SHAFT ASSEMBLY | |
| 1-1-1-6 | 147414001 | 1 | エア-シリンダ"フタU | AIR CYLINDER CAP (U) | |
| 1-1-2 | 146697001 | 2 | オスコネクター"クミ | MALE CONNECTOR ASSEMBLY | |
| 1-1-3 | 146699000 | 2 | パ"ツキン | PACKING | |
| 1-1-4 | 151066009 | 1 | エア-シリンダ"クミト"タイ | AIR CYLINDER BRACKET | |
| 1-1-5 | 147391001 | 1 | ラック | RACK | |
| 1-1-6 | 147794001 | 1 | ラックアンナイ"イタ | RACK GUIDE PLATE | |
| 1-1-7 | 021080202 | 2 | 2シユナツ"8 | NUT 8 | |
| 1-1-8 | 147393001 | 1 | ラックアンナイ"ボ"ウ | LACK GUIDE BAR | |
| 1-1-9 | 014680422 | 1 | アナトメネジ"4.37クホ"ミ | SET SCREW 4.37 | |
| 1-1-10 | 152999001 | 1 | ナツト16 | NUT 16 | |
| 1-1-11 | 147916000 | 1 | フェルト | FELT | |
| 1-2 | 062761612 | 2 | ナヘ"コ595-28X16 | SCREW 595X16 | |
| < スタンダード"ヨウ / FOR STANDARD > | | | | | |
| 1-3-1 | 147842001 | 1 | テープカッタソウチ"クミ | TAPE CUTTER ASSEMBLY | |
| 1-3-1-1 | 147399101 | 1 | テープカッタウ"ワハ | TAPE CUTTER UPPER BLADE | |
| 1-3-1-2 | 141542001 | 2 | サラネジ"3.18 | SCREW 3.18 | |
| 1-3-1-3 | 147394001 | 1 | テープカッタシ"クハ"ネ | SPRING | |
| 1-3-1-4 | 147792001 | 2 | サ"カ"ネ | WASHER | |
| 1-3-1-5 | 147401001 | 1 | トメフC | STOP RING (C) | |
| 1-3-1-6 | 147403001 | 1 | ピ"ニオン | PINION | |
| 1-3-1-7 | 014680422 | 2 | アナトメネジ"4.37クホ"ミ | SET SCREW 4.37 | |
| 1-3-1-8 | 147405001 | 1 | テープカッタシ"タハ | TAPE CUTTER LOWER BLADE | |
| 1-3-1-9 | S01933001 | 2 | シメネジ"3.18X4 | SCREW 3.18X4 | |
| 1-3-1-10 | 147407001 | 1 | ウワハカハ"ー | UPPER BLADE COVER | |
| 1-3-1-11 | 062670612 | 1 | ナヘ"コ357-40X6 | SCREW 357X6 | |
| < ハバ"ヒロヨウ / FOR WIDE TYPE : B511, 531, 551 > | | | | | |
| 1-3-2 | 155350001 | 1 | テープカッタソウチ"クミ | TAPE CUTTER ASSEMBLY | |
| 1-3-2-1 | 155353101 | 1 | テープカッタウ"ワハ | TAPE CUTTER UPPER BLADE | |
| 1-3-2-2 | 141542001 | 2 | サラネジ"3.18 | SCREW 3.18 | |
| 1-3-2-3 | 147394001 | 1 | テープカッタシ"クハ"ネ | SPRING | |
| 1-3-2-4 | 147792001 | 2 | サ"カ"ネ | WASHER | |
| 1-3-2-5 | 147401001 | 1 | トメフC | STOP RING (C) | |
| 1-3-2-6 | 147403001 | 1 | ピ"ニオン | PINION | |
| 1-3-2-7 | 014680422 | 2 | アナトメネジ"4.37クホ"ミ | SET SCREW 4.37 | |
| 1-3-2-8 | 155354001 | 1 | テープカッタシ"タハ | TAPE CUTTER LOWER BLADE | |
| 1-3-2-9 | S01933001 | 2 | シメネジ"3.18X4 | SCREW 3.18X4 | |
| 1-3-2-10 | 155355001 | 1 | ウワハカハ"ー | UPPER BLADE COVER | |
| 1-3-2-11 | 062670612 | 1 | ナヘ"コ357-40X6 | SCREW 357X6 | |
| 1-4 | 062671012 | 2 | ナヘ"コ357-40X10 | SCREW 357X10 | |
| 1-5 | * | 1 | クロスプレート | CLOTH PLATE | |

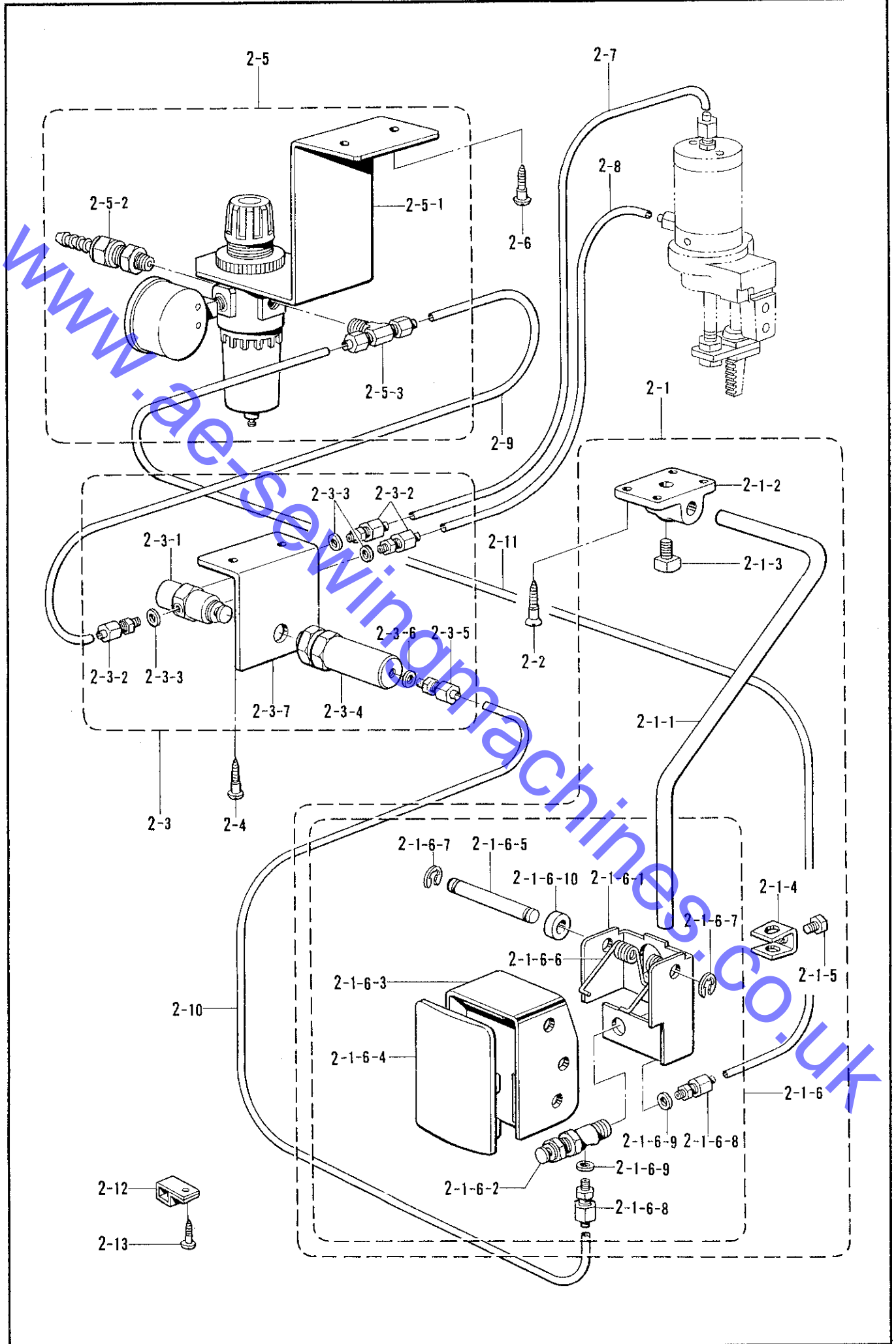
A2. テープカッターエア関係/Air type tape cutter mechanism/Druckluftbetätigte Bandabschneidereinheit/
 Mécanisme coupe-ruban de type à air/Mecanismo cortador de cintas a aire



A2. テープカッターエア関係 / Air type tape cutter mechanism / Druckluftbetätigte Bandabschneidereinheit /
 Mécanisme coupe-ruban de type à air / Mecanismo cortador de cintas a aire

| REF.NO. | CODE | Q'TY | ヒンメイ | NAME OF PARTS | RMKS |
|---------------------------------------|-----------|------|---------------|--------------------------|------|
| < FOR B673, 674, 683, 684, 693, 694 > | | | | | |
| 1 | S01098201 | 1 | テープカッターエアークミ | TAPE CUTTER AIR ASSEMBLY | |
| 1-1 | S01124009 | 1 | エアークトウクミ | AIR DRIVING ASSEMBLY | |
| 1-1-1 | S01215001 | 1 | エアシリンダクミ | AIR CYLINDER ASSEMBLY | |
| 1-1-1-1 | S01216001 | 1 | エアシリンダタイ | AIR CYLINDER COLLAR | |
| 1-1-1-2 | 147410001 | 1 | エアシリンダフタD | AIR CYLINDER CAP (D) | |
| 1-1-1-3 | 081017670 | 1 | OリングPW17 | O RING PW17 | |
| 1-1-1-4 | 081008070 | 1 | OリングP8 | O RING P8 | |
| 1-1-1-5 | 147411001 | 1 | バルブシャフトクミ | VALVE SHAFT ASSEMBLY | |
| 1-1-1-6 | 147414001 | 1 | エアシリンダフタU | AIR CYLINDER CAP (U) | |
| 1-1-2 | 146697001 | 2 | オスコネクタークミ | MALE CONNECTOR ASSEMBLY | |
| 1-1-3 | 146699000 | 2 | パッキン | PACKING | |
| 1-1-4 | S01125009 | 1 | エアシリンダクミトタイ | AIR CYLINDER BRACKET | |
| 1-1-5 | 147391001 | 1 | ラック | RACK | |
| 1-1-6 | 147794001 | 1 | ラックアンナイイタ | RACK GUIDE PLATE | |
| 1-1-7 | 021080202 | 2 | 2シユナツト8 | NUT 8 | |
| 1-1-8 | 147393001 | 1 | ラックアンナイホウ | LACK GUIDE BAR | |
| 1-1-9 | 014680422 | 1 | アナトメネシ4.37クホミ | SET SCREW 4.37 | |
| 1-1-10 | 152999001 | 1 | ナツト16 | NUT 16 | |
| 1-1-11 | 147916000 | 1 | フェルト | FELT | |
| 1-2 | 062761612 | 2 | ナヘコ595-28X16 | SCREW 595X16 | |
| 1-3 | S05716001 | 1 | テープカッターソウチクミ | TAPE CUTTER ASSEMBLY | |
| 1-3-1 | S05187001 | 1 | ウツオクリカバー | TOP FEED COVER | |
| 1-3-2 | S00364001 | 1 | テープカッターシャフト | TAPE CUTTER SHAFT | |
| 1-3-3 | 147399101 | 1 | テープカッターウツハ | TAPE CUTTER UPPER BLADE | |
| 1-3-4 | 141542001 | 2 | サラネシ3.18 | SCREW 3.18 | |
| 1-3-5 | S00365001 | 1 | テープカッターウツハバネ | SPRING | |
| 1-3-6 | 147792001 | 2 | サカネ | WASHER | |
| 1-3-7 | 147401001 | 1 | トメワC | STOP RING (C) | |
| 1-3-8 | 147403001 | 1 | ピニオン | PINION | |
| 1-3-9 | 014680422 | 2 | アナトメネシ4.37クホミ | SET SCREW 4.37 | |
| 1-3-10 | 147405001 | 1 | テープカッターシタハ | TAPE CUTTER LOWER BLADE | |
| 1-3-11 | S01933001 | 2 | シメネシ3.18X4 | SCREW 3.18X4 | |
| 1-3-12 | S00367001 | 1 | ウツハカバー | UPPER BLADE COVER | |
| 1-3-13 | 062660412 | 1 | ナヘコ318-40X4 | SCREW 318X4 | |
| 1-5 | * | 1 | クロスプレート | CLOTH PLATE | |

B. T. Cエアークントローラー関係/Air type tape cutter controller mechanism/Bandabschneidersteuerung/
 Mécanisme de contrôleur de coupe-ruban de type à air/Mecanismo controlador de cortador de cintas a aire



B. T. Cエアークントローラー関係/Air type tape cutter controller mechanism/Bandabschneidersteuerung/
 Mécanisme de contrôleur de coupe-ruban de type à air/Mecanismo controlador de cortador de cintas a aire


| REF.NO. | CODE | Q'TY | ヒンメイ | NAME OF PARTS | RMKS |
|----------|-----------|------|-----------------|--|------|
| 2 | 147966001 | 1 | T.Cエアークントローラークミ | AIR CONTROLLER ASSEMBLY(FOR TAPE CUTTER) | |
| 2-1 | 147775001 | 1 | ヒサ"スイツチクミ | KNEE SWITCH ASSEMBLY | |
| 2-1-1 | 147774001 | 1 | ヒサ"スイツチタテジ"ク | KNEE SWITCH SHAFT | |
| 2-1-2 | 142027001 | 1 | ヒサ"スイツチタテジ"クウケ | KNEE SWITCH SHAFT BRACKET | |
| 2-1-3 | 100463001 | 1 | 4カクホルト7.94 | BOLT 7.94 | |
| 2-1-4 | 114967001 | 1 | ヒサ"アテストツパ" | KNEE LIFTER PLATE STOPPER | |
| 2-1-5 | 110087001 | 1 | ホルト5.95 | BOLT 5.95 | |
| 2-1-6 | 148029001 | 1 | ハ"ルフ"ケースカハ"ークミ | VALVE CASE COVER ASSEMBLY | |
| 2-1-6-1 | 147431001 | 1 | ヒサ"ハ"ルフ"ケース | KNEE VALVE CASE | |
| 2-1-6-2 | 147432001 | 1 | エア"ハ"ルフ"3Pクミ | AIR VALVE ASSEMBLY (3P) | |
| 2-1-6-3 | 142031001 | 1 | ヒサ"スイツチカハ"ー | KNEE SWITCH COVER | |
| 2-1-6-4 | 142032001 | 1 | ヒサ"スイツチアテゴ"ム | KNEE SWITCH CONTROL RUBBER | |
| 2-1-6-5 | 142033001 | 1 | ヒサ"スイツチケースシ"ツク | KNEE SWITCH CASE SHAFT | |
| 2-1-6-6 | 142034001 | 1 | ヒサ"スイツチネシ"リハ"ネ | TWIST SPRING | |
| 2-1-6-7 | 048060342 | 2 | トメワE6 | STOP RING E6 | |
| 2-1-6-8 | 147416001 | 2 | オスコネクタクミ | MALE CONNECTOR ASSEMBLY | |
| 2-1-6-9 | 147418000 | 2 | ハ"ツキン | PACKING | |
| 2-1-6-10 | 142036001 | 1 | カラー | COLLAR | |
| 2-2 | 034422503 | 4 | + サラモクネシ"4.1X25 | SCREW 4.1X25 | |
| 2-3 | 148385001 | 1 | エア"ハ"ルフ"クミ | AIR VALVE ASSEMBLY | |
| 2-3-1 | 147419001 | 1 | エア"ハ"ルフ"4Pクミ | AIR VALVE ASSEMBLY (4P) | |
| 2-3-2 | 147416001 | 3 | オスコネクタクミ | MALE CONNECTOR ASSEMBLY | |
| 2-3-3 | 147418000 | 3 | ハ"ツキン | PACKING | |
| 2-3-4 | 147420001 | 1 | エア"ハ"ルフ"34ARクミ | AIR VALVE ASSEMBLY (34AR) | |
| 2-3-5 | 147416001 | 1 | オスコネクタクミ | MALE CONNECTOR ASSEMBLY | |
| 2-3-6 | 147418000 | 1 | ハ"ツキン | PACKING | |
| 2-3-7 | 147421001 | 1 | ハ"ルフ"トリツケイタ | AIR VALVE BRACKET | |
| 2-4 | 101118001 | 2 | マルモクネシ"4.5X20 | SCREW 4.5X20 | |
| 2-5 | 147422201 | 1 | エアユニットクミ | AIR UNIT ASSEMBLY | |
| 2-5-1 | 147733001 | 1 | エア"ユニットトリツケイタ | AIR UNIT SET PLATE | |
| 2-5-2 | 140678000 | 1 | ホースツキ"テ | AIR TUBE JOINT | |
| 2-5-3 | S05707000 | 1 | テイクミ | T-JOINT ASSEMBLY | |
| 2-6 | 101118001 | 2 | マルモクネシ"4.5X20 | SCREW 4.5X20 | |
| 2-7 | 147490000 | 1 | エア"チューブ" | AIR TUBE | |
| 2-8 | 147427000 | 1 | エア"チューブ" | AIR TUBE | |
| 2-9 | 147429000 | 1 | エア"チューブ" | AIR TUBE | |
| 2-10 | 147791000 | 1 | エア"チューブ" | AIR TUBE | |
| 2-11 | 147428000 | 1 | エア"チューブ" | AIR TUBE | |
| 2-12 | 120370001 | 6 | コート"ホルダ" A | CORD HOLDER (A) | |
| 2-13 | 031311302 | 6 | マルモクネシ"3.1X13 | SCREW 3.1X13 | |

| CODE | REF.NO. | PAGE |
|-----------|--------------|------|
| S00364001 | A2- 1-3-2 | 4 |
| S00365001 | A2- 1-3-5 | 4 |
| S00367001 | A2- 1-3-12 | 4 |
| S01098201 | A2- 1 | 4 |
| S01124009 | A2- 1-1 | 4 |
| S01125009 | A2- 1-1-4 | 4 |
| S01215001 | A2- 1-1-1 | 4 |
| S01216001 | A2- 1-1-1-1 | 4 |
| S01933001 | A1- 1-3-1-9 | 2 |
| | A1- 1-3-2-9 | 2 |
| | A2- 1-3-11 | 4 |
| S05187001 | A2- 1-3-1 | 4 |
| S05707000 | B - 2-5-3 | 6 |
| S05716001 | A2- 1-3 | 4 |
| 014680422 | A1- 1-1-9 | 2 |
| | A1- 1-3-1-7 | 2 |
| | A1- 1-3-2-7 | 2 |
| | A2- 1-1-9 | 4 |
| | A2- 1-3-9 | 4 |
| 021080202 | A1- 1-1-7 | 2 |
| | A2- 1-1-7 | 4 |
| 031311302 | B - 2-13 | 6 |
| 034422503 | B - 2-2 | 6 |
| 048060342 | B - 2-1-6-7 | 6 |
| 062660412 | A2- 1-3-13 | 4 |
| 062670612 | A1- 1-3-1-11 | 2 |
| | A1- 1-3-2-11 | 2 |
| 062671012 | A1- 1-4 | 2 |
| 062761612 | A1- 1-2 | 2 |
| | A2- 1-2 | 4 |
| 081008070 | A1- 1-1-1-4 | 2 |
| | A2- 1-1-1-4 | 4 |
| 081017670 | A1- 1-1-1-3 | 2 |
| | A2- 1-1-1-3 | 4 |
| 100463001 | B - 2-1-3 | 6 |
| 101118001 | B - 2-4 | 6 |
| | B - 2-6 | 6 |
| 110087001 | B - 2-1-5 | 6 |
| 114967001 | B - 2-1-4 | 6 |
| 120370001 | B - 2-12 | 6 |
| 140678000 | B - 2-5-2 | 6 |
| 141542001 | A1- 1-3-1-2 | 2 |
| | A1- 1-3-2-2 | 2 |
| | A2- 1-3-4 | 4 |
| 142027001 | B - 2-1-2 | 6 |
| 142031001 | B - 2-1-6-3 | 6 |
| 142032001 | B - 2-1-6-4 | 6 |
| 142033001 | B - 2-1-6-5 | 6 |
| 142034001 | B - 2-1-6-6 | 6 |
| 142036001 | B - 2-1-6-10 | 6 |
| 146697001 | A1- 1-1-2 | 2 |
| | A2- 1-1-2 | 4 |
| 146699000 | A1- 1-1-3 | 2 |
| | A2- 1-1-3 | 4 |
| 147391001 | A1- 1-1-5 | 2 |
| | A2- 1-1-5 | 4 |
| 147393001 | A1- 1-1-8 | 2 |
| | A2- 1-1-8 | 4 |
| 147394001 | A1- 1-3-1-3 | 2 |
| | A1- 1-3-2-3 | 2 |
| 147399101 | A1- 1-3-1-1 | 2 |
| | A2- 1-3-3 | 4 |
| 147401001 | A1- 1-3-1-5 | 2 |
| | A1- 1-3-2-5 | 2 |
| | A2- 1-3-7 | 4 |
| 147403001 | A1- 1-3-1-6 | 2 |
| | A1- 1-3-2-6 | 2 |

| CODE | REF.NO. | PAGE |
|-----------|--------------|------|
| 147403001 | A2- 1-3-8 | 4 |
| 147405001 | A1- 1-3-1-8 | 2 |
| | A2- 1-3-10 | 4 |
| 147407001 | A1- 1-3-1-10 | 2 |
| 147408001 | A1- 1-1-1 | 2 |
| 147409001 | A1- 1-1-1-1 | 2 |
| 147410001 | A1- 1-1-1-2 | 2 |
| | A2- 1-1-1-2 | 4 |
| 147411001 | A1- 1-1-1-5 | 2 |
| | A2- 1-1-1-5 | 4 |
| 147414001 | A1- 1-1-1-6 | 2 |
| | A2- 1-1-1-6 | 4 |
| 147416001 | B - 2-1-6-8 | 6 |
| | B - 2-3-2 | 6 |
| | B - 2-3-5 | 6 |
| 147418000 | B - 2-1-6-9 | 6 |
| | B - 2-3-3 | 6 |
| | B - 2-3-6 | 6 |
| 147419001 | B - 2-3-1 | 6 |
| 147420001 | B - 2-3-4 | 6 |
| 147421001 | B - 2-3-7 | 6 |
| 147422201 | B - 2-5 | 6 |
| 147427000 | B - 2-8 | 6 |
| 147428000 | B - 2-11 | 6 |
| 147429000 | B - 2-9 | 6 |
| 147431001 | B - 2-1-6-1 | 6 |
| 147432001 | B - 2-1-6-2 | 6 |
| 147490000 | B - 2-7 | 6 |
| 147733001 | B - 2-5-1 | 6 |
| 147774001 | B - 2-1-1 | 6 |
| 147775001 | B - 2-1 | 6 |
| 147791000 | B - 2-10 | 6 |
| 147792001 | A1- 1-3-1-4 | 2 |
| | A1- 1-3-2-4 | 2 |
| | A2- 1-3-6 | 4 |
| 147794001 | A1- 1-1-6 | 2 |
| | A2- 1-1-6 | 4 |
| 147840009 | A1- 1-1 | 2 |
| 147842001 | A1- 1-3-1 | 2 |
| 147916000 | A1- 1-1-11 | 2 |
| | A2- 1-1-11 | 4 |
| 147965101 | A1- 1 | 2 |
| 147966001 | B - 2 | 6 |
| 148029001 | B - 2-1-6 | 6 |
| 148385001 | B - 2-3 | 6 |
| 149165101 | A1- 1 | 2 |
| 151066009 | A1- 1-1-4 | 2 |
| 152999001 | A1- 1-1-10 | 2 |
| | A2- 1-1-10 | 4 |
| 155350001 | A1- 1-3-2 | 2 |
| 155353101 | A1- 1-3-2-1 | 2 |
| 155354001 | A1- 1-3-2-8 | 2 |
| 155355001 | A1- 1-3-2-10 | 2 |
| 155357101 | A1- 1 | 2 |
| 158439101 | A1- 1 | 2 |

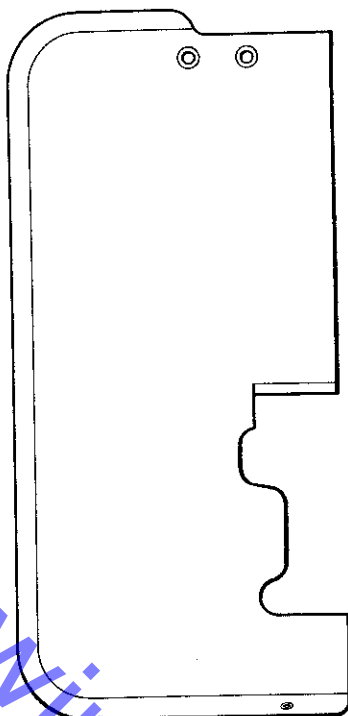
ゲージ部品 (クロスプレート) / Gauge parts (Cloth plate)

B511・531・551



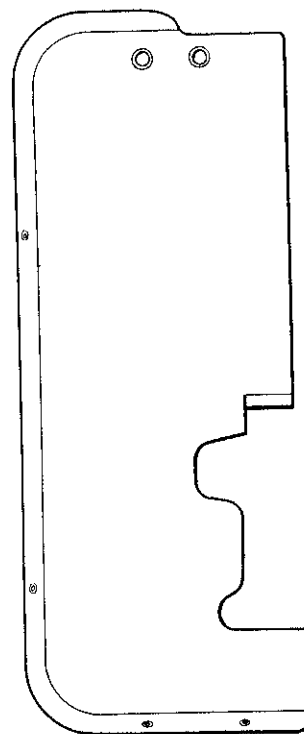
S09326-001

B511・531・551
(幅広用 / FOR WIDE TYPE)



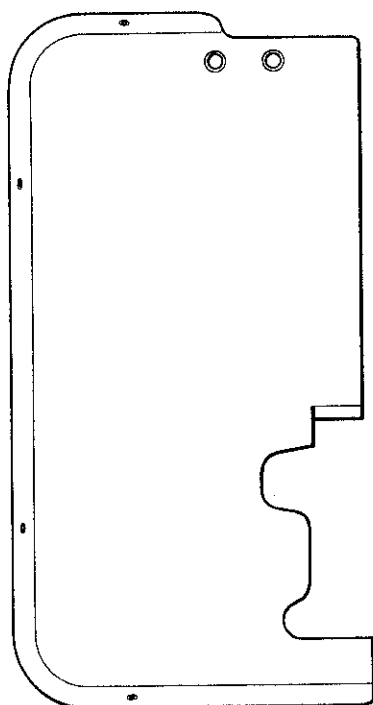
S09331-001

B561・571・581




S09334-001

B641・651・661



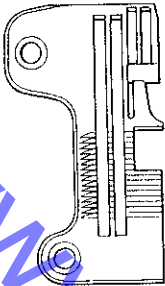
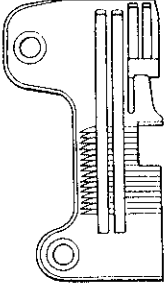
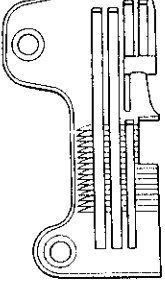
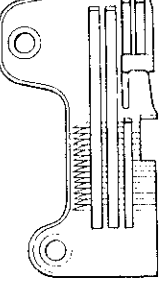
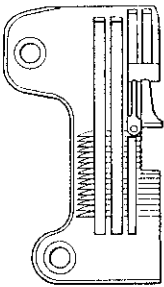
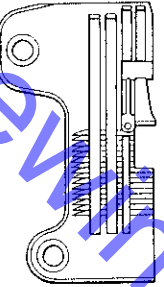
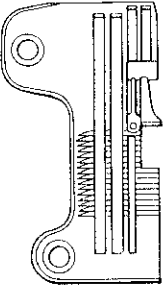
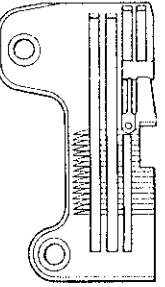
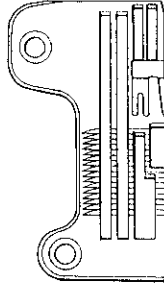
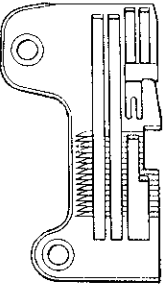
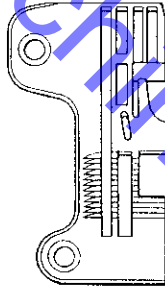
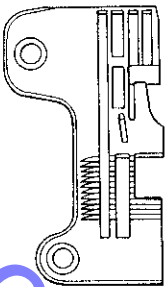
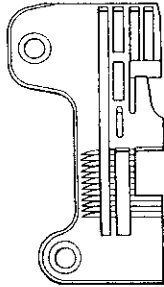
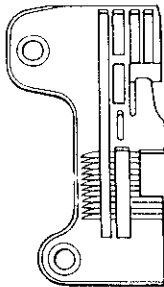
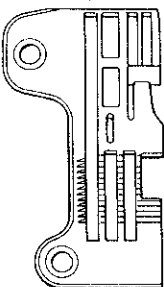
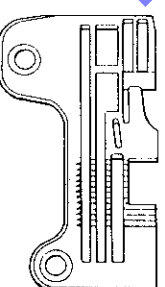
S09338-001

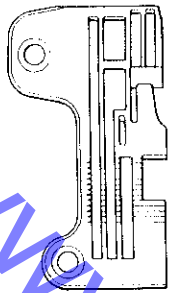
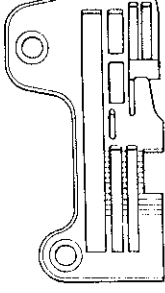
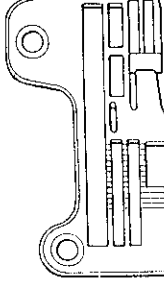
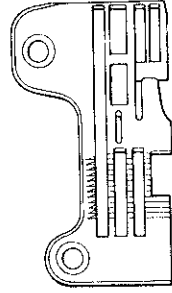
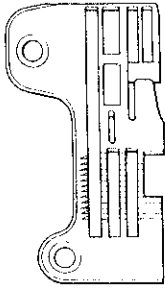
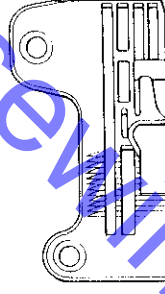
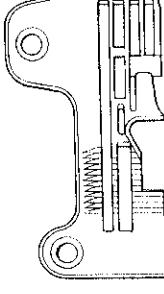
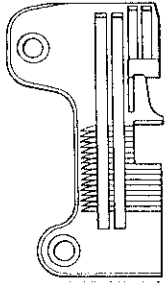
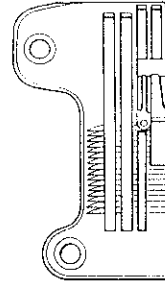
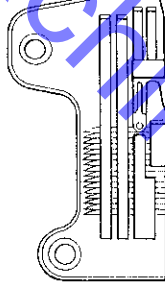
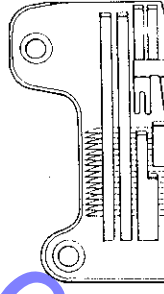
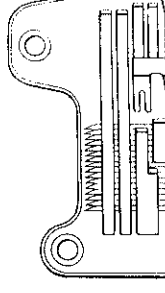
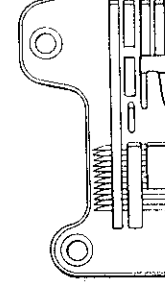
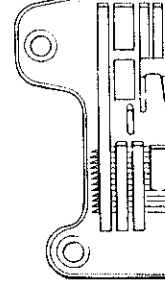
B673・674・683・684・693・694



S09341-001

ゲージ部品 (テープカッター用針板) / Gauge parts (For needle plate of tape cutter)

| | | | |
|---|---|--|---|
| 1本針 / Single-needle | | | |
| サブクラス / Sub-class 001-003-004-005-006-010 | | 008-009 | 002-011 |
| 147990-001 (4mm) | 147795-001 (5mm) | 147686-001 (5mm) | 147796-001 (6mm) |
|  |  |  |  |
| 2本針 / Twin-needle | | | |
| サブクラス / Sub-class 022-023-027-028-041-042-045-046 | | 033-034-037-038 | |
| S03332-001 (5mm) | S03334-001 (6mm) | S03336-001 (5mm) | S06592-001 (7mm) |
|  |  |  |  |
| 2本針 / Twin-needle | | 安全縫 / Safety stitch | |
| サブクラス / Sub-class 057 | | 061-062-079-080 | |
| S06984-001 (6mm) | S06985-001 (7mm) | 147799-001 (3mm) | S13711-001 (4mm) |
|  |  |  |  |
| 安全縫 / Safety stitch | | | |
| サブクラス / Sub-class 063-064-081-082 | | 065-066-083-084 | 067-068-073-074 |
| 148810-001 (4mm) | 147800-001 (5mm) | 147801-001 (5mm) | S01791-001 (4mm) |
|  |  |  |  |

| | | | |
|---|---|--|---|
| 安全縫 / Safety stitch | | | |
| サブクラス / Sub-class 069-070-075-076 | 071-072-077-078 | | 087-088-092-093 |
| S01792-001 (5mm) | S06273-001 (5mm) | S01793-001 (6mm) | 148382-001 (5mm) |
|  |  |  |  |
| 安全縫 / Safety stitch | | | |
| サブクラス / Sub-class 087-088-092-093 | 089-090 | | |
| 147998-001 (6mm) | 148781-001 (4mm) | 147825-001 (5mm) | |
|  |  |  | |
| 600UL | | | |
| 機種 / Model B674-001 | B684-022 | B684-051 | B684-057 |
| 147990-001 (4mm) | S03332-001 (5mm) | S01735-001 (6mm) | S06984-001 (6mm) |
|  |  |  |  |
| 600UL | | | |
| 機種 / Model B684-057 | B694-063 | B694-075 | |
| S06985-001 (7mm) | 148810-001 (4mm) | S01861-001 (5mm) | |
|  |  |  | |

www.ae-sewingmachines.co.uk

brother

ブラザー工業株式会社

〒467 名古屋市瑞穂区河岸一丁目1番1号
TEL (052) 824-2392代

BROTHER INDUSTRIES, LTD. NAGOYA, JAPAN

500・600
600UL SERIES
197511-011
1991, 06

Printed in Japan/Gedruckt in Japan/Imprimé au Japon/Impreso en Japón