

HANCOCK COUNTY SHERIFF'S OFFICE



*A COMMUNITY ORIENTED
POLICING AGENCY*

2011 ANNUAL REPORT

200 West Crawford Street

Findlay, Ohio 45840

www.hancocksheriff.org

Table of Contents

Introductory Message.....	4
Mission Statement & Guiding Principles.....	5
Enforcement.....	6-10
Transport Warrant	11
Civil Process, Support Staff.....	12
Corrections.....	13-15
Special Units—Volunteer Organizations.....	16-17
Organizational Structure.....	18
2011 Employee Awards.....	19-21
Financial Data.....	22-23
Statistical Data.....	Appendix A



**A Message From:
Michael E. Heldman
Hancock County Sheriff**



Dear Citizens of Hancock County:

Thank you for supporting the Hancock County Sheriff's Office once again this past year. The ongoing support of our efforts in the community are what truly keeps us motivated to provide the best possible service to our fellow citizens.

The year 2011 found us adding a detective to our Investigative unit. This addition allows us to continue to build our force to the level we once had in 2002, before the first recession caused layoffs. We appreciate the support of our County Commissioners in seeing the need to rebuild our organization.

While we have not been able to replenish our automotive fleet entirely, the addition of new cruisers in 2011 has allowed us to upgrade from buying used vehicles to keep our fleet going. This helps keep fuel and maintenance costs down while allowing for safer transportation for our deputies to respond to emergencies.

While the year was relatively quiet, we must always keep in mind that our community is in constant need of law enforcement to monitor routine issues and watch trends in our area, state, nation and the world to help protect our community from the continual assault by criminals. Internet crimes, financial crimes and the constant flow of non-residents through our area are of constant concern for us. We are committed to continually serve our community to the best of our abilities.

Thank you for your continued support and we look forward to serving you in 2012.

Sincerely,

A handwritten signature in black ink that reads "Michael E. Heldman".

Michael E. Heldman, Sheriff



Mission Statement

The mission of the Hancock County Sheriff's Office is to provide professional services which ensure the safety and security of our citizens, maintain human rights, protect property, and preserve life, by adhering to a philosophy that allows law enforcement and community residents to work together to prevent and solve crime.

Our Guiding Principles

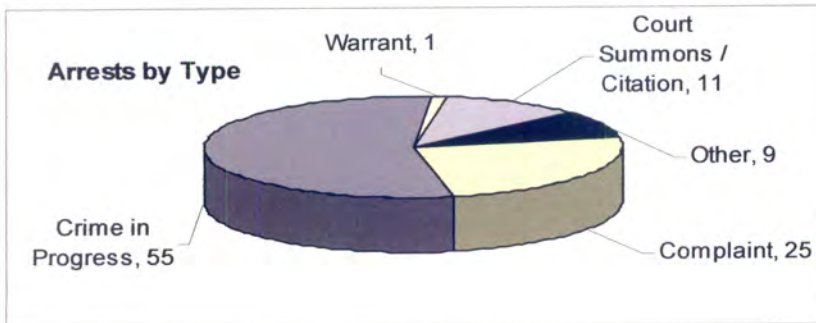
- We are committed to maintaining human rights, the protection of property and the preservation of life.*
- We are committed to professionalism and excellence.*
- We will ensure the safety and security of our citizens.*



Enforcement

The Hancock County Road Patrol is responsible for patrolling the roads for traffic control, handling accidents, and responding to any calls for service received by the dispatch center. They are the main point of contact for the Sheriff's Office with the public.

The Sheriff's Office made 101 arrests in 2011, towed 101 vehicles and answered 263 alarm calls. They drove a total of 610,556 miles, using 39,398 gallons of gasoline. Total fuel costs were \$ 124,406, averaging \$3.16 per gallon, up from \$2.44 per gallon in 2010.



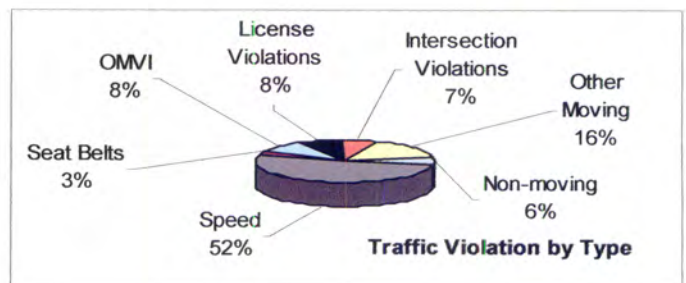
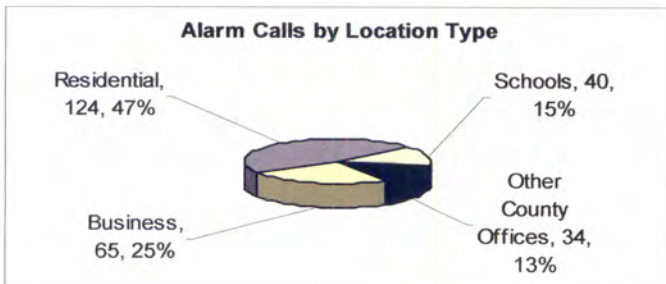
Deputies wrote up 3,582 incident reports, handled 910 accidents, and issued 2,004 citations with a total of 2,405 violations. Of the accidents, 8 were fatal accidents, 29 were alcohol related, 93 were speed related and there were 314 accidents involving deer. Deputies also issued 1,659 warnings during traffic stops.

Communications is a vital part of the Road Patrol. Dispatchers received 66,956 calls during 2011. These calls involve complaints, accidents, weather questions, and many other general inquiries. Dispatchers must filter these calls to determine if action is needed, then convey the information to the proper personnel within the office to be followed up on.



Hancock County Sheriff's Office
2011 Statistics
Incidents, Accidents & Citations by Area

<u>Townships & Villages</u>	Incidents	Accidents	Citations
Allen	329	74	99
Mortimer	7	0	0
Van Buren	48	3	121
Amanda	56	23	34
Vanlue	39	4	6
Biglick	72	37	76
West Independence	0	0	0
Blanchard	80	48	117
Benton Ridge	34	4	9
Cass	93	42	67
Delaware	147	28	61
Mt. Blanchard	58	4	3
Eagle	91	49	104
Findlay	268	7	336
Jackson	108	67	142
Houcktown	2	0	0
Liberty	793	139	230
Madison	89	36	54
Arlington	147	19	44
Williamstown	5	0	0
Marion	254	117	128
Orange	105	35	127
Pleasant	69	34	41
McComb	74	5	10
Shawtown	0	0	0
Portage	48	25	29
Union	112	26	33
Mt. Cory	29	0	0
Rawson	73	1	2
Van Buren	47	21	16
Jenera	37	1	1
New Stark	0	0	0
Washington	104	49	74
Arcadia	77	11	32
Other	87	1	8
Totals	3582	910	2004



Enforcement

Sheriff's Office Contract Activity

The Sheriff's Office contracts for patrol services with the Hancock County Park District, the Village of Arlington and the Village of Van Buren. Contracts allow the entity to receive dedicated patrol hours, for which they pay an hourly fee. Below is a summary of activity for these contracts for 2011:

Park District	2,199 hours patrol 19 incidents were recorded and 15 citations issued
Arlington	904.25 hours patrol 48 incidents were recorded, 4 crashes occurred and 26 citations issued 13 papers were served Walkthroughs conducted—9 school, 8 bank and 222 business Attended 3 meetings
Van Buren	161.4 hours patrol 5 incidents were recorded, 0 crashes occurred and 61 citations issued 5 papers were served Walkthroughs conducted—1 school, 7 business and 12 bar Attended 6 meetings

Also of note:

The Records Clerk processed 4,881 reports, fulfilled 944 public records requests, and performed 544 local background checks for the public.

Interesting Impaired Driver Statistics:

- An average drunk driver has driven drunk 80 times before first arrest. (Centers for Disease Control)
- Car crashes are the leading cause of death for teens and one out of 3 of those is alcohol related. (NHTSA)
- This year, 10,839 people will die in drunk-driving crashes-one every 50 minutes. (NHTSA)
- 50 to 75% of convicted drunk drivers continue to drive on a suspended license. (Washington DC National Research Council)

Enforcement

Detective Unit

The Detective unit consists of a sergeant and four detectives, two of which are assigned to the METRICH Task Force. The Detective unit was assigned 111 cases in 2011 and cleared 62, while making 43 arrests. The unit is also responsible for juvenile assault and abuse cases as well as all cases which require more in depth investigation than is provided by the road patrol.



★ Sheriff's Line - Do not cross ★ Sheriff's Line - Do not cross ★

METRICH Drug Task Force

The HCSO Detective Unit is part of a ten county drug task force called METRICH. METRICH is one of the few de-centralized task forces in the State of Ohio promoting a Community Policing philosophy approach to task force operations. METRICH is also the largest drug task force in Ohio. The Sheriff's Office and the Findlay Police Department joined METRICH in October of 1999. METRICH is funded through the Office of Criminal Justice Services under Chief Phil Messer of the Mansfield Police Department. The Hancock County METRICH Unit opened 109 new cases in 2011, while closing out 90 cases, involving 122 defendants.


Testing for marijuana



Confiscated drug items



Measuring tire print in the snow



Enforcement

K-9 Units



Our K-9 units remain active and train regularly.

Our K-9 units are
Becky and handler Deputy Fred Smith
and
Kevin and handler Deputy Tom Miller.



This past year the canine units were used 206 times throughout Northwest Ohio. They assisted the Findlay PD, Fostoria PD, McComb PD, Rossford PD, Perrysburg Twp PD, Tiffin PD, Upper Sandusky PD, Hardin Co SO, Wood Co SO, Wyandot Co SO, and the Ohio State Highway Patrol. The canine unit assisted with the seizure of over 500 grams of marijuana, 20 grams of cocaine, 8 pounds of heroin, 6600 doses of prescription medications, and \$87,225 in currency. They also completed over 250 hours of additional training, in order to maintain their national and state certifications. The canines demonstrated their abilities at several schools and civic organizations this past year.

2011 Highlights

On Tuesday, April 12, 2011, Deputy Miller and K9 Kevin assisted the Ohio State Highway Patrol with a traffic stop of a commercial motor vehicle on IR 75 Southbound at the 155 milepost. A search of the vehicle revealed 8 pounds of black tar heroin worth \$1.6 million. This seizure is the largest seizure of black tar heroin out of a cold stop in US History.

On Tuesday, May 17, 2011, Deputy Smith and K9 Becky assisted the Ohio State Highway Patrol with a traffic stop on IR 75 Southbound at the 156 milepost. The investigation revealed the occupants were part of a multi-state burglary ring that had committed crimes in Indiana, Illinois, Michigan, and Ohio.

On Thursday, September 1, 2011, Deputy Smith and K9 Becky assisted the Ohio State Highway Patrol with a traffic stop on US 224 at CR 300. A search of the vehicle revealed a large amount of prescription medications, totaling 2,193 Oxycodone (30mg), 1,399 Xanax, and 200 Lortabs with a street value of \$131,600. This seizure is a state record seizure for Oxycodone.



Transport Warrant

The Transport/Warrant unit is responsible for transporting prisoners to and from court, other facilities, and medical appointments. T/W also provides courthouse security for all county courts. Warrant tracking is also a function of this office, as is Sex Offender Registration, Concealed Carry Weapon licensing and civilian and juvenile fingerprinting.

Transport/Warrant had 745 adult escorts for court, transported 256 adults to other institutions and took 185 trips transporting 212 juveniles to other facilities in 2011, travelling 31,341 miles over 817 hours. T/W personnel spent 2,671 hours providing court security, including Common Pleas, Juvenile, Findlay Municipal Court, and the in-house courtroom for arraignments. This total also includes 2,311 hours at the West Entrance of the Courthouse. A total of 79,921 people went through security at the Courthouse in 2011.

There were 299 Sex Offender registrations. There were also 12 juvenile offenders registered with this office in 2011.

The Sheriff's Office issued 321 CCW (Concealed Carry Weapon) permits and performed fingerprints on 136 civilians and 28 juveniles sent from Juvenile Court.

There were 918 warrants entered into the system in 2011. The unit archived 973 of those warrants, closing out the files.



Color Guard at the 2011 Hancock County Fair

The Color Guard is present at many functions throughout the county during the year. This year they were requested to appear at the start of one of the shows at the fair as one of their appearances.



Civil Process and Support Staff

Civil Process

Civil Process is the processing of all paperwork related to civil and criminal court papers, including Sheriff's Sales, as received from the court system.

The office received 2,371 civil papers to process, and 2,025 papers were served by the Road Patrol. There were 182 CPO's (Civil Protection Orders) issued by the court and served through the Sheriff's Office

In 2011, the office received 299 Orders of Sale of real property. There were 242 appraisals performed and 183 made it through to sale without being withdrawn. There were no Orders of Execution (sale of property, i.e.: automobiles, boats, house trailers, etc.) that were taken to sale in 2011.



Support Staff

The Support Staff is comprised of 7 employees. The Corrections Clerks are responsible for all paperwork produced in the jail. They process all commissary payments and accounts, maintain and store all inmate records, maintain policy and procedure manuals and assist the Corrections staff.

On the Enforcement level, the Support Staff is responsible for answering non-emergency phones, maintaining all records related to enforcement, expungements, records retention, processing all civil papers in and out of the office, Sheriff's Sales processing, payroll, human resource functions, maintaining fixed asset records, receipt of monies, invoicing of services, accounts payable, budgeting, and financial analysis.

The Support Staff also organizes the Annual Banquet, prepares the Annual Report, collects statistics, manages the Web page and Facebook page, and all other office functions.

Corrections

The Hancock County Justice Center is a 98 bed Adult, Male and Female, Full Service Jail.

A Full Service Jail is primarily used to detain adults for more than 120 hours, or 5 days.



2011 Quick Facts

In 2011, the jail booked 2,410 inmates and released 2,392.

- The highest daily population was 115 and the lowest daily population was 66.
- The Average Daily Population for 2011 was 92.
- There were 82 days when the population exceeded the maximum 98 beds.

The jail housed 1,851 males and 559 females. Of the inmates:

- 623 were incarcerated on felony charges
- 1,714 were misdemeanors

The average length of stay for prisoners was 19 days.

- Average for males was 21, females was 8

The jail served 96,056 meals to prisoners in 2011 for a total cost of \$146,368.

Repeaters to the Jail = 93%

Average Age of People Booked = 31 years old

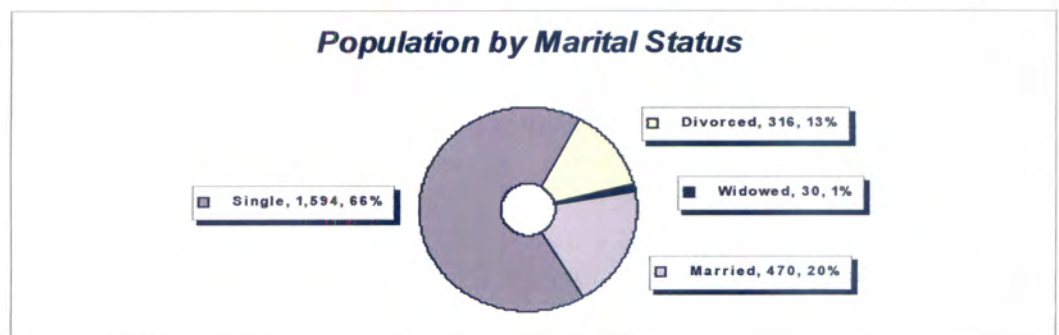
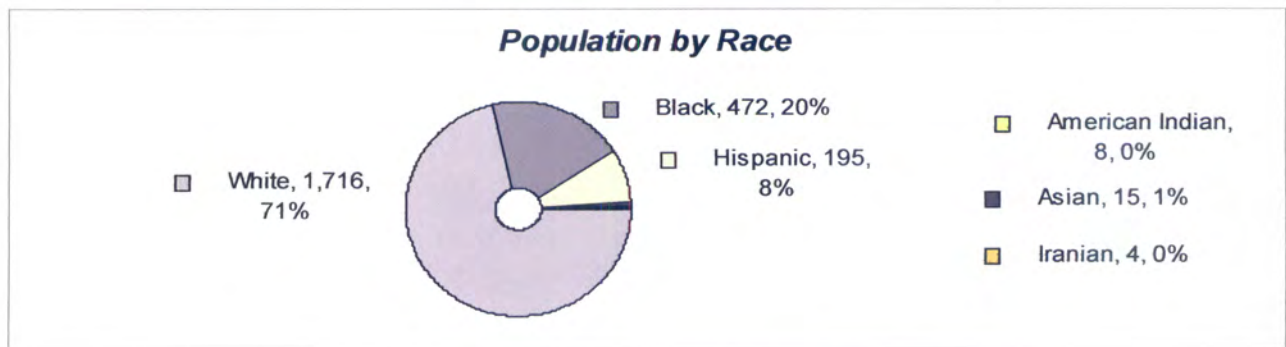
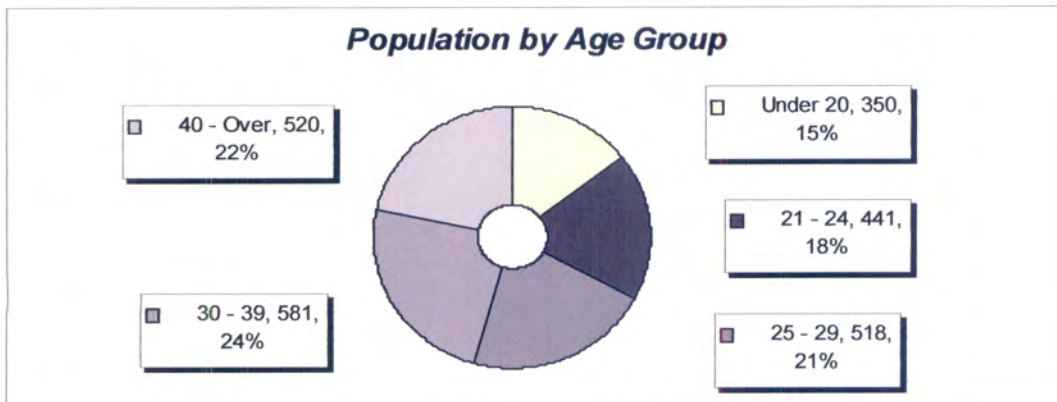
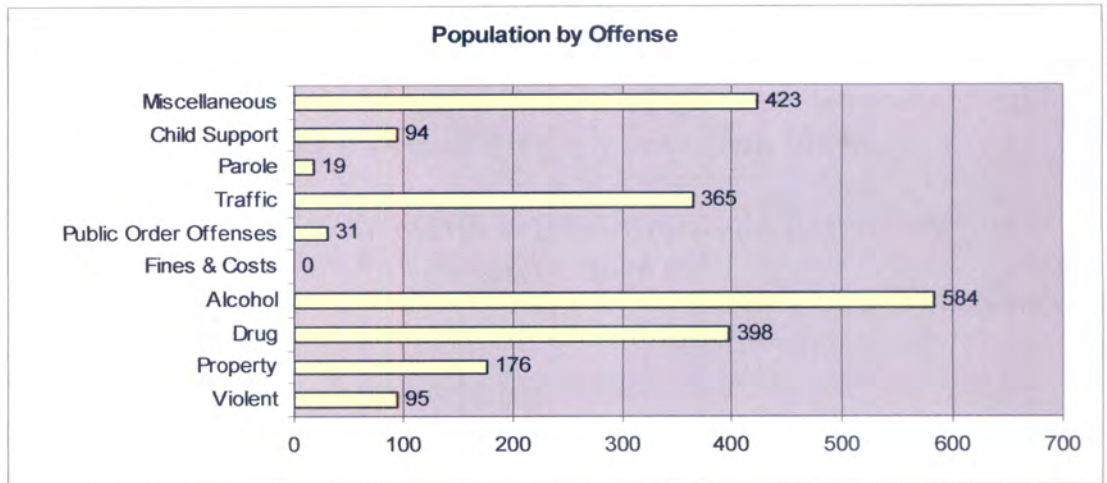
Predominate Race Incarcerated at the HCJC = Caucasian

Predominate Marital Status Incarcerated at the HCJC = Single

Top Five Incarcerating Offenses:

1. Alcohol Related Offenses
2. Miscellaneous (Includes forgery, petty theft, passing bad checks, misdemeanor assault, etc.—those crimes that do not fit by definition into any other collecting categories)
3. Drug Offenses
4. Traffic Offenses
5. Property Offenses

Corrections



Corrections

Programs

Mental Health on site counseling for inmates	1,293
Mental Health off site counseling for inmates	3
Alcohol/Drug Interdiction, Males	88
Alcohol/Drug Interdiction, Females : Female programming is completed one on one due to the very small number of attendees	
AA Male/Female	603
GED	88
Literacy	16
Dad's Coaching Clinic	197
Art Program	85
Domestic Violence Program, Started in August Male/Female	175
Bible Study Male/Female	495
Church Services, Non Denominational	545
Catholic Bible Visit—Female	44
Inmate Worker Program Male/Female	555
Inmate Worker Outside Details	1,088
Average Number of Inmate Worker Outside Details per month	91
Inmate Worker Car Wash/Wax Deputy Cruisers	340

The Sheriff's Office, in cooperation with the University of Findlay, started an Occupational Therapy program on January 9, 2012

Medical

Inmates who requested Medical Intervention	882
Inmates who requested Mental Health Intervention	549
Inmates seen by the facility doctor	814
Inmates seen by facility nursing staff	1,217
Total Prescriptions filled	418
Total Psychiatric Prescriptions filled	395
Average number of Inmates receiving Psychiatric Medications Monthly	26

Just over 1/4 of the average daily inmates were on psychiatric medications on any given day in 2011

Special Units—Volunteer Organizations

Special Deputy Organization

The Special Deputy Organization is comprised of 39 citizens who are trained to assist law enforcement agencies. This organization is responsible for security at the county schools' football and basketball games and the Hancock County Fair.

These individuals log several thousand volunteer hours, including the hours at the Hancock County Fair. They also provide services for a variety of other special events around the county each year, including the Spring and Fall Craft Shows held at the fairgrounds. Other details included the Flag City Multi-sport Event, various parades and traffic details, school dances and other functions as requested.



Posse

The Posse is a unit of the Special Deputy Organization and is utilized in parades and at the fair. The unit is also available for special duties which might arise where crowd control is an issue. In 2011 the Posse also provided a visible presence in two large neighborhoods adjoining the city where crime had increased. The group also provided security presence in the Findlay Village Mall parking lot during the holiday shopping season.

Each certified posse member has had to undergo rigorous training with their horse and pass tests to determine that they and their mount are qualified to handle themselves in stressful situations. These volunteers provide their own gear and mount, and participate in all training on their own time and money. There are currently 22 Posse members.



Special Units—Volunteer Organizations

Underwater Search & Recovery Team

This unit is specially trained in underwater search and recovery, and has been utilized many times to search the reservoir, the Blanchard River, and area ponds and streams when the need arises. There are approximately 19 members on the team, including divers, boat crew, boat captain and the land crew.

The unit undergoes regular training sessions throughout the year to strengthen their skills and teamwork.



Bike Patrol

The Bike Patrol provides services in areas where cruisers cannot be utilized. They are also utilized for special events such as parades, 5k runs, and the Balloon Fest.

This unit must go through training to learn how to handle their bicycles in all kinds of terrain and situations. They are certified at the end of their training.

There where a lot of miles covered working the Hancock County Fair, Balloon Fest 5K Run, Special Olympics Torch Run and many other activities. The Patrol has a total of 8 bikes and 12 riders.



Hancock County Sheriff's Office Organizational Structure



Sheriff Michael E. Heldman
Captain Roger Treece
Jail Administrator Lt. Ryan Kidwell



SHERIFF

Fiscal Officer (1)	Captain (1)
--------------------	-------------

HR Specialist (1)	Lieutenant/Enforcement (1)	Director of Transport/ Writ Process (1)	Lt/Jail Administrator (1)
			Lt/Jail Operations (1)

Road Sergeants (4)	Detective Sgt (1)	Corrections Sgts (4)
--------------------	-------------------	----------------------

Clerks (3)	Road Deputies (17)	Detectives (2)	Transport Deputies (4)	Clerks (2)	Corrections Officers (29)
------------	--------------------	----------------	------------------------	------------	---------------------------

Communications Officers (7)	Detectives Drug Unit (2)
-----------------------------	--------------------------

Total 83 employees, including Sheriff



2011 Employee Awards



Peer Nominated Awards

Above & Beyond Award

Tim Saltzman & Joe Hartman

Tim & Joe were awarded this honor for their dedication and work with the YIELD Program. In 2011, YIELD teamed up with the Remember Alex Brown Foundation to present a driving and texting program to all area teenagers. In addition, they were able to obtain a pedal car that simulates texting and driving and the consequences of doing so.

110% Award

Lynne Rice & Matt James

Lynne was recognized for her efforts during the train derailment and fire in February. A train carrying flammable material derailed near Arcadia which caused a fire and several explosions. Lynne was alone in dispatch when the incident occurred. She was able to remain calm while she dispatched several fire departments and fended calls from people who lived in the area as well as the media.

Matt was recognized for self initiating the creation of a Justice Center Booking Manual-a very thorough and detailed "How To" manual from start to finish of the booking process. He also created and implemented the Justice Center OIC manual which is a "How To" manual for officers serving as OIC.

Corrections Officer of the Year

Ryan Lieb

Ryan was nominated for his fair and effective manner is dealing with inmates. He also received several comments about his willingness to assist Lynne the night of the train fire as well as other instances where she has been busy. His willingness to jump in and assist his coworkers is greatly appreciated and has not gone unnoticed.

Deputy Sheriff of the Year

Tom Miller

Tom has a proactive approach to law enforcement that has allowed him to earn the title of Top Cop for OVI and drug arrests the past several years. His attention to detail and his instinct while patrolling earned him this award.



2011 Employee Awards



Top Cop Awards

The Top Cop Award Program was instituted in 2008. The award program was well received, so we have continued the program.

2011 Top Cop for OVI's	Deputy Tom Miller	92 arrests
2011 Top Cop for Drugs	Deputy Tom Miller	46 arrests

Congratulations to Tom for an excellent job. This was his fourth year in a row for OVI's!

Runners-up in each category:

Deputy Mike Devore with 31 OVI arrests and **Deputy Shane Leeth** with 17 OVI arrests
Deputy Matt Brunswick with 18 drug arrests and **Deputy Tim Saltzman** with 13 drug arrests

Congratulations to all of our deputies for a job well done!

Years of Service:

25 years	Tom Blunk Bill Gilley Brian Williams
20 years	Hattie Hendricks Ryan Kidwell John Shepard
15 years	Shay Ellcessor Gary Fink Fred Smith Barry Turner
10 years	Matt James Amanda Miller
5 years	Jason Bowling Annette Foltz Shane Heckman Brian Stozich Kathy Wefler

No Sick Leave Used

Cris Bell
Jim Breyman
TJ Brooks
Matt Brunswick
Kathy Chamberlain
Gary Fink
Rodney Griffin
Shane Heckman
Julia Heitmeyer
Tami House
Matt Kinsinger
Bill Laveglia
Doug McCartney
Kris Otto
Josh Peters
Mark A. Price
Wendy Radebaugh



2011 Employee Awards



Buckeye State Sheriff's Association Awards

The BSSA awards are awarded based on the following criteria:

- Lifesaving Award: Awarded to all officers directly responsible for the saving of a human life.
- Certificate of Merit: Outstanding performance of duty under unusual or difficult conditions. The action need not involve exposure to physical danger but must involve the protection of life or property and involve unusual thoroughness, conscientiousness, determination and initiative.
- Commendation Award: For individual(s) who have performed efficient and valuable service to the office, either carrying out a specific task or in the performance of general duties.

BSSA Lifesaving Award: Bill Gilley & Jim Saltzman

During the Hancock County Fair Sgt. Gilley, standing outside the Sheriff's Building, noticed a woman appeared to be choking. Approaching her, he asked if she needed help, she indicated yes. Sgt. Gilley proceeded to perform the Heimlich maneuver and was able to dislodge the object.

On November 4th, Officer Saltzman, while working the Booking post, heard a rattle from the H-5 cell. He could not see the inmate, looked closer, and saw the inmates feet. He entered the cell and found the inmate hanging from the partition with a sheet tied around his neck. He called for back-up and proceeded to remove the sheet from the inmate's neck, preventing suicide.

BSSA Certificate of Merit: Steven Lowery & Ben Stoner

While processing an inmate in booking on September 5th, Officer Stoner discovered a concealed compartment in the inmate's purse. Upon further inspection by Officer Lowery, he found drug paraphernalia as well as drugs. For their due diligence, Officers Stoner and Lowery received the Certificate of Merit.


BSSA Commendation Award: Ryan Lieb & Steven Lowery

Officers Lieb and Lowery became new participants in the Officer in Charge program in Corrections. In 2008, Corrections Officers began actively participating as Officer in Charge in overseeing that jail operations continue to run per the Ohio Bureau of Adult Detention standards and according the Sheriff's Office Policy & Procedure in the absence of a Sergeant on duty. Other officers participating have been previously recognized for their work.

Congratulations to all award winners. Your dedication to the Sheriff's Office is very much appreciated. Without our employees, we could not "get the job done".

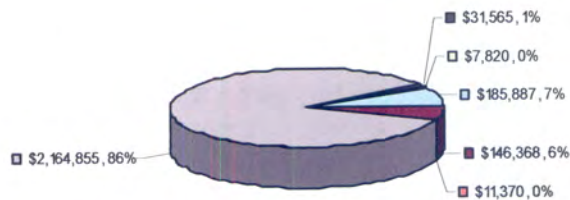
Financial Data

2011 Enforcement Expenses by Category



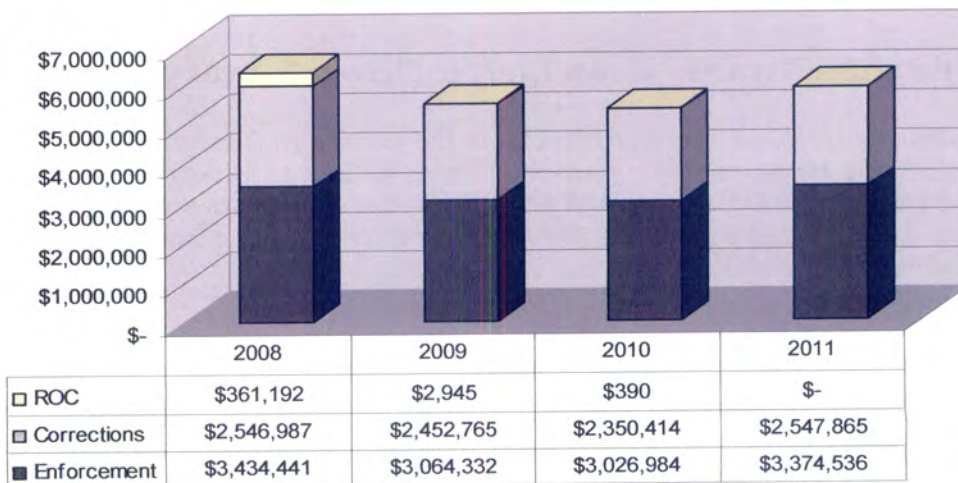
Salaries & Benefits
 Operating Expense
 Automotive
 Equipment
 Other Expense

2011 Corrections Expenses by Category



Salaries & Benefits
 Operating Expense
 Inmate Supplies
 Medical
 Food Service
 Equipment

Sheriff's Office Expenditures by Year



Financial Data

Four Year Comparisons Original Appropriations and Actual Expenditures

2008 2009 2010 2011

Original Appropriations

General Office	\$ 519,452.00	\$ 512,362.00	\$ 497,085.00	\$ 477,557.00
Transport/Warrant	\$ 454,410.00	\$ 479,605.00	\$ 386,290.00	\$ 405,442.00
Enforcement	\$ 2,382,305.00	\$ 2,308,130.00	\$ 2,195,213.42	\$ 2,492,907.00
Total Enforcement	\$ 3,356,167.00	\$ 3,300,097.00	\$ 3,078,588.42	\$ 3,375,906.00
Corrections	\$ 2,628,427.00	\$ 2,663,855.00	\$ 2,474,838.00	\$ 2,660,498.00
ROC	\$ 429,965.00	\$ -	\$ 1,357.67	\$ 970.00
Total General Fund	\$ 6,414,559.00	\$ 5,963,952.00	\$ 5,554,784.09	\$ 6,037,374.00
Year to Year Change		-7.02%	-6.86%	8.69%

Actual Expenditures

General Office	\$ 832,411.55	\$ 495,501.64	\$ 421,147.96	\$ 497,284.52
Transport/Warrant	\$ 405,874.36	\$ 444,808.84	\$ 332,731.33	\$ 356,224.75
Enforcement	\$ 2,196,154.61	\$ 2,124,021.72	\$ 2,273,104.65	\$ 2,549,766.40
Total Enforcement	\$ 3,434,440.52	\$ 3,064,332.20	\$ 3,026,983.94	\$ 3,403,275.67
Corrections	\$ 2,546,987.36	\$ 2,452,764.65	\$ 2,350,414.40	\$ 2,584,104.13
ROC	\$ 361,191.83	\$ 2,944.50	\$ 390.00	\$ -
Total General Fund	\$ 6,342,619.71	\$ 5,520,041.35	\$ 5,377,788.34	\$ 5,987,379.80
Year to Year Change		-12.97%	-2.58%	11.34%

Amount Over (Under)	\$ (71,939.29)	\$ (443,910.65)	\$ (176,995.75)	\$ (49,994.20)
Original appropriations	-1.12%	-7.44%	-3.19%	-0.83%



Hancock County Sheriff's Office
2011 Statistics
Enforcement - General Statistics

Category	Jan	Feb	Mar	Apr	May	Jun	Jul	Aug	Sep	Oct	Nov	Dec	Total
Arrests													
Complaint	0	1	2	2	3	5	3	1	1	3	1	3	25
Crime in Progress	4	1	4	6	1	6	9	2	8	5	4	5	55
Warrant	0	0	0	0	0	0	0	0	0	1	0	0	1
Court Summons / Citation	0	1	1	0	0	3	2	0	2	1	0	1	11
Order of Protection	0	0	0	0	0	0	0	0	0	0	0	0	0
Other	0	0	3	0	0	0	0	2	1	0	0	3	9
Total Arrests	4	3	10	8	4	14	14	5	12	10	5	12	101
Criminal Investigations													
Assigned Cases	3	15	7	7	11	5	8	7	16	14	12	6	111
Cleared Cases	5	6	6	4	6	5	3	0	7	8	5	7	62
# of Arrests	6	2	2	2	3	6	4	0	3	3	4	8	43
Metrich - Hancock County													
# of Defendants	7	12	29	7	10	9	11	7	8	4	11	7	122
New Cases	12	10	18	8	10	9	8	5	7	4	10	8	109
Closed Cases	7	10	20	6	8	5	11	5	2	7	5	4	90
Towed Vehicles	3	9	10	7	7	5	13	13	11	8	6	9	101
Alarm Calls													
Business	5	6	2	5	5	6	11	4	5	6	6	4	65
Residential	7	8	5	20	11	11	10	10	13	10	7	12	124
Schools	1	3	2	4	6	1	11	4	0	4	3	1	40
Other County Offices	3	4	1	6	1	5	4	3	1	3	2	1	34
Total Alarm Calls	16	21	10	35	23	23	36	21	19	23	18	18	263
Alarm \$ Billed	\$ -	\$ -	\$ -	\$ -	\$ -	\$ -	\$ -	\$ -	\$ -	\$ -	\$ -	\$ -	\$ -
Alarm \$ Received	\$ -	\$ -	\$ -	\$ -	\$ -	\$ -	\$ -	\$ -	\$ -	\$ -	\$ -	\$ -	\$ -
Patrol Car Stats													
Miles Driven	52,113	47,096	56,206	50,480	56,593	49,413	51,094	56,344	45,480	51,547	48,710	45,480	610,556
Gallons of Gas	3,483.0	3,066.5	3,482.4	3,195.7	3,526.0	3,196.8	3,432.2	3,661.5	2,921.9	3,279.1	3,073.0	3,079.5	39,397.5
MPG	14.96	15.36	16.14	15.80	16.05	15.46	14.89	15.39	15.57	15.72	15.85	14.77	15.50
Total \$ Purchased	\$ 10,568.27	\$ 8,268.62	\$ 10,981.72	\$ 10,893.14	\$ 12,681.49	\$ 10,949.00	\$ 11,305.05	\$ 11,736.30	\$ 9,354.13	\$ 9,721.43	\$ 9,081.81	\$ 8,854.94	\$ 124,405.90
Price per Gallon	\$ 3,034	\$ 2,696	\$ 3,153	\$ 3,409	\$ 3,597	\$ 3,425	\$ 3,294	\$ 3,205	\$ 3,201	\$ 2,965	\$ 2,959	\$ 2,875	\$ 3,158

**Hancock County Sheriff's Office
2011 Statistics
Enforcement - Incident Reports**

Township & Village Incident Reports	Jan	Feb	Mar	Apr	May	Jun	Jul	Aug	Sep	Oct	Nov	Dec	Total
Allen	19	14	31	25	26	40	34	29	32	30	26	23	329
Mortimer	0	1	0	0	2	0	1	0	1	0	2	0	7
Van Buren	2	3	2	2	4	9	8	4	4	3	3	4	48
Amanda	1	7	5	1	7	1	4	5	6	8	8	3	56
Vanlue	1	1	4	10	1	6	4	2	0	3	7	0	39
Biglick	6	2	4	6	5	5	7	9	6	8	4	10	72
West Independence	0	0	0	0	0	0	0	0	0	0	0	0	0
Blanchard	8	6	4	9	7	2	8	6	8	5	5	12	80
Benton Ridge	2	0	3	4	1	6	10	5	0	1	0	2	34
Cass	8	7	4	6	11	12	11	13	7	6	3	5	93
Delaware	11	10	12	10	17	5	8	13	17	18	12	14	147
Mt. Blanchard	2	4	7	5	6	9	5	4	7	2	3	4	58
Eagle	10	4	5	16	7	13	11	9	4	3	5	4	91
Findlay	18	16	29	19	22	28	24	25	32	13	20	22	268
Jackson	7	6	7	4	13	11	10	13	13	9	7	8	108
Houcktown	0	0	1	0	1	0	0	0	0	0	0	0	2
Liberty	51	44	67	66	58	85	88	67	68	67	58	74	793
Madison	7	4	7	8	7	4	10	8	9	9	10	6	89
Arlington	14	5	8	9	19	17	10	12	14	11	18	10	147
Williamstown	0	0	0	1	0	1	3	0	0	0	0	0	5
Marion	21	12	24	22	15	24	38	13	18	15	24	28	254
Orange	2	7	10	8	6	9	15	4	8	16	6	14	105
Pleasant	4	7	3	4	6	9	6	3	8	5	6	8	69
McComb	5	3	11	7	12	4	6	6	5	7	3	5	74
Shawtown	0	0	0	0	0	0	0	0	0	0	0	0	0
Portage	6	3	2	9	7	3	2	1	5	2	5	3	48
Union	7	7	12	8	9	14	9	6	12	8	13	7	112
Mt. Cory	0	0	1	2	3	2	2	3	5	2	1	8	29
Rawson	6	2	9	2	4	13	8	10	4	2	7	6	73
Van Buren	1	7	2	5	2	3	2	5	6	4	6	4	47
Jenera	3	2	3	4	5	3	5	3	1	3	4	1	37
New Stark	0	0	0	0	0	0	0	0	0	0	0	0	0
Washington	15	5	9	12	9	7	10	8	9	6	8	6	104
Arcadia	4	6	5	8	8	6	6	4	12	8	4	6	77
Other	3	4	8	12	9	3	8	11	6	9	8	6	87
Totals	244	199	299	304	309	354	373	301	327	283	286	303	3582

**Hancock County Sheriff's Office
2011 Statistics
Enforcement - Accident Reports**

Category	Jan	Feb	Mar	Apr	May	Jun	Jul	Aug	Sep	Oct	Nov	Dec	Total
Property Damage	88	75	47	36	53	48	42	35	52	78	129	82	765
Fatal Accidents	0	1	0	1	0	0	1	1	1	2	0	1	8
Injuries	21	11	9	9	10	16	13	11	4	8	12	9	133
Total Accidents	109	87	56	46	63	64	56	47	57	88	141	92	906
# of Fatalities	0	1	0	1	0	0	1	1	1	2	0	1	8
Speed Related	7	6	8	8	9	7	6	10	6	13	8	5	93
Deer crashes (included in above totals)	22	20	16	10	20	27	12	7	12	37	85	46	314
Warnings/Verbal-Written	139	163	188	154	160	150	140	134	82	126	105	118	1659
Alcohol Related	0	3	5	2	3	2	2	4	3	1	2	2	29
Average BAC Test	0.14%	0.14%	0.16%	0.17%	1.46%	0.16%	0.15%	0.16%	0.20%	0.20%	0.15%	0.17%	0.15%
BAC Test Refusals	5	9	12	8	6	8	9	4	7	8	2	16	94
Township & Village													
Allen	9	5	8	2	5	5	5	4	4	9	10	8	74
Mortimer	0	0	0	0	0	0	0	0	0	0	0	0	0
Van Buren	0	0	0	1	0	0	0	1	0	0	0	1	3
Amanda	5	3	1	0	1	3	1	0	0	5	2	2	23
Vanlue	0	0	0	0	0	2	0	0	1	1	0	0	4
Biglick	6	3	1	1	6	3	0	3	0	6	8	0	37
West Independence	0	0	0	0	0	0	0	0	0	0	0	0	0
Blanchard	4	7	2	1	2	4	1	0	3	2	16	6	48
Benton Ridge	0	1	0	1	1	0	0	1	0	0	0	0	4
Cass	6	3	0	3	2	4	2	6	4	5	3	4	42
Delaware	4	1	1	1	2	1	3	1	2	2	5	5	28
Mt. Blanchard	0	0	0	1	0	0	1	0	1	1	1	0	4
Eagle	3	3	5	4	4	1	3	2	2	7	7	8	49
Findlay	1	0	0	0	2	1	0	0	1	0	0	2	7
Jackson	5	11	2	5	6	6	2	7	3	4	12	4	67
Houcktown	0	0	0	0	0	0	0	0	0	0	0	0	0
Liberty	12	12	15	4	12	7	14	5	8	16	23	11	139
Madison	3	4	1	3	4	5	1	1	0	3	2	9	36
Arlington	3	0	1	0	2	2	2	1	4	2	1	1	19
Williamstown	0	0	0	0	0	0	0	0	0	0	0	0	0
Marion	22	9	8	4	5	11	7	5	12	8	16	10	117
Orange	4	8	2	3	5	2	3	0	0	1	5	2	35
Pleasant	5	5	1	2	1	2	3	2	3	5	1	4	34
McComb	0	0	0	2	0	0	0	0	0	0	2	1	5
Shawtown	0	0	0	0	0	0	0	0	0	0	0	0	0
Portage	5	2	1	2	0	1	1	1	1	3	4	4	25
Union	2	6	3	1	0	1	1	2	1	1	5	3	26
Mt. Cory	0	0	0	0	0	0	0	0	0	0	0	0	0
Rawson	0	0	0	0	0	0	1	0	0	0	0	0	1
Van Buren	4	2	1	1	0	1	0	2	0	3	3	4	21
Jenera	0	0	0	0	0	0	0	0	0	0	0	1	1
New Stark	0	0	0	0	0	0	0	0	0	0	0	0	0
Washington	5	4	2	4	2	4	5	4	1	7	11	0	49
Arcadia	1	1	1	0	1	1	0	1	2	1	0	2	11
Other	0	0	0	0	0	0	0	0	0	0	1	0	1
Totals	109	90	56	46	63	67	56	49	53	91	138	92	910

Hancock County Sheriff's Office
2011 Statistics
Enforcement - Citations

Category	Jan	Feb	Mar	Apr	May	Jun	Jul	Aug	Sep	Oct	Nov	Dec	Total
Violation Summary													
Speed	100	105	142	112	122	73	101	87	103	123	93	98	1259
Seat Belts	2	4	8	6	9	7	3	8	9	4	4	2	66
Child Restraints	0	0	1	0	0	0	1	0	0	0	0	0	2
OMVI	15	15	23	17	17	20	26	13	12	10	8	22	198
License Violations	23	25	19	14	24	14	20	12	15	12	8	12	198
Intersection Violations	17	16	18	13	15	18	9	6	13	7	9	16	157
Other Moving	39	40	34	25	37	35	51	20	20	26	19	31	377
Non-moving	18	12	21	20	11	8	11	8	4	13	7	15	148
Total Violations	214	217	266	207	235	175	222	154	176	195	148	196	2405

Citation Summary
Township & Village

Allen	3	3	9	5	13	6	14	8	10	14	8	6	99
Mortimer	0	0	0	0	0	0	0	0	0	0	0	0	0
Van Buren	9	15	17	11	10	10	5	10	6	15	5	8	121
Amanda	2	1	3	2	8	4	2	0	2	0	10	0	34
Vanlue	0	2	0	1	1	1	0	0	0	1	0	0	6
Biglick	6	10	8	7	11	4	8	7	4	4	0	7	76
West Independence	0	0	0	0	0	0	0	0	0	0	0	0	0
Blanchard	14	12	16	11	7	2	8	6	4	12	11	14	117
Benton Ridge	0	1	1	2	3	0	1	0	1	0	0	0	9
Cass	5	3	2	7	4	5	7	8	7	6	5	8	67
Delaware	2	6	3	7	5	5	7	1	6	10	4	5	61
Mt. Blanchard	0	1	0	0	0	0	1	0	1	0	0	0	3
Eagle	15	15	12	8	4	8	9	11	5	7	3	7	104
Findlay	43	30	36	18	34	33	25	20	22	23	27	25	336
Jackson	13	10	18	17	17	5	13	7	10	5	16	11	142
Houcktown	0	0	0	0	0	0	0	0	0	0	0	0	0
Liberty	14	12	32	18	31	15	21	18	22	23	12	12	230
Madison	3	3	7	11	3	12	5	1	0	5	2	2	54
Arlington	5	6	4	2	5	3	1	3	4	7	3	1	44
Williamstown	0	0	0	0	0	0	0	0	0	0	0	0	0
Marion	16	8	13	7	15	8	18	8	8	5	10	12	128
Orange	12	18	22	19	9	3	10	4	6	8	8	8	127
Pleasant	5	2	2	2	5	2	1	1	3	10	2	6	41
McComb	2	0	1	1	0	0	0	0	0	0	1	2	10
Shawtown	0	0	0	0	0	0	0	0	0	0	0	0	0
Portage	2	5	4	1	0	3	3	1	2	1	2	5	29
Union	1	4	3	1	3	1	4	5	4	2	1	4	33
Mt. Cory	0	0	0	0	0	0	0	0	0	0	0	0	0
Rawson	0	0	0	0	0	0	0	0	0	1	0	1	2
Van Buren	0	2	0	4	1	2	0	4	2	0	0	1	16
Jenera	0	0	0	0	0	0	0	0	0	0	0	1	1
New Stark	0	0	0	0	0	0	0	0	0	0	0	0	0
Washington	7	6	7	9	6	2	11	6	7	5	2	6	74
Arcadia	3	4	0	1	1	2	2	2	1	7	4	5	32
Other	1	0	1	1	2	1	0	2	0	0	0	0	8
Total Citations	183	179	221	173	198	137	176	133	137	174	136	157	2004

**Hancock County Sheriff's Office
2011 Statistics
Communications**

Category	Jan	Feb	Mar	Apr	May	Jun	Jul	Aug	Sep	Oct	Nov	Dec	Total
<u>Dispatch Calls</u>													
911 Calls Received	803	968	728	780	832	874	814	1013	905	1132	840	812	10501
2424	3506	4017	3826	3716	3963	4047	3803	3899	3923	3844	4067	3650	46261
2425	430	652	580	481	587	554	569	536	524	465	584	486	6448
2426	265	343	476	326	314	281	290	309	274	269	299	300	3746
Total Dispatch	5004	5980	5610	5303	5696	5756	5476	5757	5626	5710	5790	5248	66956
<u>Administrative</u>													
7097 - Main line	1642	3599	2791	1804	2033	1839	1907	2025	1945	1915	1802	1815	25117
7098 - Rollover line	366	497	536	438	423	380	411	429	417	403	396	414	5110
All Transport Warrant	1344	772	836	979	1424	1098	894	1549	1400	1183	1155	1204	13838
7239 - Civil Process	426	444	606	508	536	480	528	628	686	631	527	690	6690
7251 - Records	855	684	620	352	344	347	358	366	375	364	364	350	5379
Total Administrative	4633	5996	5389	4081	4760	4144	4098	4997	4823	4496	4244	4473	56134
<u>Corrections</u>													
7202 - Main Line	2753	3065	3870	3580	3581	3374	3109	3566	3538	3360	3233	3245	40274
7203 - Rollover Line	2369	2131	2839	2605	2539	2737	2589	3019	2802	2539	2550	2643	31362
Total Corrections	5122	5196	6709	6185	6120	6111	5698	6585	6340	5899	5783	5888	71636
Total Calls for Agency	14759	17172	17708	15569	16576	16011	15272	17339	16789	16105	15817	15609	194726

Hancock County Sheriff's Office
2011 Statistics
Transport Warrant & Civil Unit

Category	Jan	Feb	Mar	Apr	May	Jun	Jul	Aug	Sep	Oct	Nov	Dec	Total
Transports													
Adult Escorts	64	56	79	56	59	72	58	74	67	59	45	56	745
Adult Inst. Transports	15	13	14	16	26	17	15	16	8	11	19	15	185
Totl Adult Transports	17	25	23	23	30	29	21	20	10	17	20	21	256
Adult Transport Time	57.25	42.00	99.00	34.75	48.00	47.20	37.50	51.75	21.75	30.00	48.25	35.25	552.70
Mileage	2,219	1,926	1,520	1,177	2,152	2,126	1,590	2,379	622	1,237	3,470	1,527	21,945
Adult Transport Fees	\$ 1,940.00	\$ 4,043.50	\$ 2,840.00	\$ 2,357.00	\$ 4,743.00	\$ 3,445.88	\$ 3,012.00	\$ 4,070.00	\$ 2,261.00	\$ 3,055.00	\$ 4,015.00	\$ 3,420.00	\$ 39,202.38
Juvenile Transport Trips	12	18.5	22	15	7	16	9	20	7	17	17	15	175.5
# of Juveniles Transported	11	14	23.25	18	8	27	19	22	8	26	18.25	17	211.5
Juvenile Transport Time	20.00	21.50	39.50	24.25	10.25	27.20	14.50	26.50	10.50	22.75	20.75	26.25	263.95
Mileage	563	743	1,194	760	450	1,080	450	1,051	385	824	884	1,012	9,396
Juvenile Transport Fees	\$ 743.50	\$ 1,077.00	\$ 1,187.00	\$ 799.00	\$ 832.00	\$ 1,654.00	\$ 769.00	\$ 1,102.00	\$ 66.00	\$ 1,475.00	\$ 1,369.00	\$ 1,054.00	\$ 12,127.50
Probate Transports	0	0	0	0	0	0	1	0	0	1	0	0	4
Probate Transport time	0.00	0.00	0.00	0.00	0.00	0.00	2.25	0.00	5.00	3.50	0.00	0.00	10.75
Mileage	0	0	0	0	0	0	120	0	5	108	0	0	233
Probate Transport Fees	\$ -	\$ -	\$ -	\$ -	\$ -	\$ -	\$ -	\$ -	\$ -	\$ -	\$ -	\$ -	\$ -

Courthouse Security (Hours)

HPCP	23.25	114.25	20.95	13.00	18.75	12.00	21.95	14.75	10.25	15.37	7.25	24.25	296.02
West Entrance	189.00	166.50	210.25	184.75	182.00	218.25	197.50	218.25	187.75	201.00	160.00	195.50	2,310.75
Adult Probation	0.00	0.00	0.00	0.25	0.00	0.00	0.00	0.00	0.00	0.00	0.00	0.00	0.25
BMV/ROC/SCEA	0.00	0.00	0.00	0.00	0.25	0.00	0.00	0.00	0.00	0.00	0.00	0.00	0.25
Juvenile Court	0.00	2.75	5.25	1.25	0.50	0.25	0.50	0.75	0.25	0.00	0.00	0.00	11.25
FMC	0.00	1.25	5.75	2.25	4.50	3.95	4.75	0.00	0.00	0.50	1.00	4.50	28.45
In House Court	0.75	2.00	2.45	3.75	1.20	2.50	4.00	3.25	0.50	2.00	1.00	0.75	24.15
Total Security Hours	213.00	286.75	244.65	205.25	207.20	236.95	228.70	237.00	198.50	218.87	169.25	225.00	2,671.12
West Entrance Traffic	8,510	8,584	7,365	4,577	6,580	6,781	7,668	7,065	6,396	6,026	3,956	6,413	79,921

Warrants

Warrants Entered	80	53	90	58	61	104	79	93	85	62	81	72	918
Warrants Archived	94	74	90	102	85	100	79	79	67	67	81	55	973
Warrant Fees	\$ 2,146.00	\$ 1,252.00	\$ 1,151.99	\$ 1,397.66	\$ 1,459.00	\$ 1,709.00	\$ 2,332.00	\$ 1,041.00	\$ 764.00	\$ 1,012.00	\$ 1,535.00	\$ 365.00	\$ 16,164.65
Unentered Warrants Recalled	5	6	7	4	5.5	3	0	25	7	62	24	5	153.5
Recalled Warrant Fees	\$ 500.00	\$ 600.00	\$ 420.00	\$ 140.00	\$ 440.00	\$ 900.00	\$ 260.00	\$ 461.00	\$ 380.00	\$ 185.00	\$ 451.00	\$ 240.00	\$ 4,977.00

Hancock County Sheriff's Office
2011 Statistics
Transport Warrant & Civil Unit

Category	Jan	Feb	Mar	Apr	May	Jun	Jul	Aug	Sep	Oct	Nov	Dec	Total
Sex Offender Registration													
Sorn Hours	24	3.6	14	6.3	32	27	34	26	31	21	27	27	272.9
Adult Registrations:													
Tier I	13	11	18	4	14	19	14	14	11	10	14	15	157
Tier II	3	0	8	2	2	8	2	4	6	5	4	3	47
Tier III	9	3	14	5	11	5	11	5	8	8	6	10	95
Juvenile Registrations:													
Tier I	1	1	0	2	1	0	2	1	0	1	1	0	10
Tier II	0	0	0	1	0	0	0	0	0	0	0	0	1
Tier III	0	0	1	0	0	0	0	0	0	0	0	0	1
Total SORN Registrations	26	15	41	14	28	32	29	24	25	24	25	28	311

Concealed Carry Permits													
CCW Hours	30.25	4.75	33	24.2	41.75	19.75	24.25	28.5	26.25	12.5	26.25	33.5	304.95
CCW Permits Issued	12	24	45	50	19	12	15	24	25	33	35	27	321

Civilian Fingerprints													
Webcheck	2.25	0	2.25	3.75	8	8	5.75	4.5	2	2.25	1.75	4	44.5
Manual	2	1	17	18	13	23	6	2	2	3	3	1	91
Total Civilian Fingerprints	4.25	1	19.25	21.75	21	31	11.75	6.5	4	5.25	4.75	5	135.5

Juvenile Fingerprints	2	4	3	1	2	1	4	4	0	1	3	3	28
------------------------------	---	---	---	---	---	---	---	---	---	---	---	---	----

Extraditions													
# of Extraditions	0	0	0	0	0	0	0	0	1	0	0	0	1
Extradition Transport Time	0.00	0.00	0.00	0.00	0.00	0.00	0.00	0.00	0.00	0.00	0.00	0.00	0.00
Mileage	0	0	0	0	0	0	0	0	93	0	0	0	93
Extradition Fees	\$ -	\$ -	\$ -	\$ -	\$ -	\$ -	\$ -	\$ -	\$ 2,047.55	\$ -	\$ -	\$ -	\$ 2,047.55

Civil Process													
Sheriff's Sales Received	30	14	21	23	36	17	25	25	26	41	20	21	299
Appraisals	28	11	15	15	24	24	14	29	18	14	29	21	242
Sales Withdrawn	6	5	10	2	11	0	11	9	7	9	7	15	92
Sales Conducted	8	15	10	6	20	13	16	12	13	20	25	25	183
Chattel Sales	0	0	0	0	0	0	0	0	0	0	0	0	0
Execution Sales	0	0	0	0	0	0	0	0	0	0	0	0	0
Civil Papers Received	232	178	174	198	183	173	220	237	191	215	213	157	2371
Civil Papers Served	218	130	186	170	159	137	185	192	143	186	176	143	2025
CPO's Served	14	11	18	12	15	13	31	14	12	18	8	16	182

Hancock County Sheriff's Office
2011 Statistics
Corrections - Population

Category	Jan	Feb	Mar	Apr	May	Jun	Jul	Aug	Sep	Oct	Nov	Dec	Total
# of Prisoners Booked	207	149	235	211	185	206	205	214	207	199	209	183	2,410
# of Prisoners Released	186	163	223	199	194	214	183	216	209	196	217	192	2,392
Fed'l Contracted Prisoners Held	0	0	0	0	0	0	0	0	0	0	0	0	0
Contracted Prisoners Held (Excluding Findlay Police Dept.)	0	0	5	0	0	0	0	0	0	0	0	0	5
Highest Population	102	97	107	98	105	102	104	115	115	104	100	92	115
Lowest Population	66	80	83	75	80	74	83	97	94	86	83	72	66
Average Daily Population	82	90	93	91	95	91	90	105	100	93	92	83	92
# of days Exceeded (98) Population	4	2	9	0	11	5	4	28	14	2	3	0	82
Gender													
Male	156	110	178	167	140	160	159	158	159	152	170	142	1,851
Female	51	39	57	44	45	46	46	56	48	47	39	41	559
Total	207	149	235	211	185	206	205	214	207	199	209	183	2,410
Felons													
Male	47	33	44	41	31	52	39	41	40	29	58	41	496
Female	6	16	12	12	11	10	10	11	11	7	10	11	127
Total	53	49	56	53	42	62	49	52	51	36	68	52	623
Misdemeanors													
Male	105	74	123	119	105	104	115	113	113	117	106	92	1,286
Female	44	21	45	35	34	38	36	44	34	40	28	29	428
Total	149	95	168	154	139	142	151	157	147	157	134	121	1,714
Length of Stay													
Highest	135	25	210	180	25	185	180	38	60	369	365	20	
Lowest	3	2	3	3	2	2	3	2	3	2	3	3	
Average	20	3	33	30	5	11	17	4	8	18	26	3	
DWI/OMVI	42	21	47	40	25	21	26	26	37	42	40	35	402
Highest	0	0	15	30	0	5	0	10	10	20	0	5	
Lowest	0	3	10	10	3	5	5	3	5	5	10	0	
Average	0	0	0	1	0	0	0	0	0	0	0	0	
DUS	4	3	7	4	3	5	5	3	4	3	3	1	45
Highest	10	0	27	0	10	10	0	30	0	16	20	29	
Lowest	5	0	0	0	2	3	0	3	5	12	1	0	
Average	7	0	0	0	0	0	0	1	0	0	0	0	
Domestic Violence	15	6	10	9	25	25	22	15	14	14	10	17	182

Hancock County Sheriff's Office
2011 Statistics
Corrections - Population

Category	Jan	Feb	Mar	Apr	May	Jun	Jul	Aug	Sep	Oct	Nov	Dec	Total
Age Groups													
Under 20	28	24	31	30	27	28	29	34	28	27	32	32	350
21 - 24	31	27	45	39	36	34	37	37	45	33	38	39	441
25 - 29	50	26	48	40	39	46	48	52	48	48	43	30	518
30 - 39	50	37	53	61	42	52	49	48	50	53	52	34	581
40 - Over	48	35	58	41	41	46	42	43	36	38	44	48	520

Race	Jan	Feb	Mar	Apr	May	Jun	Jul	Aug	Sep	Oct	Nov	Dec	Total
White	152	102	169	147	143	145	150	145	150	141	144	128	1,716
Black	38	32	50	38	29	43	40	47	37	38	39	41	472
Hispanic	16	15	14	19	12	14	13	18	19	20	23	12	195
Asian	0	0	1	6	1	1	0	1	1	0	3	1	15
American Indian	1	0	0	0	0	2	2	2	0	0	0	1	8
Iranian	0	0	1	1	0	1	0	1	0	0	0	0	4

Marital Status	Jan	Feb	Mar	Apr	May	Jun	Jul	Aug	Sep	Oct	Nov	Dec	Total
Married	32	36	37	40	36	39	46	42	47	44	46	25	470
Single	139	85	157	135	128	144	132	143	142	130	128	131	1,594
Divorced	33	27	40	29	21	21	25	26	18	21	32	23	316
Widowed	3	1	1	7	0	2	2	3	0	4	3	4	30

Offenses	Jan	Feb	Mar	Apr	May	Jun	Jul	Aug	Sep	Oct	Nov	Dec	Total
Violent	6	4	11	7	7	5	6	11	14	11	9	4	95
Property	14	16	15	11	11	16	16	18	17	9	17	16	176
Drug	42	29	33	32	28	43	38	27	33	32	39	22	398
Alcohol	55	32	56	54	38	45	44	50	52	50	56	52	584
Fines & Costs	0	0	0	0	0	0	0	0	0	0	0	0	0
Public Order Offenses	2	1	6	1	1	2	4	4	1	2	5	2	31
Traffic	33	20	26	36	24	26	36	40	34	31	31	28	365
Parole	1	1	1	2	0	1	2	3	1	1	2	4	19
Child Support	6	5	10	15	10	8	7	9	5	8	8	3	94
Miscellaneous	31	32	60	41	39	30	27	33	30	37	29	34	423
Total Number of Recidivisms	6	3	8	6	1	2	0	8	6	12	3	3	58

Meal Service	Jan	Feb	Mar	Apr	May	Jun	Jul	Aug	Sep	Oct	Nov	Dec	Total
# of Prisoner Meals Served	6,318	7,537	9,436	7,424	7,755	9,166	7,240	8,688	8,389	7,605	7,783	8,715	96,056

Hancock County Sheriff's Office
2011 Statistics
Corrections - Program Participation

Category	Jan	Feb	Mar	Apr	May	Jun	Jul	Aug	Sep	Oct	Nov	Dec	Total
Mental Health													
Alcohol/Drug Interdiction - Male	0	0	10	23	13	23	19	0	0	0	0	0	88
Alcohol/Drug Interdiction - Female	0	0	0	0	0	0	0	0	0	0	0	0	0
Emotions Management	0	0	0	0	0	0	0	0	0	0	0	0	0
# Referred for One on One Counseling	83	90	106	93	139	141	123	133	134	133	118	71	1,364
Off-Site Mental Health Counseling	3	0	0	0	0	0	0	0	0	0	0	2	5

General													
Alcoholics Anonymous	39	27	26	52	89	65	62	41	65	48	34	55	603
GED	0	1	3	8	10	4	21	17	12	7	4	1	88
Literacy	0	0	0	0	0	0	0	2	4	4	4	2	16
Parenting Classes	0	0	0	0	0	0	0	0	0	0	0	0	0
Coaching Clinic	22	9	61	21	29	33	11	11	0	0	0	0	197
Money Management Class	0	0	0	0	0	0	0	0	0	0	0	0	0
Art Program	5	0	5	7	22	9	12	5	5	7	6	2	85
Domestic Violence Class (Males)	0	0	0	0	0	0	0	17	17	12	8	2	56
Domestic Violence Class (Females)	0	0	0	0	0	0	0	44	39	20	13	3	119

Library													
Number of Visits	194	139	210	140	188	56	144	167	214	181	127	132	1,892
Number of Books Issued	311	158	358	264	345	95	289	251	310	349	196	232	3,158
Number of Bibles Issued	26	11	27	16	30	2	21	23	21	16	20	13	226
Number of Comics Issued	0	0	0	0	0	0	0	0	0	26	54	29	109
													0

Religious													
Bible Study (Males)	10	5	7	15	25	32	21	14	20	23	26	27	225
Bible Study (Females)	20	12	27	20	17	25	18	44	24	23	24	16	270
Protestant Church Services	25	43	72	44	51	78	37	51	45	50	32	17	545
Catholic Church Services	0	0	0	0	0	0	0	0	0	0	0	0	0
Female Catholic Visits	0	0	0	0	0	0	0	16	9	13	3	3	44

Hancock County Sheriff's Office
2011 Statistics
Corrections - Program Participation

Category	Jan	Feb	Mar	Apr	May	Jun	Jul	Aug	Sep	Oct	Nov	Dec	Total
Medical													
Receiving Screens	190	110	215	186	172	177	181	200	181	187	182	153	2,134
Medical Requests	53	56	94	98	77	65	64	107	75	55	68	70	882
Phone Calls to Doctor	8	4	18	19	4	5	9	15	2	7	9	12	112
Office Transports (TW)	9	5	16	9	11	15	7	8	2	3	9	8	102
Prison / Jail Transports	4	16	17	13	21	17	12	14	6	10	12	11	153
# Seen by Facility Doctor	40	63	88	68	60	68	57	95	64	80	70	61	814
# Seen by Facility Nurse	83	93	131	105	103	91	98	113	88	106	107	99	1,217
# Seen by Officer	57	36	95	64	78	37	47	51	33	49	52	49	648
Responded to Accidents	1	1	1	3	1	2	2	0	2	4	4	0	21
Number of TB Tests	7	39	41	46	34	28	29	37	32	32	34	40	399
TB Tested Positive	0	0	0	0	0	0	0	0	0	0	0	0	0
Daily Count Diabetics	68	85	105	78	89	66	73	81	57	79	73	41	895
Number of Lab Tests	34	6	3	6	3	1	1	1	4	3	1	9	72
Mental Health Requests	18	26	40	32	62	36	63	75	36	54	63	44	549
Prescreener Called	4	2	4	7	3	7	3	6	10	4	9	7	66
# of Prescriptions Filled	30	29	44	37	112	49	27	29	26	16	11	8	418
# of Psychotropic Prescriptions Filled	28	22	43	44	21	33	38	42	40	42	30	12	395
Avg# Inmates Receiving Psychotropic Meds	24	25	26	24	53	23	19	25	25	23	25	23	26
# Inmates on Special Diets	83	102	97	89	87	71	100	88	65	79	79	48	988
# Off-Site Long Term Mental Health Trtmt (Northcoast Behavioral Center - Toledo)	1	3	2	2	1	1	1	1	1	0	0	0	13
# Off-Site Medical Care (ER, Doctor's Office, Dentist)	2	4	6	1	3	1	4	6	3	5	3	5	43

Inmate Worker Program													
# of Male Prisoners	33	20	22	32	41	29	38	34	26	29	32	47	383
# of Female Prisoners	17	13	14	14	13	12	16	17	18	13	11	14	172
# of Outside Work Details	92	62	93	80	96	96	102	102	81	99	89	96	1,068
# of Car Washes/Waxes Completed	28	25	21	22	56	48	39	37	12	22	9	21	340

Hancock County Sheriff's Office
2011 Statistics
Miscellaneous Administrative Statistics

Category	Jan	Feb	Mar	Apr	May	Jun	Jul	Aug	Sep	Oct	Nov	Dec	Total
Records													
Reports Processed	339	197	419	331	381	431	474	417	533	429	456	474	4,881
Public Record Requests	146	78	115	51	66	79	86	67	61	43	70	82	944
Local Background Checks	22	36	48	70	46	32	49	38	68	66	42	27	544

General Fund Expenditures

General Office	\$ 71,254.90	\$ 29,891.14	\$ 37,774.66	\$ 47,136.98	\$ 42,465.53	\$ 31,430.19	\$ 32,683.87	\$ 37,517.53	\$ 54,129.54	\$ 36,697.09	\$ 46,749.65	\$ 29,553.44	\$ 497,284.52
Enforcement	\$ 232,732.06	\$ 184,687.78	\$ 196,423.95	\$ 254,556.99	\$ 225,328.93	\$ 209,986.95	\$ 194,207.66	\$ 201,819.04	\$ 267,888.10	\$ 191,548.58	\$ 198,965.61	\$ 191,620.75	\$ 2,549,766.40
Transport Warrant	\$ 29,646.58	\$ 29,624.44	\$ 30,460.31	\$ 38,255.18	\$ 29,718.89	\$ 27,719.32	\$ 26,409.26	\$ 26,250.45	\$ 38,211.19	\$ 26,585.27	\$ 27,331.40	\$ 26,012.46	\$ 356,224.75
Total Enforcement	\$ 333,633.54	\$ 244,203.36	\$ 264,658.92	\$ 339,949.15	\$ 297,513.35	\$ 269,136.46	\$ 253,300.79	\$ 265,587.02	\$ 360,228.83	\$ 254,830.94	\$ 273,046.66	\$ 247,186.65	\$ 3,403,275.67
Corrections	\$ 225,539.87	\$ 193,327.67	\$ 189,032.23	\$ 254,387.79	\$ 206,624.02	\$ 194,334.35	\$ 211,619.97	\$ 215,918.85	\$ 264,178.94	\$ 211,970.75	\$ 199,113.93	\$ 218,055.76	\$ 2,584,104.13
ROC	\$ -	\$ -	\$ -	\$ -	\$ -	\$ -	\$ -	\$ -	\$ -	\$ -	\$ -	\$ -	\$ -
Total Gen'l Fund Expenditures	\$ 559,173.41	\$ 437,631.03	\$ 453,691.15	\$ 594,336.94	\$ 504,137.37	\$ 463,470.81	\$ 464,920.76	\$ 481,505.87	\$ 624,407.77	\$ 466,801.69	\$ 472,160.59	\$ 465,242.41	\$ 5,987,379.80

General Fund Receipts

Fees & Fines Collected	\$ 8,600.45	\$ 13,054.09	\$ 9,321.51	\$ 10,658.04	\$ 11,140.54	\$ 7,219.34	\$ 7,897.43	\$ 10,950.60	\$ 9,536.14	\$ 11,409.08	\$ 8,164.98	\$ 9,186.24	\$ 117,138.44
Security Contracts - General Fund	\$ 2,689.39	\$ 1,472.95	\$ 3,715.49	\$ 2,783.86	\$ 3,748.58	\$ 1,506.06	\$ 3,978.79	\$ 1,529.00	\$ 4,012.57	\$ 2,753.89	\$ 1,537.45	\$ 3,885.85	\$ 33,593.88
Prisoner Housing	\$ -	\$ 91,074.21	\$ 45,804.98	\$ -	\$ 57,803.39	\$ 108,102.11	\$ 47,732.66	\$ 42,863.17	\$ 46,421.70	\$ 220.00	\$ 98,295.67	\$ 51,887.90	\$ 590,205.79
Resident Housing	\$ 30.00	\$ 85.00	\$ 110.00	\$ 25.00	\$ -	\$ 30.00	\$ 25.00	\$ 25.00	\$ 50.00	\$ 25.00	\$ 25.00	\$ 25.00	\$ 455.00
Other	\$ 2,859.62	\$ 646.33	\$ 10,100.45	\$ 6,295.65	\$ 1,720.67	\$ 3,244.78	\$ 4,332.05	\$ 2,774.91	\$ 16,360.64	\$ 2,290.68	\$ 6,842.35	\$ 5,555.30	\$ 63,023.43
Total to General Fund	\$ 14,179.46	\$ 106,332.58	\$ 69,052.43	\$ 19,742.55	\$ 74,413.18	\$ 120,102.29	\$ 63,965.93	\$ 58,142.68	\$ 76,381.05	\$ 16,698.65	\$ 114,865.45	\$ 70,540.29	\$ 804,416.54

Grant Funds Received

Grant Funds Received	\$ 2,330.54	\$ 2,794.36	\$ 28,455.43	\$ 5,337.73	\$ 2,408.17	\$ 16,361.48	\$ -	\$ 16,012.41	\$ 6,876.78	\$ 61,184.54	\$ 4,701.26	\$ -	\$ 146,462.70
----------------------	-------------	-------------	--------------	-------------	-------------	--------------	------	--------------	-------------	--------------	-------------	------	---------------

Security Contracts - Special Fund

Security Contracts - Special Fund	\$ 6,620.00	\$ -	\$ 10,592.00	\$ 6,620.00	\$ 5,296.00	\$ 5,296.00	\$ 6,785.00	\$ 5,406.40	\$ 6,758.00	\$ 5,406.40	\$ -	\$ 10,804.35	\$ 69,584.15
-----------------------------------	-------------	------	--------------	-------------	-------------	-------------	-------------	-------------	-------------	-------------	------	--------------	--------------

Special Fund Receipts

Special Fund Receipts	\$ 6,820.34	\$ 7,439.28	\$ 12,005.25	\$ 10,719.92	\$ 10,554.77	\$ 10,521.54	\$ 19,235.77	\$ 13,874.56	\$ 9,420.81	\$ 13,239.31	\$ 28,292.63	\$ 12,576.93	\$ 154,701.11
-----------------------	-------------	-------------	--------------	--------------	--------------	--------------	--------------	--------------	-------------	--------------	--------------	--------------	---------------

Total Receipts to all Funds

Total Receipts to all Funds	\$ 29,950.34	\$ 116,566.22	\$ 120,105.11	\$ 42,420.20	\$ 92,672.12	\$ 152,281.31	\$ 89,986.70	\$ 93,436.05	\$ 99,436.64	\$ 96,528.90	\$ 147,859.34	\$ 93,921.67	\$ 1,175,164.50
-----------------------------	--------------	---------------	---------------	--------------	--------------	---------------	--------------	--------------	--------------	--------------	---------------	--------------	-----------------