



disley

Tailored for success

WATERFRONT
MANUFACTURING LTD

CORPORATE, UNIFORM & WORK CLOTHING

T: 01953 718719 F: 01953 718778

E: sales@waterfrontmanufacturing.co.uk

W: www.waterfrontmanufacturing.co.uk

Business wear for men and women

LOOK THE BUSINESS EVERY WORKING DAY



Welcome to our latest collection of business and work clothing.

Creating hardworking clothing for hardworking men and women, our shirts, blouses, polos and tailoring combine comfortable, durable fabrics with modern contemporary styling.

The result is a range of corporate wear which not only makes the right professional impression but delivers exceptional performance, working day after working day.

So whatever business you're in, invest in the best for your people - choose from the Disley or Williams range.

Contents

Disley Shirt & Blouses	4
Disley Non-Iron Shirts & Blouses	06-07
Disley Classic Shirts & Men's White Shirts	08-09
Disley Stripe Shirts & Blouses	10-11
Disley Houndstooth Check Shirts & Blouses	12-13
Disley Houndstooth Check Shirts & Blouses & Men's Check Shirts	14-15
Disley Slim Fit Shirts & Double Cuff Shirts & Blouses	16-17
Disley End-on-End Shirts & Blouses	18-19
Disley Bar & Bistro Shirts & Blouses	20-21
Disley Self Stripe & Executive Stripe Shirts & Blouses	22-23
Disley Business Stripe Shirts & Blouses	24-25
Disley Oxford Shirts	26-27
Disley Oxford Shirts & Blouses	28-29
Disley Cotton Touch Blouses	30-31
Disley Ties & Polo Shirts	32-33
Disley Business Tailoring	34
Disley Men's and Ladies Two Button Jackets	36-37
Disley Men's and Ladies Three Button Jackets	38-39
Disley Men's and Ladies Waistcoats & Men's Trousers	40-41
Disley Ladies Trousers & Skirts	42-43
Williams Shirt & Blouses	44
Williams Classic Shirts & Blouses	46-47
Williams Pilot Shirts & Blouses	48-49
Williams Security Shirts & Blouses & Bush Shirt	50-51
Williams Hospitality Tailoring	52
Williams Hospitality Men's & Ladies Waistcoats, Trousers & Skirts	54-55
Bespoke Tailoring Service	56
Bespoke Shirts, Blouses & Tailoring Services	58-61
Sizing Guides	62-63




New season, new lines

It's our job to keep improving the products and choice we bring you. And this year, we're proud to add a number of new designs to our range, including...



NEW

Disley Slim Fit Shirts



NEW

Ladies Black and White Long Sleeve Gingham Blouse



NEW

Men's Lilac Stripe Shirt



LOOK
SHARP

disley

SHIRTS & BLOUSES

Pressing all the right buttons.

All the smart shirts and blouses you've been looking for.

Available in a variety of classic and contemporary styles, colours and patterns, Disley's shirts and blouses for men and women have been tailored to look like you really mean business.

From Oxford plains to business checks and stripes, our designs have exactly the executive feel you're looking for. While our non-iron shirts and blouses provide the ideal wash and wear, easy care option for those with busy working lives.

Double cuffs and cutaway collars show off Disley's dedication to detail to maximum effect. Plus for a more fashion focused feel, take a look at our long and short sleeve slim-fit shirts – new for 2014. And don't forget, for a casual yet still corporate look the unbeatable Disley polo shirt comes in a range of colours and sizes up to 5XL.

disley

NON-IRON

Shirts & Blouses

FEATURES:

EASY CARE FABRIC - 65% POLYESTER / 35% COTTON (115G) MEN'S SEMI CUTAWAY COLLAR & LADIES CLASSIC COLLAR LONG AND SHORT SLEEVE AVAILABLE IN SELECTED COLOURS

Men's Non-Iron Shirt

Sizes: 14½ - 21"

- C114 Long Sleeve White
- H114 Short Sleeve White
- C117 Long Sleeve Mushroom
- C123 Long Sleeve Raspberry
- C124 Long Sleeve Lilac
- C125 Long Sleeve French Navy

(short sleeve only available up to size 19")



Men's Non-Iron Short Sleeve White Shirt



Men's Non-Iron Long Sleeve French Navy Shirt



Ladies Non-Iron Short Sleeve White Blouse



Ladies Non-Iron Long Sleeve Blue Blouse

Ladies Non-Iron Blouse

Sizes: 6 - 30

- LL114 Long Sleeve White
- LH114 Short Sleeve White
- LL115 Long Sleeve Blue
- LH115 Short Sleeve Blue
- LH117 Short Sleeve Mushroom
- LL123 Long Sleeve Raspberry
- LH123 Short Sleeve Raspberry
- LL124 Long Sleeve Lilac
- LH124 Short Sleeve Lilac
- LH125 Short Sleeve French Navy



Mushroom



Raspberry



Lilac



Mushroom



Raspberry



Lilac



French Navy

CLASSIC

Shirts

FEATURES:

EASY CARE FABRIC - 65% POLYESTER / 35% COTTON (115G) AVAILABLE IN LONG & SHORT SLEEVE

Men's Classic Shirt

Classic collar, breast pocket.

Adjustable twin button cuff on long sleeve.

Sizes: 14 1/2 - 21"

C901 Long Sleeve White

H901 Short Sleeve White

C902 Long Sleeve Blue

H902 Short Sleeve Blue



CLASSIC COLLAR



Men's Classic Short Sleeve White Shirt



Men's Classic Long Sleeve Blue Shirt

WHITE

Shirts for Men

FEATURES:

EASY CARE FABRIC - 65% POLYESTER / 35% COTTON (115G)



Men's Plain Colour Button-down Collar Long Sleeve Shirt



Men's Button Down Collar Short Sleeve Shirt

Men's Button Down Collar Shirt

Adjustable twin button cuff on long sleeve.

Breast pocket.

Sizes: 14 1/2 - 21"

C901B Men's Plain Colour Button Down Collar Long Sleeve Shirt

H901B Men's Plain Colour Button Down Collar Short Sleeve Shirt



BUTTON DOWN COLLAR



Men's Cutaway Collar Long Sleeve Shirt

Men's Cutaway Collar Shirt

Adjustable twin button cuff. Breast pocket.

Sizes: 14 1/2 - 21"

C901CC Men's Cutaway Collar Long Sleeve Shirt



CUTAWAY COLLAR

STRIPE

Shirts & Blouses


FEATURES:
FABRIC 55% POLYESTER / 45% COTTON (100G)
MODERN CLASSIC COLLAR

Men's Stripe Classic Collar Shirt **NEW**

Sizes: 14 1/2 - 21"

C410 Long Sleeve Lilac

C411 Long Sleeve Aqua



Men's Stripe
Classic Collar
Long Sleeve
Lilac Shirt



Men's Stripe Classic Collar Long Sleeve Aqua Shirt



Ladies Stripe
Classic Collar
Long Sleeve
Aqua Blouse

Ladies Stripe Classic Collar Blouse **NEW**

Sizes: 6 - 30

LL410 Long Sleeve Lilac

LL411 Long Sleeve Aqua



Ladies Stripe Classic Collar Long Sleeve Lilac Blouse


HOUNDSTOOTH CHECK

Shirts & Blouses

FEATURES:
FABRIC 55% POLYESTER / 45% COTTON (100G)
MODERN CLASSIC COLLAR


Men's Houndstooth Classic Collar Shirt **NEW**
Sizes: 14 1/2 - 21"

C400 Long Sleeve Lilac
C401 Long Sleeve Aqua



NEW

Men's Houndstooth Long Sleeve Lilac Shirt



Men's
Houndstooth
Long Sleeve
Aqua Shirt

NEW




Ladies
Houndstooth
Long Sleeve
Lilac Blouse

NEW

Ladies Houndstooth
Classic Collar Blouse **NEW**
Sizes: 6 - 30

LL400 Long Sleeve Lilac
LL401 Long Sleeve Aqua




NEW

Ladies Houndstooth Long Sleeve Aqua Blouse



Lilac



Aqua

HOUNDSTOOTH CHECK

Shirts & Blouses


FEATURES:
FABRIC 55% POLYESTER / 45% COTTON (100G)
MODERN CLASSIC COLLAR

Men's Houndstooth
Classic Collar Shirt **NEW**
Sizes: 14½ - 21"


C402 Long Sleeve Berry

Ladies Houndstooth
Classic Collar Shirt **NEW**
Sizes: 6 - 30

LL402 Long Sleeve Berry



Berry



NEW

Ladies Houndstooth Long Sleeve Berry Blouse



NEW

Men's Houndstooth
Long Sleeve Berry Shirt



HARDWORKING
EASY CARE
FABRIC

Men's Long Sleeve
Check Shirt

CHECK SHIRTS

Men's

FEATURES:
EASY CARE FABRIC - 65% POLYESTER /
35% COTTON (115G) AVAILABLE IN LONG
& SHORT SLEEVE

Men's Check Shirt

Cutaway collar & breast pocket.
Twin button adjustable cuff on long sleeve.
Sizes: 14 - 21"

C10CC Long Sleeve Blue / White
H10CC Short Sleeve Blue / White



Men's Short Sleeve Check Shirt

disley

SLIM FIT SHIRTS

FEATURES:


EASY CARE FABRIC - 65% POLYESTER / 35% COTTON (115G) AVAILABLE IN LONG & SHORT SLEEVE

Men's Slim Fit Shirt NEW

Classic collar, breast pocket. Adjustable twin button cuff on long sleeve.

Sizes: 14 - 18"

- C901SF Long Sleeve White
- H901SF Short Sleeve White
- C902SF Long Sleeve Blue
- H902SF Short Sleeve Blue



NEW

Men's Slim Fit Short Sleeve Blue Shirt

NEW



Men's Slim Fit Long Sleeve White Shirt

Men's Double Cuff Long Sleeve White Shirt



disley

DOUBLE CUFF

Shirts & Blouses

FEATURES:

COTTON RICH EASY CARE FABRIC - 55% COTTON / 45% POLYESTER (115G) LONG SLEEVE ONLY

Men's Double Cuff Shirt

Cutaway collar, double cuff.

Sizes: 14 1/2 - 21"

C1CCDC Long Sleeve White



Ladies Double Cuff Blouse

Classic collar, double cuff.

Sizes: 6 - 30

L1DC Long Sleeve White



Ladies Double Cuff Long Sleeve White Blouse



END-ON-END

Shirts & Blouses

FEATURES:

EASY CARE FABRIC - 65% POLYESTER / 35% COTTON (105G) AVAILABLE IN LONG & SHORT SLEEVE

Men's End-On-End Shirt

Cutaway collar & breast pocket. Twin button adjustable cuff on long sleeve.

Sizes: 14½ - 22"

C01CC Long Sleeve Light Blue
H01CC Short Sleeve Light Blue

(short sleeve only available up to size 19½")



Men's End-On-End Short Sleeve Light Blue Shirt

Men's End-On-End Shirt

Button down collar & breast pocket. Twin button adjustable cuff on long sleeve.

Sizes: 14 - 21"

C931B Long Sleeve Light Blue
H931B Short Sleeve Light Blue
C932B Long Sleeve Purple
H932B Short Sleeve Purple



Men's End-On-End Short Sleeve Light Blue Shirt



Men's End-On-End Long Sleeve Light Blue Shirt



Men's End-On-End Long Sleeve Purple Shirt



LONG OR SHORT SLEEVE - YOU CHOOSE

Ladies End-On-End Short Sleeve Purple Blouse

Ladies End-On-End Blouse
Classic collar with a concealed button fly front.
Sizes: 6 - 30

BL931 Long Sleeve Light Blue
BH931 Short Sleeve Light Blue
BL932 Long Sleeve Purple
BH932 Short Sleeve Purple



Ladies End-On-End Long Sleeve Light Blue Blouse

BAR & BISTRO

Shirts & Blouses


FEATURES:
EASY CARE FABRIC - 65% POLYESTER / 35% COTTON (115G) LONG SLEEVE ONLY



Caramel



Chocolate



Men's Bar & Bistro Long Sleeve Steel Grey Shirt



Ladies Bar & Bistro Long Sleeve Caramel Blouse



Chocolate



Steel Grey

Men's Bar & Bistro Shirt

Semi cutaway collar. Single button duo cuff.

Sizes: 14 1/2 - 21"

C315 Long Sleeve Caramel

C316 Long Sleeve Chocolate

C320 Long Sleeve Steel Grey



Ladies Bar & Bistro Blouse

Classic collar. Semi-tailored fit.

Sizes: 6 - 30

LL315 Long Sleeve Caramel

LL316 Long Sleeve Chocolate

LL320 Long Sleeve Steel Grey




Ladies Long Sleeve Black Blouse



Men's Long Sleeve Checked Shirt

NEW



Men's Long Sleeve Black Shirt



Men's Short Sleeve Black Shirt

BLACK & CHECKED

Shirts & Blouses

FEATURES:
EASY CARE FABRIC - 65% POLYESTER / 35% COTTON (115G) AVAILABLE IN LONG & SHORT SLEEVE

Ladies Black Blouse

Classic collar.

Sizes: 6 - 30

LF922 Long Sleeve Black

LFH922 Short Sleeve Black

Men's Black Shirt

Classic contemporary collar.

Sizes: 14 - 22"

CF922 Long Sleeve Black

HF922 Short Sleeve Black

(short sleeve only available up to size 21")



FEATURES:
EASY CARE FABRIC - 55% POLYESTER / 45% COTTON (100G)

Men's Checked Shirt

Modern classic collar with twin button adjustable cuff.

Sizes: 14 1/2 - 21"

C420 Long Sleeve Black & White Gingham **NEW**

Ladies Checked Blouse

Modern classic collar with twin button adjustable cuff.

Sizes: 6 - 30

LL420 Long Sleeve Black & White Gingham **NEW**



Ladies Long Sleeve Checked Blouse



SELF STRIPE

Shirts & Blouses

FEATURES:
COTTON RICH EASY CARE FABRIC -
60% COTTON / 40% POLYESTER (115G)

Men's Self Stripe Shirt

Semi cutaway collar. Twin button adjustable fastening on long sleeve.
Sizes: 14 1/2 - 21"

- C130 Long Sleeve White on White
- H130 Short Sleeve White on White
- C131 Long Sleeve Blue on Blue



Long Sleeve White on White



Short Sleeve White on White

Ladies Self Stripe Blouse

Classic collar & bias side panels. Semi-tailored fit. Two button cuff on long sleeve.
Sizes: 6-30

- LL130 Long Sleeve White on White
- LH130 Short Sleeve White on White
- LL131 Long Sleeve Blue on Blue



Long Sleeve White on White



Long Sleeve Blue on Blue



White on White



Blue on Blue



Men's Self Stripe Long Sleeve Blue on Blue Shirt



Ladies Self Stripe Short Sleeve White on White Blouse



Men's Executive Stripe Long Sleeve White/Navy/Blue Shirt



Ladies Executive Stripe Short Sleeve Blue/White Blouse



Long Sleeve Stripe Blue/White



Short Sleeve Stripe White/Navy




Ladies Executive Stripe Blouse

Classic collar & bias side panels. Semi-tailored fit.
Sizes: 6-30

- LH135 Short Sleeve White / Navy / Blue Stripe
- LH140 Short Sleeve Blue with White Stripe



White/Navy/Blue Stripe



Blue with White Stripe

FEATURES:
COTTON RICH EASY CARE FABRIC - 75% COTTON / 25% POLYESTER (115G) MEN'S AVAILABLE IN LONG SLEEVE ONLY LADIES AVAILABLE IN SHORT SLEEVE ONLY

Men's Executive Stripe Shirt

Semi cutaway collar. Twin button duo cuff.
Sizes: 14 1/2 - 21"

- C135 Long Sleeve White / Navy / Blue Stripe
- C140 Long Sleeve Blue with White Stripe

disley

BUSINESS STRIPE

Shirts & Blouses

FEATURES:
COTTON RICH EASY CARE FABRIC -
60% COTTON / 40% POLYESTER (115G)
AVAILABLE IN LONG & SHORT SLEEVE


Men's Business Stripe Shirt

Semi cutaway collar & twin button cuffs on long sleeve. Sizes: 14 1/2 - 21"

- C145 Long Sleeve Dark Blue & White Stripe
- H145 Short Sleeve Dark Blue & White Stripe
- C146 Long Sleeve Purple & White Stripe
- H146 Short Sleeve Purple & White Stripe



Men's Business Stripe Long Sleeve Dark Blue & White Shirt




Men's Business Stripe Short Sleeve Purple & White Shirt

cotton RICH



Dark Blue & White



Purple & White

Semi Tailored Fit



Ladies Business Stripe Long Sleeve Dark Blue & White Blouse

Ladies Business Stripe Blouse
Classic collar & bias side panels. Semi-tailored fit. Sizes: 6-30

- LL145 Long Sleeve Dark Blue & White Stripe
- LH145 Short Sleeve Dark Blue & White Stripe
- LL146 Long Sleeve Purple & White Stripe
- LH146 Short Sleeve Purple & White Stripe



Ladies Business Stripe Short Sleeve Purple & White Blouse

OXFORD

Shirts

FEATURES:
COTTON RICH EASY CARE FABRIC -
70% COTTON / 30% POLYESTER (130G)
AVAILABLE IN LONG & SHORT SLEEVE

Men's Classic Button-down Collar Oxford Shirt

Button down collar & breast pocket.
Twin button adjustable cuff.
Sizes: 14 - 22"

- C945B Long Sleeve White
- H945B Short Sleeve White
- C946B Long Sleeve Blue
- H946B Short Sleeve Blue
- C950B Long Sleeve Royal
- H950B Short Sleeve Royal
- C955B Long Sleeve Silver
- H955B Short Sleeve Silver

(white and blue 14-22" royal and silver 14 1/2 -21")



Men's Oxford Short Sleeve White Shirt



Men's Classic Button-down
Collar Oxford Long Sleeve
Royal Blue Shirt



Men's Classic Button-down
Collar Oxford Long Sleeve
Silver Shirt



Men's Oxford Short Sleeve Blue Shirt



disley

OXFORD

Shirts & Blouses



Men's Cutaway Collar
Oxford Long Sleeve
Blue Shirt

FEATURES:
COTTON RICH EASY CARE FABRIC -
70% COTTON / 30% POLYESTER (130G)

Men's Cutaway Collar Oxford Shirt
New style cutaway collar. Twin button adjustable mitred cuff. Long sleeve only. Sizes: 14 1/2 - 21"

C945CC Long Sleeve White
C946CC Long Sleeve Blue



Men's Cutaway Collar Oxford Long Sleeve White Shirt



Ladies Classic Collar
Oxford Short Sleeve
White Blouse

Ladies Classic Collar Oxford Blouse
New style and fit. Classic collar. Blue and White are available in long & short sleeve.

Sizes: 6 - 30

FBL945 Long Sleeve White
FBH945 Short Sleeve White
FBL946 Long Sleeve Blue
FBH946 Short Sleeve Blue
FBH950 Short Sleeve Royal
FBH955 Short Sleeve Silver



Short Sleeve Royal Blouse



Long Sleeve Blue Blouse



Short Sleeve Silver Blouse

COTTON TOUCH

Blouses

FEATURES:
COTTON TOUCH EASY CARE FABRIC -
97% POLYESTER / 3% SPANDEX (150G).
AVAILABLE IN LONG & SHORT SLEEVE

Ladies Semi-Fitted Blouse

Classic collar. Semi tailored fit.
Twin button cuff on long sleeve.
Sizes: 6 -30

- BL03/1 Long Sleeve White
- BH03/1 Short Sleeve White
- BL03/2 Long Sleeve Blue
- BH03/2 Short Sleeve Blue



Short Sleeve Blue Blouse



Ladies Cotton Touch
Semi-Fitted Long Sleeve
White Blouse




NEW

Ladies Classic
Open Collar
Short Sleeve
Blue Blouse



Ladies Classic Open Collar Blouse
Twin button front fastening.
Sizes: 6-30

- LL05/1 Long Sleeve White **NEW**
- LH05/1 Short Sleeve White **NEW**
- LL05/2 Long Sleeve Blue **NEW**
- LH05/2 Short Sleeve Blue **NEW**



NEW

Long Sleeve White Blouse

disley
TIES
Stock Service

NEW Tie range

100% polyester

- (A) Purple Stripe TP151 **NEW**
- (B) Navy with White Spot TP150/1 **NEW**
- (C) Navy with Red Spot TP153/1 **NEW**
- (D) Purple Spot TP152/1 **NEW**
- (E) Navy Paisley TP154/1 **NEW**



Business Ties

100% polyester

- (F) Blue: Fine Spot TP140/1
- (G) Purple: Fine Spot TP141/1



Classic Stripe Ties

100% polyester


- (H) Grey, Purple: Stripe TP135/1
- (I) Blue, White: Stripe TP136/1
- (J) Navy, Rose: Stripe TP137/1
- (K) Navy, Silver: Stripe TP138/1



Plain Clip-on Ties

100% polyester

- (L) Black TC105/1
- (M) Navy TC105/2



disley
POLO SHIRTS

FEATURES:

PREMIUM WEIGHT EASY CARE FABRIC -
65% POLYESTER / 35% COTTON (230G)
TAPED NECK, RIBBED COLLAR & CUFF
10 COLOURS AVAILABLE

- CP11 Navy XS - 5XL
- CP12 Royal XS - 5XL
- CP13 Green XS - 4XL
- CP15 Red XS - 5XL
- CP17 White XS - 5XL
- CP18 Black XS - 5XL
- CP19 Teal S - 4XL
- CP21 Sky XS - 5XL
- CP22 Lilac S - 4XL
- CP23 Convoy Grey S - 3XL **NEW**



Navy



Royal Blue



Green




Red



White



Black



Teal



Lilac



inspired
TAILORING

disley

TAILORING

Suitably attired.

The right tailoring sends out all the right signals.

Show the world you really mean business in Disley's beautifully tailored suits, jackets, trousers, skirts and waistcoats. Wool rich and with a range of colours to choose from, our tailoring blends the formal and the functional to perfection.

Choose from men's and ladies two and three button jackets with slanting or straight pockets and side or back venting. Then complete the look with single pleat or flat front trousers for men and skirts or trousers for ladies.

We can supply skirts in a choice of three different lengths and all our garments come in a wide range of sizes, so nobody gets left out. Tell us what you want when it comes to career wear, and let us help you find a look that's totally tailored to your needs.

TWO BUTTON

Jackets

FEATURES:
 EASY CARE FABRIC - 60% WOOL /
 38% POLYESTER / 2% LYCRA (270G)
 SINGLE BREASTED

Classically
 Cut

Men's Two Button Jackets

Slanting pockets & flaps. Side vents.
 Four buttons to cuffs.

- 38 - 44 Short
- 36 - 50 Regular
- 38 - 46 Long
- MJ6B Black
- MJ6N Navy
- MJ6C Charcoal



Navy



Charcoal

Men's Two Button
Black Jacket

Ladies Two Button
Black Jacket

Ladies Two Button Jackets
 Slanting pockets & flaps. Centre back
 vent. Three buttons to cuffs.

Sizes: 6 - 30 Regular

FJ6B Black

FJ6N Navy

FJ6C Charcoal

FJP6N Navy Petite

*Petite option available in Navy Sizes 6 - 18



Navy



Charcoal



Ladies co-ordinated skirts & trousers
 see page 42 & 43

disley

THREE BUTTON

Jackets

Men's Three Button
Charcoal Jacket

FEATURES:
EASY CARE FABRIC - 60% WOOL /
38% POLYESTER / 2% LYCRA (270G)
SINGLE BREASTED

Men's Three Button Jackets

Straight pockets & flaps. Centre back vent. Four buttons to cuffs.

38-48 Short
36-60 Regular
38-50 Long

MJ1B Black
MJ1N Navy
MJ1C Charcoal



Navy



Black

Men's co-ordinated trousers see page 41



Ladies Three Button
Charcoal Jacket

Ladies Three Button Jackets

Straight pockets & flaps.

Three buttons to cuffs.

Sizes: 8 - 26 Regular

FJ1B Black

FJ1N Navy

FJ1C Charcoal



Navy



Black



Ladies co-ordinated skirts & trousers
see page 42 and 43

WAISTCOATS

Men & Ladies

FEATURES:
EASY CARE FABRIC - 60% WOOL / 38% POLYESTER / 2% LYCRA (270G)

Men's Waistcoats

Two front functional pockets. Satin back with strap & buckle adjuster.

Sizes: **36 - 48** Regular

- MW1B Black
- MW1N Navy
- MW1C Charcoal



Navy




Charcoal



Black



Navy



Men's Black Waistcoat



Women's Charcoal Waistcoat



WOOL RICH TROUSERS

Mens



Men's Single Pleat Black Trousers




Charcoal



Navy



Men's Flat Fronted Charcoal Trousers



Black



Navy

FEATURES:
EASY CARE FABRIC - 60% WOOL / 38% POLYESTER / 2% LYCRA (270G)

Men's Single Pleat Trousers

Single front pleat. Half lined front legs. Two slanted side pockets & one back hip pocket.

- 30-44 Short 29" leg
- 30-50 Regular 31" leg
- 30-50 Long 33" leg
- 30-60 U/F 36" leg
- MT1B Black
- MT1N Navy
- MT1C Charcoal

Men's Flat Fronted Trousers

Flat front. Half lined front legs. Two slanted side pockets and one back hip pocket.

- 30 - 38 Short 29" leg
- 30 - 38 Regular 31" leg
- 28 - 40 U/F 36" leg

- MT6B Black
- MT6N Navy
- MT6C Charcoal



TROUSERS & SKIRTS

Ladies

FEATURES:
EASY CARE FABRIC - 60% WOOL / 38% POLYESTER / 2% LYCRA (270G)

Straight Skirt fully lined

Three lengths available (Black, Navy, Charcoal).

- 8-16 Short length 21"
- 6-26 Regular length 23"
- 8-30 Long length 25"

- SK1B Black
- SK1N Navy
- SK1C Charcoal



Black



Navy



Ladies Straight Charcoal Skirt



Ladies Straight Leg Black Trousers

Ladies Trousers
Straight leg, half lined front.
Front zip. Belt loops.

- 6 - 20 Short length 29"
- 6 - 20 Regular length 31"
- 6 - 30 U/F length 36"

- BL2B Black
- BL2N Navy
- BL2C Charcoal



Charcoal



Navy



THE RIGHT FIT

Williams

SHIRTS & BLOUSES

Professional meets practical.

Hardwearing, hardworking shirts and blouses by Williams.

For a look that's professional, practical and altogether timeless, Williams shirts and blouses are a winner every time. Our classic long and short sleeve blouses are made from hardwearing easy care fabric, in a choice of white or blue.

Also available in white, blue and police blue too, our men's pilot shirts feature two breast pockets & flaps, epaulettes, a handy pen slot in the pocket and a radio loop. We also offer ladies long and short sleeve pilot shirt in white.

Finally if it's fitted, feminine and flattering you're after our fly front blouse features a soft classic collar and comes in long and short sleeves. And our revere collar blouse with breast pocket is always a smart choice, whatever business you're in.

Williams
CLASSIC
 Shirts & Blouses

FEATURES:
 EASY CARE FABRIC - 65% POLYESTER / 35% COTTON (115G) MEN'S & LADIES
 BOTH AVAILABLE IN LONG & SHORT SLEEVE

Men's Classic Shirt
 Classic collar, breast pocket. Adjustable twin button cuff on long sleeve.
 Sizes: 14 - 22"

- C896/1 Long Sleeve White
- H140/1 Short Sleeve White
- C896/2 Long Sleeve Blue
- H140/2 Short Sleeve Blue



Men's Classic Short Sleeve Blue Shirt



Men's Classic
 Long Sleeve White Shirt



Ladies Classic
 Long Sleeve
 White Blouse



Ladies Revere Collar Short Sleeve White Blouse



Ladies Fly Front Long Sleeve Blue Blouse

Ladies Classic Blouse
 Classic collar, breast pocket.
 Sizes: 6 - 30

- BL901 Long Sleeve White
- BH901 Short Sleeve White



Ladies Revere Collar Blouse
 Revere collar, breast pocket.
 Sizes: 6 - 30

- BL902 Long Sleeve White
- BH902 Short Sleeve White



Ladies Fly Fronted Blouse
 Fly front, classic collar.
 Sizes: 6 - 30

- BL903/1 Long Sleeve White
- BH903/1 Short Sleeve White
- BL903/2 Long Sleeve Blue
- BH903/2 Short Sleeve Blue



Williams
PILOT
 Shirts & Blouses


FEATURES:
 EASY CARE FABRIC - 65%
 POLYESTER / 35% COTTON (115G)
 AVAILABLE IN LONG &
 SHORT SLEEVE



Men's Short Sleeve White Pilot Shirt



Men's Long Sleeve
 Blue Pilot Shirt



Ladies Short Sleeve
 White Pilot Shirt



Ladies Long Sleeve White Pilot Shirt

Men's Pilot Shirt

Classic collar, two breast pockets with button through flaps, pen pocket and epaulettes.
 Sizes: 14½ - 22"

- P215/1 Long Sleeve White
- HP139/1 Short Sleeve White
- P215/2 Long Sleeve Blue
- HP139/2 Short Sleeve Blue



Ladies Pilot Shirt

Classic collar, two breast pockets with button through flaps, pen pocket and epaulettes.
 Sizes: 6-30

- LP136/1 Long Sleeve White
- LPH136/1 Short Sleeve White



Men's Short Sleeve
 White Pilot Shirt with
 Radio Loop



Men's long Sleeve Police Blue Shirt with Radio Loop

Men's Pilot Shirt with Radio Loop

Classic collar, two breast pockets with button through flaps, pen pocket, epaulettes and radio loop.
 Sizes: 14½ - 22"

- P136/1 Long Sleeve White
- HP136/1 Short Sleeve White
- P136/2 Long Sleeve Police Blue
- HP136/2 Short Sleeve Police Blue

(white in long and short sleeve start at size 14)



Williams
SECURITY
Shirts & Blouses

FEATURES:
EASY CARE FABRIC - 65% POLYESTER / 35% COTTON. MENS AND LADIES
AVAILABLE IN LONG AND SHORT SLEEVE

Men's Security Shirt NEW

Classic collar, two breast pockets with button through flaps. Two radio loops and button loop shoulder to attach epaulettes. Pen divider in the left pocket.
Sizes: 14 1/2 - 21"

P137/1 Long Sleeve White
HP137/1 Short Sleeve White

Ladies Security Blouse NEW

Classic collar, two breast pockets with button through flaps. Two radio loops and button loop shoulder to attach epaulettes. Pen divider in the left pocket.
Sizes: 6 - 30

LP137/1 Long Sleeve White
LHP137/1 Short Sleeve White



Ladies Short Sleeve White Shirt



Mens Long Sleeve White Shirt



Ladies Security
Long Sleeve
White Shirt

NEW



Men's Security
Short Sleeve
White Shirt

NEW



Men's Bush
Short Sleeve
Blue Shirt

disley
BUSH
Shirts

FEATURES:
PREMIUM QUALITY & WEIGHT EASY CARE
FABRIC - 65% POLYESTER / 35% COTTON (155G)
AVAILABLE IN LONG & SHORT SLEEVE

Men's Bush Shirt

Classic collar, two pleated pockets & button through flaps.

Sizes: 14 1/2 - 21"

B201 Long Sleeve White
HB201 Short Sleeve White
B202 Long Sleeve Blue
HB202 Short Sleeve Blue



Men's Bush
Long Sleeve
White Shirt



AT YOUR SERVICE

Williams

HOSPITALITY TAILORING

Accommodating the needs of the
hospitality industry.

Williams brings a high-end feel to hospitality wear with our smart and sophisticated waistcoats, trousers and skirts in an extensive range of sizes and lengths.

The look is formal and timeless; elegant to look at and effortless to wear even throughout the busiest shifts. And to help keep up appearances for longer, all waistcoats, trousers and skirts are made from durable 100% polyester.

Perfect for receptionists, waiting staff or bartenders too, we're sure you'll find our range of quality hospitality wear as welcoming as your guests will.

Williams

HOSPITALITY WEAR

Waistcoats, Trousers & Skirts

FEATURES:

EASY CARE FABRIC - 100% POLYESTER (270G)
TWO POCKET MEN'S & LADIES WAISTCOATS,
MEN'S SINGLE PLEAT TROUSERS & LADIES
FRONT ZIP TROUSERS

Men's Waistcoats

Two functional pockets. Fabric back and fully lined.

Sizes: 34 - 50 R

WPMW1 Black

Men's Trousers

Single pleat. Half lined front legs.

Sizes: 28 - 52 U/F 36" leg

WPMT1 Black



Men's Black Single Pleat Trousers



Men's Black Waistcoat

WEAR ALL DAY COMFORT



Ladies Black Waistcoat



Ladies Black Straight Skirt



Ladies Black Front Zip Trousers

Ladies Waistcoats

Two functional pockets. Fabric back and fully lined.

Sizes: 8 - 26 R

WPFW1 Black

Ladies Trousers

Front zip. Half lined front legs.

Sizes: 6 - 30 36" U/F 36" leg

WPBL2 Black

Ladies Straight Skirt

Easy care fabric - 100% polyester (270g). Fully lined.

Sizes: 8 - 26 Reg / Long

WPSK1 Black

MEN'S SIZING

Guide

How to measure yourself

Stand up straight and hold the tape snug to your body but not too tight. If possible get someone else to measure you.

Chest: Measure around the fullest part with the tape held at the base of the shoulder blades.

Waist: Measure around the natural waistline.

Inside Leg: Measure from the top of the inside leg to the finished length you prefer.



Men's Sizing Guide – Measurements shown below are maximum body measures.

Size	34	36	38	40	42	44	46	48	50	52	54	56	58	60
Chest inches/cm	34/86	36/91	38/96	40/101	42/106	44/112	46/117	48/122	50/127	52/132	54/137	56/142	58/147	60/152
Size	28	30	32	34	36	38	40	42	44	46	48	50	52	54
Waist inches/cm	28/71	30/76	32/81	34/86	36/91	38/96	40/101	42/106	44/112	46/117	48/122	50/127	52/132	54/137

Disclaimer
All fabric weights (in grammes) are within +/- 5% of that stated in this brochure, and whilst we endeavour to achieve the weights printed, these are purely for illustration purposes only. Every effort has been made to ensure that the information in this brochure is correct. However, we have a policy of continually developing our products and reserve the right to make changes without notice. Please note that, due to the limitations of the print process, garment colours shown may vary slightly from actual garment colours. No part of this brochure may be copied without prior permission from the company.

LADIES SIZING

Guide

How to measure yourself

Stand up straight and hold the tape snug to your body but not too tight. If possible get someone else to measure you.

Bust: Measure around the fullest part with the tape held at the base of the shoulder blades.

Waist: Measure around the natural waistline.

Hip: Measure around the fullest part, approximately 8" (or 20cm) below the waist.

Skirt Length: Measure from below the waistband to the length you prefer.

Inside Leg: Measure from top of your inside leg to the finished leg you prefer.



Ladies Sizing Guide – Measurements shown below are maximum body measures.

Size	6	8	10	12	14	16	18	20	22	24	26	28	30
Bust inches/cm	30/77	32/82	34/87	36/92	38/97	40/102	42/107	44/112	46/117	48/122	50/127	52/132	54/137
Waist inches/cm	23/59	25/64	27/69	29/74	31/79	33/84	35/89	37/94	39/99	41/104	43/109	45/114	47/119
Hips inches/cm	32/82	34/87	36/92	38/97	40/102	42/107	44/112	46/117	48/122	50/127	52/132	54/137	56/142