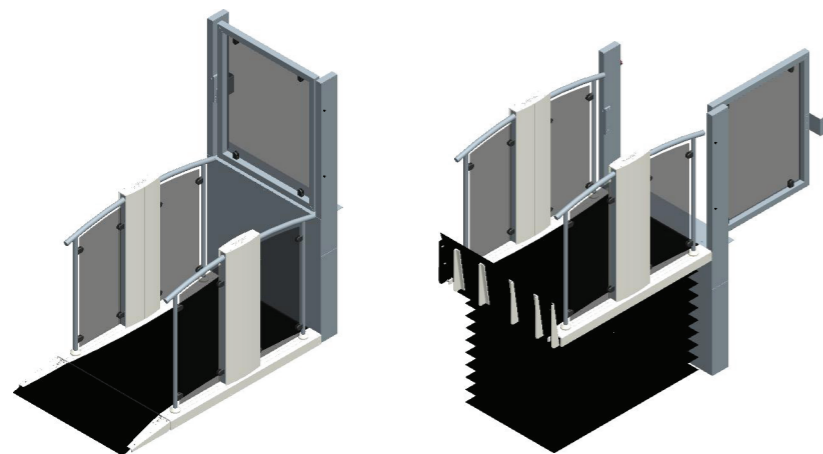


LOWER LEVEL

UPPER LEVEL

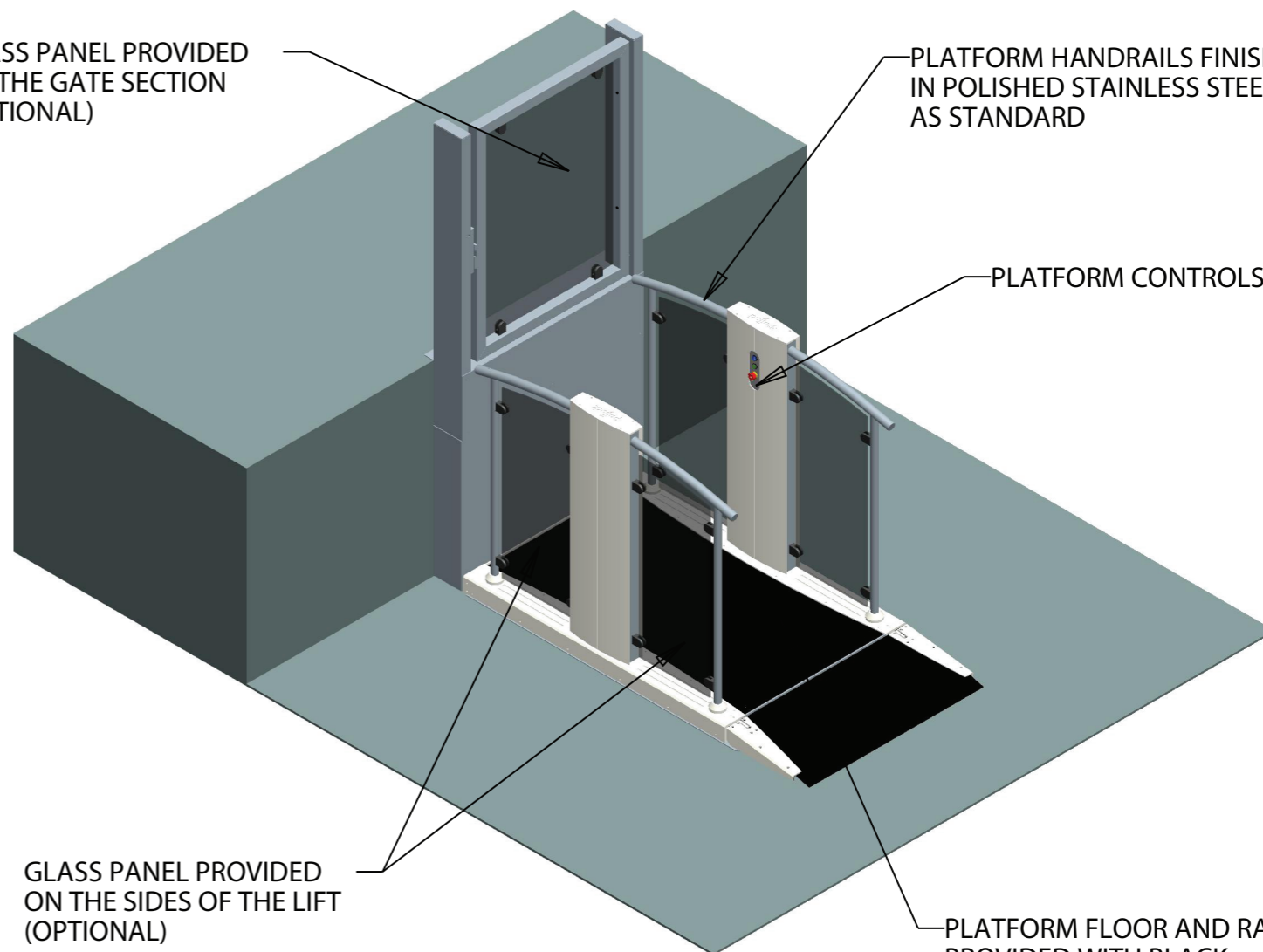


CLEARANCE EITHER SIDE
OF STEPLIFT MUST BE
<10mm OR >150mm TO
COMPLY WITH BS6440.

GLASS PANEL PROVIDED
ON THE GATE SECTION
(OPTIONAL)

PLATFORM HANDRAILS FINISHED
IN POLISHED STAINLESS STEEL
AS STANDARD

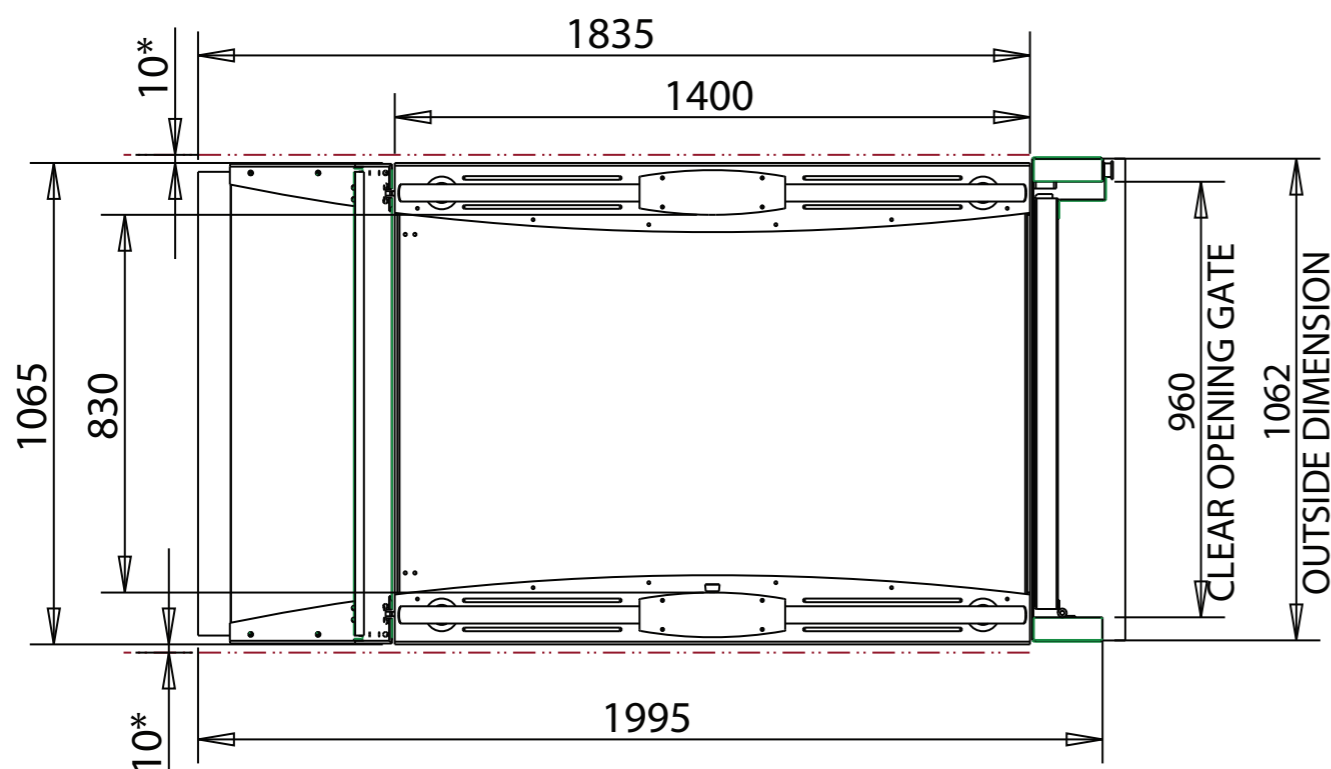
PLATFORM CONTROLS



GLASS PANEL PROVIDED
ON THE SIDES OF THE LIFT
(OPTIONAL)

PLATFORM FLOOR AND RAMP
PROVIDED WITH BLACK
ANTI-SLIP MAT

830x1400
STEPLIFT
THROUGH ENTRY



NOTE: THIS DRAWING IS FOR GUINANCE ONLY AND MUST NOT BE USED AS A PROPER WORKING DRAWING. FOR ENQUIRIES ABOUT THE LIFT PLEASE CONTACT THE AXESS 2.

Drawing Title: A2 Step Lift - 830 Through Entry		Drawing Number: -
Date: 24/01/12	Scale: NTS	Rev:
Drawn By: N Massey	Checked By: N Cardwell	

Unit 7, Deanfield Drive,
Link 59 Business Park,
Clitheroe, Lancs, BB7 1QJ,

Tel: 01200 405005
Fax: 01200 405006
Email: info@axess2.co.uk

axess 
Lifts for life

www.axess2.co.uk