



# COMMERCIAL PRODUCTS PRICE CATALOG

Effective January 1, 2013

[www.RigidGlobalComponents.com](http://www.RigidGlobalComponents.com)

Revised 1/11/13

Thank you for your interest in Rigid Global Components' products for roofs, walls, soffits and fascias.

Please keep in mind that since the contents of this catalog are continually being updated to offer the best products to you, some of the information may have changed since you received it. To insure that you have the latest information available, please visit our website at [www.RigidGlobalComponents.com](http://www.RigidGlobalComponents.com) or call at (281) 951-2000.

# METAL BUILDING PRICING

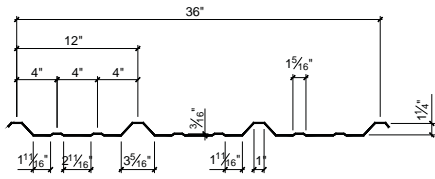


## TABLE OF CONTENTS

<b>1. COMMERCIAL PANELS</b>		
	“R” PANEL, “PBR” PANEL	CM-2
	“M” PANEL, “PBM” PANEL	CM-2
	“AW” PANEL	CM-2
	RFP12F, RFP12P, RFP12B	CM-3
<b>2. SUB-STRUCTURAL</b>		
	CEE & ZEE	CM-4 TO CM-5
	ANGLES	CM-6
	CHANNELS	CM-6
	EAVE STRUT	CM-7
<b>3. PUNCH PATTERNS</b>		
	CEE & ZEE	CM-9 TO CM-11
	EAVE STRUT	CM-12
<b>4. ACCESSORIES</b>		
	CONTINUOUS AND CIRCULAR VENT	CM-14
	DIE-FORMED VENT BASE WITH COLLAR	CM-14
	FIBER GLASS PANEL	CM-15
	RIDGE CAP	CM-15
	RUBBER ROOF JACK	CM-15
	CLOSURE STRIPS	CM-16
	WINDOWS	CM-17
	DOORS	CM-18
	DOOR ACCESSORIES	CM-19
	TAPE SEALER AND TUBE SEALANT	CM-19
	DRILL BITS	CM-20
	MAGNETIC SOCKETS	CM-20
	BOLTS & NUTS	CM-20
	LOUVERS	CM-21
	STRANDS, FLO-LOC GRIPS, EYE BOLTS, WASHERS	CM-21
<b>5. FASTENERS</b>		CM-22 TO CM-27
<b>6. FLAT SHEET</b>		CM-28
<b>7. COMMERCIAL TRIM</b>		CM-30-CM-63
<b>8. AGRICULTURAL TRIM</b>		CM-64



# METAL BUILDING ROOF & WALL CLADDING

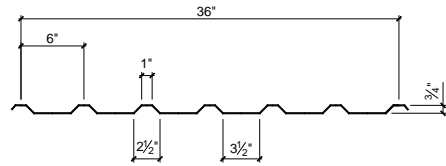


"R" PANEL



"PBR"

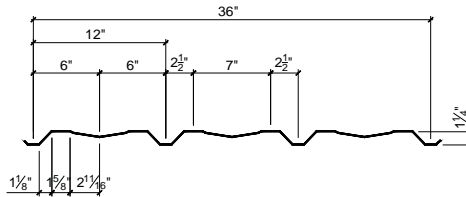
## PANELS



M PANEL



"PBM"



AW PANEL

Gauge	Net Girth	Yield P.S.I.	Weight Per Sq.	Finish	Price Per Square				
								LIST	
29	36"	80,000	72	Galvalume Plus				79.20	
29	36"	80,000	72	Spectralite 2000				94.80	
26	36"	80,000	92	Galvalume Plus				87.05	
26	36"	80,000	92	Galvanized				85.85	
26	36"	80,000	92	Spectralite 1000				99.40	
26	36"	80,000	92	Spectralite 2000				110.90	
26	36"	80,000	92	Spectralite 3000				133.10	
24	36"	50,000	115	Galvalume Plus				105.50	
24	36"	50,000	115	Spectralite 2000	150 Square Minimum Order				136.05
24	36"	50,000	115	Spectralite 3000	150 Square Minimum Order				163.25

\*See Spectralite 2000 Color Chart for available colors. Spectralite 1000 colors are: Lt. Stone, Ash Grey, Polar White, and Saddle Tan.

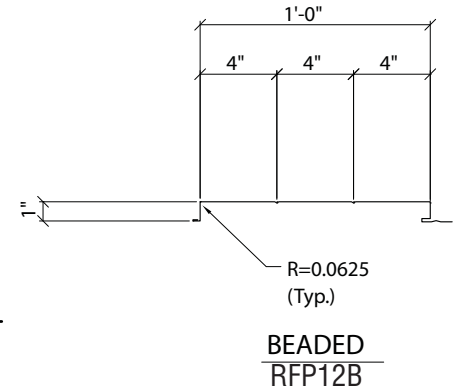
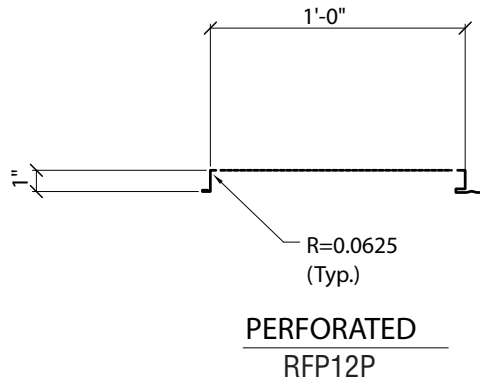
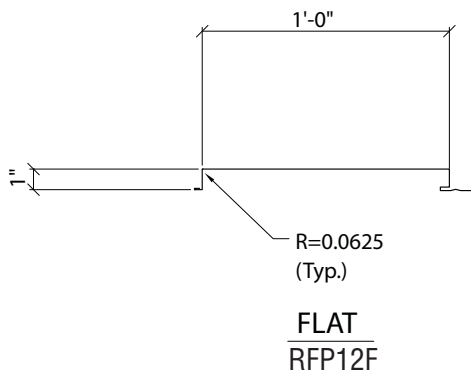
### PANEL PRICING:

1. All "R", "M", and "AW" panel pricing is based on a 38 1/4" sheet width.
2. "PBR" and "PBM" in 26 gauge Galvalume Plus and 26 gauge Spectralite 2000 Polar White. Add \$2.70 per square. Other colors require minimum quantity. Please inquire.
3. Add \$1.05 per sheet for lengths less than 4'-0".
4. Spectralite 1000 colors available in Lt. Stone, Ash Gray, Polar White and Saddle Tan.

### PACKAGING COST:

1. Maximum 3000 pounds or 75 panels per bundle.
2. Block and band only .....\$10.00
3. Block and band waster sheet on top only..... \$15.30 (up to 15') \$28.10 (over 15')
4. Block and band, waster sheet top and bottom ..... \$28.10 (up to 15') \$51.80 (over 15')
5. LTL Crating .....\$5.00/ft

# METAL BUILDING ROOF & WALL CLADDING



Gauge	Net Girth	Yield P.S.I.	Weight Per Sq.	Finish	Price Per Square			
								LIST
24	12"	50,000	132	Galvalume Plus				249.50
24	12"	50,000	132	Spectralite 2000	150 Square Minimum Order			325.00
24	12"	50,000	132	Spectralite 3000	150 Square Minimum Order			350.00

\*See Spectralite 2000 Color Chart for available colors.

#### PANEL PRICING:

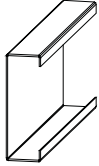
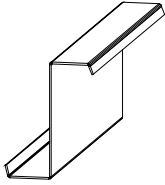
1. Add \$1.05 per sheet for lengths less than 4'-0".

#### PACKAGING COST:

1. Maximum 3000 pounds or 40 panels per bundle.
2. Block and band only .....\$10.00
3. Block and band waster sheet on top only..... \$15.30 (up to 15') \$28.10 (over 15')
4. Block and band, waster sheet top and bottom ..... \$28.10 (up to 15') \$51.80 (over 15')
5. LTL Crating .....\$5.00/ft



# METAL BUILDING SUB-STRUCTURAL

ITEM	DESCRIPTION							
CEE OR ZEE	NOMINAL SIZE	ACTUAL SIZE	GAUGE	FINISH	WT / FT	LIST	ADD FOR GALV.	
 <b>CEE</b>	4 x 2 1/2	4 x 2 1/8 x 2 3/8	16	Red Oxide	2.09#	1.81	0.47	
	4 x 2 1/2	4 x 2 1/8 x 2 3/8	14	Red Oxide	2.68#	2.23	0.75	
	6 x 2 1/2	6 x 2 1/5 x 2 3/8	16	Red Oxide	2.50#	2.17	0.57	
	6 x 2 1/2	6 x 2 1/5 x 2 3/8	14	Red Oxide	3.22#	2.67	0.90	
	8 x 2 1/2	8 x 2 1/8 x 2 3/8	16	Red Oxide	2.92#	2.53	0.68	
	8 x 2 1/2	8 x 2 1/8 x 2 3/8	14	Red Oxide	3.76#	3.11	1.05	
	8 x 2 1/2	8 x 2 1/8 x 2 3/8	12	Red Oxide	5.13#	4.10	1.51	
	8 x 3	8 x 2 5/8 x 2 7/8	16	Red Oxide	3.13#	2.72	0.71	
	8 x 3	8 x 2 5/8 x 2 7/8	14	Red Oxide	4.02#	3.33	1.12	
	8 x 3	8 x 2 5/8 x 2 7/8	12	Red Oxide	5.50#	4.41	1.60	
	8 x 3 1/2	8 x 3 1/8 x 3 3/8	14	Red Oxide	4.29#	3.56	1.19	
	8 x 3 1/2	8 x 3 1/8 x 3 3/8	12	Red Oxide	5.87#	4.69	1.72	
	10 x 2 1/2	10 x 2 1/8 x 2 3/8	14	Red Oxide	4.29#	3.56	1.19	
	10 x 2 1/2	10 x 2 1/8 x 2 3/8	12	Red Oxide	5.87#	4.69	1.72	
	10 x 3	10 x 2 5/8 x 2 7/8	14	Red Oxide	4.56#	3.78	1.26	
	10 x 3	10 x 2 5/8 x 2 7/8	12	Red Oxide	6.23#	4.98	1.82	
	 <b>ZEE</b>	10 x 3 1/2	10 x 3 1/8 x 3 3/8	14	Red Oxide	4.82#	4.00	1.35
		10 x 3 1/2	10 x 3 1/8 x 3 3/8	12	Red Oxide	6.60#	5.26	1.95
12 x 2 1/2		12 x 2 1/8 x 2 3/8	14	Red Oxide	4.82#	4.00	1.35	
12 x 2 1/2		12 x 2 1/8 x 2 3/8	12	Red Oxide	6.60#	5.26	1.95	
12 x 3		12 x 2 5/8 x 2 7/8	14	Red Oxide	5.10#	4.21	1.43	
12 x 3		12 x 2 5/8 x 2 7/8	12	Red Oxide	6.97#	5.54	2.06	
12 x 3 1/2		12 x 3 1/8 x 3 3/8	14	Red Oxide	5.36#	4.45	1.49	
12 x 3 1/2		12 x 3 1/8 x 3 3/8	12	Red Oxide	7.37#	5.87	2.14	

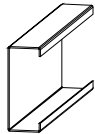
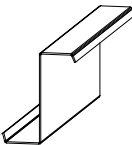
\* Actual size does not apply to cees. It refers to unequal flange.

NOTES:

1. Consult the LIGHT GAGE STRUCTURAL INSTITUTE (LGS) for engineering information.
2. Consult pages CM-8 thru CM-12 for standard CEE & ZEE punch patterns.

# METAL BUILDING SUB-STRUCTURAL



ITEM	DESCRIPTION					LIST	ADD FOR GALV.
	CEE OR ZEE	NOMINAL SIZE	ACTUAL SIZE	GAUGE	FINISH		
 <b>CEE</b>	6 x 3	6 x 2 5/8 x 2 7/8	16	Red Oxide	2.72#	2.35	0.62
	6 x 3	6 x 2 5/8 x 2 7/8	14	Red Oxide	3.49#	2.88	1.00
	6 x 3 1/2	6 x 3 1/8 x 3 7/8	16	Red Oxide	2.49#	3.11	1.05
	6 x 3 1/2	6 x 3 1/8 x 3 7/8	14	Red Oxide	5.13#	4.10	1.51
	6 x 4	6 x 3 5/8 x 3 7/8	14	Red Oxide	4.02#	3.33	1.12
	6 x 4	6 x 3 5/8 x 3 7/8	12	Red Oxide	5.50#	4.41	1.60
	8 x 4	8 x 3 5/8 x 3 7/8	16	Red Oxide	4.56#	3.78	1.26
	8 x 4	8 x 3 5/5 x 3 7/8	14	Red Oxide	6.23#	4.98	1.82
	10 x 4	10 x 3 5/8 x 3 7/8	14	Red Oxide	5.10#	4.21	1.43
	10 x 4	10 x 3 5/5 x 3 7/8	12	Red Oxide	6.97#	5.54	2.06
 <b>ZEE</b>	12 x 4	12 x 3 5/8 x 3 7/8	14	Red Oxide	5.43#	4.66	1.57
	12 x 4	12 x 3 5/8 x 3 7/8	12	Red Oxide	7.64#	6.15	2.26

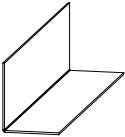
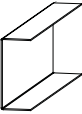
\*Actual size does not apply to cees. It refers to unequal flange.

**NOTES:**

1. Consult the LIGHT GAGE STRUCTURAL INSTITUTE (LGSi) for engineering information.
2. Consult pages CM-8 thru CM-12 for standard CEE & ZEE punch patterns.



# METAL BUILDING SUB-STRUCTURAL

ITEM	DESCRIPTION						
ANGLES	SIZE	GAUGE	FINISH	WT / FT	LIST	OVER 5000	
  <b>ANGLES</b>	2 X 2	14	Red Oxide	1.08#	0.95	0.90	
	2 X 2	14	Galvanized	1.12#	1.29	1.23	
	2 X 2	16	Red Oxide	.88#	0.77	0.73	
	2 X 2	16	Galvanized	.92#	0.96	0.91	
	2 x 4	14	Red Oxide	1.61#	1.41	1.34	
	2 x 4	14	Galvanized	1.68#	1.94	1.85	
	2 x 4	16	Red Oxide	1.27#	1.14	1.09	
	2 x 4	16	Galvanized	1.35#	1.43	1.36	
	3 x 3	14	Red Oxide	1.61#	1.41	1.34	
	3 x 3	14	Galvanized	1.68#	1.94	1.85	
	3 x 3	16	Red Oxide	1.27#	1.14	1.09	
	3 x 3	16	Galvanized	1.35#	1.43	1.36	
	4 x 6	16	Red Oxide	2.09#	1.90	1.81	
	4 x 6	16	Galvanized	2.20#	2.39	2.28	
	  4x2 Channels= 4 1/8 x 2 Channel  6x2 Channels= 6 1/8x2 Channel  8x2 Channels= 8 1/8 x 2 Channel  10x2 Channels= 10 1/8 x 2 Channel	4 1/8 x 2	16	Red Oxide	1.88#	1.43	1.36
		4 1/8 x 2	14	Red Oxide	2.41#	1.76	1.68
4 1/8 x 2		16	Galvanized	1.98#	1.91	1.82	
4 1/8 x 2		14	Galvanized	2.54#	2.49	2.37	
6 1/8 x 2		16	Red Oxide	2.09#	1.90	1.81	
6 1/8 x 2		14	Red Oxide	2.68#	2.34	2.23	
6 1/8 x 2		12	Red Oxide	3.66#	3.08	2.93	
6 1/8 x 2		16	Galvanized	2.20#	2.39	2.28	
6 1/8 x 2		14	Galvanized	2.80#	3.13	2.98	
6 1/8 x 2		12	Galvanized	3.78#	4.23	4.03	
8 1/8 x 2		16	Red Oxide	2.50#	2.28	2.17	
8 1/2 x 2		14	Red Oxide	3.22#	2.80	2.67	
8 1/2 x 2		12	Red Oxide	4.40#	3.69	3.51	
8 1/8 x 2		16	Galvanized	2.64#	2.88	2.74	
8 1/8 X 2		14	Galvanized	3.35#	3.75	3.57	
8 1/2 x 2		12	Galvanized	4.53#	4.94	4.70	
10 1/8 x 2		16	Red Oxide	2.92#	2.66	2.53	
10 1/8 x 2		14	Red Oxide	3.76#	3.27	3.11	
10 1/8 x 2		12	Red Oxide	5.13#	4.31	4.10	
10 1/8 x 2		16	Galvanized	3.08#	3.37	3.21	
10 1/8 x 2		14	Galvanized	3.91#	4.37	4.16	
10 1/8 x 2		12	Galvanized	5.29#	5.89	5.61	

NOTES: 1. Consult the LIGHT GAGE STRUCTURAL INSTITUTE (LGS) for engineering information.



# METAL BUILDING SUB-STRUCTURAL



LOW EAVE  
DOUBLE SLOPE



HIGH EAVE  
DOUBLE SLOPE

## EAVE STRUTS



LOW EAVE  
SINGLE SLOPE



HIGH EAVE  
SINGLE SLOPE

PRESS BROKE

ROLL (UP TO SLOPE 6:12)

DESCRIPTION				PRICE PER FOOT		
SIZE	GAUGE	FINISH	WT / FT	OVER 5000	ADD FOR GALV.	ADD'L BREAK CHARGE
6 x 5 x 3	16	Red Oxide	3.13#	2.91	0.71	8.70
6 x 5 x 3	14	Red Oxide	4.02#	3.56	1.12	8.70
8 x 4 x 3 3/4	16	Red Oxide	3.54#	3.09	0.80	0.00
8 x 4 x 3 3/4	14	Red Oxide	4.56#	3.78	1.26	0.00
8 x 4 x 3 3/4	12	Red Oxide	6.23#	4.98	1.82	0.00
10 x 4 x 3 3/4	14	Red Oxide	5.10#	4.21	1.43	0.00
10 x 4 x 3 3/4	12	Red Oxide	6.97#	5.54	2.06	0.00
12 x 4 x 3 3/4	14	Red Oxide	5.43#	4.66	1.57	0.00
12 x 4 x 3 3/4	12	Red Oxide	7.64#	6.15	2.27	0.00
8 x 5 x 3	16	Red Oxide	3.54#	3.09	0.80	0.00
8 x 5 x 3	14	Red Oxide	4.56#	3.78	1.26	0.00
8 x 5 x 3	12	Red Oxide	6.23#	4.98	1.82	0.00
10 x 5 x 3	14	Red Oxide	5.10#	4.21	1.43	0.00
10 x 5 x 3	12	Red Oxide	6.97#	5.54	2.06	0.00
12 x 5 x 3	14	Red Oxide	5.43#	4.66	1.57	0.00
12 x 5 x 3	12	Red Oxide	7.64#	6.15	2.27	0.00
8 x 5 x 5	16	Red Oxide	3.96#	3.46	0.90	0.00
8 x 5 x 5	14	Red Oxide	5.10#	4.21	1.43	0.00
8 x 5 x 5	12	Red Oxide	6.97#	5.54	2.06	0.00
10 x 5 x 5	14	Red Oxide	5.43#	4.66	1.57	0.00
10 x 5 x 5	12	Red Oxide	7.64#	6.15	2.27	0.00
12 x 5 x 5	14	Red Oxide	5.95#	5.08	1.50	0.00
12 x 5 x 5	12	Red Oxide	3.37#	6.57	2.48	0.00

PUNCH PATTERN: (Specify by pattern letter)

Standard pattern .....No Charge

Special Punching .....\$2.65 per Eave Strut

NOTES:

- Consult page CM-12 for standard Roll Formed Eave Strut punch patterns. (ROLL FORMED EAVE STRUTS ONLY)
- Length tolerance is +/- 1/4".
- Parts shorter than 5'-0" are priced as minimum 5'-0" length.
- Specify slope and type of Eave Strut on order.

\*Subject to change without notice.



# METAL BUILDING SUB-STRUCTURAL

## PRICE YOUR OWN CUSTOM STRUCTURAL SHAPES:

1. Select the strip width and finish of material to be used.
2. Multiply the price per foot times the length of the shape.
3. Add \$1.55 for each break.
4. Pricing includes banding material for shipment.

## NOTES:

1. Maximum closed angle is 45 degrees.
2. Hems cannot be fabricated.
3. Slight metal fracturing may occur at bend lines.
4. Minimum break dimension is 1 1/8".

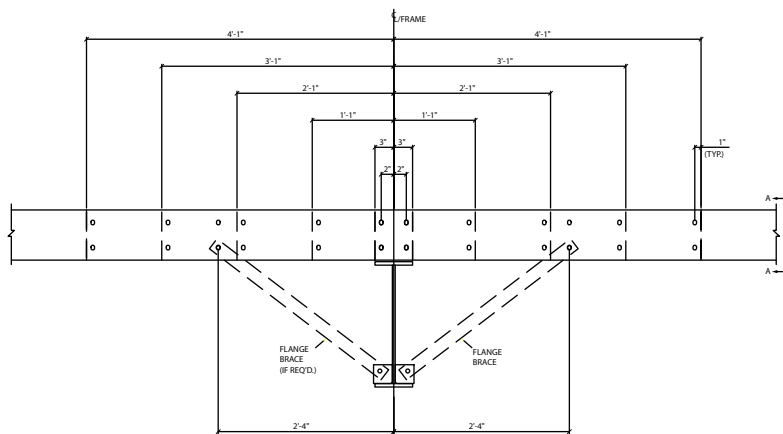
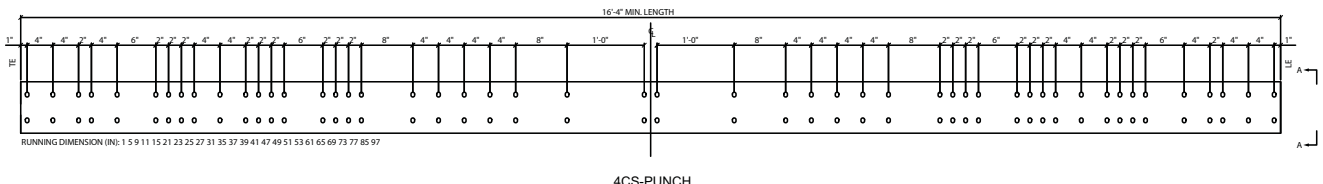
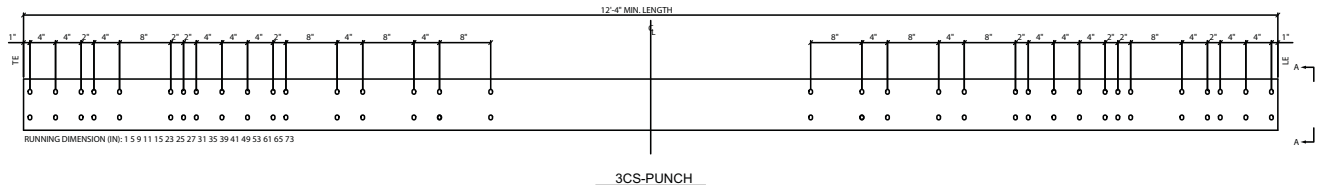
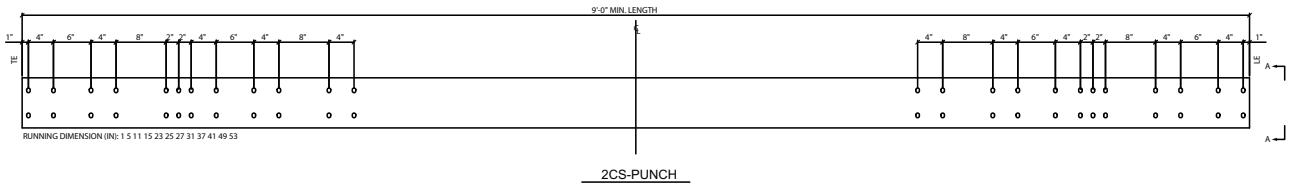
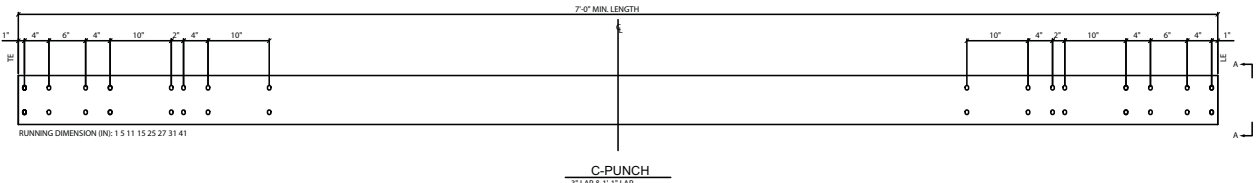

GAUGE	FINISH	STRIP WIDTH							
		3 15/16"	5 15/16"	7 15/16"	8 15/16"	9 15/16"	10 15/16"	11 15/16"	12 15/16"
16	RED OXIDE	0.73	1.09	1.36	1.64	1.81	2.00	2.17	2.35
	GALVANIZED	0.91	1.36	1.82	2.06	2.28	2.52	2.74	2.97
	GREY	0.77	1.15	1.43	1.72	1.89	2.10	2.28	2.49
14	RED OXIDE	0.90	1.34	1.68	2.02	2.23	2.46	2.67	2.88
	GALVANIZED	1.23	1.85	2.37	2.67	2.98	3.26	3.57	3.88
	GREY	0.92	1.41	1.78	2.11	2.34	2.59	2.81	3.02
	BLACK	0.80	1.20	1.62	1.82	2.00	2.21	2.41	2.59
12	RED OXIDE	N/A	N/A	N/A	N/A	2.93	N/A	3.51	N/A
	GALVANIZED	N/A	N/A	N/A	N/A	4.03	N/A	4.70	N/A
	GREY	N/A	N/A	N/A	N/A	N/A	N/A	N/A	N/A
	BLACK	N/A	N/A	N/A	N/A	2.63	N/A	3.16	N/A

GAUGE	FINISH	STRIP WIDTH							
		13 15/16"	14 15/16"	15 15/16"	16 15/16"	17 15/16"	18 15/16"	19 15/16"	20 15/16"
16	RED OXIDE	2.53	2.72	2.91	3.09	3.28	3.46	3.64	3.82
	GALVANIZED	3.21	3.43	3.65	3.89	N/A	N/A	N/A	N/A
	GREY	2.66	2.84	3.05	3.25	3.43	3.61	3.81	4.00
14	RED OXIDE	3.11	3.33	3.56	3.78	4.00	4.21	4.45	4.66
	GALVANIZED	4.16	4.45	4.75	5.04	5.35	5.64	5.94	6.23
	GREY	3.33	3.50	3.74	3.98	4.21	4.42	4.68	4.90
	BLACK	2.80	3.00	3.21	3.40	3.60	3.79	4.00	4.41
12	RED OXIDE	4.10	4.41	4.69	4.98	5.26	5.54	5.87	6.15
	GALVANIZED	5.61	6.01	6.41	6.80	7.21	7.60	8.01	8.41
	GREY	4.31	4.65	4.94	5.24	5.54	5.84	6.17	6.47
	BLACK	3.70	3.94	4.23	4.48	4.75	5.01	5.28	5.54

# METAL BUILDING PUNCH PATTERNS



## STANDARD PUNCHING PATTERNS FOR CEES & ZEES



**NOTES:**

1. All common patterns above have the first set of holes 1" from the end of the purlin,
2. Length tolerance is  $\pm 1/4"$
3. Parts shorter than 5'-0" are priced as minimum 5'-0" length.
4. Consult Light Gage Structural Institute (LGSI) for Engineering information.

**PUNCHING PATTERNS: (Specify by pattern letter)**

Standard Punch Pattern ..... No charge  
 Special Punching.....\$ 2.65 per zee or cee

\*Subject to change without notice.

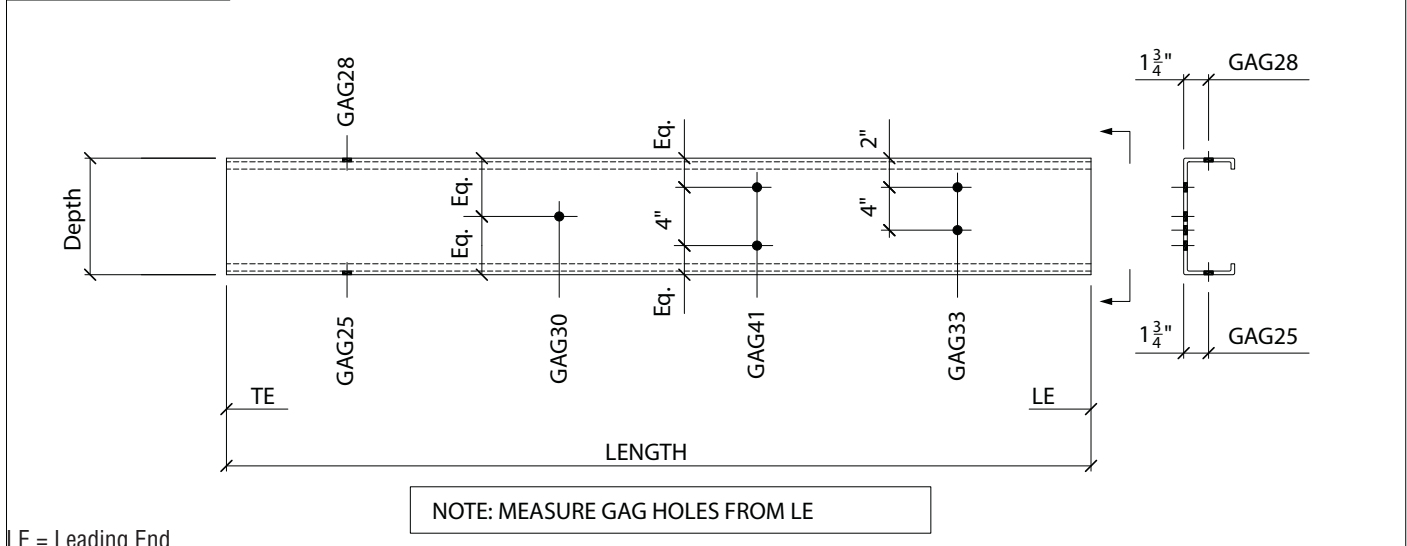


# METAL BUILDING PUNCH PATTERNS

## STANDARD PUNCH PATTERN FOR CEES

			LAP	PUNCH
			SIMPLE SPAN	H
			3" LAP	C
			1'-1" LAP	C
			2'-1" LAP	2CS
			3'-1" LAP	3CS
			4'-1" LAP	4CS
"RT" PUNCH	"SC" PUNCH	"DH" PUNCH	LAPS & PUNCHES	

ALL HOLES ARE  $\frac{9}{16}$ " x  $\frac{3}{4}$ " SLOTTED



LE = Leading End  
TE = Trailing End



PUNCHING PATTERNS: (Specify by pattern letter)

Standard Punch Pattern ..... No charge  
Special Punching.....\$ 2.65 per zee or cee

- NOTES:
1. All common patterns above have the first set of holes 1" from the end of the purlin except for punch SC.
  2. Length tolerance is +/- 1/4"
  3. Parts shorter than 5'-0" are priced as minimum 5'-0" length.
  4. Consult Light Gage Structural Institute (LGSi) for Engineering information.

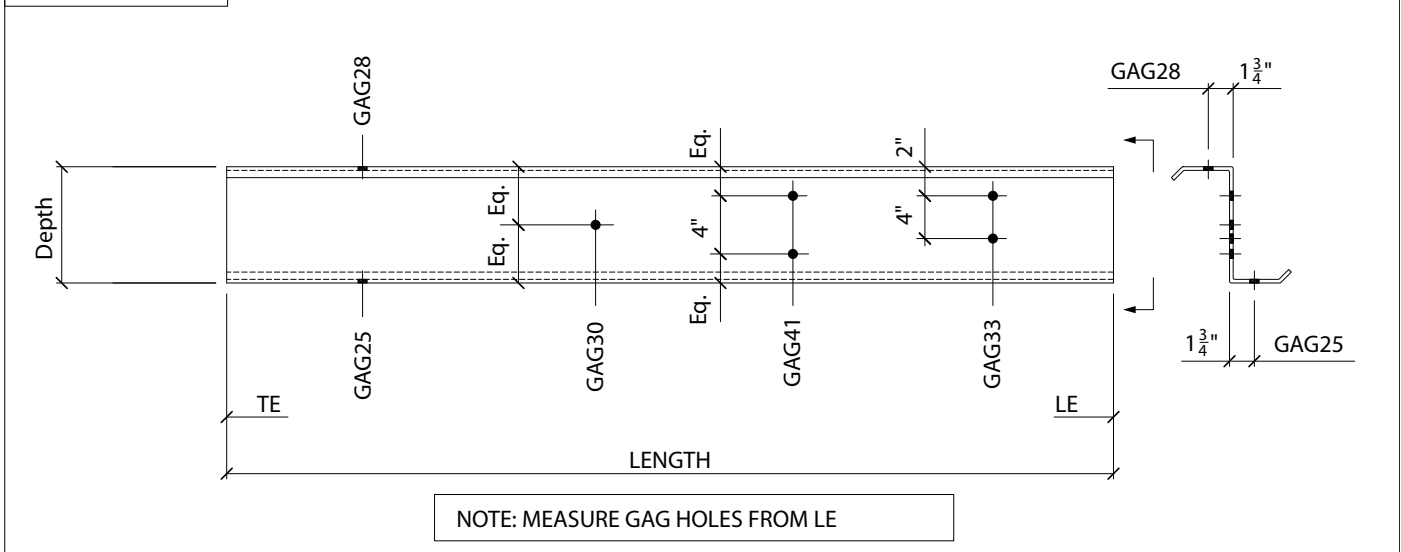
# METAL BUILDING PUNCH PATTERNS




## STANDARD PUNCH PATTERN FOR ZEES

			LAP	PUNCH
			SIMPLE SPAN	H
			3" LAP	C
			1'-1" LAP	C
			2'-1" LAP	2CS
			3'-1" LAP	3CS
			4'-1" LAP	4CS
"RT" PUNCH	"SZ" PUNCH	"BEW" PUNCH	LAPS & PUNCHES	

ALL HOLES ARE  
 $\frac{9}{16}$ " X  $\frac{3}{4}$ " SLOTTED



LE = Leading End  
 TE = Trailing End



PUNCHING PATTERNS: (Specify by pattern letter)

Standard Punch Pattern ..... No charge  
 Special Punching ..... \$ 2.65 per zee or cee

**NOTES:**

1. All common patterns above have the first set of holes 1" from the end of the purlin except for punch SZ.
2. Length tolerance is +/- 1/4"
3. Parts shorter than 5'-0" are priced as minimum 5'-0" length.
4. Consult Light Gage Structural Institute (LGS) for Engineering information.

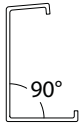

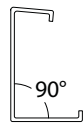

NOTE: Laps must be the same on each side of rafter for standard punches to work. See page CM-9.

\*Subject to change without notice.

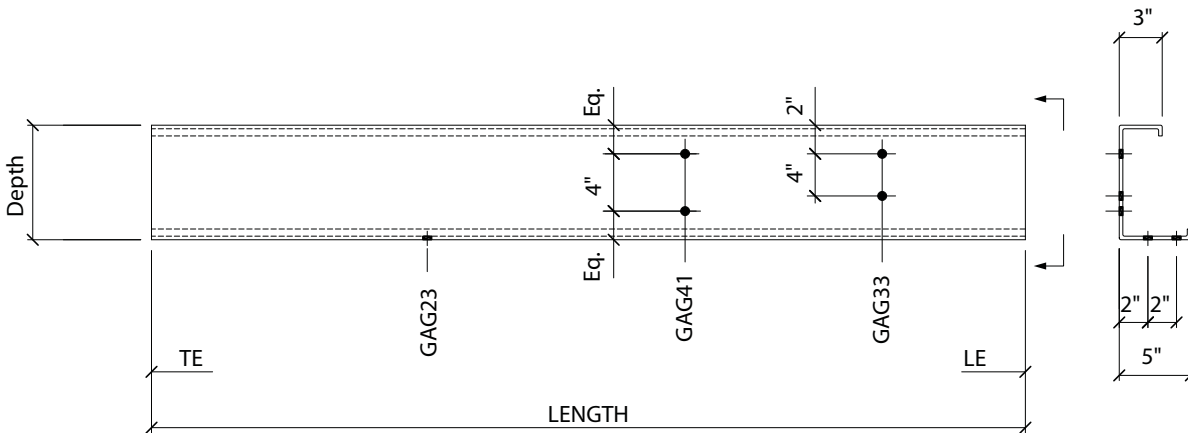


# METAL BUILDING PUNCH PATTERNS

## STANDARD PUNCH PATTERN FOR EAVE STRUTS

				<b>PUNCH</b>	<b>GAG23 LOCATION</b>
				EFC	3 3/4"
				EBC	11 3/4"
				EFR	2 5/8", 4 7/8"
				EBR	10 5/8", 1'-0 7/8"
				IMF	1 3/4"
				EMF	11 3/4", 1'-3 3/4"
				DMF	1 3/4", 5 3/4"
<b>TYPE "LES"</b>	<b>TYPE "LED"</b>	<b>TYPE "HES"</b>	<b>TYPE "HED"</b>	<b>PUNCHES &amp; LOCATIONS</b>	

ALL HOLES ARE  
9/16" x 3/4" SLOTTED



NOTE: MEASURE GAG HOLES FROM LE

LE = Leading End  
TE = Trailing End

**PUNCHING PATTERNS:** (Specify by pattern letter)

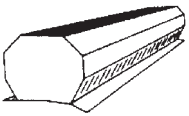
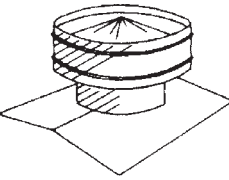
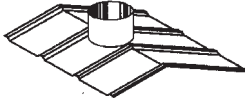
Standard Punch Pattern ..... No charge  
Special Punching.....\$ 2.65 per Eave Strut

**NOTES:**

1. Length tolerance is +/- 1/4"
2. Parts shorter than 5'-0" are priced as minimum 5'-0" length.
3. Consult Light Gage Structural Institute (LGSI) for Engineering information.

# METAL BUILDING ACCESSORIES

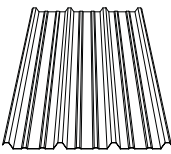
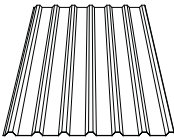


ITEM	DESCRIPTION					PRICE PER EACH		
	CONTINUOUS VENT (W/ BIRD SCREEN)	PART NUMBER	SIZE	GAUGE	DAMPER	WEIGHT	GALVALUME PLUS	WHITE
		CNV009	9" x 10'-0"	26	YES	115.00#	435.50	468.00
		CNV012	12" x 10'-0"	26	YES	150.00#	533.00	578.00
		* Specify Flat Skirt or Die-Formed Skirt.						
		* Specify Panel Profile or Die-Formed Base on order.						
		* Specify Roof Pitch on order.						
		* Includes single vent operator and bird screen.						
	Will accommodate up to 6 on 12 slope							
	CIRCULAR VENT (W/ BIRD SCREEN)	PART NUMBER	SIZE	GAUGE	DAMPER	WEIGHT	GALVALUME PLUS	WHITE
		CRV012	12"	26	YES	28.00#	247.00	259.50
		CRV020	20"	26	YES	38.00#	257.00	380.00
		CRV024	24"	26	YES	55.00#	379.00	519.00
		* Specify Roof Pitch on order.						
		* Specify Flat Peak, Die-Formed Peak or Die-Formed Hillside Base on order.						
	* Specify Panel Profile on Die-Formed Base on order.							
VENT CABLE (3/16")	Priced Per Foot.	PART NUMBER	VC316				.48	
VENT PULLY	Priced Per Each.	PART NUMBER	VP				6.50	
VENT CABLE CLAMP (3/16)	Priced Per Each.	PART NUMBER	VCC316				1.25	
VENT EYE BOLT (1/4 X 2")	Priced Per Each.	PART NUMBER	VEB142				1.00	
VENT PULL CHAIN W/ HANDLE	Priced Per 3' Section.	PART NUMBER	WOK		Wall Operator Kit		16.50	
VENT "S" HOOK (1 1/2")	Priced Per Each.	PART NUMBER	VSH112				1.15	
	DIE-FORMED VENT BASE (WITH COLLAR)	PART NUMBER	SIZE	GAUGE	DAMPER	WEIGHT	GALVALUME PLUS	WHITE
		VNB020	20"	26	N/A	11.00#	132.00	145.00
		VNB024	24"	26	N/A	12.00#	135.00	149.00
		* Specify Flat Skirt or Die-Formed Skirt.						
		* Specify Panel Profile or Die-Formed Base on order.						
		* Specify Roof Pitch on order.						
	* Includes single vent operator and bird screen.							
	Will accommodate up to 6 on 12 slope							


\*Subject to change without notice.

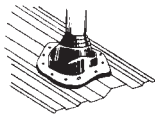



# METAL BUILDING ACCESSORIES

ITEM	DESCRIPTION						PRICE PER EACH		
	PART NUMBER	LENGTH	COLOR	TYPE	SQ. FT. WT.	PIECE WT.	1-10	11-20	OVER 20
	SKYRL	10' -8"	White	Low Mod	8 oz.	16.78#	64.05	61.00	58.65
	SKYRL	5'-4"	White	Low Mod	8 oz.	8.39#	32.05	30.50	29.35
	SKYML	10' -8"	White	Low Mod	8 oz.	16.78#	64.05	61.00	58.65

**WARNING:** These Fiber Glass Panels are not designed or intended to support the weight of any person stepping or standing on them. Rigid Global Components **DISCLAIMS ANY WARRANTY OR REPRESENTATION, EXPRESSED OR IMPLIED**, that any person can safely step or stand near these panels or that they may comply to OSHA regulation.

ITEM	DESCRIPTION					PRICE PER EACH		
	PART NUMBER	TYPE	LENGTH	SLOPE	WEIGHT	Galvalume Plus	Spectralite 2000	Spectralite 3000
	RPR-01	"R"	2' -6"	** :12	7.50#	7.89	10.82	12.57
	RPR-02	"R"	3' -0"	** :12	9.00#	9.17	11.80	13.70
	RPM-01	"M"	2' -6"	** :12^	7.50#	7.83	10.82	12.57
	RMP-02	"M"	3' -0"	** :12^	9.00#	9.17	11.80	13.70
* Specify RoofPitch and Panel Profile * Specify Peak or Hillside Base ** Maximum Roof Pitch 4:12 ^ Buy Out Item								




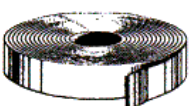
RUBBER ROOF JACK	PART NUMBER	TEMP RANGE (DEGREE)	PIPE SIZE	BASE DM	WEIGHT	EACH
	RJ-01	-65 - +250	1/4" - 2"	4 1/2"	3.00#	14.40
	RJ-02	-65 - +250	1/4" - 4"	8"	3.00#	19.65
	RJ-03	-65 - +250	4" - 7"	11"	5.00#	35.95
	RJ-04	-65 - +250	6" - 11"	14"	11.00#	66.95
	RJ-05	-65 - +250	7" - 13"	17"	13.00#	79.60
High Temperature available on special order.						

RUBBER ROOF JACK	PART NUMBER	TEMP RANGE (DEGREE)	PIPE SIZE	BASE DM	WEIGHT	EACH
	RRJ-01	65 - +250	3/4" - 2 3/4"	6 1/4"	3.00#	57.50
	RRJ-02	65 - +250	2" - 7 1/4"	10 3/4"	5.00#	111.75
	RRJ-03	65 - +250	3 1/4" - 10"	14 1/2"	11.00#	157.00
High Temperature not available.						



# METAL BUILDING ACCESSORIES


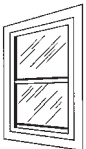



ITEM	DESCRIPTION					PRICE PER EACH			
	PART NUMBER	TYPE	SIZE	CARTON SIZE	CARTON WEIGHT	1-100	101-300	OVER 300	
	CSR01	Inside	1" x 3'-0"	100	14.00#	1.42	1.36	1.30	
	CSR02	Outside	1" x 3'-0"	100	36.00#	1.42	1.36	1.30	
"M" PANEL CLOSURE STRIP	PART NUMBER	TYPE	SIZE	CARTON SIZE	CARTON WEIGHT	1-100	101-300	OVER 300	
	CSM01	Inside	1" x 3'-0"	100	12.00#	1.16	1.11	1.05	
	CSM02	Outside	1" x 3'-0"	100	23.00#	1.16	1.11	1.05	
"AW" PANEL CLOSURE STRIP	PART NUMBER	TYPE	SIZE	CARTON SIZE	CARTON WEIGHT	1-100	101-300	OVER 300	
	CSAW01	Inside	1" x 3'-0"	100	38.00#	1.52	1.45	1.40	
	CSAW02	Outside	1" x 3'-0"	100	16.00#	1.52	1.45	1.40	
STRAPPING	PART NUMBER	WIDTH	GAUGE	FINISH	WT/FT	LENGTH	300-600	601-1,000	OVER 1,000
	SAG250-24G	2"	24	GALVALUME	.13#	N/A	0.35	0.30	0.25
	SAG250-24P	2"	24	Assorted Color	.16#	N/A	0.40	0.35	0.30

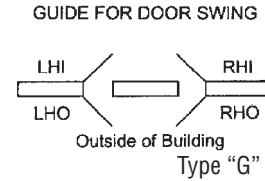
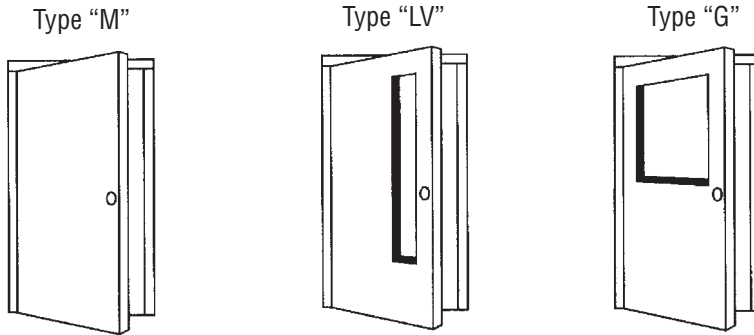
To learn more about Rigid Global Components please visit our website at [www.rigidglobalcomponents.com](http://www.rigidglobalcomponents.com)



# METAL BUILDING ACCESSORIES

ITEM	DESCRIPTION					PRICE PER EACH	
	<b>HORIZONTAL SLIDE WINDOW</b>	<b>PART NUMBER</b>	<b>SIZE</b>	<b>TYPE</b>	<b>FINISH</b>	<b>WEIGHT</b>	<b>OVER 12</b>
	HS3020M	3020	Hor. Slide w/ half screen	Mill	21.00#	195.75	
	HS3030M	3030	Hor. Slide w/ half screen	Mill	27.00#	219.15	
	HS4030M	4030	Hor. Slide w/ half screen	Mill	36.00#	228.95	
	HS4040M	4040	Hor. Slide w/ half screen	Mill	46.00#	311.10	
	HS5030M	5030	Hor. Slide w/ half screen	Mill	42.00#	256.00	
	HS6030M	6030	Hor. Slide w/ half screen	Mill	50.00#	269.20	
	HS6040M	6040	Hor. Slide w/ half screen	Mill	58.00#	375.50	
	HS3020B	3020	Hor. Slide w/ half screen	Bronze	21.00#	205.90	
	HS3030B	3030	Hor. Slide w/ half screen	Bronze	27.00#	225.50	
	HS4030B	4030	Hor. Slide w/ half screen	Bronze	36.00#	240.20	
	HS4040B	4040	Hor. Slide w/ half screen	Bronze	46.00#	329.05	
	HS5030B	5030	Hor. Slide w/ half screen	Bronze	42.00#	297.15	
	HS6030B	6030	Hor. Slide w/ half screen	Bronze	50.00#	356.60	
	HS6040B	6040	Hor. Slide w/ half screen	Bronze	58.00#	365.00	
NOTE: Add \$45.00 to provide insulated glass. Standard glass is 1/8" Double Strength Clear							
	<b>SINGLE HUNG WINDOW</b>	<b>PART NUMBER</b>	<b>SIZE</b>	<b>TYPE</b>	<b>FINISH</b>	<b>WEIGHT</b>	<b>OVER 12</b>
	SH3030M	3030	Sgl. Hung w/ half screen	Mill	27.00#	239.65	
	SH3040M	3040	Sgl. Hung w/ half screen	Mill	36.00#	256.00	
	SH3050M	3050	Sgl. Hung w/ half screen	Mill	45.00#	320.00	
	SH3030B	3030	Sgl. Hung w/ half screen	Bronze	27.00#	250.30	
	SH3040B	3040	Sgl. Hung w/ half screen	Bronze	36.00#	268.30	
	SH3050B	3050	Sgl. Hung w/ half screen	Bronze	45.00#	342.85	
NOTE: Add \$50.00 to Provide Insulated Glass. Standard Glass is 1/8" Double Strength Clear.							
	<b>SLIM LINE WINDOW</b>	<b>PART NUMBER</b>	<b>SIZE</b>	<b>COLOR</b>	<b>WEIGHT</b>	<b>OVER 10</b>	
	SL1070B	1070	Bronze	38.00#	295.30		
	SL2060B	2060	Bronze	42.00#	317.25		
	SL2070B	2070	Bronze	48.00#	438.15		
NOTE: Add \$60.00 to Provide Insulated Glass. Standard Glass is 1/8" Gray Tempered.							
NOTE: Specify panel profile. Windows have finished installed fins to fit "R", "M", & "AW" panels, or flat fins. No flashing required.							

# METAL BUILDING ACCESSORIES



P = Package

DESCRIPTION					PRICE PER EACH
PART NUMBER	SIZE	TYPE	FINISH	WEIGHT	OVER 10
3070MW	3070	M	White	215.00#	568.45
3070LVW	3070	LV (No Glass)	White	195.00#	627.45
3070GW**	3070	G (No Glass)	White	195.00#	627.45
4070MW	4070	M	White	273.00#	627.20
4070LVW	4070	LV (No Glass)	White	248.00#	670.55
4070GW**	4070	G (No Glass)	White	248.00#	670.55
6070MW	6070	M	White	330.00#	980.00
6070LVW	6070	LV (No Glass)	White	300.00#	1101.05
3070MB	3070	M	Bronze	215.00#	593.45
3070LVB	3070	LV	Bronze	195.00#	652.45
3070GB	3070	G (No Glass)	Bronze	195.00#	652.45
4070MB	4070	M	Bronze	273.00#	652.20
4070LVB	4070	LV (No Glass)	Bronze	248.00#	695.55
4070GB	4070	G (No Glass)	Bronze	248.00#	695.55
6070MB	6070	M	Bronze	330.00#	1005.00
6070LVB	6070	LV (No Glass)	Bronze	300.00#	1126.05

\*Specify Finish on Order.

\*\*Specify Door Swing on Order for TYPE "G" Door.

P = Package





**NOTE:**

1. 3070 and 4070 price includes leaf, frame, hinge, and threshold.
2. 6070 price includes leaf, frame, hinges, astragal, cover plate for inactive leaf, head bolts, foot bolts and threshold.
3. Prices do not include glass, lock, or weather strip.
4. Metal doors are designed for lever locksets. For knob locksets used in residential and agricultural applications, a special door leaf must be ordered.
5. ADA regulations require lever lockset for public access buildings.



# METAL BUILDING ACCESSORIES

DESCRIPTION		PRICE PER EACH
PART NUMBER	WALKDOOR ACCESSORIES	OVER 10
LWA12	1/2" x 2 3/4" Long Wedge Anchor	1.15
WST37	3070 Weather Strip	21.85
WST47	4070 Weather Strip	24.45
WST67	6070 Weather Strip	27.15
RM67	6070 Removable Mullion (White)	278.90
SDDK	Standard Duty Door Knob	65.60
HDL01	Heavy Duty Lock	194.10
SDLL	Standard Duty Lever Lock	137.10
UT37	3070 Universal Threshold	26.40
UT47	4070 Universal Threshold	36.40
UT67	6070 Universal Threshold	52.80
TBT67	6070 Top and Bottom Bolts	67.45
DC001	Door Closer	135.25
HIN45	Box (3) 4.5 x 4.5 NRP Hinges	19.15
PHKLS	Panic Hardware with Knob Lock Set	300.95
PHLLS	Panic Hardware with Lever Lock Set	367.90
GL3070G	Clear Tempered Glass for 3070G Door	145.70
GL3070LV	Clear Tempered Glass for 3070LV Door	145.70
GL4020G	Clear Tempered Glass for 4070G Door	174.40
GL4020LV	Clear Tempered Glass for 4070LV Door	174.40
F3070W	3070 White Frame	145.50
F3070B	3070 Bronze Frame	155.50
F4070W	4070 White Frame	153.00
F4070B	4070 Bronze Frame	163.00
F6070W	6070 White Frame	170.00
F6070B	6070 Bronze Frame	180.00

ITEM	DESCRIPTION							PRICE PER EACH	
TAPE SEALER	PART NUMBER	TYPE	WIDTH	THICKNESS	LENGTH	CTN SIZE	ROLL WEIGHT	OVER 36	
  Double Bead  Triple Bead  Tri-Bead	TSL101	Flat	1"	3/32"	50'	10	3.30#	6.45	
	TSL012	Flat	1/2"	3/32"	45'	20	1.60#	3.55	

# METAL BUILDING ACCESSORIES



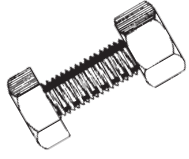


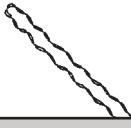

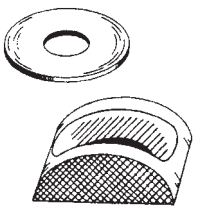
ITEM	DESCRIPTION						PRICE PER EACH
TUBE SEALANT	PART NUMBER	TYPE	COLOR	TUBE SIZE	CTN SIZE	TUBE WEIGHT	OVER 36
	TSLPW	POLY	WHITE	11 oz.	30	0.75#	7.20
	TSLPG	POLY	GRAY	11 oz.	30	0.75#	7.20
	TSLAC	SILICONE	CLEAR	11 oz.	30	0.75#	7.00
	TSLPA	POLY	ALMOND	11 oz.	30	0.75#	7.20
	TSLPB	POLY	MED. BRONZE	11 oz.	30	0.75#	7.20
DRILL BIT	PART NUMBER	NUMBER	SIZE	USE	CARTON SIZE	EACH	
	DB30	No. 30	0.1285"	For pop rivets	10/Pkg	1.96	
	DB08	No. 8	0.1990"	For #14 or 1/4" Dia. fastener in 16-12 Ga.	10/Pkg	3.15	
	DB01	No. 1	0.2280"	For #14 or 1/4" Dia. Fastener in 3/16" - 3/8" thick steel.	10/Pkg.	3.40	
MAGNETIC SOCKET	PART NUMBER	SIZE			EACH		
	MS038A	3/8" Hex Drive			6.90		
	MS0516A	5/16" Hex Drive			5.80		
	M5014	1/4" Hex Drive			5.45		
BOLTS & NUTS	PART NUMBER	SIZE	GRADE	FINISH	WEIGHT PER 100	PER 100 PCS.	
	BN12100M	1/2" x 1"	A307	PLATED	13.00#	27.90	
	BN12114M	1/2" x 1 1/4"	A307	PLATED	14.00#	29.25	
	BN12114	1/2" x 1 1/4"	A325	PLATED	14.00#	62.40	
	BN12100F	1/2" x 1"	Fin Head	PLATED	13.00#	32.45	
	BN58114	5/8" x 1 1/4"	A325	PLATED	31.00#	105.75	
	BN58112	5/8" x 1 1/2"	A325	PLATED	37.00#	110.00	
	BN58134	5/8" x 1 3/4"	A325	PLATED	42.00#	113.75	
	BN58200	5/8" x 2"	A325	PLATED	49.00#	120.00	
	BN34134	3/4" x 1 3/4"	A325	PLATED	63.00#	176.70	
	BN34200	3/4" x 2"	A325	PLATED	78.00#	183.00	
	BN34214	3/4" x 2 1/4"	A325	PLATED	81.00#	186.90	
	BN34212	3/4" x 2 1/2"	A325	PLATED	84.00#	190.95	
	BN34234	3/4" x 2 3/4"	A325	PLATED	87.00#	196.95	
BN78212	7/8" x 2 1/2"	A325	PLATED	92.00#	288.30		

All bolts are fully threaded U.N.O.

\*Subject to change without notice.



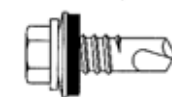

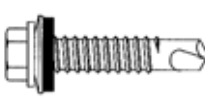
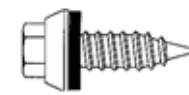


# METAL BUILDING ACCESSORIES

BOLTS & NUTS continued	PART NUMBER	SIZE	GRADE	FINISH	WEIGHT PER 100	PER 100 PCS.		
	BN78234	7/8" x 2 3/4"	A325	PLATED	97.00#	294.15		
	BN100234	1" x 2 3/4"	A325	PLATED	131.00#	267.95		
	BN100314	1" x 3 1/4"	A325	PLATED	141.00#	457.80		
	BN118312	1 1/8" x 3 1/2"	A325	PLATED	195.00#	1050.00		
	BN118400	1 1/8" x 4"	A325	PLATED	209.00#	1155.00		
	BN114400	1 1/4" x 4"	A325	PLATED	271.00#	1515.00		
	BN114412	1 1/4" x 4 1/2"	A325	PLATED	288.00#	1575.00		
LOUVERS (W/ SCREEN)	PART NUMBER	SIZE	TYPE	WEIGHT	GALVALUME PLUS	PAINTED		
	LVW3030	3' x 3'	Fixed or Adjustable	40.00#	410.00	485.50		
	LVW3040	3' x 4'	Fixed or Adjustable	65.00#	443.00	543.00		
	LVW4040	4' x 4'	Fixed or Adjustable	70.00#	495.50	650.50		
	LVW5030	5' x 3'	Fixed or Adjustable	80.00#	609.45	735.00		
	* Add 25% for colors other than White, Light Stone, Burnished Slate or Saddle Tan. * Specify R, M, AW or Flat Fin Type on order							
STRAND	PART NUMBER	SIZE	GRADE	MIN BREAKING STRENGTH	WEIGHT PER 100 FT.	PER LINEAR FEET OVER 100		
	SND14	1/4"	EHS	6,650 lbs	12.10#	0.32		
	SND516	5/16"	EHS	11,200 lbs	20.50#	0.48		
	SND38	3/8"	EHS	15,400 lbs	27.30#	0.56		
	SND12	1/2"	EHS	26,900 lbs	57.70#	2.91		
FLO-LOC GRIPS	PART NUMBER	SIZE	GRADE	LENGTH	MIN BREAKING STRENGTH	WEIGHT EA	OVER 20	
	FLO14	1/4"	EHS	21"	6,650 lbs	.38#	3.45	
	FLO516	5/16"	EHS	24"	11,200 lbs	.54#	4.20	
	FLO38	3/8"	EHS	29"	15,400 lbs	.86#	5.05	
	FLO12	1/2"	EHS	38"	26,900 lbs	1.96#	11.80	
EYEBOLTS	PART NUMBER	SIZE	EYE DIA	SHANK LENGTH	THREAD LENGTH	YIELD STRENGTH	WEIGHT EA	OVER 20
	EYB12	1/2"	1"	9"	6"	36,000 lbs	0.33#	3.40
	EYB58	5/8"	1 1/4"	9"	6"	55,000 lbs	0.70#	5.00
	EYB34	3/4"	1 1/2"	9"	6"	55,000 lbs	1.76#	7.55
	EYP78	7/8"	1 1/2"	9"	6"	60,000 lbs	1.88#	11.10
BRACER & FLAT WASHERS	PART NUMBER	TYPE	SIZE	FINISH	WEIGHT / 100	PER 100 PIECES		
	FW12000	Flat	1/2"	Plated	3.00#	5.82		
	FW580000	Flat	5/8"	Plated	7.00#	10.97		
	FW34000	Flat	3/4"	Plated	10.00#	15.97		
	FW78000	Flat	7/8"	Plated	17.00#	22.15		
	FW10000	Flat	1"	Plated	18.00#	27.35		
	BCR1	Bracer	1/2-5/8"	Grey	1.00#	2.09		
	BCR2	Bracer	3/4-7/8"	Grey	2.00#	3.51		
	BCR3	Bracer	1-1 1/4"	Grey	2.00#	3.66		
	BCR4	Bracer	1 3/8-1 1/2"	Grey	2.20#	7.25		

# METAL BUILDING FASTENERS




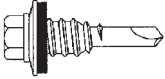




ITEM	DESCRIPTION					PRICE PER 1000	
	PART NUMBER	HEAD SIZE	TYPE	CARTON SIZE	WEIGHT PER 1000	PLATED	PAINTED
	FM1	5/16"	Driller	2000	18.6#	136.10	148.05
	1/4" - 14 x 1" Driller						
	5/16" Hex Washer Head						
	W/ 5/8" O.D. Washer						
	FM1A	5/16"	Driller	2500	10.00#	80.20	N/A
	12- 14 x 1" Driller						
	5/16" Hex Washer Head						
	W/ 5/8" O.D. Washer						
	FM1B	5/16"	Driller	2500	16.7#	170.10	184.50
	1/4" - 14 x 3/4" Driller						
	5/16" Hex Washer Head						
	W/ 5/8" O.D. Washer						
	FM1C	5/16"	Driller	2000	20.9#	178.40	191.00
	1/4" -14x 1 1/4" Driller						
	5/16" Hex Washer Head						
	W/ 5/8" O.D. Washer						
	FM1D	5/16"	Long Life Driller	2000	28.6#	284.5	298.15
	1/4" -14x 1 1/4" Long Life Driller						
	5/16" Hex Washer Head						
	W/ Sealing Washer						
	FM2	5/16"	Long Life AB	2000	22.7#	198.00	211.00
	1/4" -14x 1" Long Life AB						
	5/16" Hex Washer Head						
	W/ Sealing Washer						

\*Add \$25.00 set-up charge



# METAL BUILDING FASTENERS





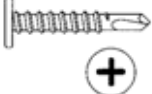
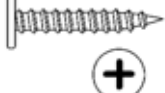
ITEM	DESCRIPTION					PRICE PER 1000	
	PART NUMBER	HEAD SIZE	TYPE	CARTON SIZE	WEIGHT PER 1000	PLATED	PAINTED
	FM3	5/16"	Long Life Driller	2000	23.8#	171.80	190.75
	12-14x 1 1/4" Long Life Driller						
	5/16" Hex Washer Head						
	W/ Sealing Washer						
	FM3A	5/16"	Long Life Driller	1500	25.6#	191.40	205.20
	12 - 14x 1 1/2" Long Life Driller						
	5/16" Hex Washer Head						
	FM4	5/16"	Long Life Lap Tek	2500	21.7#	185.30	197.35
	1/4"-14 x 7/8" Long Life Lap Tek						
	5/16" Hex Washer Head						
W/ SealingWasher							
	FM4A	5/16"	Lap Tek	2500	15.1#	111.20	119.85
	1/4"-14 x 7/8" Lap Tek						
	5/16" Hex Washer Head						
	W/ Sealing Washer						
	FM5	5/16"	Tek 4.5	2500	12.6#	177.85	N/A
	12-24 x 1 1/4" Tek 4.5						
	5/16" Hex Washer Head						
No Washer							
	FM6	1/4"	TRW Grips	2500	10.9#	54.90	65.30
	10 x 1 1/2" TRW Grips						
	1/4" Hex Washer Head						
	W/ 1/2" O.D. Washer DECKS					NOT FOR USE IN PLYWOOD OR OSB	

\*Add \$25.00 set-up charge



# METAL BUILDING FASTENERS

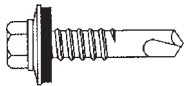


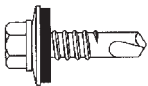

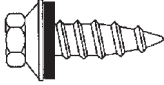


ITEM	DESCRIPTION					PRICE PER 1000	
	PART NUMBER	HEAD SIZE	TYPE	CARTON SIZE	WEIGHT PER 1000	PLATED	PAINTED
	FM6A	1/4"	TRW Grip	3000	8.70#	43.40	N/A
	10 x 1" TRW Grip						
	1/4" Hex Washer Head						
	W/ 1/2" O.D. Washer						
	FM6B	1/4"	TRW Grip	2000	13.1#	60.20	77.30
	10 x 2" TRW Grip						
	1/4" Hex Washer Head						
	W/ 1/2" O.D. Washer						
	FM6C	1/4"	TRW Grip	1500	15.4#	76.90	N/A
	10 x 2 1/2" TRW Grip						
	1/4" Hex Washer Head						
	W/ 1/2" O.D. Washer						
	FM6D	5/16"	Long Life TRW Grip	2000	14.6#	165.00	177.00
	10 x 1 1/2" Long Life TRW Grip						
	5/16" Hex Washer Head						
	W/ Sealing Washer						
	FM700	#2 Phillips	Driller TEK 3	5000	7.6#	87.60	N/A
	10 x 1" TEK 3						
	#2 Phillips Pancake Head Driller						
	FM800	#2 Phillips	A	5000	7.1#	62.10	N/A
	10 x 1"						
	#2 Phillips Pancake Head Type A						

\*Add \$25.00 set-up charge



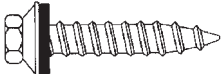
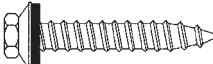



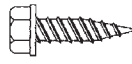
# METAL BUILDING FASTENERS

ITEM	DESCRIPTION					PRICE PER 1000	
	FASTENER #	PART NUMBER	HEAD SIZE	TYPE	CARTON SIZE	WEIGHT PER 1000	PLATED
	FM9	5/16"	Driller	2500	13.4#	125.70	138.30
	12 - 14 x 1" Driller						
	5/16" Hex Washer Head						
	W/ 5/8" O.D. Washer						
	FM9A	5/16"	Driller	2500	15.2#	104.60	118.20
	12 - 14 x 1 1/4" Driller						
	5/16" Hex Washer Head						
	W/ 5/8" O.D. Washer						
	FM9B	5/16"	Driller	2000	16.7#	108.70	123.00
	12 - 14 x 1 1/2" Driller						
	5/16" Hex Washer Head						
	W/ 5/8" O.D. Washer						
	FM9C	5/16"	Driller	2500	11.6#	96.80	109.40
	12 - 14 x 3/4" Driller						
	5/16" Hex Washer Head						
	W/ 5/8" O.D. Washer						
	FM9D	5/16"	Driller	1500	20.5#	115.00	130.00
	12 - 14 x 2" Driller						
	5/16" Hex Washer Head						
	W/ 5/8" O.D. Washer						
	FM10	5/16"	AB	2500	16.7#	91.95	103.95
	14 x 1" Type AB						
	5/16" Hex Head						
	W/ 5/8" O.D. Washer						

\*Add \$25.00 set-up charge

# METAL BUILDING FASTENERS








ITEM	DESCRIPTION					PRICE PER 1000	
FASTENER # FM10B	PART NUMBER	HEAD SIZE	TYPE	CARTON SIZE	WEIGHT PER 1000	PLATED	PAINTED
	FM10B	3/8"	A	2000	20.8#	117.30	130.70
	14 x 1 1/2" Type A						
	3/8" Hex Head						
	W/ 5/8" O.D. Washer						
FASTENER # FM10C	PART NUMBER	HEAD SIZE	TYPE	CARTON SIZE	WEIGHT PER 1000	PLATED	PAINTED
	FM10C	3/8"	A	2000	26.0#	152.40	165.70
	14 x 2" Type A						
	3/8" Hex Head						
	W/ 5/8" O.D. Washer						
FASTENER # FM11	PART NUMBER	HEAD SIZE	TYPE	CARTON SIZE	WEIGHT PER 1000	PLATED	PAINTED
	FM11	3/8"	AB 304 stainless	2500	16.5#	357.50	369.50
	1/4" - 14 x 1" Type AB 304 Stainless						
	3/8" Hex Head						
	W/ 5/8" O.D. Washer						
FASTENER # FM12	PART NUMBER	HEAD SIZE	TYPE	CARTON SIZE	WEIGHT PER 1000	PLATED	PAINTED
	FM12	3/8"	AB	2500	16.4#	195.95	207.95
	17 x 3/4" Type AB						
	3/8" Hex Head						
	W/ 5/8" O.D. Washer						
FASTENER # FM13	PART NUMBER	HEAD SIZE	TYPE	CARTON SIZE	WEIGHT PER 1000	PLATED	PAINTED
	FM13	1/4"	Driller	10,000	4.0#	53.20	66.50
	9 x 5/8" Nibbed Driller						
	1/4" Hex Head						
	W/ No Washer						
FASTENER # FM14	PART NUMBER	HEAD SIZE	TYPE	CARTON SIZE	WEIGHT PER 1000	PLATED	PAINTED
	FM14	5/16"	Stitch	5000	6.3#	27.90	43.40
	10 x 3/4" Stitch						
	5/16" Hex Head						
	W/ No Washer						

\*Add \$25.00 set-up charge



# METAL BUILDING FASTENERS

ITEM	DESCRIPTION					PRICE PER 1000		
	PART NUMBER	HEAD SIZE	TYPE	CARTON SIZE	WEIGHT PER 1000	PLATED	PAINTED	
	FASTENER # FM15	FM15	N/A	Nail Drive	100	25.0#	265.00	N/A
	1/4" x 1 1/4"							
	Masonry Anchor							
	FASTENER # FM16	FM16	Stainless Steel		5000	5.0#	82.40	118.60
	1/8" x 3/16" Pop Rivet							
	FASTENER # FM17	FM17	Stainless Steel		5000	3.30#	130.40	149.10
	1/8" x 3/8" Pop Rivet							
	OVERSIZED BONDED WASHER # FM18	FM18	#14 x 1 1/8" Washer		2000	20.00#	135.00	N/A
	For UL Rated Light Transmitting Panels							
	GROMMET # FM19	FM19	1/4" AF	ALUM	5000	4.9#	480.60	N/A
	6-32 x 1							

\*Add \$25.00 set-up charge

# METAL BUILDING FLAT SHEET



FLAT SHEET SELECTION CHART			
	24 Ga		26 Ga
	24.12D	30.25D	41.56D
<b>SPECTRALITE 2000</b>			
Solar White			X
Saddle Tan			X
Fern Green			X
Desert Sand			X
Rustic Red			X
Hawaiian Blue			X
Crimson Red			X
Ash Gray			X
Colony Green			X
Burnished Slate			X
KoKo Brown			X
Light Stone			X
<b>SPECTRALITE 3000</b>			
Medium Bronze	X		
Almond	X		
Sandstone	X		
Cool White	X		
Classic Green	X		
Colonial Red	X		
Slate Gray	X		
Brownstone	X		
<b>OTHER</b>			
Galvalume Plus		X	X
Galvanized			X

All colors except Crimson Red contain no more than 0.06 percent lead.

\* Use this color only for applications which comply with federal, state and local regulations for lead based paint.

\*\*20 year warranty not available for Crimson Red.



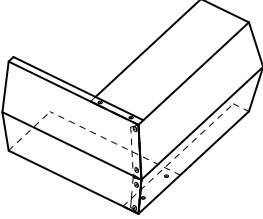
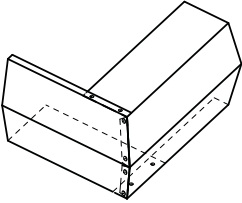
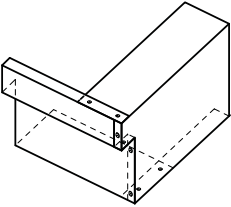
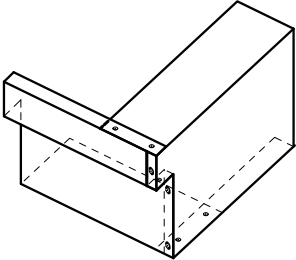
# METAL BUILDING FLAT SHEET

**FLAT SHEET PRICING CHART**

GAUGE	WIDTH	FINISH	GRADE	WT / FT	PRICE PER LINEAR FOOT
24	24.25'	SPECTRALITE 3000	D	3.45#	3.10
24	30.25'	GALVALUME PLUS	D	4.20#	2.50
26	41.5625'	SPECTRALITE 2000	D	2.69#	3.75
26	41.5625'	SPECTRALITE 3000	D	2.69#	4.00
26	41.5625'	GALVALUME PLUS	D	2.49#	2.90
26	41.5625'	GALVANIZED	D	2.49#	2.80

# METAL BUILDING COMMERCIAL TRIM



ITEM	DESCRIPTION			PRICE PER EACH		
	PART NUMBER	WEIGHT PER PIECE	STANDARD LENGTH	GALVALUME	SPECTRALITE 2000	SPECTRALITE 3000*
<b>CORNER BOX</b> (Use with all roof panel with small sculptured gutter)    GIRTH: A&B	CB-01R	1.73 (26 GA)	12	9.51	10.23	10.76
	CB-01L	1.73 (26 GA)	12	9.51	10.23	10.76
<b>CORNER BOX</b> (Use with all roof panel with large sculptured gutter)    GIRTH: A&B	CB-02R	1.85 (26 GA)	12	9.71	10.47	11.05
	CB-02L	1.85 (26 GA)	12	9.71	10.47	11.05
<b>CORNER BOX</b> (Use with M and R panels w/ Box Gutter)    GIRTH A&B	CB-03R	1.51 (26 GA)	12	10.03	10.66	11.13
	CB-03L	1.51 (26 GA)	12	10.03	10.66	11.13
<b>CORNER BOX</b> (Use with R and PBR roof panels with box gutter)    GIRTH: A & B	CB-05R	1.66 (26 GA)	12	10.31	11.02	11.55
	CB-05L	1.66 (26 GA)	12	10.31	11.02	11.55

\*Additional cost, minimum orders, and extra lead times may apply.

\*Subject to change without notice.

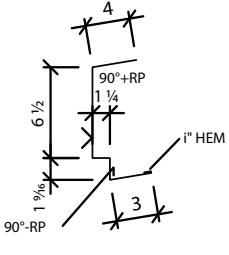
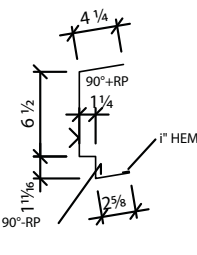
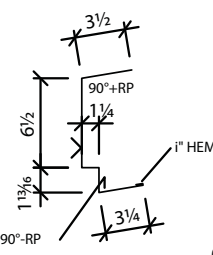
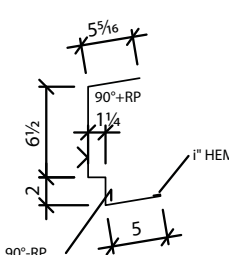
18815 Aldine Westfield Houston, Texas 77073  
 Phone: (281) 951-2000 Toll Free: (877) 935-2500 Fax: (281) 951-2005  
[www.rigidglobalcomponents.com](http://www.rigidglobalcomponents.com)

Effective January 1, 2013

CM-29



# METAL BUILDING COMMERCIAL TRIM

ITEM	DESCRIPTION			PRICE PER EACH		
	PART NUMBER	WEIGHT PER PIECE	STANDARD LENGTH	GALVALUME	SPECTRALITE 2000	SPECTRALITE 3000*
CANOPY EAVE TRIM (Canopies without soffit up to 1:12 roof slope)   GIRTH 16 13/16"	CE-01	9.96	10-2	21.97	26.33	29.61
		19.76	20-2	38.60	47.26	53.75
CANOPY EAVE TRIM (Canopies without soffit for 2:12 roof slope)   GIRTH 16 13/16"	CE-02	9.96	10-2	21.97	26.33	29.61
		19.76	20-2	38.60	47.26	53.75
CANOPY EAVE TRIM (Canopies without soffit for 3:12 roof slope)   GIRTH: 16 13/16"	CE-03	9.96	10-2	21.97	26.33	29.61
		19.76	20-2	38.60	47.26	53.75
CANOPY EAVE TRIM (Canopies without soffit up to 4:12 roof slope)   GIRTH: 20 9/16"	CE-04	9.96	10-2	25.74	31.08	35.08
		19.76	20-2	46.08	56.67	64.61

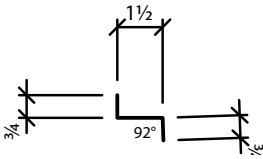
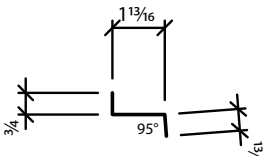
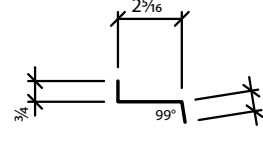
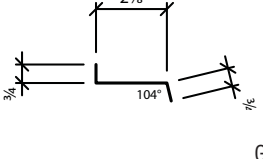
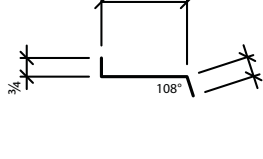
NOTE: Trim is 26 GA material unless otherwise noted.

\*Additional cost, minimum orders, and extra lead times may apply.



# METAL BUILDING COMMERCIAL TRIM



ITEM	DESCRIPTION			PRICE PER EACH		
	PART NUMBER	WEIGHT PER PIECE	STANDARD LENGTH	GALVALUME	SPECTRALITE 2000	SPECTRALITE 3000*
 <p>GIRTH 3"</p>	CES-00	1.83	10-2	4.70	5.48	6.07
		3.63	20-2	7.67	9.22	10.37
 <p>GIRTH 3 3/8"</p>	CES-01	2.14	10-2	5.08	5.96	6.61
		4.24	20-2	8.42	10.16	11.46
 <p>GIRTH: 3 7/8"</p>	CES-02	2.44	10-2	5.58	6.59	7.34
		4.84	20-2	9.42	11.41	12.91
 <p>GIRTH: 4 3/8"</p>	CES-03	2.75	10-2	6.09	7.22	8.07
		5.45	20-2	10.41	12.67	14.36
 <p>GIRTH: 5"</p>	CES-04	3.15	10-2	6.71	8.01	8.99
		6.25	20-2	11.66	14.24	16.17

\*Additional cost, minimum orders, and extra lead times may apply.



# METAL BUILDING COMMERCIAL TRIM

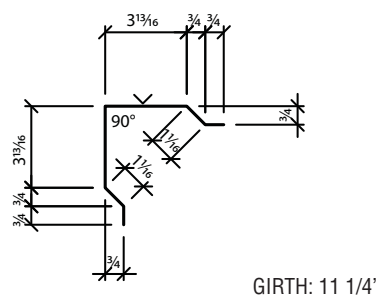
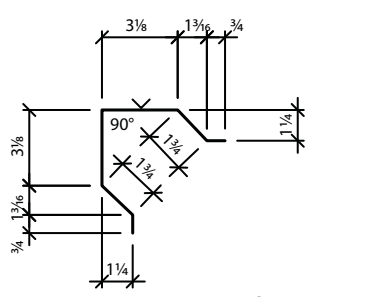
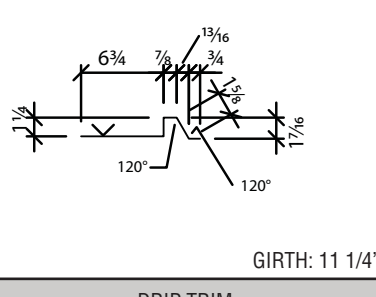
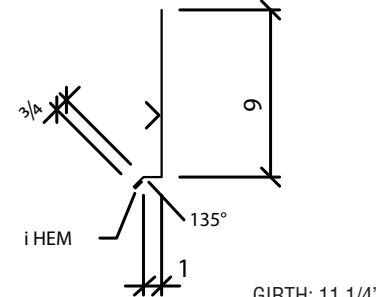
ITEM	DESCRIPTION			PRICE PER EACH		
CANOPY EAVE TRIM (canopies with soffit up to 1:12 roof slope)	PART NUMBER	WEIGHT PER PIECE	STANDARD LENGTH	GALVALUME	SPECTRALITE 2000	SPECTRALITE 3000*
	CS-01	12.40	10-2	25.74	31.08	35.08
		24.60	20-2	46.08	56.67	64.61
CANOPY EAVE TRIM (Canopies with soffit up to 2:12 roof slope)	PART NUMBER	WEIGHT PER PIECE	STANDARD LENGTH	GALVALUME	SPECTRALITE 2000	SPECTRALITE 3000*
	CS-02	12.40	10-2	25.74	31.08	35.08
		24.60	20-2	46.08	56.67	64.61
CANOPY EAVE TRIM (Canopies with soffit 3:12 roof slope)	PART NUMBER	WEIGHT PER PIECE	STANDARD LENGTH	GALVALUME	SPECTRALITE 2000	SPECTRALITE 3000*
	CS-03	12.40	10-2	25.74	31.08	35.08
		24.60	20-2	46.08	56.67	64.61
CANOPY EAVE TRIM (Canopies without soffit up to 4:12 roof slope)	PART NUMBER	WEIGHT PER PIECE	STANDARD LENGTH	GALVALUME	SPECTRALITE 2000	SPECTRALITE 3000*
	CS-04	12.40	10-2	25.74	31.08	35.08
		24.60	20-2	46.08	56.67	64.61

NOTE: Trim is 26 GA material unless otherwise noted.

\*Additional cost, minimum orders, and extra lead times may apply.

# METAL BUILDING COMMERCIAL TRIM



ITEM	DESCRIPTION			PRICE PER EACH		
	PART NUMBER	WEIGHT PER PIECE	STANDARD LENGTH	GALVALUME	SPECTRALITE 2000	SPECTRALITE 3000*
<b>OUTSIDE CORNER TRIM</b> (For "M" Wall Panel) 	CT-01M	6.90	10	15.34	18.22	20.32
		8.28	12	17.57	21.02	23.60
		9.66	14	19.80	23.82	26.83
		11.04	16	22.02	26.62	30.07
		12.42	18	24.25	29.42	33.30
		13.80	20	26.47	32.22	36.53
<b>OUTSIDE CORNER TRIM</b> (For "R" & "A" Wall Panel) 	CT-01R	6.90	10	15.34	18.22	20.32
		8.28	12	17.57	21.02	23.60
		9.66	14	19.80	23.82	26.83
		11.04	16	22.02	26.62	30.07
		12.42	18	24.25	29.42	33.30
		13.80	20	26.47	32.22	36.53
<b>STARTER PANEL TRIM</b> (For "A" Wall Panel) 	CT-02	6.90	10	14.50	17.37	19.53
		8.28	12	16.73	20.17	22.76
		9.66	14	18.95	22.98	25.99
		11.04	16	21.18	25.17	29.22
		12.42	18	23.41	28.58	32.45
		13.80	20	25.63	31.38	35.69
<b>DRIP TRIM</b> (For "M" & "RM" Wall Panel) 	DF-01M	7.02	10-2	16.49	17.61	19.80
		13.92	20-2	25.81	31.61	35.96

NOTE: Trim is 26 GA material unless otherwise noted.

\*Additional cost, minimum orders, and extra lead times may apply.

\*Subject to change without notice.

18815 Aldine Westfield Houston, Texas 77073  
 Phone: (281) 951-2000 Toll Free: (877) 935-2500 Fax: (281) 951-2005  
 www.rigidglobalcomponents.com

Effective January 1, 2013

CM-33



# METAL BUILDING COMMERCIAL TRIM

ITEM	DESCRIPTION			PRICE PER EACH		
DRIP TRIM (Use with 'M' panel with open for access)	PART NUMBER	WEIGHT PER PIECE	STANDARD LENGTH	GALVALUME	SPECTRALITE 2000	SPECTRALITE 3000*
	DF-01N	5.29	10-2	13.54	15.73	17.38
		10.49	20-2	21.89	26.24	29.49
DRIP TRIM (For "R" & "A" Wall Panel)	PART NUMBER	WEIGHT PER PIECE	STANDARD LENGTH	GALVALUME	SPECTRALITE 2000	SPECTRALITE 3000*
	DF-01R	7.02	10-2	14.49	17.61	19.80
		13.92	20-2	25.81	31.61	35.96
DRIP TRIM (For "R" & "A" Wall Panel for open access)	PART NUMBER	WEIGHT PER PIECE	STANDARD LENGTH	GALVALUME	SPECTRALITE 2000	SPECTRALITE 3000*
	DF-01S	5.29	10-2	13.54	15.73	17.38
		10.49	20-2	21.89	26.24	29.49
DOWNSPOUT W/ KICKOUT (Use with smaller gutter)	PART NUMBER	WEIGHT PER PIECE	STANDARD LENGTH	GALVALUME	SPECTRALITE 2000	SPECTRALITE 3000*
	DS-01K	11.47	10	20.85	25.14	28.36
		13.64	12	24.17	29.33	33.19
		15.82	14	27.50	33.51	38.02
		17.99	16	30.83	37.70	42.85
		20.17	18	34.15	41.88	47.68
		22.34	20	37.48	46.07	52.51

NOTE: Trim is 26 GA material unless otherwise noted.

\*Additional cost, minimum orders, and extra lead times may apply.

# METAL BUILDING COMMERCIAL TRIM



ITEM	DESCRIPTION			PRICE PER EACH			
	PART NUMBER	WEIGHT PER PIECE	STANDARD LENGTH	GALVALUME	SPECTRALITE 2000	SPECTRALITE 3000*	
<p>GIRTH: 16 13/16"</p>	DS-010	2.08	9 1/2	23.20	24.02	24.61	
<p>GIRTH: 16 13/16"</p>	DS-01R	1.52	=DIM "A"	31.31	31.75	32.17	
	Price does not include the length of material for Dim "A".						
<p>GIRTH: 16 13/16"</p>	DS-01S	10.88	10	20.84	25.14	28.36	
			13.05	12	24.17	29.33	33.19
			15.23	14	27.50	33.51	38.02
			17.40	16	30.83	37.70	42.85
			19.58	18	34.15	41.88	47.68
			21.75	20	37.48	46.07	52.51
<p>GIRTH: 16 13/16"</p>	DS-01T	.55	0-6"	8.42	N/A	N/A	

NOTE: Trim is 26 GA material unless otherwise noted.

\*Additional cost, minimum orders, and extra lead times may apply.

\*Subject to change without notice.

18815 Aldine Westfield Houston, Texas 77073  
 Phone: (281) 951-2000 Toll Free: (877) 935-2500 Fax: (281) 951-2005  
 www.rigidglobalcomponents.com

Effective January 1, 2013

CM-35



# METAL BUILDING COMMERCIAL TRIM

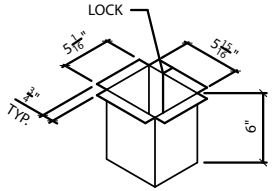
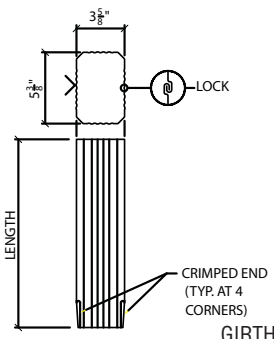
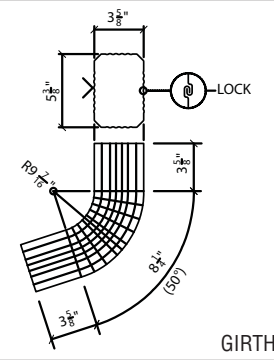
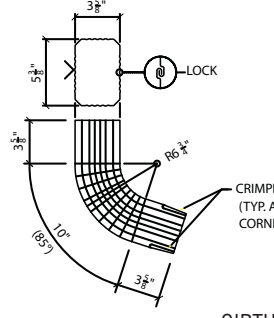
ITEM	DESCRIPTION			PRICE PER EACH		
DOWNSPOUT W/ KICKOUT (Use with large gutter)	PART NUMBER	WEIGHT PER PIECE	STANDARD LENGTH	GALVALUME	SPECTRALITE 2000	SPECTRALITE 3000*
	DS-02K	16.89	10	29.28	35.74	40.60
		20.10	12	34.05	41.75	47.52
		23.31	14	38.82	47.76	54.45
		26.52	16	43.60	53.76	61.38
		29.73	18	48.37	59.77	68.31
		32.94	20	53.15	65.77	75.24
ITEM	DESCRIPTION			PRICE PER EACH		
DOWNSPOUT W/ OFFSET (Use with large gutter)	PART NUMBER	WEIGHT PER PIECE	STANDARD LENGTH	GALVALUME	SPECTRALITE 2000	SPECTRALITE 3000*
	DS-020	3.01	9 1/2	24.83	26.08	26.98
DOWNSPOUT RETURN (Use with large gutter)	PART NUMBER	WEIGHT PER PIECE	STANDARD LENGTH	GALVALUME	SPECTRALITE 2000	SPECTRALITE 3000*
	DS-02R	2.77	=DIM "A"	33.27	34.42	35.25
Price does not include the length of material for Dim "A".						
DOWNSPOUT W/ KICKOUT (Use with large gutter)	PART NUMBER	WEIGHT PER PIECE	STANDARD LENGTH	GALVALUME	SPECTRALITE 2000	SPECTRALITE 3000*
	DS-02S	15.61	10	28.08	34.24	38.86
		18.73	12	32.86	40.25	45.79
		21.85	14	37.63	46.25	52.72
		24.97	16	42.40	52.26	59.65
		28.09	18	47.18	58.27	66.58
		31.22	20	51.95	64.27	73.51

NOTE: Trim is 26 GA material unless otherwise noted.

\*Additional cost, minimum orders, and extra lead times may apply.

# METAL BUILDING COMMERCIAL TRIM



ITEM	DESCRIPTION			PRICE PER EACH		
	PART NUMBER	WEIGHT PER PIECE	STANDARD LENGTH	GALVALUME	SPECTRALITE 2000	SPECTRALITE 3000*
<b>LARGE DOWNSPOUT SLEEVE</b> (Use with Valley Gutter)   GIRTH: 24 1/8"	DS-02T	.55	0-6"	8.78	N/A	N/A
<b>DOWNSPOUT</b> (Use with all types of Gutter)   GIRTH: 17 9/16"	DS-03A	16.89	10	19.06	23.55	26.91
<b>DOWNSPOUT KICK OUT</b> (Use with DS-03A)   GIRTH: 17 9/16"	DS-03B	1.33	1-3 1/2	3.18	4.60	5.05
<b>DOWNSPOUT RETURN</b> (Use with DS-03A)   GIRTH: 17 9/16"	DS-03C	1.33	1-5 1/4	4.29	4.96	5.47

NOTE: Corrugated downspout is available in 26 gauge only.

\*Additional cost, minimum orders, and extra lead times may apply.

\*Subject to change without notice.

18815 Aldine Westfield Houston, Texas 77073  
 Phone: (281) 951-2000 Toll Free: (877) 935-2500 Fax: (281) 951-2005  
[www.rigidglobalcomponents.com](http://www.rigidglobalcomponents.com)

Effective January 1, 2013

CM-37



# METAL BUILDING COMMERCIAL TRIM

ITEM	DESCRIPTION			PRICE PER EACH		
	PART NUMBER	WEIGHT PER PIECE	STANDARD LENGTH	GALVALUME	SPECTRALITE 2000	SPECTRALITE 3000*
<b>DOWNSPOUT RETURN</b> (Use with DS-03A)   GIRTH: 17 1/16"	DS-03D	1.48	1-5 1/4	4.29	4.96	5.47
<b>DOWNSPOUT OFFSET</b> (Use with DS-03A)   GIRTH: 17 9/16"	DS-03E	1.03	VARIES	5.74	6.79	7.57
<b>DOWNSPOUT STRAP</b> (Use with DS-03A)   Note: Cut from DS-03A    GIRTH: 17 9/16"	DS-03F	0.22	0-2 5/8	2.12	2.23	2.32
<b>DOWNSPOUT SLEEVE</b> (Use with DS-03A)   GIRTH: 17 9/16"	DS-03T	.58	0-6"	4.25	N/A	N/A

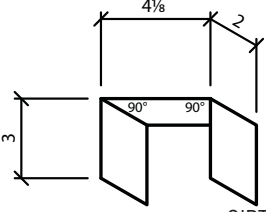
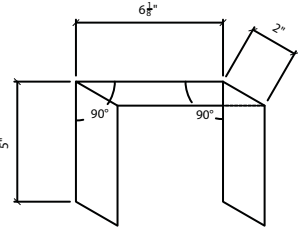
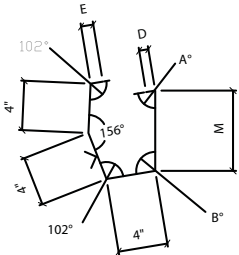
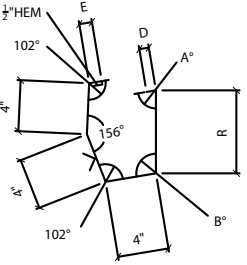
NOTE: Corrugated downspout is available in 26 gauge only.

\*Additional cost, minimum orders, and extra lead times may apply.



# METAL BUILDING COMMERCIAL TRIM



ITEM	DESCRIPTION			PRICE PER EACH		
	PART NUMBER	WEIGHT PER PIECE		GALVALUME	SPECTRALITE 2000	SPECTRALITE 3000*
DOWNSPOUT STRAP (Use with small gutter)  GIRTH: 10 1/8"	DT-01	.16		1.85	1.90	1.93
DOWNSPOUT STRAP (Use with large gutter)  GIRTH: 16 1/8"	DT-02	.43		1.95	2.02	2.07
EAVE GUTTER (Use with "M" & "PBM" Panel)	PART NUMBER	WEIGHT PER PIECE	STANDARD LENGTH	GALVALUME	SPECTRALITE 2000	SPECTRALITE 3000*
 GIRTH: 20 9/16"	EG-01M	12.91	10-2	24.90	30.23	34.24
		25.61	20-2	45.24	55.83	63.77
Valves for A, B, D, E, M are relative to roof pitch (up to 4:12)						
EAVE GUTTER (Use with "R" & "PBR" Panel)	PART NUMBER	WEIGHT PER PIECE	STANDARD LENGTH	GALVALUME	SPECTRALITE 2000	SPECTRALITE 3000*
 GIRTH: 20 9/16"	EG-01R	12.91	10-2	26.58	31.92	35.92
		25.61	20-2	46.93	57.52	65.46
Valves for A, B, D, E, R are relative to roof pitch (up to 4:12)						

NOTE: Trim is 26 GA material unless otherwise noted.

\*Additional cost, minimum orders, and extra lead times may apply.

\*Subject to change without notice.

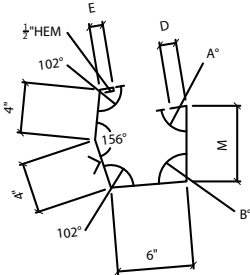
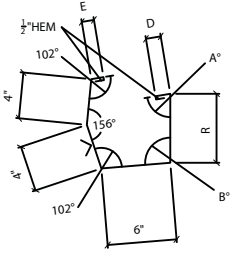
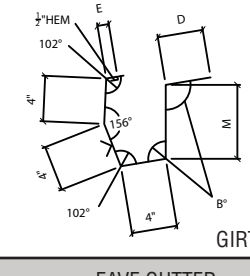
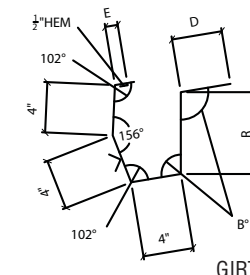
18815 Aldine Westfield Houston, Texas 77073  
 Phone: (281) 951-2000 Toll Free: (877) 935-2500 Fax: (281) 951-2005  
[www.rigidglobalcomponents.com](http://www.rigidglobalcomponents.com)

Effective January 1, 2013

CM-39



# METAL BUILDING COMMERCIAL TRIM

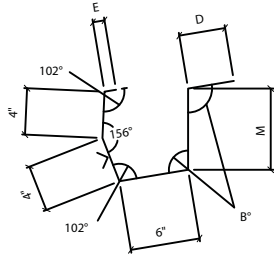
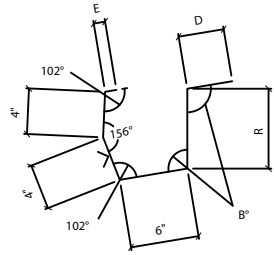
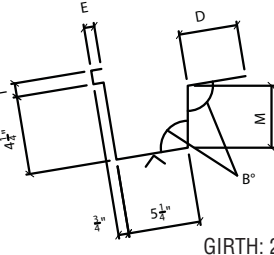
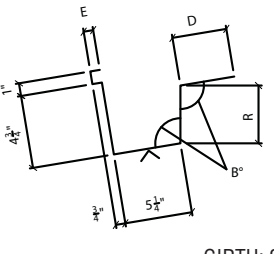
ITEM	DESCRIPTION			PRICE PER EACH		
	PART NUMBER	WEIGHT PER PIECE	STANDARD LENGTH	GALVALUME	SPECTRALITE 2000	SPECTRALITE 3000*
<b>EAVE GUTTER</b> (Use with "M" & "PBM" Panel)   GIRTH: 24 1/8"	EG-02M	16.17	10-2	30.17	36.43	41.13
		32.07	20-2	54.04	66.46	75.77
	Valves for A, B, D, E, M are relative to roof pitch (up to 4:12)					
<b>EAVE GUTTER</b> (Use with "R" & "PBR" Panel)   GIRTH: 24 1/8"	EG-02R	16.17	10-2	31.85	38.11	42.81
		32.07	20-2	55.72	68.14	77.46
	Valves for A, B, D, E, R are relative to roof pitch (up to 4:12)					
<b>EAVE GUTTER</b> (Use with "M" & "PBM" Panel)   GIRTH: 24 1/8"	EG-03M	16.17	10-2	30.17	36.43	41.13
		32.07	20-2	54.04	66.46	75.77
	Valves for B, D, E, M are relative to roof pitch (up to 4:12)					
<b>EAVE GUTTER</b> (Use with "R" & "PBR" Panel)   GIRTH: 24 1/8"	EG-03R	16.17	10-2	30.17	36.43	41.13
		32.07	20-2	54.04	66.46	75.77
	Valves for B, D, E, R are relative to roof pitch (up to 4:12)					

NOTE: Trim is 26 GA material unless otherwise noted.

\*Additional cost, minimum orders, and extra lead times may apply.

# METAL BUILDING COMMERCIAL TRIM



ITEM	DESCRIPTION			PRICE PER EACH		
	PART NUMBER	WEIGHT PER PIECE	STANDARD LENGTH	GALVALUME	SPECTRALITE 2000	SPECTRALITE 3000*
 <p>GIRTH: 24 1/8"</p>	EG-04M	16.17	10-2	28.48	34.74	39.44
		32.07	20-2	52.35	64.77	74.09
	Valves for B, D, E, M are relative to roof pitch (up to 4:12)					
 <p>GIRTH: 24 1/8"</p>	EG-04R	16.17	10-2	28.48	34.74	39.44
		32.07	20-2	52.35	64.77	74.09
	Valves for B, D, E, R are relative to roof pitch (up to 4:12)					
 <p>GIRTH: 20 9/16"</p>	EG-05M	12.91	10-2	25.74	31.08	35.08
		25.61	20-2	46.08	56.67	64.61
	Valves for B, D, E, M are relative to roof pitch (up to 4:12)					
 <p>GIRTH: 20 9/16"</p>	EG-05R	12.91	10-2	25.74	31.08	35.08
		25.61	20-2	46.08	56.67	64.61
	Valves for B, D, E, R are relative to roof pitch (up to 4:12)					

NOTE: Trim is 26 GA material unless otherwise noted.

\*Additional cost, minimum orders, and extra lead times may apply.

\*Subject to change without notice.

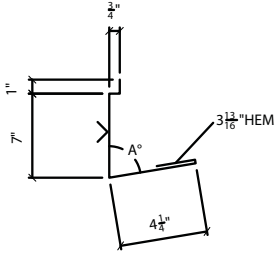
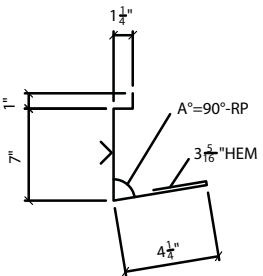
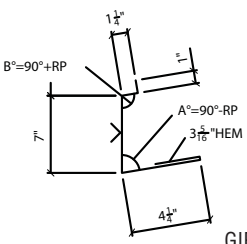
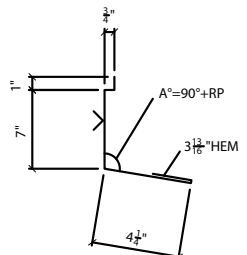
18815 Aldine Westfield Houston, Texas 77073  
 Phone: (281) 951-2000 Toll Free: (877) 935-2500 Fax: (281) 951-2005  
 www.rigidglobalcomponents.com

Effective January 1, 2013

CM-41



# METAL BUILDING COMMERCIAL TRIM

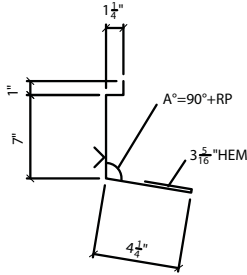
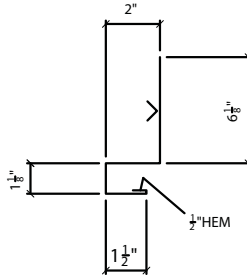
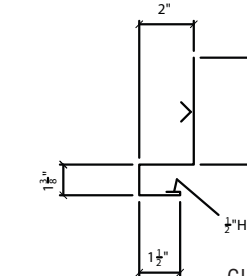
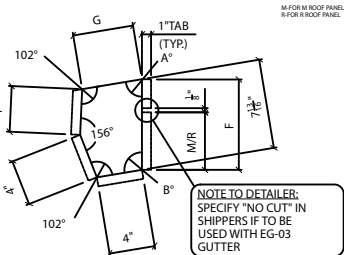
ITEM	DESCRIPTION			PRICE PER EACH		
	PART NUMBER	WEIGHT PER PIECE	STANDARD LENGTH	GALVALUME	SPECTRALITE 2000	SPECTRALITE 3000*
<b>EAVE GUTTER</b> (Use with "M" & "RM" Panel)   GIRTH: 16 13/16"	ES-01M	9.05	10-2	21.12	25.49	28.76
		17.95	20-2	37.76	46.42	52.91
<b>EAVE SPACER</b> (Use with "R" & "AW" Panel)   GIRTH: 16 13/16"	ES-01R	9.05	10-2	21.12	25.49	28.76
		17.95	20-2	37.76	46.42	52.91
<b>EAVE SPACER</b> (Use with Canopy CEE Eave Strut)   GIRTH: 16 13/16"	ES-01S	10.47	10-2	16.35	19.48	21.83
		20.77	20-2	28.28	34.49	39.15
<b>EAVE SPACER</b> (Use with "M" & "RM" Panel)   GIRTH: 12 1/16"	ES-02M	9.15	10-2	16.35	19.48	21.83
		18.15	20-2	28.28	34.49	39.15

NOTE: Trim is 26 GA material unless otherwise noted.

\*Additional cost, minimum orders, and extra lead times may apply.

# METAL BUILDING COMMERCIAL TRIM



ITEM	DESCRIPTION			PRICE PER EACH		
	PART NUMBER	WEIGHT PER PIECE	STANDARD LENGTH	GALVALUME	SPECTRALITE 2000	SPECTRALITE 3000*
<b>EAVE SPACER</b> (Use with "R" & "AW" Panel)  <p>GIRTH: 16 13/16"</p>	ES-02R	9.05	10-2	21.12	25.49	28.77
		17.95	20-2	37.76	46.42	52.91
<b>FASCIA SOFFIT TRIM</b> (Use with "M" & "L12" Soffit Panel)  <p>GIRTH: 11 1/4"</p>	FS-01M	4.68	10-2	15.53	18.45	20.64
		9.28	20-2	26.66	32.45	36.80
<b>FASCIA SOFFIT TRIM</b> (Use with "R" Soffit Panel)  <p>GIRTH: 11 1/4"</p>	FS-01R	4.68	10-2	15.53	18.45	20.64
		9.28	20-2	26.66	32.45	36.80
<b>GUTTER END CAP</b> (Use with EG-01 & EG-03 - Right and Left Detail)  <p>GIRTH: 8 13/16"</p>	GEC-01M	.47	N/A			
	GEC-01R					
				Valves for A, B, F, G, M, Rare relative to roof pitch (up to 4:12)		

NOTE: Trim is 26 GA material unless otherwise noted.

\*Additional cost, minimum orders, and extra lead times may apply.

\*Subject to change without notice.

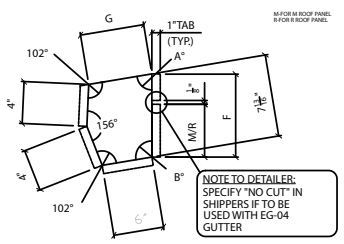
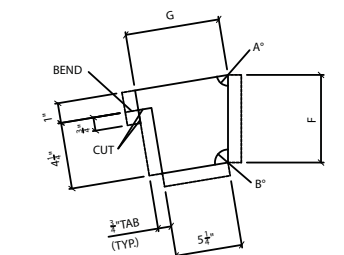
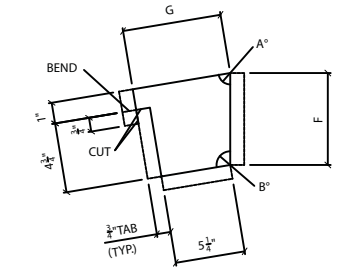
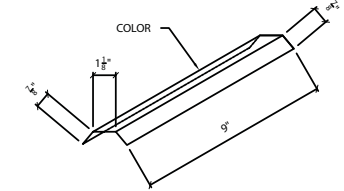
18815 Aldine Westfield Houston, Texas 77073  
 Phone: (281) 951-2000 Toll Free: (877) 935-2500 Fax: (281) 951-2005  
 www.rigidglobalcomponents.com

Effective January 1, 2013

CM-43



# METAL BUILDING COMMERCIAL TRIM

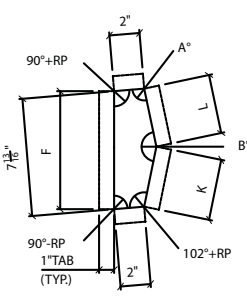
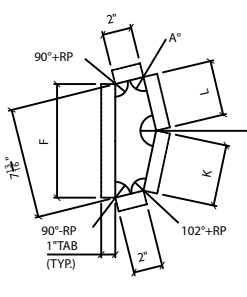
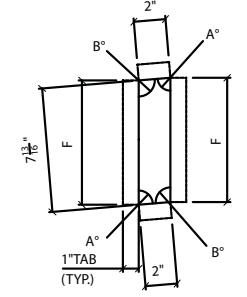
ITEM	DESCRIPTION			PRICE PER EACH		
	PART NUMBER	WEIGHT PER PIECE	STANDARD LENGTH	GALVALUME	SPECTRALITE 2000	SPECTRALITE 3000*
<b>GUTTER END CAP</b> (Use with EG-02 & EG-04 - Right and Left Detail)   GIRTH: 8 13/16"	GEC-02M	.57	N/A	4.87	5.04	5.16
	GEC-02R	Valves for A, B, F, G. M. R are relative to roof pitch (up to 4:12)				
<b>BOX GUTTER END CAP</b> (Use with EG-05M Right and Left Detail)   GIRTH: 6"	GEC-05M	.95	N/A	3.86	3.99	4.09
	Valves for A, B, G, F are relative to roof pitch (up to 4:12)					
<b>BOX GUTTER END CAP</b> (Use with EG-05R Right and Left Detail)   GIRTH: 6 1/2"	GEC-05R	.95	N/A	3.91	4.04	4.15
	Valves for A, B, G, F are relative to roof pitch (up to 4:12)					
<b>GUTTER STRAP</b>   GIRTH: 2 5/8"	GS-01	.13	0-9"	1.89	1.93	3.70

NOTE: Trim is 26 GA material unless otherwise noted.

\*Additional cost, minimum orders, and extra lead times may apply.

# METAL BUILDING COMMERCIAL TRIM



ITEM	DESCRIPTION					PRICE PER EACH		
	PART NUMBER	ROOF SLOPE	A	B	C	GALVALUME	SPECTRALITE 2000	SPECTRALITE 3000*
 <p>GIRTH: 9 13/16"</p>	HEC-01	1:12	7 13/16	3 3/4	2	4.62	4.72	4.80
	HEC-02	2:12	7 5/8	3 1/2	2	4.62	4.72	4.80
	Valves for A, B, F, K, L are relative to roof pitch (up to 4:12)							
 <p>GIRTH: 9 13/16"</p>	HEC-03	3:12	7 7/16	3 1/4	2 1/16	4.62	4.72	4.80
	HEC-04	4:12	7 5/16	3	2 1/16	4.62	4.72	4.80
	Valves for A, B, F, K, L are relative to roof pitch (up to 3:12 and 4:12)							
 <p>GIRTH: 9 13/16"</p>	HEC-05	1:12	85.24°	94.76°	7 7/8	3.58	3.78	3.84
	HEC-06	2:12	80.54°	99.46°	7 15/16	3.58	3.78	3.84
	Valves for A, B, F are relative to roof pitch (up to 2:12)							

NOTE: Trim is 26 GA material unless otherwise noted.

\*Additional cost, minimum orders, and extra lead times may apply.

\*Subject to change without notice.

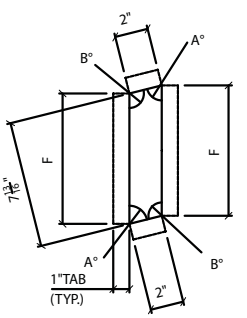
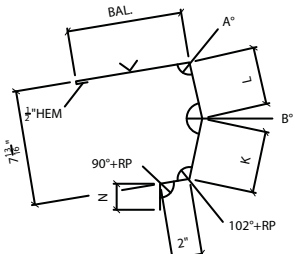
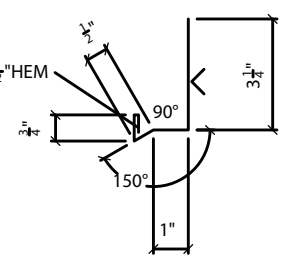
18815 Aldine Westfield Houston, Texas 77073  
 Phone: (281) 951-2000 Toll Free: (877) 935-2500 Fax: (281) 951-2005  
 www.rigidglobalcomponents.com

Effective January 1, 2013

CM-45



# METAL BUILDING COMMERCIAL TRIM

ITEM	DESCRIPTION					PRICE PER EACH		
HIGH EAVE END CAP (Left and Right Detail)	PART NUMBER	ROOF SLOPE	A	B	C	GALVALUME	SPECTRALITE 2000	SPECTRALITE 3000*
 <p>GIRTH: 9 13/16"</p>	HEC-07	1:12	75.96°	104.04°	8 1/16	4.02	4.19	4.31
	HEC-08	2:12	71.56°	108.43°	8 1/4	4.02	4.19	4.31
Valves for A, B, F are relative to roof pitch (up to 3:12 and 4:12)								
ITEM	DESCRIPTION			PRICE PER EACH				
HIGH EAVE TRIM	PART NUMBER	WEIGHT PER PIECE	STANDARD LENGTH	GALVALUME	SPECTRALITE 2000	SPECTRALITE 3000*		
 <p>GIRTH: 20 9/16"</p>	HET-01	12.91	10-2	25.74	31.08	35.08		
		25.61	20-2	46.08	56.67	64.61		
Valves for A, B, K, L, N are relative to roof pitch (up to 4:12)								
HEAD TRIM (Use with "M" & "RM" Panel)	PART NUMBER	WEIGHT PER PIECE	STANDARD LENGTH	GALVALUME	SPECTRALITE 2000	SPECTRALITE 3000*		
 <p>GIRTH: 6"</p>	HT-01M	2.64	8-6	9.26	10.56	11.54		
		3.26	10-6	10.45	12.05	13.26		
		3.88	12-6	11.63	13.55	14.98		
		4.53	14-6	12.82	15.04	16.71		
		5.12	16-6	14.01	16.54	18.43		
		5.74	18-6	15.20	18.03	20.16		
	6.36	20-6	16.38	19.52	21.88			

NOTE: Trim is 26 GA material unless otherwise noted.

\*Additional cost, minimum orders, and extra lead times may apply.



# METAL BUILDING COMMERCIAL TRIM



ITEM	DESCRIPTION			PRICE PER EACH		
HEAD TRIM (Use with "R" & "A" Panel)	PART NUMBER	WEIGHT PER PIECE	STANDARD LENGTH	GALVALUME	SPECTRALITE 2000	SPECTRALITE 3000*
<p>GIRTH: 6"</p>	HT-01R	2.89	8-6	9.26	10.56	11.54
		3.57	10-6	10.45	12.05	13.26
		4.25	12-6	11.63	13.55	14.98
		4.93	14-6	12.82	15.04	16.71
		5.61	16-6	14.01	16.54	18.43
		6.29	18-6	15.20	18.03	20.16
		6.97	20-6	16.38	19.52	21.88
INSIDE ANGLE TRIMI	PART NUMBER	WEIGHT PER PIECE	STANDARD LENGTH	GALVALUME	SPECTRALITE 2000	SPECTRALITE 3000*
<p>GIRTH: 6"</p>	IA02	3.10	10	10.15	11.68	12.83
		3.72	12	11.34	13.18	14.55
		4.34	14	12.52	14.67	16.28
		4.96	16	13.71	16.16	18.00
		5.58	18	14.90	17.66	19.72
		6.20	20	16.09	19.15	21.45
INSIDE ANGLE TRIM	PART NUMBER	WEIGHT PER PIECE	STANDARD LENGTH	GALVALUME	SPECTRALITE 2000	SPECTRALITE 3000*
<p>GIRTH: 11 1/4"</p>	IA-03	5.90	10	115.34	18.22	20.37
		7.08	12	17.57	21.02	23.60
		8.26	14	19.80	23.82	26.83
		9.44	16	22.02	26.62	30.07
		10.62	18	24.25	29.42	33.30
		11.80	20	26.47	32.22	36.53
INSIDE CORNER TRIM (Use with "M" Wall Panel)	PART NUMBER	WEIGHT PER PIECE	STANDARD LENGTH	GALVALUME	SPECTRALITE 2000	SPECTRALITE 3000*
<p>GIRTH: 11 1/4"</p>	ICT-01M	5.90	10	15.34	18.22	11.54
		7.08	12	17.57	21.02	23.60
		8.26	14	19.80	23.82	26.83
		9.44	16	22.02	26.62	30.07
		10.62	18	24.25	29.42	33.30
		11.80	20	26.47	32.22	36.53

NOTE: Trim is 26 GA material unless otherwise noted.

\*Additional cost, minimum orders, and extra lead times may apply.

\*Subject to change without notice.

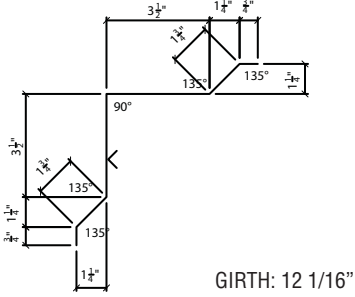
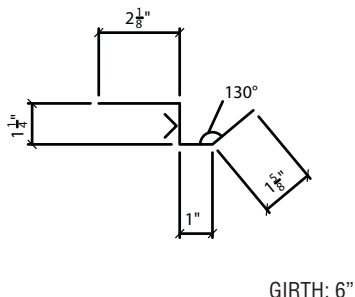
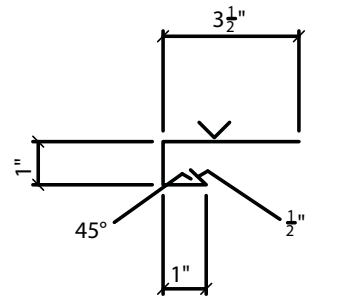
18815 Aldine Westfield Houston, Texas 77073  
 Phone: (281) 951-2000 Toll Free: (877) 935-2500 Fax: (281) 951-2005  
 www.rigidglobalcomponents.com

Effective January 1, 2013

CM-47



# METAL BUILDING COMMERCIAL TRIM

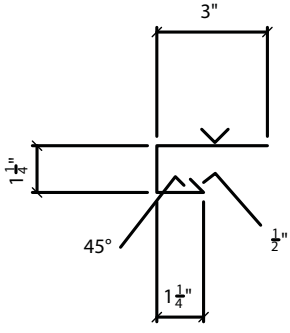
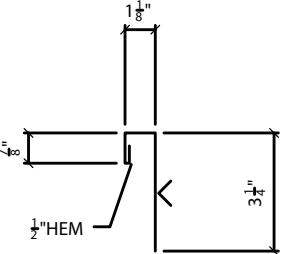
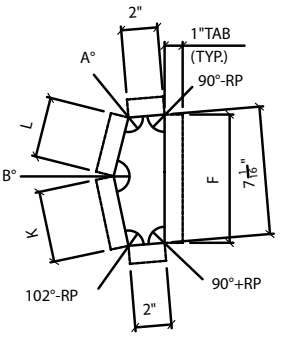
ITEM	DESCRIPTION			PRICE PER EACH		
	PART NUMBER	WEIGHT PER PIECE	STANDARD LENGTH	GALVALUME	SPECTRALITE 2000	SPECTRALITE 3000*
<b>INSIDE CORNER TRIM</b> (Use with "R" & "A" Wall Panel) 	ICT-01R	8.30	10	16.15	19.23	21.54
		9.96	12	18.53	22.23	25.00
		11.62	14	20.92	25.23	28.47
		13.28	16	23.31	28.24	31.93
		14.94	18	25.70	31.25	35.40
		16.60	20	28.08	34.24	38.86
<b>JAMB STIFFENER TRIM</b> (Use with Windows W/O 3'9" girt) 	JS-01	2.04	8-6	7.57	8.88	9.85
		2.52	10-6	8.76	10.37	11.58
		3.00	12-6	9.95	11.86	13.30
		3.48	14-6	11.14	13.36	15.02
		3.96	16-6	12.32	14.85	16.75
		4.44	18-6	13.51	16.34	18.47
		4.92	20-6	14.70	17.84	20.19
<b>JAMB TRIM</b> (Use with "M" & "RM" Wall Panel) 	JT-01M	2.25	7-3	7.67	8.79	9.62
		2.53	8-2	8.22	9.47	10.41
		3.15	10-2	9.41	10.96	12.13
		3.77	12-2	10.59	12.46	13.86
		4.39	14-2	11.78	13.95	15.58
		5.01	16-2	12.97	15.44	17.30
		5.63	18-2	14.16	16.94	19.03
		6.25	20-2	15.34	18.43	20.75

NOTE: Trim is 26 GA material unless otherwise noted.

\*Additional cost, minimum orders, and extra lead times may apply.

# METAL BUILDING COMMERCIAL TRIM



ITEM	DESCRIPTION			PRICE PER EACH		
	PART NUMBER	WEIGHT PER PIECE	STANDARD LENGTH	GALVALUME	SPECTRALITE 2000	SPECTRALITE 3000*
<b>JABM TRIM</b> (Use with "R" & AW" Panel)  	JT-01R	2.25	7-3	7.67	8.79	9.62
		2.53	8-2	8.22	9.47	10.41
		3.15	10-2	9.41	10.96	12.13
		3.77	12-2	10.59	12.46	13.86
		4.39	14-2	11.78	13.95	15.58
		5.01	16-2	12.97	15.44	17.30
		5.63	18-2	14.16	16.94	19.03
		6.25	20-2	15.34	18.43	20.75
	GIRTH: 6"					
<b>LINER PANEL CAP TRIM</b> (Use with "M" Liner Panel)  	<b>PART NUMBER</b> LC-01M	<b>WEIGHT PER PIECE</b> 2.54	<b>STANDARD LENGTH</b> 10-2	<b>GALVALUME</b> 9.41	<b>SPECTRALITE 2000</b> 10.96	<b>SPECTRALITE 3000*</b> 12.13
		5.04	20-2	15.34	18.43	20.75
	GIRTH: 6"					
<b>LOW EAVE TRIM END CAP</b>	<b>WEIGHT PER PIECE</b>			<b>GALVALUME</b>	<b>SPECTRALITE 2000</b>	<b>SPECTRALITE 3000*</b>
	.24			4.74	4.87	4.97
	<b>PART NUMBER</b>	<b>ROOF SLOPE</b>				
	LEC-01M	1:12				
	LEC-02M	2:12				
	GIRTH: 9 1/16" Valves for A, B, F, K, L are relative to roof pitch.					

NOTE: Trim is 26 GA material unless otherwise noted.

\*Additional cost, minimum orders, and extra lead times may apply.



# METAL BUILDING COMMERCIAL TRIM

ITEM	DESCRIPTION			PRICE PER EACH			
				GALVALUME	SPECTRALITE 2000	SPECTRALITE 3000*	
<p>GIRTH: 9 1/16"</p>	WEIGHT PER PIECE			.42	4.74	4.87	4.97
	PART NUMBER	ROOF SLOPE					
	LEC-03M	3:12					
	LEC-04M	4:12					
					Valves for A, B, F, K, L are relative to roof pitch (up to 3:12 and 4:12)		
<p>GIRTH: 8 9/16"</p>	WEIGHT PER PIECE			.42	4.71	4.83	4.96
	PART NUMBER	ROOF SLOPE	A				
	LEC-01R	1:12	108.96°				
	LEC-02R	2:12	113.16°				
					Valves for A, B, F, K, L are relative to roof pitch (up to 2:12)		
<p>GIRTH: 8 9/16"</p>	WEIGHT PER PIECE			.42	4.71	4.83	4.93
	PART NUMBER	ROOF SLOPE	A				
	LEC-03R	3:12	117.26°				
	LEC-04R	4:12	121.22°				
					Valves for A, B, F, K, L are relative to roof pitch (up to 3:12 and 4:12)		
LOW EAVE TRIM (Use with "M" & "PBM" Roof Panel)	PART NUMBER	WEIGHT PER PIECE	STANDARD LENGTH	GALVALUME	SPECTRALITE 2000	SPECTRALITE 3000*	
<p>GIRTH: 16 13/16"</p>	LET-01M	9.35	10-2	21.97	26.33	29.61	
		18.55	20-2	38.60	47.26	53.75	
					Valves for A, B, K, L, N are relative to roof pitch (up to 2:12)		

NOTE: Trim is 26 GA material unless otherwise noted.

\*Additional cost, minimum orders, and extra lead times may apply.

# METAL BUILDING COMMERCIAL TRIM



ITEM	DESCRIPTION			PRICE PER EACH		
	PART NUMBER	WEIGHT PER PIECE	STANDARD LENGTH	GALVALUME	SPECTRALITE 2000	SPECTRALITE 3000*
<p>GIRTH: 16 13/16"</p>	LET-01R	9.56	10-2	21.97	26.33	29.61
		18.96	20-2	38.60	47.26	53.75
	Valves for A, B, K, L, N are relative to roof pitch (up to 2:12)					
<p>GIRTH: 16 13/16"</p>	LET-02M	9.35	10-2	21.97	26.33	29.61
		18.55	20-2	38.60	47.26	53.75
	Valves for A, B, K, L, N are relative to roof pitch (up to 3:12 and 4:12)					
<p>GIRTH: 16 13/16"</p>	LET-02R	9.46	10-2	21.97	26.33	29.61
		18.76	20-2	38.60	47.26	53.75
	Valves for A, B, K, L, N are relative to roof pitch (up to 3:12 and 4:12)					
<p>GIRTH: 11 1/4"</p>	MF-01	6.81	10-2	16.49	17.61	19.80
		13.51	20-2	25.82	31.61	35.96

NOTE: Trim is 26 GA material unless otherwise noted.

\*Additional cost, minimum orders, and extra lead times may apply.

\*Subject to change without notice.

18815 Aldine Westfield Houston, Texas 77073  
 Phone: (281) 951-2000 Toll Free: (877) 935-2500 Fax: (281) 951-2005  
 www.rigidglobalcomponents.com

Effective January 1, 2013

CM-51



# METAL BUILDING COMMERCIAL TRIM

ITEM	DESCRIPTION			PRICE PER EACH		
	PART NUMBER	WEIGHT PER PIECE	STANDARD LENGTH	GALVALUME	SPECTRALITE 2000	SPECTRALITE 3000*
<b>MASONRY TRIM</b> (Use with full height Masonry Wall)   GIRTH: 12 1/16"	MF-02	10.57	10-2	18.97	22.01	24.35
		20.97	20-2	30.81	37.02	41.68
<b>OUTSIDE ANGLE TRIM</b>	<b>PART NUMBER</b>	<b>WEIGHT PER PIECE</b>	<b>STANDARD LENGTH</b>	<b>GALVALUME</b>	<b>SPECTRALITE 2000</b>	<b>SPECTRALITE 3000*</b>
 GIRTH: 6"	OA-02	3.10	10	10.15	11.68	12.83
		3.72	12	11.34	13.18	14.55
		4.34	14	12.52	14.67	16.28
		4.96	16	13.71	16.16	18.00
		5.58	18	14.90	17.66	19.72
		6.20	20	16.09	19.15	21.45
<b>OUTSIDE ANGLE TRIM</b>	<b>PART NUMBER</b>	<b>WEIGHT PER PIECE</b>	<b>STANDARD LENGTH</b>	<b>GALVALUME</b>	<b>SPECTRALITE 2000</b>	<b>SPECTRALITE 3000*</b>
 GIRTH: 6"	OA-03	5.90	10	15.34	18.22	20.37
		7.08	12	17.57	21.02	23.60
		8.26	14	19.80	23.82	26.83
		9.44	22.02	22.02	26.62	30.07
		10.62	18	24.25	29.42	33.30
		11.80	20	26.47	32.22	36.53
<b>PEAK BOX</b> (Use "M" & "PBM" Roof Panel)	<b>PART NUMBER</b>	<b>WEIGHT PER PIECE</b>	<b>STANDARD LENGTH</b>	<b>GALVALUME</b>	<b>SPECTRALITE 2000</b>	<b>SPECTRALITE 3000*</b>
 GIRTH: 21"	PB-01M	9.41	1-6			

NOTE: Trim is 26 GA material unless otherwise noted.  
 \*Additional cost, minimum orders, and extra lead times may apply.

# METAL BUILDING COMMERCIAL TRIM



ITEM	DESCRIPTION			PRICE PER EACH		
	PART NUMBER	WEIGHT PER PIECE	STANDARD LENGTH	GALVALUME	SPECTRALITE 2000	SPECTRALITE 3000*
<b>PEAK BOX</b> (Use "R" & "PBR" Roof Panel)	PB-01R	9.41	1-6	15.90	18.70	20.15
<p>GIRTH: 21 3/4"</p>						
<b>PANEL CAP TRIM</b> (Use behind eave gutter)	PCT-01	3.76	10-2	6.88	8.44	9.60
<p>GIRTH: 6"</p>		7.46	20-2	12.81	15.90	18.22
<b>PIG SPOUT</b> (Use with small gutter)	PS-01	1.70	6 1/4	19.15	19.85	20.20
<p>GIRTH: 16 13/16"</p>						
<b>PIG SPOUT</b> (Use with large gutter)	PS-02	2.57	6 1/4	19.45	20.44	21.15
<p>GIRTH: 24 13/16"</p>						

NOTE: Trim is 26 GA material unless otherwise noted.

\*Additional cost, minimum orders, and extra lead times may apply.

\*Subject to change without notice.

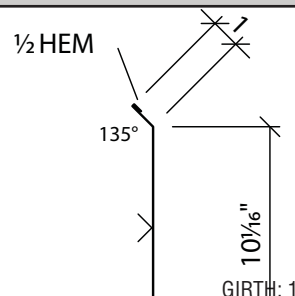
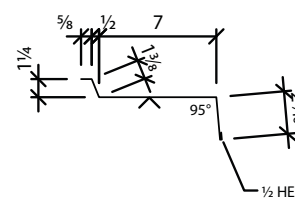
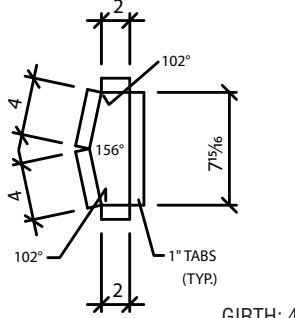
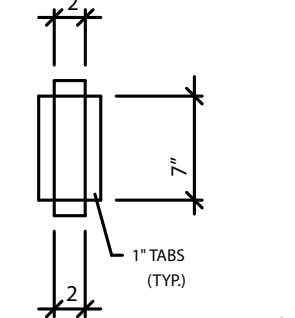
18815 Aldine Westfield Houston, Texas 77073  
 Phone: (281) 951-2000 Toll Free: (877) 935-2500 Fax: (281) 951-2005  
[www.rigidglobalcomponents.com](http://www.rigidglobalcomponents.com)

Effective January 1, 2013

CM-53



# METAL BUILDING COMMERCIAL TRIM

ITEM	DESCRIPTION			PRICE PER EACH		
	PART NUMBER	WEIGHT PER PIECE	STANDARD LENGTH	GALVALUME	SPECTRALITE 2000	SPECTRALITE 3000*
<b>1/2 HEM</b>  GIRTH: 12 1/16"	PT-01	7.93	10-2	16.35	19.48	21.83
		15.74	20-2	28.28	34.49	39.15
<b>PARTITION CORNER TRIM</b>	PART NUMBER	WEIGHT PER PIECE	STANDARD LENGTH	GALVALUME	SPECTRALITE 2000	SPECTRALITE 3000*
 GIRTH: 12 1/16"	PT-02	8.50	10	16.15	19.23	21.54
		10.20	12	18.53	22.23	25.00
		11.90	14	20.92	25.23	28.47
		13.60	16	23.31	28.24	31.93
		15.30	18	25.70	31.24	32.40
		17.00	20	28.08	34.24	38.86
<b>RAKE TRIM END CAP</b>	PART NUMBER	WEIGHT PER PIECE		GALVALUME	SPECTRALITE 2000	SPECTRALITE 3000*
 GIRTH: 4 13/16"	REC-01	.80		4.57	4.66	4.73
<b>BOX RAKE TRIM END CAP</b>	PART NUMBER	WEIGHT PER PIECE	STANDARD LENGTH	GALVALUME	SPECTRALITE 2000	SPECTRALITE 3000*
 GIRTH: 4"	REC-02	.20	0-7"	3.60	3.66	3.71

NOTE: Trim is 26 GA material unless otherwise noted.

\*Additional cost, minimum orders, and extra lead times may apply.



# METAL BUILDING COMMERCIAL TRIM



ITEM	DESCRIPTION			PRICE PER EACH		
	PART NUMBER	WEIGHT PER PIECE	STANDARD LENGTH	GALVALUME	SPECTRALITE 2000	SPECTRALITE 3000*
<b>RAKE SPACER TRIM</b> (Use with "M" & "RM" Wall Panel) 	RS-01M	4.98	10-2	15.53	18.45	20.64
		9.88	20-2	26.66	32.45	36.80
<b>RAKE SPACER TRIM</b> (Use with "R" & "AW" Wall Panel) (Use with Purlin Extension W/O Soffit) 	RS-01R	5.59	10-2	15.53	18.45	20.64
		11.09	20-2	26.66	32.45	36.80
<b>RAKE SPACER TRIM</b> (Use with "M" & "RM" Wall Panel) (Use with Purlin Extension W/O Soffit) 	RS-02M	6.10	10-2	15.53	18.45	20.64
		12.10	20-2	26.66	32.45	36.80
<b>RAKE SPACER TRIM</b> (Use with "R" & "AW" Wall Panel) (Use with Purlin Extension W/O Soffit) 	RS-02R	6.81	10-2	15.53	18.45	20.64
		13.51	20-2	26.66	32.45	36.80

NOTE: Trim is 26 GA material unless otherwise noted.

\*Additional cost, minimum orders, and extra lead times may apply.

\*Subject to change without notice.

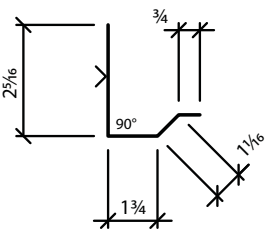
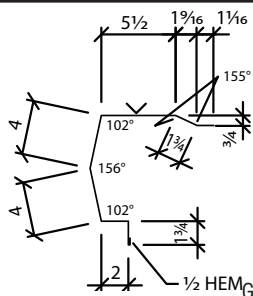
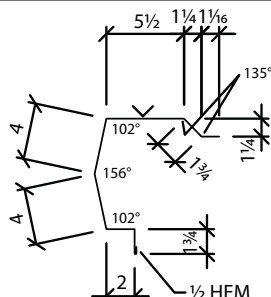
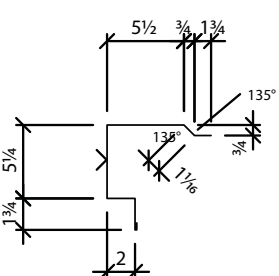
18815 Aldine Westfield Houston, Texas 77073  
 Phone: (281) 951-2000 Toll Free: (877) 935-2500 Fax: (281) 951-2005  
[www.rigidglobalcomponents.com](http://www.rigidglobalcomponents.com)

Effective January 1, 2013

CM-55



# METAL BUILDING COMMERCIAL TRIM

ITEM	DESCRIPTION			PRICE PER EACH		
	PART NUMBER	WEIGHT PER PIECE	STANDARD LENGTH	GALVALUME	SPECTRALITE 2000	SPECTRALITE 3000*
RAKE TO SOFFIT TRIM (Use with "M" Soffit Panel)  GIRTH: 6"	RS-03	4.68	10-2	8.56	10.12	11.29
		9.28	20-2	14.50	17.59	19.91
RAKE TRIM (Use with "M" & "PBM" Roof Panel)  GIRTH: 20 9/16"	RT-01M	12.91	10-2	27.42	32.76	36.77
		25.61	20-2	47.77	58.36	66.30
RAKE TRIM (Use with "R" & "PBR" Roof Panel)  GIRTH: 20 9/16"	RT-01R	12.91	10-2	27.42	32.76	36.77
		25.61	20-2	47.77	58.36	66.30
RAKE TRIM (Use with "M" & "PBM" Roof Panel)  GIRTH: 16 13/16"	RT-02M	11.08	10-2	22.81	27.17	30.45
		21.98	20-2	39.44	48.10	54.59

NOTE: Trim is 26 GA material unless otherwise noted.

\*Additional cost, minimum orders, and extra lead times may apply.

# METAL BUILDING COMMERCIAL TRIM



ITEM	DESCRIPTION			PRICE PER EACH		
	PART NUMBER	WEIGHT PER PIECE	STANDARD LENGTH	GALVALUME	SPECTRALITE 2000	SPECTRALITE 3000*
<b>RAKE TRIM</b> (Use with "R" & "PBR" Roof Panel)	RT-02R	11.69	10-2	26.58	31.92	35.92
		23.19	20-2	46.93	57.52	65.46
<b>RIDGE / HIP TRIM</b> (Use with "R" Roof Panel with Hip and High Slope)	RT-03	15.45	10-2	28.48	34.74	39.44
		30.65	20-2	52.35	64.77	74.09
<b>SIMPLE EAVE TRIM</b>	SET-01	5.59	10-2	13.84	16.76	18.96
		11.09	20-2	24.98	30.77	35.11
<b>SOFFIT SPACER</b>	SS-01	1.83	10-2	4.70	5.48	6.07

NOTE: Trim is 26 GA material unless otherwise noted.

\*Additional cost, minimum orders, and extra lead times may apply.

\*Subject to change without notice.

18815 Aldine Westfield Houston, Texas 77073  
 Phone: (281) 951-2000 Toll Free: (877) 935-2500 Fax: (281) 951-2005  
 www.rigidglobalcomponents.com

Effective January 1, 2013

CM-57



# METAL BUILDING COMMERCIAL TRIM

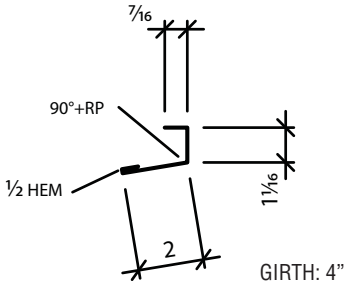
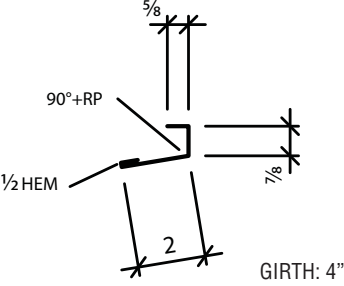
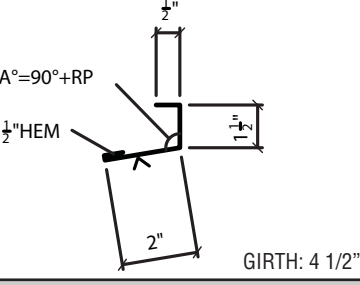
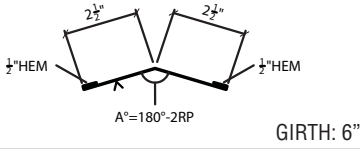
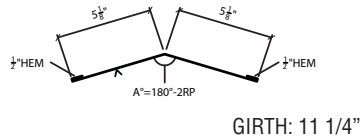
ITEM	DESCRIPTION			PRICE PER EACH		
	PART NUMBER	WEIGHT PER PIECE	STANDARD LENGTH	GALVALUME	SPECTRALITE 2000	SPECTRALITE 3000*
<p>GIRTH: 6"</p>	ST-01M	3.15	10-2	9.41	10.96	12.13
		6.25	20-2	15.34	18.43	20.75
<p>GIRTH: 6"</p>	ST-01R	2.85	10-2	9.41	10.96	12.13
		5.65	20-2	15.34	18.43	20.75
<p>GIRTH: 3"</p>	ST-02L	1.83	10-2	6.39	7.17	7.75
		3.63	20-2	9.36	10.90	12.06
<p>GIRTH: 3"</p>	ST-02M	1.83	10-2	6.39	7.17	7.75
		3.63	20-2	9.36	10.90	12.06

NOTE: Trim is 26 GA material unless otherwise noted.

\*Additional cost, minimum orders, and extra lead times may apply.

# METAL BUILDING COMMERCIAL TRIM



ITEM	DESCRIPTION			PRICE PER EACH		
	PART NUMBER	WEIGHT PER PIECE	STANDARD LENGTH	GALVALUME	SPECTRALITE 2000	SPECTRALITE 3000*
<b>SOFFIT TRIM</b> (Use with "L12" Soffit Panel) 	ST-03L	2.64	10-2	7.39	8.43	9.21
		5.24	20-2	11.35	13.41	14.96
<b>SOFFIT TRIM</b> (Use with "M" Soffit Panel) 	ST-03M	2.64	10-2	7.39	8.43	9.21
		5.24	20-2	11.35	13.41	14.96
<b>SOFFIT TRIM</b> (Use with "R" Soffit Panel) 	ST-03R	2.75	10-2	7.90	9.07	9.94
		5.45	20-2	12.35	14.67	16.40
<b>SOFFIT PEAK TRIM (SLIM)</b> (Use with all type of soffit panels) 	ST-04	3.76	10-2	10.25	11.81	12.97
		7.52	20-2	16.19	19.27	21.59
<b>SOFFIT PEAK TRIM (WIDE)</b> (Use with all type of soffit panels) 	ST-05	7.02	10-2	15.53	18.45	20.64
		14.04	20-2	26.66	32.45	36.80

NOTE: Trim is 26 GA material unless otherwise noted.

\*Additional cost, minimum orders, and extra lead times may apply.

\*Subject to change without notice.

18815 Aldine Westfield Houston, Texas 77073  
 Phone: (281) 951-2000 Toll Free: (877) 935-2500 Fax: (281) 951-2005  
[www.rigidglobalcomponents.com](http://www.rigidglobalcomponents.com)

Effective January 1, 2013

CM-59



# METAL BUILDING COMMERCIAL TRIM

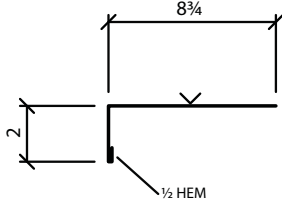
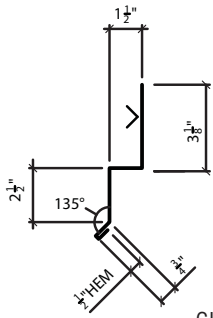
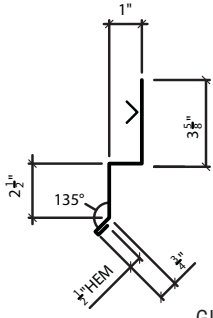
ITEM	DESCRIPTION			PRICE PER EACH		
SKYLIGHT TRIM	PART NUMBER	WEIGHT PER PIECE	STANDARD LENGTH	GALVALUME	SPECTRALITE 2000	SPECTRALITE 3000*
	STL-01M	2.20	10	6.96	7.88	8.58
		2.64	12	7.67	8.79	9.62
		3.08	14	8.39	9.69	10.66
		3.52	16	9.11	10.59	11.70
		3.96	18	9.83	11.49	12.74
		4.40	20	10.54	12.39	13.78
SKYLIGHT TRIM (Use with "R" & "PBR" Roof Panel)	PART NUMBER	WEIGHT PER PIECE	STANDARD LENGTH	GALVALUME	SPECTRALITE 2000	SPECTRALITE 3000*
	STL-01R	3.40	10	9.31	10.84	11.99
		4.08	12	10.49	12.33	13.71
		4.76	14	11.68	13.83	15.43
		5.44	16	12.87	15.32	17.16
		6.12	18	14.06	16.81	18.88
		6.80	20	15.24	18.31	20.61
TRANSITION TRIM (Use with "M" & "PBM" Roof Panel)	PART NUMBER	WEIGHT PER PIECE	STANDARD LENGTH	GALVALUME	SPECTRALITE 2000	SPECTRALITE 3000*
	TT-01M	7.42	10-2	14.66	17.79	20.14
		14.72	20-2	26.60	32.81	37.47
TRANSITION TRIM (Use with "R" & "PBR" Roof Panel)	PART NUMBER	WEIGHT PER PIECE	STANDARD LENGTH	GALVALUME	SPECTRALITE 2000	SPECTRALITE 3000*
	TT-01R	7.42	10-2	14.66	17.79	20.14
		14.72	20-2	26.60	32.81	37.47
TRANSITION TRIM (Use with "R", "PBR", "M" & "PBM" Roof Panel)	PART NUMBER	WEIGHT PER PIECE	STANDARD LENGTH	GALVALUME	SPECTRALITE 2000	SPECTRALITE 3000*
	TT-02	7.32	10-2	16.34	19.48	21.83
		14.52	20-2	28.28	34.49	39.15

NOTE: Trim is 26 GA material unless otherwise noted.

\*Additional cost, minimum orders, and extra lead times may apply.

# METAL BUILDING COMMERCIAL TRIM



ITEM	DESCRIPTION			PRICE PER EACH		
	PART NUMBER	WEIGHT PER PIECE	STANDARD LENGTH	GALVALUME	SPECTRALITE 2000	SPECTRALITE 3000*
<b>WINDOW SILL TRIM</b> (Use with all types of wall panels)  GIRTH: 11 1/4"	WS-01	5.29	10-2	13.84	16.796	18.86
		10.49	20-2	24.98	30.77	35.11
<b>WAINSCOT TRANSITION TRIM</b> (Use with "R" & "PBR" Wainscot Wall Condition)  GIRTH: 8 3/8"	WT-01	4.88	10-2	12.64	14.81	16.44
		9.76	20-2	20.92	25.24	28.47
<b>WAINSCOT TRANSITION TRIM</b> (Use with "M" & "PBM" Wainscot Wall Condition)  GIRTH: 8 3/8"	WT-02	4.88	10-2	12.64	14.81	16.44
		9.76	20-2	20.92	25.24	28.47

NOTE: Trim is 26 GA material unless otherwise noted.

\*Additional cost, minimum orders, and extra lead times may apply.



# METAL BUILDING COMMERCIAL TRIM

**TRIM PRICING:**

1. Trim is 26 gauge material unless noted.
2. 24 gauge Galvalume trim is available at additional cost.
3. 24 gauge Spectralite 3000 trim is available in standard colors as shown on the Spectralite 3000 Color Chart at additional cost. All other 24 gauge trim in Spectralite 2000 and non standard 3000 colors are special order.
4. Pricing formula below is not applicable for curved trim or trim with special end treatments.
5. Prices do not include standard packaging.

**PACKAGING COST:**

1. Trim with girth greater than 15" .....20 pieces / carton
2. Trim with girth less than 15".....50 pieces / carton
3. Downspouts .....12 per carton
4. Standard Packaging: 500# test cardboard with protective interleaf, wood blocks and metal bands...\$35.00/carton
5. Paper wrap only (For customer pickup only)..... \$10.30/carton
6. Plywood crating.....\$178.50 /carton
7. Special packaging.....Please Inquire

**PRICE YOUR OWN SPECIAL TRIM: (See pricing formula below)**

1. Calculate the number of square feet of material (girth x length).
2. Multiply number of square feet by the appropriate square foot price (refer to chart below).
3. Add \$1.20 for each break and \$2.40 for each hem.
4. Multiply the sum of #2 plus #3 times the applicable Factor, shown below.
5. Specify the side with the color or finished coat.
6. Send sketch of the special flashing with order.

Gauge	Galvalume Plus	Spectralite 2000	Spectralite 3000*	Special Color
26	1.55	1.95	2.25	2.60
24	1.80	2.30	2.70	3.05

**PRICING FORMULA:**

$$[(\text{GIRTH}(\text{inches}) \text{ divided by } 12 \times \text{LENGTH}(\text{ft}))(\text{MATERIAL COST}) + ((1.10)(\#\text{BENDS})+(2.20)(\#\text{HEMS}))] \times (\text{FACTOR})$$

- Where: Factor = .766 for standard trim, standard lengths.  
 = .843 for standard trim, special lengths.  
 = 1.0 for special trim, standard lengths.  
 = 1.10 for special trim, special lengths.

\*Additional cost, minimum orders, and extra lead times may apply.



# AGRICULTURAL TRIM



ITEM	DESCRIPTION			PRICE PER EACH	
	PART NUMBER	WEIGHT PER PIECE	STANDARD LENGTH	GALVALUME	SPECTRALITE 2000
<p>GIRTH: 16 13/16"</p>	AT-01	11.06	10-2	20.28	24.65
		21.94	20-2	36.92	45.57
<p>GIRTH: 16 13/16"</p>	AT-02	11.06	10-2	17.75	22.12
		21.94	20-2	34.39	43.05
<p>GIRTH: 12 1/16"</p>	AT-03	7.93	10-2	16.35	19.48
		15.74	20-2	28.28	34.49

NOTE: Trim is 26 GA material unless otherwise noted.



18815 Aldine Westfield  
Houston, Texas 77073  
p. 281-951-2000  
f. 281-951-2005

[www.RigidGlobalComponents.com](http://www.RigidGlobalComponents.com)

Revised 1/11/13