

THE COMPLETE GOODRIDGE PARTS CATALOGUE
PERFORMANCE HOSE AND FITTINGS

Goodridge (UK) Ltd.

Exeter Airport,
 Business Park,
 Exeter, EX5 2UP, UK.
 t. +44 (0)1392 369090
 f. +44 (0)1392 441780

Silverstone

Unit 2215, Silverstone Circuit,
 Towcester, Northants,
 NN12 8TN, UK.
 t. +44 (0)1327 858799
 f. +44 (0)1327 858750

USA INC

Los Angeles,
 529 Van Ness Ave,
 Torrance, CA 90501, USA.
 t. +1 (310) 533 1924
 f. +1 (310) 618 0909

Mooresville

105 Oak Park Drive,
 Suite B, Mooresville,
 NC 28117, USA.
 t. +1 (704) 662 9095
 f. +1 (704) 662 9094

Indianapolis

4701, Rockville #E,
 Indianapolis,
 IN 46222, USA.
 t. +1 (317) 244 1000
 f. +1 (317) 244 1011

Mexico

Via Rapida Poniente,
 16755 Col. Niños Heroes Este,
 Tijuana, B.C. 22120, Mexico.
 t. +52 (664) 660 8825
 f. +52 (664) 660 8336

France Sarl

Za Les Pres d' Andy,
 77950 St Germain,
 Laxis, France.
 t. +33 (1) 64 38 44 44
 f. +33 (1) 60 68 96 74

Germany

Talstrasse 227,
 D-67434 Neustadt,
 Germany.
 t. +49 (0) 6321 484 47-0
 f. +49 (0) 6321 484 47-99

Netherlands

Voltaweg 6,
 2627 BB Delft,
 Netherlands.
 t. +31 (15) 256 5232
 f. +31 (15) 262 4717

Espana SL

Poligono Ind. La Pahilla,
 C/ Cañada de Perales 204,
 46370 - Chiva, Valencia, Espana.
 t. +34 (96) 252 4593
 f. +34 (96) 252 4608

Japan Ltd

26-4 Yoda 2-Chome,
 Setagaya-Ku,
 Tokyo 158, Japan.
 t. +81 (3) 5716 4795
 f. +81 (3) 5716 3731



info@goodridge.net www.goodridge.net



pushthelimits



Welcome

We have been supplying high performance products to the motor racing and automotive industry for more than 35 years and our latest catalogue represents the most comprehensive range of fluid transfer products for motorsport that we have ever offered.

From simple low pressure push fit type applications to the most complex lightweight high pressure systems, the solution is within these pages.

With eleven facility locations worldwide, and a global network of specialist distributors Goodridge products are always available to you.

Our advanced research development and design departments, together with our sophisticated new engineering facilities, enable a rapid response, and a complete range of design projects from the simple to the most sophisticated.

Goodridge - The Company

Goodridge – providing a service with hose, fittings and ancillary products that have a world-wide reputation for strength and reliability demanded by professionals. Products that deliver superior performance in critical applications where quality is essential.

Goodridge have been supplying high performance hose and fittings for over 35 years and were the first company in Europe to offer such a service. These products are now supplied worldwide for every conceivable type of motor sport, fast road car and motorcycle applications, original equipment manufacture, marine and mountain bike uses.

Goodridge are justly proud of the high quality of standards achieved throughout their product range and this is attributed totally to the quality control disciplines. Our modern manufacturing facilities allow the production of one off or quantity specials to customers' specifications in a variety of materials.

Our highly-qualified engineers work with original equipment manufacturers designing fluid transfer and hydraulic systems. They are also available to analyse problems, which may arise in the field, and to recommend solutions. Our technical representatives are trained to give all clients a total service supported

by many years of experience in motor sport applications. Similarly, our sales staff are highly experienced and able to offer advice over the telephone, providing a free and efficient consultative technical service for all installations and projects.

Whether the product is stock or to a custom design specification, our insistence on quality standards guarantees our customer a product of the highest possible quality.

Whether it is a high performance Goodridge product, or one of our many brand name items we ensure the highest standards are maintained, the standards expected of a progressive organisation determined to live up to its reputation for high quality.

Goodridge Worldwide

With eleven facility locations worldwide, and a global network of specialist distributors Goodridge products are always available to you.



**United Kingdom, United States,
Mexico, France, Germany, Netherlands,
Spain, Japan.**



Contents

Index	105, 108	Car brakeline Kits	4	Mountain Bike	8-10
		Motorcycle Brakeline Kits	4	Hydraulic Kits	
		Buildaline	5-7	Pads and Dealer Kits	
				Mountain Bike Cables	

Section:1 G-Line Hose and Fittings

G-Line XF	12	G-Line Hose Fully Convolved	13	G-Line Flexible Coupling Fittings for Wiggins	18
Hose 910	12	G-Line Swage/Crimp Fittings	14	811 Hose and Re-usable Fittings	19
Hose 811	12	Brazed Swage/Crimp Fittings	15	811 Flexible Coupling Fittings for Wiggins	20
Hose 910 FC (Fuel Cell)	13	Adjustable Swage/Crimp Fittings	16		

Section:2 Wiggins Flexible Couplings, Roll Over Valves, Tip Valve, Fuel Filters, Air Jacks, Oil Coolers

Wiggins Flexible Fluid Couplings	22	Tip Valve	24	Alloy Check (Flap) Valve	24
Custom Fuel Filter	23	Large Capacity Fuel Filter	24	Oil Coolers	25
Roll Over Valve	23	Fuel Filter	24	Air Jacks	26

Section:3 600 and 700 Series Smooth Bore Hose and Fittings

611 Lightweight Hose	30	Dash 2, 3 and 4 JIC/UNF Fittings	36/37	Harley Davidson Re-usable / Swaged Oil Line Fittings	45
Plug In Fittings	30	Metric Swage/Crimp Fittings	38	Fuel Injection Lines for Twin Cam Evolution Engines	45
600 Series Hose -02 To -04	31	BSP/ NPT Swage/Crimp Fittings	38	Engine Take offs	46
700 Series Aramid Fibre Hose	31	BSF Fittings	38	600 Series Hose	47
JIC/UNF Re-usable Fittings for 600 Hose	32	Swage/Crimp Banjos & Tee's	39	600 High Pressure Series (HP)	47
Metric Re-usable Fittings for 600 Hose	33	Special Line Locators	40	Re-usable Fittings for 600 Hose	48
BSP Re-usable Hose Fittings for 600 Hose	34	Banjo Bolts	41	Replacement Sockets and Olives for 600 Hose	48
Replacement Locknuts	34	Bleed Nipple Banjo Bolts & Nipples	42	Swage/Crimp Fittings	49
Re-usable Banjo Fittings	34	Bleed Nipples	42		
Replacement Olives and Sockets for 600 Hose	34	Special Application Block Adaptors	43		
Re-usable Banjo Hose Fittings	35	Harley - Special Application Parts	43/44		

Section:4 200 210, Series Braided Nitrile Hose and Fittings

200 Series Hose	52	336 Forged Fittings	54	202 Hose	57
210 Series Hose	52	Carburettor Hose Fittings	54	Hose Finisher	57
336 / 236 Metric Alloy Hose Fittings	53	1136 Swivel Single Nipple Max-flow Alloy Hose Fittings	55		
236 JIC Alloy Hose Fittings	53	1136 Electroplate Single Nipple JIC/UNF Alloy Hose Fittings	56		

Section:5 536 and TF-TU25 Push Fit Hose and Fittings

536 Hose	60	Silicone Vacuum Hose	60
TF-TU25 Hose	60	JIC/UNF Push Fit Hose Fittings for 536 Hose	61
3556 Hose	60	BSP Hose Fittings for TF-TU25/536 Hose	61

Contents

Section:6 Hardline

Hardline Stainless Steel 836 Tube & Fittings	64	Hardline Aluminium HL836 Tube and Re-usable Aluminium Fittings	65
Hardline Stainless Steel Fittings	64	Aluminium Hardline Fittings 04/06D	65/66

Section:7 Adaptors

AN's Adaptors	68	JIC Male To Metric Male	73/74	Carburettor & Fuel Adaptors	77
JIC To JIC Equal Thread	68/69	BSP Female To JIC Male	75	Metric & JIC/UNF Banjo Adaptors and Banjo Bolts	78
JIC To JIC Unequal Thread	70	BSP Male To Metric Male	75	NPT To Push Fit Hose End	78
JIC Male To Female	70	BSP Male Equal Thread	76	Special Adaptors	79
Special Adaptors (modified AN parts)	71	BSP Male Unequal Thread	76	3 And 4 Way Connectors	79
JIC To NPT Male To Male Adaptors	72	BSP To NPT Male	76	Brake Adaptors	80
NPT Adaptors	72/73	Metric Adaptors	77		

Section:8 Ancillary

Buna O-Ring	82	Flameguard	85	Facet - Bendix Fuel Pump/Bosch 044 Fuel Pump	88
Lockwire and Lockwire Twist Pliers	82	Aramid Flameguard	85	Fuel Shut off Taps	88
Clamps	82	Fireproof Sleeve	85	In-line Thermostats	88
Quick Disconnect	83	Textalu	85	Remote Filter Heads	89
Aircraft Quality Stainless Steel Hose End Clip	83	Polythene Spiral Binding	86	Sandwich Plates and Adaptor Bolts	89
Oetiker Clip and Oetiker Pliers	83	Overbraid	86	Copper Crush Washers	89
Hose Separators	83	Plastic Red Caps And Plugs	86	Alloy Crush WashersPart	89
Ty Raps and Saddles	84	Apex Universal Joints	86	Stat-O-Seals	90
PVC Heatshrink	84	Fuel Caps And Filler Necks	87	Bonded Seals (Dowty)	90
Raychem Heatshrink	84	Alloy Spanners	87		
Reinforced Plastic Tube	84	Fuel Pressure Gauge	87		

Section:9 Engineering and Tooling

Engineering Capabilities	92	Tooling for The Assembly of 600 Series Hose	95
Special Parts	93	Hose Assembly Machines	96
Draw Swage Machine & Accessories	94		

Section:10 Assembly Instructions and Technical Information

Assembly Instructions for 136,236 & 336 Series Fittings & 200 Series Hose	98	Technical Information	101/102	NPT. Pipe Threads	104
Assembly Instructions for Re-usable 600 Series (PTFE Smooth Bore) Hose & Fittings	98	Hose Assemblies -3	103	BSP Pipe Threads	104
Assembly Instructions for TF-TU25 & 536 Hose & Push Fit Fittings	99	Hose Assemblies -4 and Metric Assemblies	103		
Assembly Instructions for 811 Fittings & 811/910 Series Hose	99	JIC 37° (AN) Dash Size	104		
Assembly Instructions for Hardline Hose & Fittings	100				

The complete Goodridge catalogue forms an extensive guide to our product range and applications and whilst every care is taken to ensure that all information within this catalogue is correct at the time of going to print, we are unable to guarantee this as products may change after printing.

Goodridge furthermore reserves the right to change technical details of our products without prior notification and does not accept responsibility for installations and designs based on information contained within this catalogue.

If you require specific technical information and dimensions for design purposes, Goodridge offer a full technical service, and you should contact a local Goodridge Technical Centre in this instance.

Car and Motorcycle Brakeline Kits

GUARANTEED FOREVER

HIGH PERFORMANCE BRAKELINES

RACE PROVEN TECHNOLOGY



Goodridge Brakeline Kits

Goodridge stainless steel brake or clutch hose kits are available to suit all models of car, whatever the make. Kits feature the finest quality hose, consisting of a PTFE inner with a stainless steel outerbraid. This eliminates the spongy feel under arduous conditions, giving greater braking efficiency or clutch operation as well as providing superior resistance to abrasion and corrosion. These kits, therefore, not only provide the reliability and safety demanded but offer brilliant good looks that improve the appearance of any installation.

- *Eliminates spongy feel*
- *Improved braking efficiency*
- *Abrasion and corrosion resistant*

Colourflex Brakelines

For all makes and models of car and motorcycle

Construction: Produced in a stunning variety of translucent colours using a Hitrile Bonding during manufacture - it will stay flexible and will not discolour over time.

For a full listing of every make of Motorcycle and Car available -
Please contact your local Goodridge stockist for a full Application Guide



Buildaline



Mini Buildaline Program

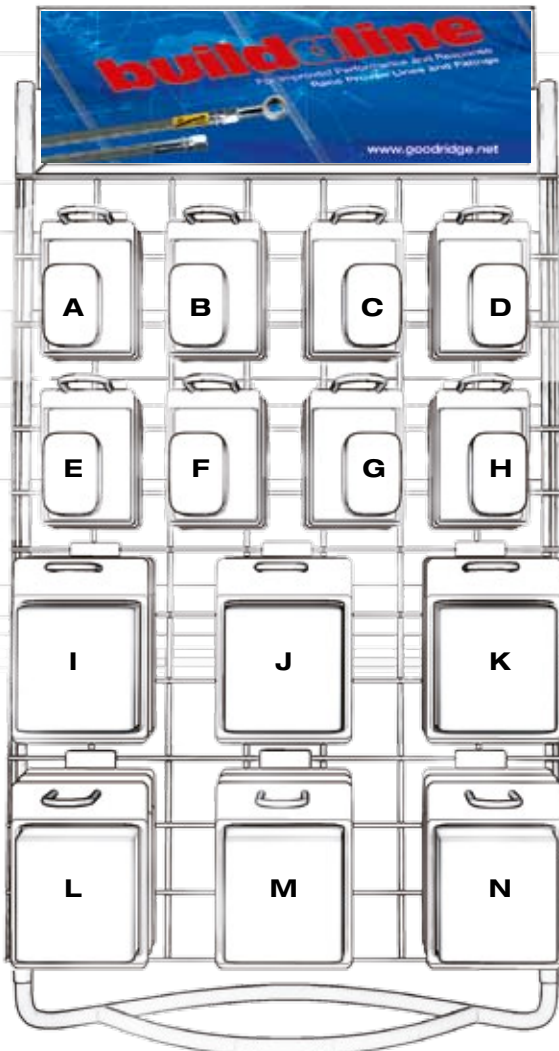
KIT CONTENTS

	PART NO.	QUANTITY
A	PLCC-05	X 4
B	B592-03C	X 4
C	B592-03C	X 2
	B594-03C	X 2
D	B593-03C	X 4
E	B593-03C	X 4
F	993-03-31SC	X 2
	992-03-31SC	X 2
G	992-03-32C	X 4
H	993-03-32C	X 4
I	600MM HOSE	X 4
J	625MM HOSE	X 4
K	650MM HOSE	X 4
L	675MM HOSE	X 4
M	700MM HOSE	X 4
N	725MM HOSE	X 4

TO ORDER PACKAGED OR UNPACKAGED PARTS PLEASE USE THE TABLE BELOW

PACKAGED PART NO.	UNPACKAGED PART NO.	DESCRIPTION
SBK592-03C	B592-03C	STRAIGHT BANJO ADAPTOR
SBK593-03C	B593-03C	20° BANJO ADAPTOR
SBK594-03C	B594-03C	45° BANJO ADAPTOR
SBK597-03C	B597-03C	20° SIDE BANJO ADAPTOR
SBK570-03C	B570-03C	70° BANJO ADAPTOR
SBK599-03C	B599-03C	90° BANJO ADAPTOR
SBK599S-03C	B599S-03C	90° SIDE BANJO ADAPTOR
SBK44516	44516	10MM COPPER WASHER
SBK992-03-31/32	992-03-31/32	SINGLE BANJO BOLTS
SBK993-03-31/32	993-03-31/32	DOUBLE BANJO BOLTS
SBKPLCC-05	PLCC-05	P-CLIPS
SBK993-31BNSC	993-31BNSC	BLEED NIPPLE BANJO BOLTS
SBK993-32BNC	993-32BNC	BLEED NIPPLE BANJO BOLTS

SBK - PACKAGED B - UNPACKAGED



Bolt Requirements

You will need to order bolt packs with each kit. A pack with 1 Double bolt comes with 3 washers. A pack of single bolts (2 off) come with 4 washers. Pick your bolt kit with caution as threads on bikes do differ from one bike to the next.

THREAD AND PART NUMBER GUIDE

BOLT PART NUMBERS		
BOLT	PART NUMBER	THREAD
UNF SINGLE	SBK775-03C	(3/8 X 24)
UNF SINGLE	SBK775-44C	(7/16 X 24)
UNF DOUBLE	SBK773-03C	(3/8 X 24)
METRIC SINGLE	SBK992-03-32C	(10 X 1.25MM)
METRIC SINGLE (BREMBO)	SBK992-03-31SC	(10 X 1.00MM)
METRIC SINGLE	SBK992-03-M12C	(12 X 1.5MM)
METRIC DOUBLE	SBK993-03-32C	(10 X 1.25MM)
METRIC DOUBLE	SBK993-03-31C	(10 X 1.00MM)
METRIC DOUBLE (BREMBO)	SBK993-03-31SC	(10 X 1.00MM)

Buildaline

GUARANTEED FOREVER

Hoses

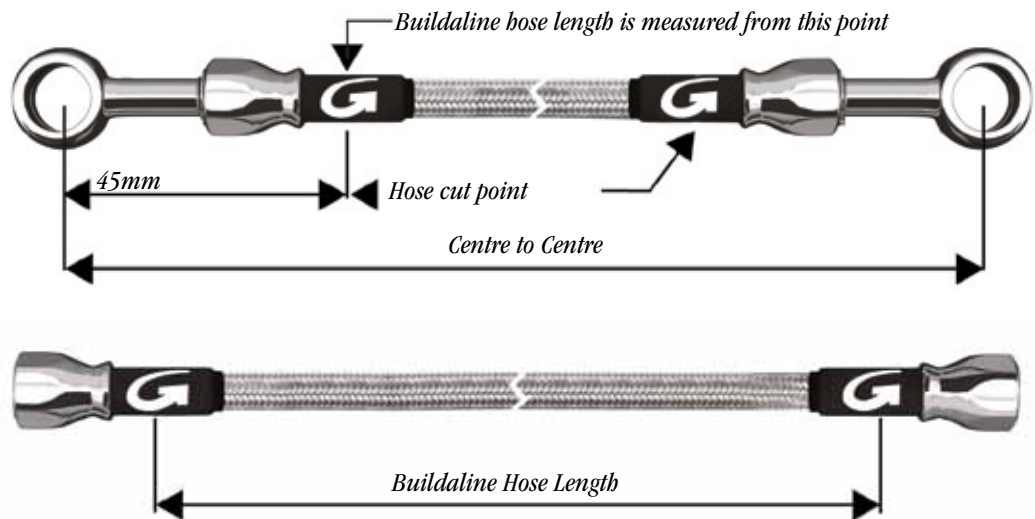
Buildaline hoses are manufactured from 225mm through to 1500mm with 25mm increments.

How Do I Measure My Hose?

Measure from the centre to centre of the banjo (or banjo bolt). Then take 90mm off your measurement. This will give you your Buildaline hose length. Once you have established the correct hose length, select the nearest hose from your stock (Take into account suspension travel on the front forks so choose the next hose length up if necessary to ensure that you do not end up with a hose that is too tight).

AVAILABLE HOSE LENGTHS

PART NO	HOSE LENGTH	PART NO	HOSE LENGTH
SB30225CL	225MM HOSE	SB30875CL	875MM HOSE
SB30250CL	250MM HOSE	SB30900CL	900MM HOSE
SB30275CL	275MM HOSE	SB30925CL	925MM HOSE
SB30300CL	300MM HOSE	SB30950CL	950MM HOSE
SB30325CL	325MM HOSE	SB30975CL	975MM HOSE
SB30350CL	350MM HOSE	SB31000CL	1000MM HOSE
SB30375CL	375MM HOSE	SB31025CL	1025MM HOSE
SB30400CL	400MM HOSE	SB31050CL	1050MM HOSE
SB30425CL	425MM HOSE	SB31075CL	1075MM HOSE
SB30450CL	450MM HOSE	SB31100CL	1100MM HOSE
SB30475CL	475MM HOSE	SB31125CL	1125MM HOSE
SB30500CL	500MM HOSE	SB31150CL	1150MM HOSE
SB30525CL	525MM HOSE	SB31175CL	1175MM HOSE
SB30550CL	550MM HOSE	SB31200CL	1200MM HOSE
SB30575CL	575MM HOSE	SB31225CL	1225MM HOSE
SB30600CL	600MM HOSE	SB31250CL	1250MM HOSE
SB30625CL	625MM HOSE	SB31275CL	1275MM HOSE
SB30650CL	650MM HOSE	SB31300CL	1300MM HOSE
SB30675CL	675MM HOSE	SB31325CL	1325MM HOSE
SB30700CL	700MM HOSE	SB31350CL	1350MM HOSE
SB30725CL	725MM HOSE	SB31375CL	1375MM HOSE
SB30750CL	750MM HOSE	SB31400CL	1400MM HOSE
SB30775CL	775MM HOSE	SB31425CL	1425MM HOSE
SB30800CL	800MM HOSE	SB31450CL	1450MM HOSE
SB30825CL	825MM HOSE	SB31475CL	1475MM HOSE
SB30850CL	850MM HOSE	SB31500CL	1500MM HOSE



Buildaline Hose Length + 90mm = centre to centre length

Race Proven Lines and Fittings For Improved Performance and Response

Buildaline

Installation

- 1 Fit in place the banjo adaptors with the bolts and the correct amount of washers. Our recommended torque setting for this is 14 – 24 ft/lbs. This torque setting is advisory for the fittings, NOT for your Master cylinder or calipers. Care must be taken so you do not damage either your Master cylinder or calipers. Please also ensure that you have chosen the correct threaded bolt for your application.
- 2 Locate the correct length hose. Route the hose safely, ensuring that it cannot be damaged by daily use of your bike, when the steering is at full lock. Use tube clamps if necessary (SBKPLCC-05) to help with the routing.
- 3 Screw the hose onto the banjo adaptors, making sure that it is fully tightened.
Tip – As a rough guide, finger tight then a ¼ turn will give you 14 ft/lbs.
- 4 P-Clips (SBKPLCC-05) are available to ensure that your hoses are routed correctly.
- 5 Bleed your brakes correctly and carefully following any special bleeding sequence as recommended in your bike manual. Use the manufactures recommended brake fluid. Goodridge recommend a high quality DOT 4 fluid
- 6 **TEST FOR ANY LEAKS**
- 7 After using your bike for the first time, we would recommend that you give your brakes and fittings a final inspection to check for any small leaks. If any leaks are present, tighten your fittings and repeat from step 5 once more.

Your brakelines have a lifetime warranty against manufacturing defects. In case of any problems please contact your local dealer or contact Goodridge

Motorcycle Thread Guide

Aprilia, Bimota, BMW, Cagiva, Ducati, Moto Guzzi

All years use 10 x 1.00mm. Calipers are generally Brembo, so a special bolt is produced measuring 18mm U/Hex for Single bolts and 28mm U/Hex for Double bolts.

Part numbers

Single:	992-03-31S_	10 x 1.00mm
Double:	993-03-31S_	10 x 1.00mm

Harley Davidson

Up to 2004 Single front disc Harleys always use a 3/8 x 24 bolts for the caliper and a 7/16 x 24 for the Master Cylinder. All Harleys with a dual disc front use 3/8 x 24 throughout the bike. From 2004 Harley use a combination of 10 x 1mm and 12 x 1.5mm

Part Numbers:

Single:	775-03_	3x8 x 24
Single:	775-44_	7/16 x 24
Double:	773-03_	3/8 x 24
Single:	992-03-32_	10 x 1.25mm

Honda

All years use 10 x 1.25mm Bolts

Part Numbers:

Single:	992-03-32_	10 x 1.25mm
Double:	993-03-32_	10 x 1.25mm

Beware – The CB500 uses Brembo Calipers and so will use a 10 x 1mm bolt !

Kawasaki

All years use 10 x 1.25mm Bolts

Part numbers:

Single:	992-03-32_	10 x 1.25mm
Double:	993-03-32_	10 x 1.25mm

Suzuki

All Suzukis pre 1994 used 10 x 1mm bolts throughout. From 1994 Suzuki used 10 x 1.25mm bolts on the front calipers only and 10 x 1mm on the rest of the bike. From 2002, all bolts are now 10 x 1.25mm

WARNING – There are exceptions !

Triumph

Very early Triumphs (Pre-1980) used 3/8 x 24 threaded bolts. All modern Triumphs now use 10 x 1.25mm bolts.

Part numbers:

Single:	775-03_	3x8 x 24
Double:	773-03_	7/16 x 24
Single:	992-03-32_	10 x 1.25mm
Double:	993-03-32_	10 x 1.25mm

Yamaha

All years use 10 x 1.25mm Bolts

Part Numbers:

Single:	992-03-32_	10 x 1.25mm
Double:	993-03-32_	10 x 1.25mm

Mountain Bike Brakeline Kits

HIGH PERFORMANCE BRAKELINES

RACE PROVEN TECHNOLOGY



Goodridge Hydraulic MTB Brakeline Kits

At Goodridge, our continuous product development and innovation never stops, and the mountain bike brake line is more evidence of this.

The unique Goodridge fitting design allows you to self assemble and fit the brakelines to suit your bike. The patented tailform design requires no olive and is fully Re-usable.

Goodridge PTFE brakeline hose, developed from motor racing, is extremely flexible and tough. With zero expansion, even under heavy braking, 100% of the pressure at the lever is transformed into stopping power at the caliper.

The hose is available in a range of translucent coloured coverings, providing protection to the frame, and fantastic style. Fittings are available in stainless steel, or black coloured stainless steel.

- *Eliminates spongy feel*
- *Improved braking efficiency*
- *Abrasion and corrosion resistant*

Please contact your local Goodridge stockist for a full Application Guide

MTB BRAKELINE APPLICATION CHART

APPLICATION	YEAR	KIT NUMBER
Avid Juicy 5 / 7	2005-08	MTB110
Avid Juicy 5/ 7	pre-2005	MTB109
Avid Code	2007	MTB104
Avid Code	2008	MTB104
Clarks Clim 8	ALL	MTB108
Formula B4	ALL	MTB101
Formula Oro	ALL	MTB101
Formula The One	ALL	MTB101
Giant MPH3	ALL	MTB101
Grimeca System 8	ALL	MTB101
Hayes HFX Mag G1 Caliper	pre-2003	MTB105
Hayes HFX Mag G2 Caliper	2003 on	MTB106
Hayes G2 + HFX Nine	ALL	MTB103
Hayes El Camino	ALL	MTB108
Hayes Sole	ALL	MTB104
Hayes Stroker	ALL	MTB108
Hope C2, Pro and Enduro	ALL	MTB101
Hope Mono Mini	ALL	MTB102
Hope M4		MTB102
Hope 6ti		MTB102
Hope Moto		MTB102
Magura Louise, Clara, Marta, Julie	ALL	MTB103
Magura, Gustav M		MTB108
Magura HS33 rim brake		MTB104
Shimano XT/XTR 575, 576, 556,	ALL	MTB107
Shimano 755, 555, 965,	ALL	MTB107
Shimano Saint M800	ALL	MTB107
Shimano XT-M775, XTR-M975	ALL	MTB104
Shimano Deore 525, 585,	ALL	MTB104
Shimano XTR 2008	2008	MTB104
Shimano HTX 2008	2008	MTB104
SRAM 9.0		MTB101



Goodridge dealer kits feature a selection of hose and fittings and are available in three sizes to suit every retailer. The kits come with a high quality display rack, which can carry a selection of pre-packaged brakeline kits, brake pads, or a mixture of both.

OPTIONS

A	8 Kits
B	12 Kits



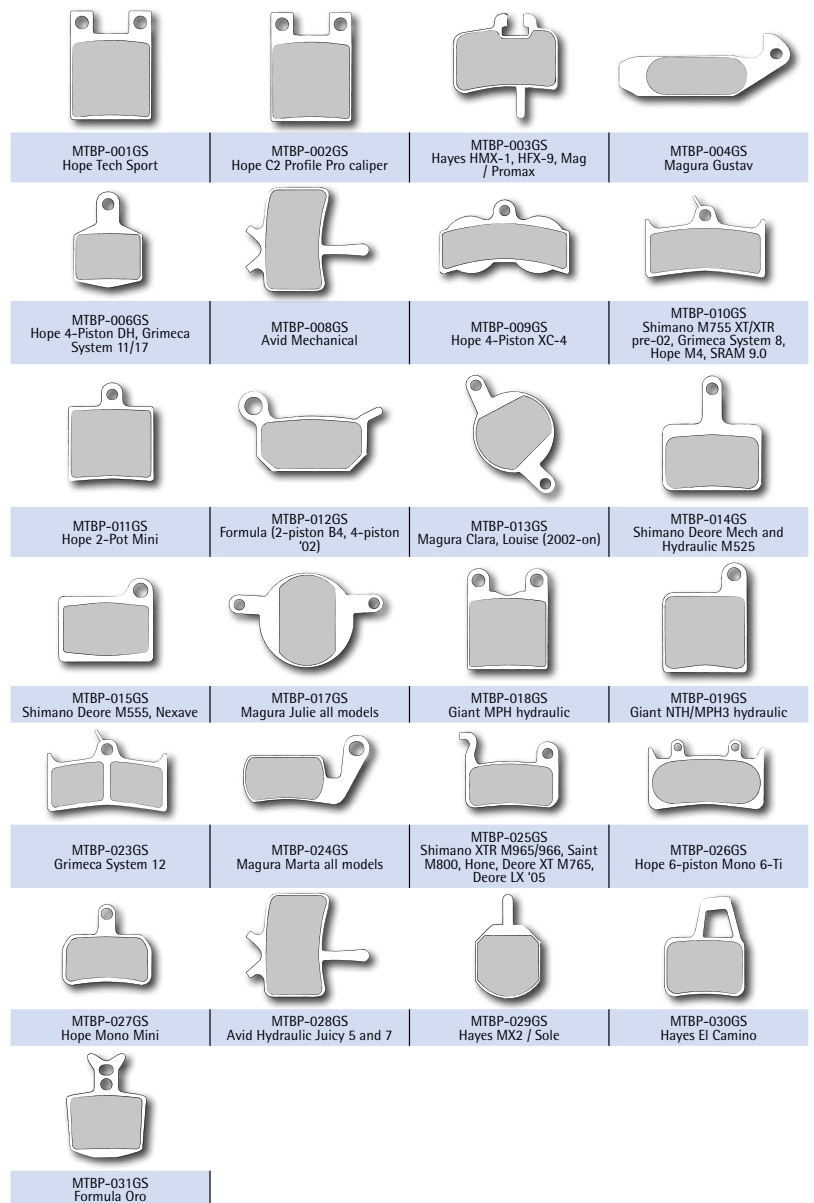
MTB Brake Pads

Goodridge high performance pads are available for a wide range of models in two compound types. Organic ceramic for general use, and high friction Sintered for improved response and durability.

High performance Organic Ceramic disc brake pads - G-Plus (GP)

High performance Sintered disc brake pads - G-Star (GS)

PART NO.	MAKE	DESCRIPTION
MTBP-008GS	AVID	Avid Mechanical
MTBP-028GS		Avid Hydraulic Juicy 5 and 7
MTBP-012GS	FORMULA	Formula (2-piston B4, 4-piston '02)
MTBP-031GS		Formula Oro
MTBP-018GS	GIANT	Giant MPH hydraulic
MTBP-019GS		Giant NTH/MPH3 hydraulic
MTBP-010GS	GRIMECA	Grimeca System 8
MTBP-006GS		Grimeca System 11/17
MTBP-023GS		Grimeca System 12
MTBP-003GS	HAYES	Hayes HMX-1, HFX-9, Mag / Promax
MTBP-029GS		Hayes MX2 / Sole
MTBP-030GS		Hayes El Camino
MTBP-001GS	HOPE	Hope Tech Sport
MTBP-002GS		Hope C2 Profile Pro caliper
MTBP-006GS		Hope 4-Piston DH
MTBP-009GS		Hope 4-Piston XC-4
MTBP-010GS		Hope M4
MTBP-011GS		Hope 2-Pot Mini
MTBP-026GS		Hope 6-piston Mono 6-Ti
MTBP-027GS		Hope Mono Mini
MTBP-004GS	MAGURA	Magura Gustav
MTBP-013GS		Magura Clara, Louise (2002-on)
MTBP-017GS		Magura Julie all models
MTBP-024GS		Magura Marta all models
MTBP-010GS	SHIMANO	Shimano M755 XT/XTR pre-02
MTBP-014GS		Shimano Deore Mech and Hydraulic M525
MTBP-015GS		Shimano Deore M555, Nexave
MTBP-025GS		Shimano XTR M965/966, Saint M800, Hone, Deore XT M765, Deore LX '05
MTBP-010GGS	SRAM	SRAM 9.0



MTB Hydraulic Brake Dealer Kits

Mini: MTBDK-01MC / Small: MTBDK-01SC / Large: MTBDK-01LC

Quantity

PART NO.	DESCRIPTION	MINI	SML	LRG
600-02CLG /CB	Clear coated hose	10m	20m	40m
RC600-02	MTB Collar	16	30	60
MTB442-02-M6C	M6 x 1 male fixed (Magura, Hope, Hayes)	5	8	15
MTB442-02-M8C	M8 x 0.75 male fixed (Shimano Deore 525)	-	5	10
MTB442-02-M8CSW	M8 x 0.75 male swivel (Shimano Deore 525)	5	5	10
MTB5091-02-M6C	M6 Banjo fitting (Hope, Hayes, Grimeca, Shimano XT-755)	5	8	15
MTB992-02-M6C	M6 x1 banjo bolt (Hope, Hayes, Grimeca, Shimano XT-755)	5	8	15
MTB6001-02-M8C	M8 x 0.75 adapter Hayes lever female fitting	5	5	10
MTB306-M6-M8C	M6 male to M8 female adapter (Magura, Hayes)	5	10	15
44512	M6 copper washer	5	10	15
GTAG-2CB	Goodridge Yellow Tag	10	16	30

GM100MTB
- Assembly Mandrel



To suit M8 male

To suit banjo



The ideal solution for retail outlets, containing a selection of MTB fittings to cover every application, supplied complete with a roll of high performance braided hose.

Mountain Bike Cables



Goodridge PTFE Shifter and Brake Cables

Goodridge have developed an exclusive range of cables, for shifter and brake applications, with kits to suit all makes and models.

The revolutionary design features a PTFE Stainless outer housing, with PTFE coated inner cables. Simple to fit - slick, precise shifting and braking is just moments away, and the cables are available in 3 colours to match your Goodridge brake hoses.

Stainless Braided Housing - PTFE stainless Cable

PART NUMBER	DESCRIPTION
GEAR	
MTBK-GCHK	Gear cable housing and cable kit - Carbon
MTBK-GCHK-CL	Gear cable housing and cable kit - Clear
MTBK-GCHK-WT	Gear cable housing and cable kit - White
MTBK-GCPK	Gear cable finishing kit (ferrules, O-rings and end caps)
MTBK-GC	Gear cable inners 2 x stainless PTFE cables packed (2m+1.5m)
MTB-GC-100	Gear cable inners, bulk stainless PTFE cables (box 100 x 2m)
MTB-GCH-30	Gear cable housing, bulk pack (30m) - Carbon
MTB-GCH-30-CL	Gear cable housing, bulk Pack (30m) - Clear
MTB-GCH-30-WT	Gear cable housing, bulk Pack (30m) - White
MTB-GCOR-100	Gear cable O-ring - 100 per Bottle
MTB-GCEC-100	Gear cable end cap - 100 per Bottle
MTB-GCLF-100	Gear cable lined ferrule - 100 per Bottle
MTB-GCTF-100	Gear cable tip ferrule - 100 per Bottle
BRAKE	
MTBK-BCHK	Brake cable housing and cable kit - Carbon
MTBK-BCHK-CL	Brake cable housing and cable kit - Clear
MTBK-BCHK-WT	Brake cable housing and cable kit - White
MTBK-BCPK	Brake cable kit finishing kit (ferrules, O-rings and end caps)
MTBK-BC	Brake cable inners 2 x stainless PTFE cables packed (1.7m + 1m)
MTB-BC-100	Brake cable inners, bulk stainless PTFE cables (box 100 x 1.7m)
MTB-BCH-30	Brake cable housing, bulk pack (30m) - black carbon
MTB-BCH-30-CL	Brake cable housing, bulk pack (30m) - clear
MTB-BCH-30-WT	Brake cable housing, bulk pack (30m) - white
MTB-BCOR-100	Brake cable O-ring - 100 per Bottle
MTB-BCEC-100	Brake cable end cap - 100 per Bottle
MTB-BCLF-100	Brake cable lined ferrule - 100 per Bottle
MTB-BCTF-100	Brake cable tip ferrule - 100 per Bottle



G-Line Hose and Fittings

Section:01

G-Line XF



At the cutting edge of motorsport, a fraction of a second is the difference between winning and just taking part. You need the best. At Goodridge we have combined our 40 years of motorsport experience with a continuous research and development programme, to bring you the ultimate PTFE hose... one product that incorporates all the advantages of both convoluted and smooth bore designs.

Advantages

G-Line XF has outstanding resistance to pressure, much higher than that of conventional convoluted PTFE lined hose. In addition to this G-Line XF hose flow rates are always significantly higher than convoluted PTFE hose and may allow you to reduce the bore size with the subsequent weight and cost savings. All sizes of G-Line XF are usable at full vacuum up to 130°C. Above this, the vacuum resistance should be reduced 1% for every degree above 130°C. Stainless Steel braided hose is used in applications involving higher temperatures. High tensile grade 304 stainless steel wire is used, to give maximum pressure resistance and external protection to the hose.

Hose 910

Application :

Fuel, Oil, Water, Methanol, Air

Temperature range :

-45°C to + 170°C

-49°F to + 338°F

Material : Anti-Static

PTFE smoothbore, Aramid fibre Braid

910 is the number one choice of leading motorsport teams, and our flagship lightweight hose.

910 combines a woven super-light Aramid braid, with a PTFE inner bore- smooth inside for increased flow and convoluted outside for amazing flexibility. Compatible with fully crimped fittings or the revolutionary 811 series

Re-usable fittings (see page 19)

PART NO	BORE SIZE		BRAID OD		WORKING PRES		BURST PRES		WEIGHT		MIN BEND RAD	
	MM	IN	MM	IN	BAR	PSI	BAR	PSI	KG/M	LB/FT	MM	IN
910-04	6.85	.270	10.3	.406	90	1320	360	5290	0.055	.0367	23.5	.925
910-06	9.53	.375	13.0	.572	80	1180	320	4700	0.088	.0591	20	.787
910-08	12.70	.500	16.5	.650	70	1030	280	4120	0.141	.0947	38	1.426
910-10	15.88	.625	20.8	.819	65	955	260	3820	0.201	.1351	45	1.772
910-12	19.05	.750	24.4	.961	60	880	240	3530	0.292	.1962	50	1.969
910-16	25.40	1.000	32.3	1.272	50	740	200	2940	0.416	.3199	70	2.756
910-20	32.00	1.260	38.4	1.512	45	666	180	2645	0.850	.6536	100	3.937



Hose 811

Application :

Fuel, Oil, Water, Methanol, Air

Temperature range :

-70°C to 260°C

-94°F to 500°F

Material : Anti-Static

PTFE smoothbore, Stainless steel braid

811 hose has all the flexibility and flow rate advantages of 910 hose with a stainless steel braid for additional protection.

Compatible with fully crimped fittings or the revolutionary 811 series

Re-usable fittings (see page 19)

PART NO	BORE SIZE		BRAID OD		WORKING PRES		BURST PRES		WEIGHT		MIN BEND RAD	
	MM	IN	MM	IN	BAR	PSI	BAR	PSI	KG/M	LB/FT	MM	IN
811-04	6.85	.270	9.6	.378	90	1320	360	5290	0.09	.0414	19	.750
811-06	9.53	.375	13.0	.512	80	1180	320	4700	0.14	.0941	20	.787
811-08	12.70	.500	16.5	.650	70	1030	280	4120	0.29	.1949	38	1.496
811-10	15.88	.625	20.8	.819	65	955	260	3820	0.35	.2352	45	1.772
811-12	19.05	.750	24.4	.961	60	880	240	3530	0.40	.2688	50	1.969
811-16	25.40	1.000	32.3	1.272	50	740	200	2940	0.63	.4233	70	2.756



Material Key

B: Brass, C: Stainless Steel, CH: Chrome Plated, D: Aluminium,
EN: Electroless Nickel, P: Zinc Plated Carbon Steel, T: Titanium

Hose 910 FC (Fuel Cell)

Application :

Fuel tank systems

Temperature range :

-45°C to 50°C

-49°F to 122°F

Material :

PTFE smoothbore tube

2 x Options:

- Clear PTFE
- Black PTFE (Anti-Static)

This product is perfect for the inside of fuel cells, for lift pump applications. 910-06FC and 910-08FC uses just the centre PTFE tube of G-Line hose, removing the outer braid to reduce weight and ensure cleanliness in the

tank. Compatible with all fuels including methanol, it can be cut to specific lengths for use with the standard G-Line fittings.



PART NO	BORE SIZE		WORKING PRES		BURST PRES		WEIGHT		MIN BEND RADIUS	
	MM	IN	BAR	PSI	BAR	PSI	KG/M	LB/FT	MM	IN
910-06FC	9.53	.375	5	74	20	295	.06	.0403	60.0	2.362
910-08FC	12.70	.500	5	74	20	295	.15	.1008	60.0	2.362

G-Line Hose Fully Convoluted

The ultimate range of ultra flexible and light weight hose and fittings. Developed exclusively by Goodridge - the world's leading supplier of light weight PTFE hose. Our G-Line product

ranges are the first choice of leading F1, IRL, NASCAR teams and of W.R.C. competitors. 710 G-Line combines lightness with superb strength and flexibility.

The wide fitting range is designed to meet all possible applications and requirements.

G-Line Hose Fully Convoluted - Hose 710

Application :

Fuel, Oil, Water, Methanol, Air

Temperature range :

-45°C to + 170°C

-49°F to + 338°F

Material : Anti-Static

Convoluted PTFE bore,
Aramid fibre Braid

This exclusive Goodridge development has changed the perception of traditional fluid transfer hoses, worldwide. Constructed of a convoluted PTFE inner tube with a carbon impregnated static dissipation liner (impervious to virtually all chemicals) and covered with the industry's only source of black Aramid Fibre.

This combination offers a fluid transfer hose with strength and pressure ratings superior to most stainless steel braided hoses. Our exclusive 710 Series Hose is over 60% lighter than stainless braided nitrile hose. Its convoluted form gives it collapse resistant flexibility that offers a 70% tighter bend radius saving time, material and

weight. The Aramid Fibre outer braid is literally a bullet-proof material, offering superior strength and fire resistance.



PART NO	BORE SIZE		PTFE WALL THICKNESS		OUTER DIAMETER		WORKING PRES		BURST PRES		WEIGHT		MIN BEND RADIUS	
	MM	IN	MM	IN	MM	IN	BAR	PSI	BAR	PSI	KG/M	LB/FT	MM	IN
710-04	7.1	0.280	0.58	0.023	11.3	0.445	70	1025	330	4850	0.075	0.05	20	0.787
710-06	9.5	0.375	0.68	0.027	14.4	0.567	64	940	256	3760	0.089	0.06	25	0.985
710-08	13.3	0.525	0.68	0.027	19.2	0.756	58	850	235	3450	0.134	0.09	25	0.985
710-10	16.0	0.630	0.76	0.030	21.5	0.846	50	735	200	2930	0.164	0.11	32	1.260
710-12	19.5	0.768	0.80	0.031	25.6	1.008	35	510	170	2495	0.193	0.13	40	1.575
710-16	25.4	1.000	0.94	0.037	33.9	1.335	33	485	133	1950	0.237	0.16	50	1.968
710-20	31.8	1.250	0.96	0.038	36.5	1.457	25	367	75	1102	0.461	0.31	70	2.756

Material Key

B: Brass, C:Stainless Steel, CH:Chrome Plated, D:Aluminium, EN:Electroless Nickel, P:Zinc Plated Carbon Steel, T:Titanium

Fully Machined G-Line Swage/Crimp Fittings for: G-Line & G-Line XF 910, 710, 811


Fitting Type :
Swage / Crimp
Application :
Fuel, Oil, Water, Methanol, Air
To Suit Hose :
910, 710, 811
Material : D


Please Note:
Collars need to be ordered separately
for all swage / crimp fittings.
(See Page: 16)


The only choice of fitting when the goal is to achieve the World's lightest fluid transfer system offering the utmost in racing environment performance, reliability and weight saving.


These fully machined, one-piece fittings are designed for permanent attachment to all our G-Line hose ranges.


Our qualified Hose Technicians will individually build your assembly to your exacting specifications. You can build your own lines at your facility with the aid of our G-Line Hydraulic Swage/crimp Machines (see section 9).


4001	STRAIGHT FEMALE CONCAVE		
	PART NO.	MATERIAL	THREAD
	4001-04	D	7/16 X 20
	4001-06-M14	D	M14 X 1.50
	4001-06	D	9/16 X 18
	4001-08	D	3/4 X 16
	4001-10-M22	D	M22 X 1.50
	4001-10	D	7/8 X 14
	4001-12	D	1 1/16 X 12
	4001-16	D	1 5/16 X 12
	4001-20	D	1 5/8 X 12


4045	45° FORGED SWEPT FEMALE CONCAVE SEAT		
	PART NO.	MATERIAL	JIC/UNF THREAD
	4045-04	D	7/16 X 20
	4045-06	D	9/16 X 18
	4045-08	D	3/4 X 16
	4045-10	D	7/8 X 14
	4045-12	D	1 1/16 X 12


4046	45° SWEPT TUBE FEMALE CONCAVE SEAT		
	PART NO.	MATERIAL	THREAD
	4046-04	D	7/16 X 20
	4046-06-M14	D	M14 X 1.50
	4046-06	D	9/16 X 18
	4046-08	D	3/4 X 16
	4046-10	D	7/8 X 14
	4046-10-M22	D	M22 X 1.50
	4046-12	D	1 1/16 X 12
	4046-16	D	1 5/16 X 12


4090	90° FORGED FEMALE CONCAVE SEAT		
	PART NO.	MATERIAL	JIC/UNF THREAD
	4090-04	D	7/16 X 20
	4090-06	D	9/16 X 18
	4090-08	D	3/4 X 16
	4090-10	D	7/8 X 14
	4090-12	D	1 1/16 X 12

4091	90° SWEPT TUBE FEMALE CONCAVE SEAT		
	PART NO.	MATERIAL	THREAD
	4091-04	D	7/16 X 20
	4091-06-M14	D	M14 X 1.50
	4091-06	D	9/16 X 18
	4091-08	D	3/4 X 16
	4091-10-M22	D	M22 X 1.50
	4091-10	D	7/8 X 14
	4091-12	D	1 1/16 X 12
	4091-16	D	1 5/16 X 12

4120	120° SWEPT TUBE FEMALE CONCAVE SEAT		
	PART NO.	MATERIAL	JIC/UNF THREAD
	4120-04	D	7/16 X 20
	4120-06	D	9/16 X 18
	4120-08	D	3/4 X 16
	4120-10	D	7/8 X 14
	4120-12	D	1 1/16 X 12

4150	150° SWEPT TUBE FEMALE CONCAVE SEAT		
	PART NO.	MATERIAL	JIC/UNF THREAD
	4150-04	D	7/16 X 20
	4150-06	D	9/16 X 18
	4150-08	D	3/4 X 16
	4150-10	D	7/8 X 14
	4150-12	D	1 1/16 X 12

4180	180° SWEPT TUBE FEMALE CONCAVE SEAT		
	PART NO.	MATERIAL	JIC/UNF THREAD
	4180-04	D	7/16 X 20
	4180-06	D	9/16 X 18
	4180-08	D	3/4 X 16
	4180-10	D	7/8 X 14
	4180-12	D	1 1/16 X 12

4441	STRAIGHT MALE CONVEX SEAT		
	PART NO.	MATERIAL	JIC/UNF THREAD
	4441-04	D	7/16 X 20
	4441-06	D	9/16 X 18
	4441-08	D	3/4 X 16

Material Key

B: Brass, C: Stainless Steel, CH: Chrome Plated, D: Aluminium, EN: Electroless Nickel, P: Zinc Plated Carbon Steel, T: Titanium

Brazed Swage/Crimp Fittings for: G-Line And G-Line XF, 910, 710, 811

Fitting Type :
Swage / Crimp
Application :
Fuel, Oil, Water, Methanol, Air
To Suit Hose :
910, 710, 811
Material : D

Please Note:
Collars need to be ordered separately
for all swage / crimp fittings.
(See Page: 16)

Where the requirement is for a lower cost fitting to a standard bend radius the G-Line brazed range is the product of choice. Manufactured and brazed in house to the highest standards, the Goodridge care and quality requirements are evident.

4031DBZ 30° SWEPT TUBE FEMALE CONCAVE SEAT



PART NO.	MATERIAL	JIC/UNF THREAD
4031-06DBZ	D	9/16 X 18
4031-08DBZ	D	3/4 X 16
4031-10DBZ	D	7/8 X 14
4031-12DBZ	D	1 1/16 X 12

4046DBZ 45° SWEPT TUBE FEMALE CONCAVE SEAT



PART NO.	MATERIAL	JIC/UNF THREAD
4046-04DBZ	D	7/16 X 20
4046-06DBZ	D	9/16 X 18
4046-08DBZ	D	3/4 X 16
4046-10DBZ	D	7/8 X 14
4046-12DBZ	D	1 1/16 X 12
4046-16DBZ	D	1 5/16 X 12
4046-20DBZ	D	1 5/8 X 12

4061-DBZ 60° SWEPT TUBE FEMALE CONCAVE SEAT



PART NO.	MATERIAL	JIC/UNF THREAD
4061-06DBZ	D	9/16 X 18
4061-08DBZ	D	3/4 X 16
4061-10DBZ	D	7/8 X 14
4061-12DBZ	D	1 1/16 X 12

4091-DBZ 90° SWEPT TUBE FEMALE CONCAVE SEAT



PART NO.	MATERIAL	JIC/UNF THREAD
4091-04DBZ	D	7/16 X 20
4091-06DBZ	D	9/16 X 18
4091-08DBZ	D	3/4 X 16
4091-10DBZ	D	7/8 X 14
4091-12DBZ	D	1 1/16 X 12
4091-16DBZ	D	1 5/16 X 12
4091-20DBZ	D	1 5/8 X 12

4120DBZ 120° SWEPT TUBE FEMALE CONCAVE SEAT



PART NO.	MATERIAL	JIC/UNF THREAD
4120-04DBZ	D	7/16 X 20
4120-06DBZ	D	9/16 X 18
4120-08DBZ	D	3/4 X 16
4120-10DBZ	D	7/8 X 14
4120-12DBZ	D	1 1/16 X 12

4150DBZ 150° SWEPT TUBE FEMALE CONCAVE SEAT



PART NO.	MATERIAL	JIC/UNF THREAD
4150-04DBZ	D	7/16 X 20
4150-06DBZ	D	9/16 X 18
4150-08DBZ	D	3/4 X 16
4150-10DBZ	D	7/8 X 14
4150-12DBZ	D	1 1/16 X 12

4180DBZ 180° SWEPT TUBE FEMALE CONCAVE SEAT



PART NO.	MATERIAL	JIC/UNF THREAD
4180-04DBZ	D	7/16 X 20
4180-06DBZ	D	9/16 X 18
4180-08DBZ	D	3/4 X 16
4180-10DBZ	D	7/8 X 14
4180-12DBZ	D	1 1/16 X 12

40776 NON SWIVEL BANJO



PART NO.	MATERIAL	HOLE SIZE
40776-04-M10	D	M10
40776-06-M12	D	M12
40776-06-M14	D	M14
40776-10-M18	D	M18

Material Key

B: Brass, C:Stainless Steel, CH:Chrome Plated, D:Aluminium, EN:Electroless Nickel, P:Zinc Plated Carbon Steel, T:Titanium

Adjustable Swage/Crimp Fittings for: G-Line And G-Line XF, 910, 710, 811

Fitting Type :
Swage / Crimp
Application :
Fuel, Oil, Water, Methanol, Air
To Suit Hose :
910, 710, 811
Material : D

Please Note:
Collars need to be ordered separately
for all swage / crimp fittings.
(See below)

Adjustable Swage G-Line Fittings are essential when last minute hose end orientation or in-field alignments are required. Additionally, they allow for hose assemblies to be used in multiple locations. Our 360-degree adjustable, 4400 Series G-Line Hose ends offer trouble free installation of pre-fabricated hose assemblies, with the reliability of a swage design. Our qualified Hose Technicians will individually build your assembly to your exacting specifications. You can build you own lines at your facility with the aid of our G-Line Hydraulic Swage Machines (see section 9).

4445 45° FORGED FEMALE CONCAVE SEAT



PART NO.	MATERIAL	JIC/UNF THREAD
4445-04	D	7/16 X 20
4445-06	D	9/16 X 18
4445-08	D	3/4 X 16
4445-10	D	7/8 X 14
4445-12	D	1 1/16 X 12
4445-16	D	1 5/16 X 12

4446 45° SWEPT TUBE FEMALE CONCAVE SEAT



PART NO.	MATERIAL	JIC/UNF THREAD
4446-04	D	7/16 X 20
4446-06	D	9/16 X 18
4446-08	D	3/4 X 16
4446-10	D	7/8 X 14
4446-12	D	1 1/16 X 12
4446-16	D	1 5/16 X 12

4490 90° FORGED FEMALE CONCAVE SEAT



PART NO.	MATERIAL	JIC/UNF THREAD
4490-04	D	7/16 X 20
4490-06	D	9/16 X 18
4490-08	D	3/4 X 16
4490-10	D	7/8 X 14
4490-12	D	1 1/16 X 12
4490-16	D	1 5/16 X 12

4491 90° SWEPT TUBE FEMALE CONCAVE SEAT



PART NO.	MATERIAL	JIC/UNF THREAD
4491-04	D	7/16 X 20
4491-06	D	9/16 X 18
4491-08	D	3/4 X 16
4491-10	D	7/8 X 14
4491-12	D	1 1/16 X 12
4491-16	D	1 5/16 X 12

44120 120° SWEPT TUBE FEMALE CONCAVE SEAT



PART NO.	MATERIAL	JIC/UNF THREAD
44120-04	D	7/16 X 20
44120-06	D	9/16 X 18
44120-08	D	3/4 X 16
44120-10	D	7/8 X 14
44120-12	D	1 1/16 X 12

44150 150° SWEPT TUBE FEMALE CONCAVE SEAT



PART NO.	MATERIAL	JIC/UNF THREAD
44150-04	D	7/16 X 20
44150-06	D	9/16 X 18
44150-08	D	3/4 X 16
44150-10	D	7/8 X 14
44150-12	D	1 1/16 X 12

44180 180° SWEPT TUBE FEMALE CONCAVE SEAT



PART NO.	MATERIAL	JIC/UNF THREAD
44180-04	D	7/16 X 20
44180-06	D	9/16 X 18
44180-08	D	3/4 X 16
44180-10	D	7/8 X 14
44180-12	D	1 1/16 X 12

RC110 SWAGE COLLAR TO SUIT 710 HOSE FOR DRAW SWAGING



PART NO.	MATERIAL
RC110-04	D
RC110-06	D
RC110-08	D
RC110-10	D
RC110-12	D
RC110-16	D
RC110-20	D

To Suit Hose Type : G-Line 710

Please Note : Collars need to be ordered separately for all swage / crimp fittings

RCC910 CRIMP COLLAR TO SUIT 811 & 910 HOSE FOR CRIMPING



PART NO.	MATERIAL
RCC910-04	D
RCC910-06	D
RCC910-08	D
RCC910-10	D
RCC910-12	D
RCC910-16	D

To Suit Hose Type : G-Line XF 910, 811

Please Note : Collars need to be ordered separately for all swage / crimp fittings

Material Key

B: Brass, C: Stainless Steel, CH: Chrome Plated, D: Aluminium, EN: Electroless Nickel, P: Zinc Plated Carbon Steel, T: Titanium

G-Line Male Swivel Fittings

Fitting Type :
Swage / Crimp
Application :
Fuel, Oil, Water, Methanol, Air
To Suit Hose :
910, 710, 811
Material : D


Please note:
To avoid large 'step-ups' in size, not all tail sizes are available with all thread sizes.
Collars need to be ordered separately for all swage / crimp fittings.
(See Page 16)

These fittings allow for 'low profile' installation where space is limited. They feature a swivelling male spigot in UNF and metric sizes, which seals on an integral Buna-N 'O' ring and will fit into standard female ports.

All parts are assembled and quoted to order. Please contact our Sales Department for pricing and availability.

	G-LINE PREFIX	MALE O-RING SEAL SWIVEL	STRAIGHT MALE	TAIL SIZE-HOSE	JIC UNF THREAD	METRIC THREAD	MATERIAL ALUMINIUM
EXAMPLE PART NO. UNF	4	00	001	-04	-04		D
400001 -04 -04 D							
EXAMPLE PART NO. Metric	4	00	001	-04		M12	D
400001 -04 -M12 D							

G-LINE PREFIX		RANGE NUMBER		FITTING ANGLE		TAIL SIZE		JIC UNF THREAD		METRIC THREAD SIZE		MATERIAL	
PREFIX	PART NO.	PREFIX	PART NO.	PREFIX	PART NO.	PREFIX	PART NO.	PREFIX	PART NO.	PREFIX	PART NO.	PREFIX	PART NO.
G-LINE PREFIX	4	MALE O-RING SEAL SWIVEL	00	STRAIGHT MALE	001	-04 HOSE	-04	7/16 X 20	-04	12 X 1.5MM	M12	ALUMINIUM	D
				45° BRAZED TUBE	046	-06 HOSE	-06	9/16 X 18	-06	14 X 1.5MM	M14	ALUMINIUM	D
				90° BRAZED TUBE	091	-08 HOSE	-08	3/4 X 16	-08	16 X 1.5MM	M16	ALUMINIUM	D



* 30° and 60° swept tube available in larger sizes by request.

G-Line Flexible Coupling Fittings for Wiggins To Suit G-Line & G-Line XF 910, 710, 811

Fitting Type :
Swage / Crimp
Application :
Fuel, Oil, Water, Methanol, Air
To Suit Hose :
910, 710, 811
Material : D

For rapid disconnection and where the need is to connect flexible hose to rigid tube use the Goodridge cup end fittings designed for use with our Wiggins flexible couplings.
**Step sizes available upon request.
Please contact our Sales
Department for pricing and
availability.**

4001DFL

STRAIGHT



PART NO.	MAT	HOSE SIZE	WIGGINS
4001-08-08DFL	D	-08	-08
4001-10-10DFL	D	-10	-10
4001-12-12DFL	D	-12	-12
4001-16-16DFL	D	-16	-16

4046DFL

45° SWEPT TUBE



PART NO.	MAT	HOSE SIZE	WIGGINS
4046-08-08DFL	D	-08	-08
4046-10-10DFL	D	-10	-10
4046-12-12DFL	D	-12	-12
4046-16-16DFL	D	-16	-16

4091DFL

90° SWEPT TUBE



PART NO.	MAT	HOSE SIZE	WIGGINS
4091-08-08DFL	D	-08	-08
4091-10-10DFL	D	-10	-10
4091-12-12DFL	D	-12	-12
4091-16-16DFL	D	-16	-16

4120DFL

120° SWEPT TUBE



PART NO.	MAT	HOSE SIZE	WIGGINS
4120-08-08DFL	D	-08	-08
4120-10-10DFL	D	-10	-10
4120-12-12DFL	D	-12	-12
4120-16-16DFL	D	-16	-16

4150DFL

150° SWEPT TUBE



PART NO.	MAT	HOSE SIZE	WIGGINS
4150-08-08DFL	D	-08	-08
4150-10-10DFL	D	-10	-10
4150-12-12DFL	D	-12	-12
4150-16-16DFL	D	-16	-16

Material Key

B: Brass, C: Stainless Steel, CH: Chrome Plated, D: Aluminium,
EN: Electroless Nickel, P: Zinc Plated Carbon Steel, T: Titanium

811 Hose and Re-usable Fittings

Fitting Type :
Re-usable
To Suit Hose :
811, *910
Fitting Material : D
Fitting Colour : Black/Silver
811 Hose Application :
Fuel, Oil, Water, Methanol, Air
Temperature range :
-70°C to 260°C

Material : Anti Static
PTFE smoothbore / Convoluted

* 811 Fittings are also compatible with
910 Aramid braided hose.

811 G-Line XF hose represents the future of re-usable hose assemblies. The patented attachment method provides, for the first time, a fully re-usable olive free fitting designed exclusively for use with lightweight PTFE hose. Goodridge PTFE hose offers many advantages over 200 series rubber, as it is impervious to all brake fluids, lubricants, fuel and alcohols and unlike 200

series rubber hose, will not degrade or allow vapour penetration. 811 is a unique design that incorporates both the flow characteristics of a smooth-bore hose, with the flexibility of a convoluted hose. Use 811 series for an economical solution to all fluid transfer requirements, where you want to benefit from all the advantages of PTFE hose, without the requirement for expensive crimping/swaging machinery.



PART NO	BORE SIZE		BRAID OD		WORKING PRES		BURST PRES		WEIGHT		MIN BEND RAD	
	MM	IN	MM	IN	BAR	PSI	BAR	PSI	KG/M	LB/FT	MM	IN
811-04	6.85	.270	9.6	.378	90	1320	360	5290	0.09	.0414	19	.750
811-06	9.53	.375	13.0	.512	80	1180	320	4700	0.14	.0941	20	.787
811-08	12.70	.500	16.5	.650	70	1030	280	4120	0.29	.1949	38	1.496
811-10	15.88	.625	20.8	.819	65	955	260	3820	0.35	.2352	45	1.772
811-12	19.05	.750	24.4	.961	60	880	240	3530	0.40	.2688	50	1.969
811-16	25.40	1.000	32.3	1.272	50	740	200	2940	0.63	.4233	70	2.756
811-20	32.00	1.260	38.8	1.528	45	666	180	2645	0.60	.4032	100	3.937

811-01

STRAIGHT FEMALE



PART NO.	TO SUIT	JIC/UNF THREAD
811-0104	811-04/910-04	7/16 X 20
811-0106	811-06/910-06	9/16 X 18
811-0108	811-08/910-08	3/4 X 16
811-0110	811-10/910-10	7/8 X 14
811-0112	811-12/910-12	1 1/16 X 12
811-0116	811-16/910-16	1 5/16 X 12

812-45

45° FORGED FEMALE



PART NO.	TO SUIT	JIC/UNF THREAD
812-4504	811-04/910-04	7/16 X 20
812-4506	811-06/910-06	9/16 X 18
812-4508	811-08/910-08	3/4 X 16
812-4510	811-10/910-10	7/8 X 14
812-4512	811-12/910-12	1 1/16 X 12

811-45

45° SWEPT TUBE FEMALE



PART NO.	TO SUIT	JIC/UNF THREAD
811-4504	811-04/910-04	7/16 X 20
811-4506	811-06/910-06	9/16 X 18
811-4508	811-08/910-08	3/4 X 16
811-4510	811-10/910-10	7/8 X 14
811-4512	811-12/910-12	1 1/16 X 12
811-4516	811-16/910-16	1 5/16 X 12

812-90

90° FORGED FEMALE



PART NO.	TO SUIT	JIC/UNF THREAD
812-9004	811-04/910-04	7/16 X 20
812-9006	811-06/910-06	9/16 X 18
812-9008	811-08/910-08	3/4 X 16
812-9010	811-10/910-10	7/8 X 14
812-9012	811-12/910-12	1 1/16 X 12

811-90

90° FORGED FEMALE



PART NO.	TO SUIT	JIC/UNF THREAD
811-9004	811-04/910-04	7/16 X 20
811-9006	811-06/910-06	9/16 X 18
811-9008	811-08/910-08	3/4 X 16
811-9010	811-10/910-10	7/8 X 14
811-9012	811-12/910-12	1 1/16 X 12
811-9016	811-16/910-16	1 5/16 X 12

811-120

120° SWEPT TUBE FEMALE



PART NO.	TO SUIT	JIC/UNF THREAD
811-12004	811-04/910-04	7/16 X 20
811-12006	811-06/910-06	9/16 X 18
811-12008	811-08/910-08	3/4 X 16
811-12010	811-10/910-10	7/8 X 14
811-12012	811-12/910-12	1 1/16 X 12

811-150

150° SWEPT TUBE FEMALE



PART NO.	TO SUIT	JIC/UNF THREAD
811-15004	811-04/910-04	7/16 X 20
811-15006	811-06/910-06	9/16 X 18
811-15008	811-08/910-08	3/4 X 16
811-15010	811-10/910-10	7/8 X 14
811-15012	811-12/910-12	1 1/16 X 12

811-180

180° SWEPT TUBE FEMALE





PART NO.	TO SUIT	JIC/UNF THREAD
811-18004	811-04/910-04	7/16 X 20
811-18006	811-06/910-06	9/16 X 18
811-18008	811-08/910-08	3/4 X 16
811-18010	811-10/910-10	7/8 X 14
811-18012	811-12/910-12	1 1/16 X 12


811 Flexible Coupling Fittings for Wiggins To Suit G-Line & G-Line XF 910, 710, 811


Fitting Type :
Re-usable
To Suit Hose :
811, *910
Fitting Material : D
Fitting Colour : Black/Silver
811 Hose Application :
Fuel, Oil, Water, Methanol, Air
Temperature range :
-45°C to +170°C
Material : Anti-Static
PTFE smoothbore, Aramid fibre Braid

For rapid disconnection and where the need is to connect flexible hose to rigid tube use the Goodridge cup end fittings designed for use with our Wiggins flexible couplings. Listed below is our standard range – other sizes can be made to order. For a complete listing of flexible couplings please contact our sales department.

811-01	STRAIGHT FEMALE		
	PART NO.	TO SUIT	WIGGINS
	811-0108	811-08/910-08	-08
	811-0110	811-10/910-10	-10
	811-0112	811-12/910-12	-12

811-45	45° SWEPT TUBE		
	PART NO.	TO SUIT	WIGGINS
	811-4508	811-08/910-08	-08
	811-4510	811-10/910-10	-10
	811-4512	811-12/910-12	-12

811-90	90° SWEPT TUBE		
	PART NO.	TO SUIT	WIGGINS
	811-9008	811-08/910-08	-08
	811-9010	811-10/910-10	-10
	811-9012	811-12/910-12	-12

811-120	120° SWEPT TUBE		
	PART NO.	TO SUIT	WIGGINS
	811-12008	811-08/910-08	-08
	811-12010	811-10/910-10	-10
	811-12012	811-12/910-12	-12



*Wiggins Flexible Couplings, Roll Over Valves,
Tip Valves, Fuel Filters, Air Jacks, Oil Coolers*

Section:02

Wiggins Flexible Fluid Couplings

Design Features:

One-handed Installation, Standard Profile, Medium Pressure, Integral Electrical Bonding, Available in Aluminium and Stainless Steel.

W994-XX-DE Clamp only (no sleeve, no ferrule)

W991-XX-DE Clamp + sleeve (no ferrule)

W903-XX-D Weld Ferrule

W908-XX-D Sleeve

OR-XX Green Viton O-Ring

-XX- insert your required size from -08 to -64

Clamps and ferrules also available in stainless steel

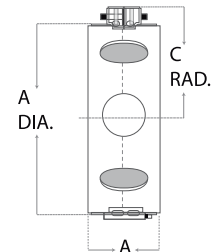
The W900 Series Clamshell Coupling is the result of more than three decades of experience at Adel Wiggins in the design and production of reliable flexible tube connectors. The W900 Series Clamshell Connectors utilize a locking latch design, eliminating the installation of safety wire and offering one-handed installation. Integral electrical bonding eliminates the need for external clamps, fasteners and jumper wire required by most other connectors. The elimination of safety wire, grounding clamps and jumpers provides for a low weight connector.



Goodridge offer a complete range of light weight hose fittings designed to connect directly onto Wiggins clamshell couplings, allowing you to connect from hard tube to flexible hose quickly and reliably (see page 18 and 20)

WIGGINS FULL CONNECTORS (W991) (LESS FERRULES)

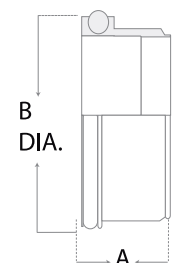
Tube O.D. Size	Aluminum		Seal Size per MS 33366	Dimensions		
	Part No.	Wt. lbs.		A Max	B Max	C Max
1/2	W991-08DE	.034	-015	.739	.851	.90
5/8	W991-10DE	.038	-017	.739	.976	.96
3/4	W991-12DE	.043	-117	.829	1.156	1.04
1	W991-16DE	.052	-214	.923	1.432	1.16
1 1/4	W991-20DE	.058	-218	.923	1.682	1.27
1 1/2	W991-24DE	.062	-222	.923	1.952	1.40
1 3/4	W991-28DE	.070	-224	.923	2.211	1.52
2	W991-32DE	.083	-226	.989	2.505	1.66
2 1/2	W991-40DE	.097	-230	.989	2.996	1.90
3	W991-48DE	.144	-234	.989	3.554	2.17



WIGGINS WELD FERRULE (W903)

*Material of ferrule must be compatible with material of tube.

Tube O.D. Size	Aluminum		Stainless Steel		Seal Size per MS 33366	Dimensions	
	Part No.	Wt. Lbs.	Part No.	Wt. Lbs.		A Max	B Max
1/2	W903-08D	.010			-015	.749	.689
5/8	W903-10D	.012			-017	.749	.814
3/4	W903-12D	.016	W903-12C	.046	-117	.783	.994
1	W903-16D	.022	W903-16C	.062	-214	.838	1.270
1 1/4	W903-20D	.027	W903-20C	.076	-218	.838	1.520
1 1/2	W903-24D	.033	W903-24C	.093	-222	.838	1.790
1 3/4	W903-28D	.038	W903-28C	.107	-224	.838	2.040
2	W903-32D	.047			-226	.854	2.313
2 1/2	W903-40D	.056			-230	.854	2.813
3	W903-48D	.069			-234	.854	3.313



Custom Fuel Filter

Part No: FHP

Application :

All fuel filtration requirements.

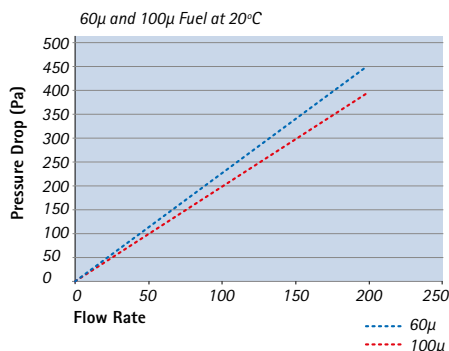
Features:

- Both ends detachable for ease of cleaning
- Cleanable by hand or Ultrasonically
- Can be changed quickly and easily
- Suitable for all common fluid or gases (methanol special order)
- Wide temperature range (-60°C to 120°C)
- Wide range of filtration rates available 10, 25, 60, 80 100 and 150 micron.
- Small and light design, with high capacity
- Pressure up to 210bar

Engineered and designed to aircraft standards these Goodridge filters can be assembled to suit all your filtration requirements.

The filter is custom designed to optimise weight reduction whilst maintaining pressure rating.

An aircraft specification filter insert providing outstanding cleanliness and can easily be cleaned and replaced.



TYPE	PRESSURE	TYPE	THREAD SIZE OPTIONS	TYPE	MICRON
FHP	HIGH	6M6M	9/16 x 18JIC - 9/16 x 18 JIC Male/Male	10	10
		8M8M	3/4 x 16JIC - 3/4 x 16 JIC Male/Male	25	25
			All thread sizes are available in all micron ratings.	60	60
				80	80
				150	150
PART NUMBER EXAMPLE: FHP 6M6M 25					
FHP	FILTER	6M6M	MALE -6 ENDS	25	MICRONS



Large Capacity Fuel Filter

Part No: FF572

Application :

All Fuel and Oil systems

A 149 micron fuel or oil filter designed to be placed in line. These filters have a fine mesh filter which can be removed and cleaned.



PART NO.	THREAD	TYPE	APPLICATIONS
FF572-04	7/16 X 20	GAUZE	OIL/FUEL
FF572-06	9/16 X 18	GAUZE	OIL/FUEL
FF572-08	3/4 X 16	GAUZE	OIL/FUEL
FF572-10	7/8 X 14	GAUZE	OIL/FUEL

Fuel Filter

Part No: FF-06 / FF-08

Application :

All filtration requirements

Material : DB

Red Anodised Aluminium (DR)
Blue Anodised Aluminium (DB)

A high capacity fuel or oil filter designed to be placed in line. These filters have a fine mesh filter which can be removed and cleaned.



PART NO.	MATERIAL	COLOUR	THREAD
FF-06	DB	BLUE	9/16 X 18
FF-08	DB	BLUE	3/4 X 16

Alloy Check (Flap) Valve

Part No: FCV

Application :

All Fuel and Oil systems

Alloy cased flap check valves for low pressure oil and fuel applications.



PART NO.	THREAD
FCV-04	7/16 X 20
FCV-06	9/16 X 18
FCV-08	3/4 X 16
FCV-10	7/8 X 14

Tip Valve

Part No: TRL6 / TRL7 /TRV67

Application :
Fuel systems

Fuel tank vent valves shut off if the vehicle becomes inverted to prevent fuel spillage.



PART NO.	TO SUIT THREAD
TRL6	9/16 X 18
TRL7	7MM PIPE
TRV67	9/16 X 18UNF TO 7MM PIPE

Roll Over Valve

Part No: ROV

Application :
Roll-over shut off

Goodridge have developed this range of roll-over valves for both -6 and larger -10 requirements. Both sizes are available in fully FIA-approved and non-FIA versions, providing reliable roll-over function for all race car applications.

PART NO.	THREAD	TYPE	APPLICATION
ROV-06	9/16 X 18	NON-FIA	FUEL
ROV-06-FIA	9/16 X 18	FIA	FUEL
ROV-10	7/8 X 14	NON-FIA	FUEL
ROV-10-FIA	7/8 X 14	FIA	FUEL



Material Key

B: Brass, **C:** Stainless Steel, **CH:** Chrome Plated, **D:** Aluminium,
DE: Electroless Nickel, **P:** Zinc Plated Carbon Steel, **T:** Titanium

Oil Coolers

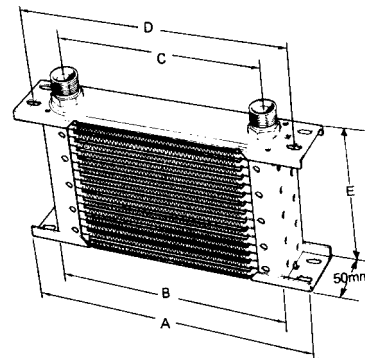
Application :
 All Cooling Systems

Threads :
 JIC/UNF

Options :

Two widths of cooler are stocked as standard, together with the 9 series extra-width cooler for motorcycle applications.

An efficient, lightweight Oil Cooler is essential for any competition installation and they are often used on high performance street vehicles. Our range of high quality alloy coolers is available with JIC threaded connectors. Two widths of cooler are stocked as standard, but seven other widths are available upon request.




COOLER TYPE (INCLUDING MEASUREMENTS IN METRIC)					NUMBER OF ROWS (1 ROW = 8MM APPROX)		THREAD		
PART NO. PREFIX	A	B	C	D	ROWS	HEIGHT	PART NO. SUFFIX	THREAD TYPE	
1	210	163	130	190 (HALF WIDTH)	7	52	AN06	9/16 X 18	JIC/UNF
6	330	283	250	310 (FULL WIDTH)	10	75	AN08	3/4 X 16	JIC/UNF
9	405	325	292	385 (EXTRA WIDTH)	13	99	AN10	7/8 X 14	JIC/UNF
					16	123	AN12	1 1/16 X 12	JIC/UNF
					19	146	AN16	1 5/16 X 12	JIC/UNF
					25	194			

Oil Cooler 919AN08
 Suitable for Suzuki GSXR
 (GSXRS-BR or GSXRP-BR Bracket required)

PART NO. EXAMPLES

	COOLER TYPE	NUMBER OF ROWS	THREAD	PART NO. EXAMPLES
JIC/UNF THREAD	6	13	AN08	PART NO. = 613AN08
JIC/UNF THREAD	6 SETRAB	25	AN12	PART NO. = 625AN12STB

(Add STB for Setrab cooler)



Air Jacks

Application :
Air Jacks

Options :
4 sizes of Air Jack are available with a range of diameters and stroke lengths. Goodridge Air Jacks are rated to 40 Bar working pressure.

Goodridge has been working closely with the world's leading Sportscar and Touring car teams to develop our new Air Jack series. The Air Jack is extremely lightweight, robust and reliable, and contains a low-wear mechanism that significantly reduces maintenance.

When combined with our Air Lance connectors, and the full range of Goodridge Hardline and Flexible products, we provide everything you need to complete your Air Jack installation.

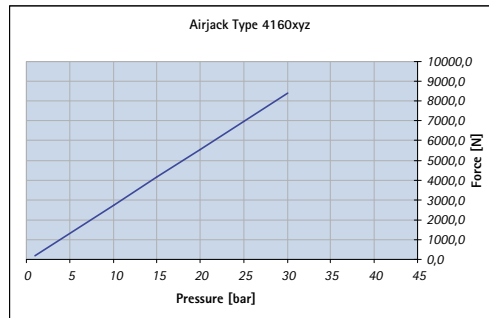
MATERIAL	DESCRIPTION
AIR JACK BODY	HIGH STRENGTH ALUMINIUM ALLOY
SURFACE FINISH	GSX BLACK ANODISED
SPRING	STAINLESS STEEL (SS) OR TITANIUM (TS)
SPRING GUIDES	HIGH PRESSURE POLYETHYLENE

PART NO.	STROKE	DIAMETER	WEIGHT	FORCE AT 30 BAR
AJ4000-SS/TS	230MM	45MM	810g	4700N
AJ3000-SS/TS	150MM	50MM	805g	5800N
AJ5000-SS/TS	230MM	55MM	1041g	7000N
AJ2000-SS/TS	246MM	60MM	1300g	8300N

*SS/TS = SPRING TYPE MUST BE SPECIFIED

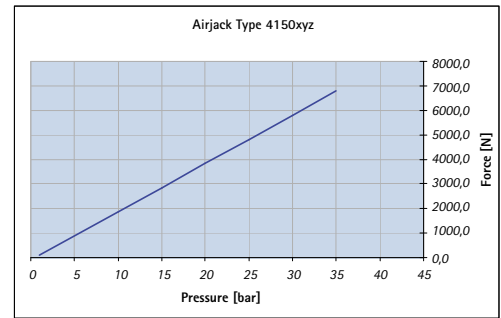


AJ2000



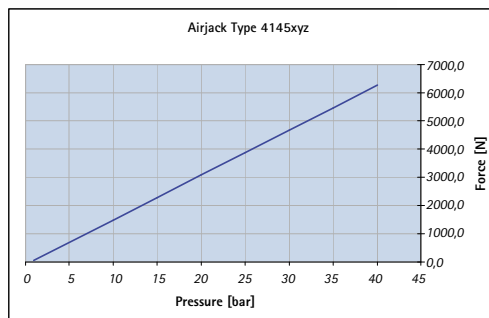
Airjack with piston diameter 60mm

AJ3000



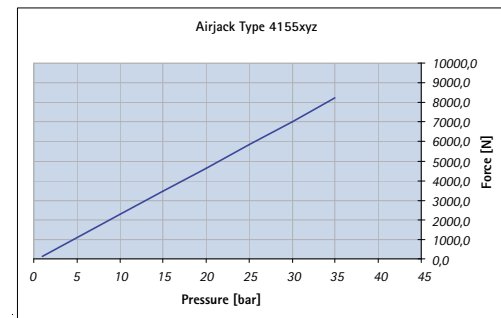
Airjack with piston diameter 50mm

AJ4000



Airjack with piston diameter 45mm

AJ5000



Airjack with piston diameter 55mm







600, 700 Series Smooth Bore



Section:03

611 Lightweight Hose (To be used on high performance motorsport applications only with relevant collars and fittings)

Application :

Brake, Clutch, Hydraulics

Material / Construction :

Outer cover Corrosion and fire resistant Stainless steel braid / PTFE inner tube compatible with all brake and clutch fluids

Please Note:

Crimp settings differ for hose types, ensure you have the correct detail.

Please refer to the Technical Specification for crimp diameters obtainable from the quality department of Goodridge UK.

611-025

Stainless braid, Anti-static PTFE tube
Temperature range: -70°C to +260°C
-94°F to +500°F

611-03

Stainless braid, Anti-static PTFE tube
Temperature range: -70°C to +260°C
-94°F to +500°F

611PE-03

Stainless braid, Anti-static PTFE tube, Polyester overbraid.
Temperature range: -50°C to +135°C
-58°F to +275°F

611K-03

Aramid Fibre braid, Anti-static PTFE tube.
Temperature range: -45°C to +170°C
-49°F to +338°F

This exclusive motorsport design has achieved a reduction in weight and outside diameter whilst maintaining a true -03 bore. The weight saving is 20% over standard -03 hose. The light weight and extremely flexible new generation PTFE hose offers advanced



properties not found in any competitor's attempts and is a second generation breakthrough in PTFE technology.

PART NO	BORE SIZE		PTFE WALL		COVER WALL		WORKING PRES		BURST PRES		WEIGHT		MIN BEND RAD	
	MM	INCH	MM	INCH	MM	INCH	BAR	PSI	BAR	PSI	KG/M	LB/FT	MM	INCH
611-03	3.5	0.138	0.660	0.026	5.66	0.223	290	4250	870	12750	0.049	0.033	20	0.787
*611PE-03	3.5	0.138	0.660	0.026	7.11	0.280	290	4250	870	12750	0.063	0.043	20	0.787
611K-03	3.5	0.138	0.660	0.026	6.05	0.238	290	4250	870	12750	0.027	0.018	40	1.574
611-025	2.90	0.114	0.660	0.026	6.05	0.238	290	4250	870	12750	0.027	0.018	20	0.787

* 611PE-03 BRAID WT 0.42mm / 0.016"

Fittings

Material : T, C

Please Note:

Goodridge manufactures a complete range of plug-in fittings from -2 to -16 for all pressure ratings and system demands. Full port drawings, fitting scheme drawings and general advice are available from your nearest Goodridge Technical centre.

Goodridge plug-in fittings have been used for a number of years in F1, world rally cars and more recently NASCAR where professional motorsport designers have

found the need for a more specialised type of fluid system connection. This type of fitting is occasionally referred to as a "divorced" fitting because the sealing function is divorced from the fixing function, unlike conventional threaded fittings. Where a designer wishes to connect a hose assembly to a component using this system, a parallel sided port is machined in place of a threaded port and the plug-in seals directly into the port via an "O" ring. The plug-in is then retained by a keeper plate or a circlip / snap ring.

ALL FITTINGS USE COLLARS RC600LW-03XLS

XLS5091

XLS L/W BANJO



PART NO.	MATERIAL	HOLE SIZE
XLS5091-03-M6	T	M6
XLS5091-03-M8	T	M8
XLS5091-03-M10	C, T	M10

XLS5094

XLS L/W 45° BANJO



PART NO.	MATERIAL	HOLE SIZE
XLS5094-03-M10	T	3/8 - M10

XLS5095

XLS DBL BANJO OTR



PART NO.	MATERIAL	HOLE SIZE
XLS5095-03-M10	T	3/8 - M10

XLS5135

XLS TEE PIECE



PART NO.	MATERIAL	TO SUIT HOSE
XLS5135-03	T	-3

XLS6001

XLS L/W STRAIGHT FEMALE



PART NO.	MATERIAL	JIC/UNF THREAD
XLS6001-03	T, C	3/8 X 24

XLS6046

XLS L/W 45° SWEPT FEMALE



PART NO.	MATERIAL	JIC/UNF THREAD
XLS6046-03	T, C	3/8 X 24

XLS6090

XLS L/W 90° SWEPT FEMALE



PART NO.	MATERIAL	JIC/UNF THREAD
XLS6090-03	C	3/8 X 24

XLS6091

XLS L/W 90° SWEPT FEMALE



PART NO.	MATERIAL	JIC/UNF THREAD
XLS6091-03	T	3/8 X 24

XLS6120

XLS L/W 120° SWEPT FEMALE



PART NO.	MATERIAL	JIC/UNF THREAD
XLS6120-03	T	3/8 X 24

XLS7001

STRAIGHT PLUG-IN



PART NO.	MATERIAL	PLUG-IN O.D
XLS7001-03-86	C, T	8.6mm
XLS7001-03-88	C, T	8.8mm
XLS7001-04-96	T	9.6mm

XLS7046

45° PLUG-IN



PART NO.	MATERIAL	PLUG-IN O.D
XLS7046-03-86	T	8.6mm
XLS7046-03-88	T	8.8mm
XLS7046-04-96	T	9.6mm

XLS7091

90° PLUG-IN



PART NO.	MATERIAL	PLUG-IN O.D
XLS7091-03-86	T	8.6mm
XLS7091-03-88	T	8.8mm
XLS7091-04-96	T	9.6mm

Material Key

B: Brass, C:Stainless Steel, CH:Chrome Plated, D:Aluminium,
DE: Electroless Nickel, P:Zinc Plated Carbon Steel, T:Titanium

600 Series Hose -02 To -04 for: Brake and Clutch

Application :

Brake, clutch, hydraulics

Material / Construction :

Outer cover Corrosion and fire resistant Stainless steel braid, PTFE inner tube compatible with all brake and clutch fluids

600-03 Hose is also available with abrasion resistant covers in a range of different colours for easy identification, ease of cleaning and cosmetic appearance.

600-03 Colours :

BK ● SB ● CB ● CL ● CLG ● GN ● RD ● YE ● OR ● EB ●

Black (BK) Blue (SB) Carbon (CB) Clear (CL)

Clear with print (CLG) Green (GN) Red (RD)

Yellow (YE) Orange (OR) Electric Blue (EB)

High speed, constant rapid gear changes and heavy braking put great strains on competition hydraulic systems, where failure can be disastrous. 600 series hose strongly resists expansion under high pressure and temperature, provides consistent brake and clutch pedal pressure giving firmer and more efficient operation without that spongy feeling. Offering protection against

abrasion and fire, these hoses are also recommended for all pressure gauge lines and fire extinguisher systems. Use dash size 3 for most braking systems and dash size 3 or 4 for clutch systems. Dash 2 hose is the smallest brake hose available. Its microbore construction can give increased line pressure and

more responsive and sensitive brake feel. Excellent for all 4 and 2 wheel braking applications whether for the circuit or road.



PART NO	BORE SIZE		PTFE WALL		BRAID O/D		COVER WALL		COVER O/D		WORKING PRES		BURST PRES		WEIGHT		TEMPERATURE		MIN BEND RAD	
	MM	INCH	MM	INCH	MM	INCH	MM	INCH	MM	INCH	BAR	PSI	BAR	PSI	KG/M	LB/FT	MIN	MAX	MM	INCH
600-02	2.0	0.079	1.0	0.039	5.0	0.197	-	-	-	-	450	6526	1350	19580	0.045	0.03	-70°C (-94°F)	260°C (500°F)	13	0.511
600-03	3.5	0.138	1.0	0.039	6.45	0.254	-	-	-	-	290	4206	870	12618	0.060	0.04	-70°C (-94°F)	260°C (500°F)	38	1.496
600-03BK	3.5	0.138	1.0	0.039	6.45	0.254	0.5	0.019	7.5	0.295	290	4206	870	12618	0.088	0.06	-20°C (-4°F)	85°C (185°F)	38	1.496
600-03SB	3.5	0.138	1.0	0.039	6.45	0.254	0.5	0.019	7.5	0.295	290	4206	870	12618	0.088	0.06	-20°C (-4°F)	85°C (185°F)	38	1.496
600-03CB	3.5	0.138	1.0	0.039	6.45	0.254	0.5	0.019	7.5	0.295	290	4206	870	12618	0.088	0.06	-20°C (-4°F)	85°C (185°F)	38	1.496
600-03CL	3.5	0.138	1.0	0.039	6.45	0.254	0.5	0.019	7.5	0.295	290	4206	870	12618	0.088	0.06	-20°C (-4°F)	85°C (185°F)	38	1.496
600-03CLG	3.5	0.138	1.0	0.039	6.45	0.254	0.5	0.019	7.5	0.295	290	4206	870	12618	0.088	0.06	-20°C (-4°F)	85°C (185°F)	38	1.496
600-03EB	3.5	0.138	1.0	0.039	6.45	0.254	0.5	0.019	7.5	0.295	290	4206	870	12618	0.088	0.06	-20°C (-4°F)	85°C (185°F)	38	1.496
600-03GN	3.5	0.138	1.0	0.039	6.45	0.254	0.5	0.019	7.5	0.295	290	4206	870	12618	0.088	0.06	-20°C (-4°F)	85°C (185°F)	38	1.496
600-03OR	3.5	0.138	1.0	0.039	6.45	0.254	0.5	0.019	7.5	0.295	290	4206	870	12618	0.088	0.06	-20°C (-4°F)	85°C (185°F)	38	1.496
600-03RD	3.5	0.138	1.0	0.039	6.45	0.254	0.5	0.019	7.5	0.295	290	4206	870	12618	0.088	0.06	-20°C (-4°F)	85°C (185°F)	38	1.496
600-03YE	3.5	0.138	1.0	0.039	6.45	0.254	0.5	0.019	7.5	0.295	290	4206	870	12618	0.088	0.06	-20°C (-4°F)	85°C (185°F)	38	1.496
600-04	5.0	0.197	0.76	0.030	7.65	0.301	-	-	-	-	280	4061	840	12183	0.075	0.05	-70°C (-94°F)	260°C (500°F)	50	1.968

700 Series Aramid Fibre Hose (crimp only)

Application :

Brake, clutch, hydraulics

Material / Construction :

Light weight, flexible and extremely strong woven Aramid Fibre outer braid, PTFE inner tube compatible with all brake and clutch fluids.

Colour : BK ● BU ● RD ●

Black (BK) Blue (BU) Red (RD)

Please Note :

700 series for competition use only

Our exclusive 700-Series Aramid Fibre Braided Hose is the world's lightest flexible fluid transfer conduit for small bore applications in general racing environments. Its strength and flexibility parallels that of our 600 Series Hose resisting expansion under high pressure

and temperature, offering a consistent, firm and highly efficient feel. There is a range of Aramid Fibre Hose from -02 to -04. These hoses are recommended for pressure gauge lines, fuel injection lines, fire extinguisher systems, nitrous systems, brake and

clutch lines and hydraulic wing lines. When used in -02 with titanium fittings, the ultimate in weight saving, performance and reliability can be achieved. 700 Series Hose is designed for use with permanently attached swage style hose ends.



PART NO	BORE SIZE		PTFE WALL		BRAID O/D		COVER WALL		COVER O/D		WORKING PRES		BURST PRES		WEIGHT		TEMPERATURE			
	MM	INCH	MM	INCH	MM	INCH	MM	INCH	MM	INCH	BAR	PSI	BAR	PSI	KG/M	LB/FT	MIN	MAX	MM	INCH
700K-03	3.5	0.138	1.0	0.039	6.7	0.264	-	-	-	-	200	2900	600	8702	0.044	0.03	-45°C (-49°F)	170°C (338°F)	38	1.496
700K-03BK	3.5	0.138	1.0	0.039	8.1	0.320	0.5	0.019	7.7	0.303	200	2900	600	8702	0.059	0.04	-20°C (-4°F)	85°C (185°F)	38	1.496
700K-03BU	3.5	0.138	1.0	0.039	8.1	0.320	0.5	0.019	7.7	0.303	200	2900	600	8702	0.059	0.04	-20°C (-4°F)	85°C (185°F)	38	1.496
700K-03RD	3.5	0.138	1.0	0.039	8.1	0.320	0.5	0.019	7.7	0.303	200	2900	600	8702	0.059	0.04	-20°C (-4°F)	85°C (185°F)	38	1.496
700K-04BK	5.0	0.197	0.76	0.030	9.2	0.363	0.9	0.035	9.6	0.378	150	2175	450	6526	0.074	0.05	-20°C (-4°F)	85°C (185°F)	50	1.968

Material Key

B: Brass, C: Stainless Steel, CH: Chrome Plated, D: Aluminium, DE: Electroless Nickel, P: Zinc Plated Carbon Steel, T: Titanium

JIC/UNF Re-usable Fittings for 600 Hose

Fitting Type :

Re-usable

Application :

Brake / Clutch

To Suit Hose :

600 series

Material : P, CH, C, D, T

Colours Available :

Coloured anodised aluminium

*Colour : BK ● D ● RD ●

Example Part No:

6001-03DRD

= Anodised Aluminium Red

440 STRAIGHT MALE CONCAVE SEAT



PART NO.	MATERIAL	JIC/UNF THREAD
440-03	C, CH, P	3/8 X 24

441 STRAIGHT MALE CONVEX SEAT



PART NO.	MATERIAL	JIC/UNF THREAD
441-03	C, CH, P	3/8 X 24
441-04	C	7/16 X 20

443 STRAIGHT MALE BULKHEAD



PART NO.	MATERIAL	JIC/UNF THREAD
443-03	C, CH, D, P	3/8 X 24
443-04	P	7/16 X 20

USE LOCKNUT PART NO.924

443BNP STRAIGHT MALE BULKHEAD BLEED NIPPLE



PART NO.	MATERIAL	JIC/UNF THREAD
443-03 BN	P	3/8 X 24

USE LOCKNUT PART NO.924

6001 STRAIGHT FEMALE CONCAVE SEAT



PART NO.	MATERIAL	JIC/UNF THREAD
6001-02	C,T	5/16 X 24
6001-02-03	C,T	3/8 X 24
6001-03*	C, CH, D, P	3/8 X 24
6001-03-04	C	7/16 X 20
6001-04*	P, C, D	7/16 X 20

6045 45° FORGED FEMALE CONCAVE SEAT



PART NO.	MATERIAL	JIC/UNF THREAD
6045-02	C,T	5/16 X 24
6045-02-03	C	3/8 X 24
6045-03*	P, C, D	3/8 X 24
6045-04	D	7/16 X 20

6046 45° SWEPT TUBE FEMALE CONCAVE SEAT



PART NO.	MATERIAL	JIC/UNF THREAD
6046-03*	C, CH, D, P	3/8 X 24
6046-04*	P, C, D	7/16 X 20

6091 90° SWEPT TUBE FEMALE CONCAVE SEAT



PART NO.	MATERIAL	JIC/UNF THREAD
6091-03*	C, CH, D, P	3/8 X 24
6091-04*	C, CH, D, P	7/16 X 20

6090

90° FORGED FEMALE CONCAVE SEAT



PART NO.	MATERIAL	JIC/UNF THREAD
6090-02	C, T	5/16 X 24
6090-02-03	C	3/8 X 24
6090-03*	P, C, D,	3/8 X 24
6090-04	D	7/16 X 20

6645

45° DOUBLE SWIVEL CONCAVE SEAT



PART NO.	MATERIAL	JIC/UNF THREAD
6645-02	C	5/16 X 24
6645-02-03	C	3/8 X 24
6645-03	P, C	3/8 X 24
6645-04	C	7/16 X 20

6690

90° DOUBLE SWIVEL CONCAVE SEAT



PART NO.	MATERIAL	JIC/UNF THREAD
6690-02	C	5/16 X 24
6690-02-03	C	3/8 X 24
6690-03	P, C	3/8 X 24
6690-04*	C,D	7/16 X 20
6690-31	C	M10 X 1.00

704

FIXED FEMALE BULKHEAD CONVEX SEAT



PART NO.	MATERIAL	JIC/UNF THREAD
704-03	P	7/16 X 20
704-04	P	7/16 X 20

USE LOCKNUT PART NO.2K8686

746

FIXED FEMALE BULKHEAD CONCAVE SEAT



PART NO.	MATERIAL	BSF THREAD
746-03	P	3/8 X 20BSF (INNER)

USE LOCKNUT PART NO.2K8686

748

FIXED FEMALE BULKHEAD CONCAVE SEAT



PART NO.	MATERIAL	JIC/UNF THREAD
748-03PDS	P	3/8 X 24

DS= DEEP SEAT
USE LOCKNUT PART NO.2K8686

756

FIXED FEMALE BULKHEAD CONVEX SEAT



PART NO.	MATERIAL	JIC/UNF THREAD
756-03	P	3/8 X 24

USE LOCKNUT PART NO.2K8686

758

FIXED FEMALE BULKHEAD CONCAVE SEAT CIRCLIP GROOVE



PART NO.	MATERIAL	JIC/UNF THREAD
758-03-03	P	3/8 X 24

759

FIXED FEMALE BULKHEAD CONVEX SEAT CIRCLIP GROOVE




PART NO.	MATERIAL	JIC/UNF THREAD
759-03-03	P	3/8 X 24


Material Key


B: Brass, C:Stainless Steel, CH:Chrome Plated, D:Aluminium,
DE: Electroless Nickel, P:Zinc Plated Carbon Steel, T:Titanium


Metric Re-usable Fittings for 600 Hose


Fitting Type : Re-usable Application : Brake / Clutch	To Suit Hose : 600 series Material : P, CH, C, D
--	--


	442 STRAIGHT MALE CONCAVE SEAT		
	PART NO.	MATERIAL	METRIC THREAD
	442-31	C, CH, D, P	10 X 1.00MM
	442-32	C, CH, D, P	10 X 1.25MM


	444 STRAIGHT MALE CONCAVE BULKHEAD		
	PART NO.	MATERIAL	METRIC THREAD
	444-31	P	10 X 1.00MM
	444-32	P	10 X 1.25MM
USE LOCKNUT PART NO. 318			


	445 STRAIGHT MALE CONVEX SEAT		
	PART NO.	MATERIAL	METRIC THREAD
	445-31	C, D, P	10 X 1.00MM
	445-32	P	10 X 1.25MM


	446 CONVEX METRIC SEAT BULKHEAD		
	PART NO.	MATERIAL	METRIC THREAD
	446-31	P, C	10 X 1.00MM
	446-32	P	10 X 1.25MM
USE LOCKNUT PART NO. 318			


	446EXP CONVEX METRIC SEAT BULKHEAD		
	PART NO.	MATERIAL	METRIC THREAD
	446-31EXP	P	10 X 1.00MM
(VW GOLF)			


	448 STRAIGHT MALE FLAT SEAT		
	PART NO.	MATERIAL	METRIC THREAD
	448-31	P	10 X 1.00MM


	451 STRAIGHT FEMALE CONCAVE METRIC SEAT		
	PART NO.	MATERIAL	METRIC THREAD
	451-31	C, P	10 X 1.00MM
	451-32	C	10 X 1.25MM


	452 STRAIGHT FEMALE CONVEX METRIC SEAT		
	PART NO.	MATERIAL	METRIC THREAD
	452-31	C	10 X 1.00MM
	452-32	C	10 X 1.25MM
	452-35	C	10 X 1.50MM


	492 BANJO BOLT HOSE CONNECTORS		
	PART NO.	MATERIAL	METRIC THREAD
	492-31	P	10 X 1.00MM


	6001VW STRAIGHT FIXED FEMALE CONCAVE METRIC SEAT (VW/AUDI)		
	PART NO.	MATERIAL	METRIC THREAD
	6001-31_VW	P, C	10 x 1.00mm
	6001-32_VW	P	10 x 1.25mm


	749 FIXED FEMALE BULKHEAD CONCAVE METRIC SEAT		
	PART NO.	MATERIAL	METRIC THREAD
	749-03-31	P	10 x 1.00mm
	749-03-32	P	10 x 1.25mm
USE LOCKNUT 2K8686			


	750 FIXED FEMALE BULKHEAD CONVEX METRIC SEAT		
	PART NO.	MATERIAL	METRIC THREAD
	750-03-31	P, CH	10 X 1.00MM
	750-03-32	P, CH	10 X 1.25MM
	750-03-35	P	10 X 1.50MM
USE LOCKNUT 2K8686			


	754 CONVEX METRIC SEAT BULKHEAD W/CIRCLIP GROOVE		
	PART NO.	MATERIAL	METRIC THREAD
	754-03-31	P, C	10 X 1.00MM
(17MM HEX) SUBARU			

	755 CONVEX METRIC SEAT BULKHEAD W/CIRCLIP GROOVE		
	PART NO.	MATERIAL	METRIC THREAD
	755-03-31	P	10 X 1.00MM
(19MM HEX)			

	756 CONCAVE METRIC SEAT BULKHEAD W/CIRCLIP GROOVE		
	PART NO.	MATERIAL	METRIC THREAD
	756-03-31	C,P	10 X 1.00MM
(19MM HEX)			


	757 CONVEX METRIC SEAT BULKHEAD W/CIRCLIP GROOVE		
	PART NO.	MATERIAL	METRIC THREAD
	757-03-31	P	10 X 1.00MM
(17MM HEX) TOYOTA			


	758 FIXED FEMALE BULKHEAD CONCAVE SEAT CIRCLIP GROOVE		
	PART NO.	MATERIAL	METRIC THREAD
	758-03-31	P	10 x 1.00mm
	758-03-31F	P	10 x 1.00mm Flat Face
	758-03-31S	P	10 x 1.00mm 17mm Hex
	758-03-32	P	10 x 1.25mm
FLAT FACE			


	759 FIXED FEMALE BULKHEAD CONVEX SEAT CIRCLIP GROOVE		
	PART NO.	MATERIAL	METRIC THREAD
	759-03-31S	C,P	10 x 1.00mm 17mm Hex
	759-03-31	P, CH	10 x 1.00mm
	759-03-32	P	10 x 1.25mm


BSP Re-usable Hose Fittings for 600 Hose


Fitting Type : Re-usable Application : Brake / Clutch	To Suit Hose : 600 series Material : P, CH, C
---	--


321	STRAIGHT FEMALE									
	<table border="1"> <thead> <tr> <th>PART NO.</th> <th>MATERIAL</th> <th>BSP THREAD</th> </tr> </thead> <tbody> <tr> <td>321-03</td> <td>P, CH</td> <td>1/8</td> </tr> <tr> <td>321-04</td> <td>P</td> <td>1/4</td> </tr> </tbody> </table>	PART NO.	MATERIAL	BSP THREAD	321-03	P, CH	1/8	321-04	P	1/4
PART NO.	MATERIAL	BSP THREAD								
321-03	P, CH	1/8								
321-04	P	1/4								

321SM	STRAIGHT FEMALE TO SUIT SMITH PRESSURE GAUGE (FLAT FACE REQUIRES GASKET)						
	<table border="1"> <thead> <tr> <th>PART NO.</th> <th>MATERIAL</th> <th>BSP THREAD</th> </tr> </thead> <tbody> <tr> <td>321-03SM</td> <td>P</td> <td>1/8</td> </tr> </tbody> </table>	PART NO.	MATERIAL	BSP THREAD	321-03SM	P	1/8
PART NO.	MATERIAL	BSP THREAD					
321-03SM	P	1/8					


323	STRAIGHT MALE									
	<table border="1"> <thead> <tr> <th>PART NO.</th> <th>MATERIAL</th> <th>BSP THREAD</th> </tr> </thead> <tbody> <tr> <td>323-03</td> <td>P</td> <td>1/8</td> </tr> <tr> <td>323-04</td> <td>P</td> <td>1/4</td> </tr> </tbody> </table>	PART NO.	MATERIAL	BSP THREAD	323-03	P	1/8	323-04	P	1/4
PART NO.	MATERIAL	BSP THREAD								
323-03	P	1/8								
323-04	P	1/4								

331	45° SWEEP TUBE FEMALE						
	<table border="1"> <thead> <tr> <th>PART NO.</th> <th>MATERIAL</th> <th>BSP THREAD</th> </tr> </thead> <tbody> <tr> <td>331-03</td> <td>P</td> <td>1/8</td> </tr> </tbody> </table>	PART NO.	MATERIAL	BSP THREAD	331-03	P	1/8
PART NO.	MATERIAL	BSP THREAD					
331-03	P	1/8					

332	90° SWEEP TUBE FEMALE									
	<table border="1"> <thead> <tr> <th>PART NO.</th> <th>MATERIAL</th> <th>BSP THREAD</th> </tr> </thead> <tbody> <tr> <td>332-03</td> <td>P, CH</td> <td>1/8</td> </tr> <tr> <td>332-04</td> <td>P</td> <td>1/4</td> </tr> </tbody> </table>	PART NO.	MATERIAL	BSP THREAD	332-03	P, CH	1/8	332-04	P	1/4
PART NO.	MATERIAL	BSP THREAD								
332-03	P, CH	1/8								
332-04	P	1/4								


5134	TEE FITTING WITH BSP LEG AND LOCATING LUG						
	<table border="1"> <thead> <tr> <th>PART NO.</th> <th>MATERIAL</th> <th>BSP THREAD</th> </tr> </thead> <tbody> <tr> <td>5134-03</td> <td>C</td> <td>1/8</td> </tr> </tbody> </table>	PART NO.	MATERIAL	BSP THREAD	5134-03	C	1/8
PART NO.	MATERIAL	BSP THREAD					
5134-03	C	1/8					


Replacement Locknuts

LOCKNUT			
PART NO.	THREAD	TO SUIT	MATERIAL
	924-02	5/16 X 24	D
	924-03	3/8 X 24	443-03 P, D, C, H
	924-04	7/16 X 20	P
	318-31	10 X 1.00MM	446-31 / 444-31 P, C, CH
	318-32	10 X 1.25MM	446-32 P
	318-35	10 X 1.50MM	P, C
	318-M121	12 X 1.00MM	C
	2K8686	5/8 WHIT	748-03/ 749-31/ 750-31/ 704/ 746 P, C

Replacement Olives and Sockets for 600 Hose


To Suit Hose : 600 series
Material : P, CH, C, D, T


1205	OLIVE								
	<table border="1"> <thead> <tr> <th>PART NO.</th> <th>MATERIAL</th> </tr> </thead> <tbody> <tr> <td>1205-02</td> <td>B</td> </tr> <tr> <td>1205-03</td> <td>D, B</td> </tr> <tr> <td>1205-04</td> <td>D, B</td> </tr> </tbody> </table>	PART NO.	MATERIAL	1205-02	B	1205-03	D, B	1205-04	D, B
PART NO.	MATERIAL								
1205-02	B								
1205-03	D, B								
1205-04	D, B								


1206	SOCKET								
	<table border="1"> <thead> <tr> <th>PART NO.</th> <th>MATERIAL</th> </tr> </thead> <tbody> <tr> <td>1206-02</td> <td>C</td> </tr> <tr> <td>1206-03</td> <td>C, CH, D, P</td> </tr> <tr> <td>1206-04</td> <td>C, CH, D, P</td> </tr> </tbody> </table>	PART NO.	MATERIAL	1206-02	C	1206-03	C, CH, D, P	1206-04	C, CH, D, P
PART NO.	MATERIAL								
1206-02	C								
1206-03	C, CH, D, P								
1206-04	C, CH, D, P								

Re-usable Banjo Fittings

Fitting Type : Re-usable Application : Brake / Clutch To Suit Hose : 600 series	Material : P, CH, C, T, D Zinc Plated Carbon Steel (P), Chrome Plated (CH) Stainless Steel (C) Titanium (T), Anodised Aluminium (D) *Anodised Aluminium Colour : BK ● D ● RD ● Example Part No. 5092-03DRD = Anodised Aluminium Red
---	--

5091	BANJO																								
	<table border="1"> <thead> <tr> <th>PART NO.</th> <th>TO SUIT BOLT</th> <th>MATERIAL</th> <th>HOSE SIZE</th> </tr> </thead> <tbody> <tr> <td>5091-02-03</td> <td>3/8, 10MM</td> <td>C, T</td> <td>-02</td> </tr> <tr> <td>5091-03</td> <td>3/8, 10MM</td> <td>C, CH, P, D</td> <td>-03</td> </tr> <tr> <td>5091-03-04</td> <td>7/16</td> <td>P, CH, C</td> <td>-03</td> </tr> <tr> <td>5091-04-03</td> <td>3/8, 10MM</td> <td>P</td> <td>-04</td> </tr> <tr> <td>5091-04</td> <td>7/16</td> <td>D</td> <td>-04</td> </tr> </tbody> </table>	PART NO.	TO SUIT BOLT	MATERIAL	HOSE SIZE	5091-02-03	3/8, 10MM	C, T	-02	5091-03	3/8, 10MM	C, CH, P, D	-03	5091-03-04	7/16	P, CH, C	-03	5091-04-03	3/8, 10MM	P	-04	5091-04	7/16	D	-04
PART NO.	TO SUIT BOLT	MATERIAL	HOSE SIZE																						
5091-02-03	3/8, 10MM	C, T	-02																						
5091-03	3/8, 10MM	C, CH, P, D	-03																						
5091-03-04	7/16	P, CH, C	-03																						
5091-04-03	3/8, 10MM	P	-04																						
5091-04	7/16	D	-04																						

5092	BANJO STRAIGHT EXTENDED NECK																																
	<table border="1"> <thead> <tr> <th>PART NO.</th> <th>TO SUIT BOLT</th> <th>MATERIAL</th> <th>HOSE SIZE</th> </tr> </thead> <tbody> <tr> <td>5092-02</td> <td>5/16, 8MM</td> <td>C, T</td> <td>-02</td> </tr> <tr> <td>5092-02-03</td> <td>3/8, 10MM</td> <td>C, T</td> <td>-02</td> </tr> <tr> <td>5092-03-02</td> <td>5/16, 8MM</td> <td>C, CH, D, P</td> <td>-03</td> </tr> <tr> <td>*5092-03</td> <td>3/8, 10MM</td> <td>C, CH, D, P</td> <td>-03</td> </tr> <tr> <td>5092-03DSW</td> <td>3/8, 10MM</td> <td>D (SWIVEL)</td> <td>-03</td> </tr> <tr> <td>5092-03-04</td> <td>7/16</td> <td>CH, C, P</td> <td>-03</td> </tr> <tr> <td>5092-03-M12</td> <td>12MM</td> <td>C, CH</td> <td>-03</td> </tr> </tbody> </table>	PART NO.	TO SUIT BOLT	MATERIAL	HOSE SIZE	5092-02	5/16, 8MM	C, T	-02	5092-02-03	3/8, 10MM	C, T	-02	5092-03-02	5/16, 8MM	C, CH, D, P	-03	*5092-03	3/8, 10MM	C, CH, D, P	-03	5092-03DSW	3/8, 10MM	D (SWIVEL)	-03	5092-03-04	7/16	CH, C, P	-03	5092-03-M12	12MM	C, CH	-03
PART NO.	TO SUIT BOLT	MATERIAL	HOSE SIZE																														
5092-02	5/16, 8MM	C, T	-02																														
5092-02-03	3/8, 10MM	C, T	-02																														
5092-03-02	5/16, 8MM	C, CH, D, P	-03																														
*5092-03	3/8, 10MM	C, CH, D, P	-03																														
5092-03DSW	3/8, 10MM	D (SWIVEL)	-03																														
5092-03-04	7/16	CH, C, P	-03																														
5092-03-M12	12MM	C, CH	-03																														

5093	20° BANJO EXTENDED NECK																												
	<table border="1"> <thead> <tr> <th>PART NO.</th> <th>TO SUIT BOLT</th> <th>MATERIAL</th> <th>HOSE SIZE</th> </tr> </thead> <tbody> <tr> <td>5093-02</td> <td>5/16, 8MM</td> <td>C, T</td> <td>-02</td> </tr> <tr> <td>5093-02-03</td> <td>3/8, 10MM</td> <td>C, T</td> <td>-02</td> </tr> <tr> <td>*5093-03</td> <td>3/8, 10MM</td> <td>C, CH, D, P</td> <td>-03</td> </tr> <tr> <td>5093-03-04</td> <td>7/16</td> <td>CH, C, P</td> <td>-03</td> </tr> <tr> <td>5093-03DSW</td> <td>3/8, 10MM</td> <td>D (SWIVEL)</td> <td>-03</td> </tr> <tr> <td>5093-03-M12</td> <td>12MM</td> <td>C, CH</td> <td>-03</td> </tr> </tbody> </table>	PART NO.	TO SUIT BOLT	MATERIAL	HOSE SIZE	5093-02	5/16, 8MM	C, T	-02	5093-02-03	3/8, 10MM	C, T	-02	*5093-03	3/8, 10MM	C, CH, D, P	-03	5093-03-04	7/16	CH, C, P	-03	5093-03DSW	3/8, 10MM	D (SWIVEL)	-03	5093-03-M12	12MM	C, CH	-03
PART NO.	TO SUIT BOLT	MATERIAL	HOSE SIZE																										
5093-02	5/16, 8MM	C, T	-02																										
5093-02-03	3/8, 10MM	C, T	-02																										
*5093-03	3/8, 10MM	C, CH, D, P	-03																										
5093-03-04	7/16	CH, C, P	-03																										
5093-03DSW	3/8, 10MM	D (SWIVEL)	-03																										
5093-03-M12	12MM	C, CH	-03																										

Material Key

B: Brass, C: Stainless Steel, CH: Chrome Plated, D: Aluminium,
DE: Electroless Nickel, P: Zinc Plated Carbon Steel, T: Titanium

Re-usable Banjo Hose Fittings

Fitting Type :
Re-usable
Application :
Brake/Clutch
To Suit Hose :
600 series

Material : C, CH, D, P
*Anodised Aluminium Colour :
BK ● D ● RD ●
Example Part No.
5094-03DRD =
Anodised Aluminium Red

5094		45° BANJO EXTENDED NECK			
PART NO.	TO SUIT BOLT	MATERIAL	HOSE SIZE		
5094-02-03	3/8, 10MM	C	-02		
*5094-03	3/8, 10MM	C, CH, D, P	-03		

5095		STRAIGHT TWIN BANJO			
PART NO.	TO SUIT BOLT	MATERIAL	HOSE SIZE		
5095-03-04	7/16	P	-03		
5095-03	3/8, 10MM	C, P	-03		

5096		BANJO SIDE 20° EXTENDED NECK			
PART NO.	TO SUIT BOLT	MATERIAL	HOSE SIZE		
5096-02-03	3/8, 10MM	C	-02		
5096-03	3/8, 10MM	C	-03		

5097		BANJO SIDE 20° EXTENDED NECK			
PART NO.	TO SUIT BOLT	MATERIAL	HOSE SIZE		
5097-02	5/16, 8MM	C	-02		
*5097-03	3/8, 10MM	C, CH, D, P	-03		

5098		BANJO TWIN EXTENDED NECK			
PART NO.	TO SUIT BOLT	MATERIAL	HOSE SIZE		
5098-03	3/8, 10MM	C, CH, D, P	-03		

5070		BANJO 70° EXTENDED NECK			
PART NO.	TO SUIT BOLT	MATERIAL	HOSE SIZE		
5070-03	3/8, 10MM	C, CH, P	-03		

5099		BANJO 90° EXTENDED NECK			
PART NO.	TO SUIT BOLT	MATERIAL	HOSE SIZE		
*5099-03	3/8, 10MM	C, CH, D, P	-03		
5099-03-04	7/16	CH	-03		

5099S		BANJO SIDE 90° EXTENDED NECK			
PART NO.	TO SUIT BOLT	MATERIAL	HOSE SIZE		
5099S-03	3/8, 10MM	P, C	-03		

Tee Fittings for 600 Hose

Fitting Type :
Re-usable
Application :
Brake / Clutch

To Suit Hose :
600 series
Material : C, D, T

5130		RE-USABLE TEE FITTING JIC/UNF WITH LOCATING LUG		
PART NO.	MATERIAL	THREAD		
5130-03	C	3/8 X 24		

5131		RE-USABLE TEE FITTING WITH MALE JIC/UNF LEG			
PART NO.	MATERIAL	THREAD	HOSE SIZE		
5131-02	T	5/16 X 24	-02		
5131-03	C	3/8 X 24	-03		

5132		RE-USABLE TEE FITTING WITH MALE JIC/UNF LEG			
PART NO.	MATERIAL	THREAD	HOSE SIZE		
5132-03	C	3/8 X 24	-03		

5134		RE-USABLE TEE FITTING WITH BSP LEG AND LOCATING LUG			
PART NO.	MATERIAL	THREAD	HOSE SIZE		
5134-03	C	1/8 BSP	-03		

5135		RE-USABLE TEE HOSE FITTING		
PART NO.	MATERIAL	HOSE SIZE		
5135-02	C, T	-02		
5135-03	C, D	-03		

5136		RE-USABLE TEE HOSE FITTING WITH LOCATING LUG		
PART NO.	MATERIAL	HOSE SIZE		
5136-03	C	-03		

Dash 2, 3 and 4 JIC/UNF Fittings for: 600/700K Series Hose

Fitting Type :

Crimp

Application :

Brake / Clutch

To Suit Hose :

600 / 700 series

Material : P, CH, C, D, T

Please Note :

All crimp fittings require a collar

When weight savings are critical, the best hose end option for our 600 Series or 700 Series Hose is from our complete range of swaged style hose end fittings. Meeting the demanding requirements of the World's Top Racing Professionals allows us to offer this full range available in JIC/UNF, Metric, British Standard Pipe (BSP) Threads, Banjo Fittings and Three Way Fittings. All have been tried and tested in the upper echelons

of world motorsport, racing's most severe conditions, and are proven in their quality of engineering, workmanship and finish. With the continued growth in world motorsport popularity, automotive and motorcycle manufacturers and race fans have asked for the safety and reliability of race type products in a form legal for use on public roads. Goodridge has designed, manufactured and built a swage style hose end for brake systems that meets regulatory requirements (including TÜV and DOT) in every corner of the world. Our exclusive swage tail design, and unique method of attachment are the keys to our success. TÜV and DOT certification has been achieved in all of our available fitting materials. The following pages show the most popular fittings for brake and clutch applications. A full range of JIC/UNF, Metric and BSP adaptors have also been developed for use with these fittings.

RC600



CRIMP COLLARS

PART NO.	MATERIAL
RC600-03TUV	B
RC600-03CTUV	C

S440

STRAIGHT MALE CONCAVE SEAT



PART NO.	MATERIAL	JIC/UNF THREAD
S440-03	P	3/8 x 24

S441

STRAIGHT MALE CONVEX SEAT



PART NO.	MATERIAL	JIC/UNF THREAD
S441-03	C, P	3/8 X 24

S443

STRAIGHT MALE BULKHEAD CONVEX SEAT



PART NO.	MATERIAL	JIC/UNF THREAD
S443-03	C, P	3/8 X 24

USE LOCKNUT 924-03

S449

STRAIGHT MALE FLAT SEAT



PART NO.	MATERIAL	JIC/UNF THREAD
S449-03	P	3/8 X 24

S6001

STRAIGHT FEMALE CONCAVE SEAT



PART NO.	MATERIAL	JIC THREAD	HOSE SIZE
S6001-02-03	C, T	3/8 X 24	-02
S6001-02	C, T	5/16 X 24	-02
S6001-03	C, CH, D, P, T	3/8 X 24	-03
S6001-04	C, P, D	7/16 X 20	-04

S6045

45° FORGED FEMALE CONCAVE SEAT



PART NO.	MATERIAL	JIC THREAD	HOSE SIZE
S6045-02-03	C	3/8 X 24	-02
S6045-02	C	5/16 X 24	-02
S6045-03	C, D, T	3/8 X 24	-03
S6045-04	C, D	7/16 X 20	-04
S6045-03-04	C	7/16 X 20	-03

S6046

45° SWEPT TUBE FEMALE CONCAVE SEAT



PART NO.	MATERIAL	JIC THREAD	HOSE SIZE
S6046-02-03	C	3/8 X 24	-02
S6046-03	C, CH, D, P	3/8 X 24	-03
S6046-04	C, D, P	7/16 X 20	-04

S6090

90° FORGED FEMALE CONCAVE SEAT



PART NO.	MATERIAL	UNF THREAD	HOSE SIZE
S6090-02-03	C, T	3/8 X 24	-02
S6090-02	C, T	5/16 X 24	-02
S6090-03-02	C	5/16 X 24	-03
S6090-03	C, D, T, P	3/8 X 24	-03
S6090-04	C, D	7/16 X 20	-04

S6091

90° SWEPT TUBE FEMALE CONCAVE SEAT



PART NO.	MATERIAL	UNF THREAD	HOSE SIZE
S6091-02-03	C	3/8 X 24	-02
S6091-03	C, CH, D, P	3/8 X 24	-03
S6091-04	P, C, D	7/16 X 20	-04

S747

CONVEX CIRCLIP GROOVE 17MM HEX



PART NO.	MATERIAL	JIC/UNF THREAD	HOSE SIZE
S747-03	C, P	3/8 X 24	-03
S747-44	C, P	7/16 X 24	-04

S748

FIXED FEMALE BULKHEAD CONCAVE SEAT



PART NO.	MATERIAL	UNF THREAD	HOSE SIZE
S748-03	P	3/8 X 24USF	-03
S748-03PDS	P	3/8 X 24 UNF MINI 91 ON	-03

DS=DEEP SEAT / USE LOCKNUT 2K8686

S756

FIXED FEMALE BULKHEAD CONVEX SEAT



PART NO.	MATERIAL	UNF THREAD	HOSE SIZE
S756-03	P	3/8 X 24	-03

USE LOCKNUT 2K8686

Material Key

B: Brass, C:Stainless Steel, CH:Chrome Plated, D:Aluminium,
DE: Electroless Nickel, P:Zinc Plated Carbon Steel, T:Titanium

Dash 2 Metric Fittings for: 600/700K Series Hose

Fitting Type :
Swage / Crimp
Application :
Brake, Clutch
To Suit Hose :
600, 700 series

Material : P, CH, C

*Please Note :
Metric dual seat fittings will seal
with either concave or convex
metric fittings

S442 STRAIGHT MALE CONCAVE SEAT

PART NO.	MATERIAL	METRIC THREAD
S442-31	C, P	10 X 1.00MM
S442-31L (LONG)	P	10 X 1.00MM
S442-31S	P	10 X 1.00MM

S445 STRAIGHT MALE CONVEX SEAT

PART NO.	MATERIAL	METRIC THREAD
S445-31	C, P	10 X 1.00MM

S445-01 STRAIGHT MALE SWIVEL - METRIC DUAL SEAT*

PART NO.	MATERIAL	METRIC THREAD
S445-0131	C, P	10 X 1.00
S445-0132	P	10 X 1.25

S445-20 20° MALE SWIVEL - METRIC DUAL SEAT*

PART NO.	MATERIAL	METRIC THREAD
S445-2031	C, P	10 X 1.00
S445-2032	P	10 X 1.25

S445-45 45° MALE SWIVEL - METRIC DUAL SEAT*

PART NO.	MATERIAL	METRIC THREAD
S445-4531	C, P	10 X 1.00
S445-4532	P	10 X 1.25

S445-90 90° MALE SWIVEL - METRIC DUAL SEAT*

PART NO.	MATERIAL	METRIC THREAD
S445-9031	C, P	10 X 1.00
S445-9032	P	10 X 1.25

S446 STRAIGHT MALE BULKHEAD

PART NO.	MATERIAL	METRIC THREAD
S446-31	C, P	10 X 1.00MM

USE LOCKNUT 318-31

S446EXP STRAIGHT MALE BULKHEAD

PART NO.	MATERIAL	METRIC THREAD
S446-31EXP	C, P	10 X 1.00MM

VW GOLF/BMW

S448-31 STRAIGHT MALE FLAT SEAT

PART NO.	MATERIAL	METRIC THREAD
S448-31	P	10 X 1.00

VW GOLF/BMW

S451 FEMALE CONCAVE SWIVEL

PART NO.	MATERIAL	METRIC THREAD
S451-31	C,D	10 X 1.00MM

S452 FEMALE CONVEX SWIVEL

PART NO.	MATERIAL	METRIC THREAD
S452-31	C, P	10 X 1.00MM

S492 BANJO BOLT CONNECTORS

PART NO.	MATERIAL	METRIC THREAD
S492-31	C, P	10 X 1.00MM

S6001 STRAIGHT FEMALE CONCAVE SEAT

PART NO.	MATERIAL	METRIC THREAD
S6001-31_VW	C, P	10 X 1.00MM VW
S6001-31_AU	C, P	10 X 1.00MM AUDI
S6001-31_MN	C, P	10 X 1.00MM BMW/MINI
S6001-31_PR	C, P	10 X 1.00MM PEUGEOT

SAMPLE PART NO. S6001-31PVW = PLATED VW PART

S6045 45° FORGED FEMALE CONCAVE SEAT

PART NO.	MATERIAL	METRIC THREAD	HOSE SIZE
S6045-31	C	10 X 1.00MM	-03

S6090 90° FORGED FEMALE CONCAVE SEAT

PART NO.	MATERIAL	METRIC THREAD	HOSE SIZE
S6090-31	C	10 X 1.00MM	-03

S6090 90° MALE SWIVEL CALIPER FITTING

PART NO.	MATERIAL	METRIC THREAD	HOSE SIZE
*S6090M-31CSW	C	10 X 1.00MM	-03
**S6090M-31CSW-HT	C	10 X 1.00MM	-03

*INC EPDM O RING **INC HIGH TEMPERATURE O RING

S749 FIXED FEMALE BULKHEAD CONCAVE METRIC SEAT

PART NO.	MATERIAL	METRIC THREAD	HOSE SIZE
S749-03-31	P, C	10 X 1.00MM	-03
S749-03-32	P, C	10 X 1.25MM	-03

USE LOCKNUT 2K8686


S750 FIXED FEMALE BULKHEAD CONVEX METRIC SEAT


PART NO.	MATERIAL	METRIC THREAD	HOSE SIZE
S750-03-31	P	10 X 1.00MM	-03


USE LOCKNUT 2K8686


Metric Swage/Crimp Fittings for: 600/700K Hose - *continued*


Fitting Type : Swage / Crimp Application : Brake / Clutch	To Suit Hose : 600 / 700 Material : P, CH, C
--	--

	S754 STRAIGHT FEMALE CONVEX METRIC SEAT CIRCLIP GROOVE		
	PART NO.	MATERIAL	METRIC THREAD
	S754-03-31	P, C	10 X 1.00MM
	(17MM HEX) SUBARU		
	S754-03-31F	P	10 X 1.00MM
	(WITH FLATS)		

	S755 STRAIGHT FEMALE CONVEX METRIC SEAT CIRCLIP GROOVE		
	PART NO.	MATERIAL	METRIC THREAD
	S755-03-31	P, C	10 X 1.00MM
	TOYOTA		


	S757 STRAIGHT FEMALE CONVEX METRIC SEAT CIRCLIP GROOVE		
	PART NO.	MATERIAL	METRIC THREAD
	S757-03-31	P, C	10 X 1.00MM
	(17 MM ROUNDED EDGES HEX)		


	S758 STRAIGHT FEMALE CONCAVE METRIC SEAT CIRCLIP GROOVE		
	PART NO.	MATERIAL	METRIC THREAD
	S758-03-31	P	10 X 1.00MM
	S758-03-31S	P	10 X 1.00MM
	(17MM HEX)		
	S758-03-31F	C, P	10 X 1.00MM


	S759 STRAIGHT FEMALE CONVEX SEAT CIRCLIP GROOVE		
	PART NO.	MATERIAL	METRIC THREAD
	S759-03-31	P, C	10 X 1.00MM
	S759-03-31S	P, C	10 X 1.00MM
	(17MM HEX/LONG NOSE) RENAULT		
	S759-03-M121	P	12 X 1.00MM
	S759-03-32	P	10 X 1.00MM


BSP/NPT Swage/Crimp Fittings for: 600/700K Hose


Fitting Type : Swage / Crimp Application : Brake / Clutch	To Suit Hose : 600 / 700 Material : P, CH, C, B
--	---


	S321 STRAIGHT FEMALE CONVEX SEAT		
	PART NO.	MATERIAL	BSP THREAD
	S321-03	P	1/8 BSP


	S321SM STRAIGHT FEMALE TO SUIT SMITH PRESSURE GAUGE		
	PART NO.	MATERIAL	BSP THREAD
	S321-03SM	P	1/8 BSP
	(FLAT FACE REQUIRES GASKET)		

	S760 STRAIGHT FEMALE LOCATOR CONVEX SEAT		
	PART NO.	MATERIAL	METRIC THREAD
	S760-03-31	P, C	10 X 1.00MM
	TOYOTA		


	S762 STRAIGHT CIRCLIP FEMALE (ROUNDED EDGE) CONVEX		
	PART NO.	MATERIAL	METRIC THREAD
	S762-03-31	P, C	10 X 1.00MM
	S762-03-31S	P	10 X 1.00MM
	SP = 17MM HEX (MAZDA)		


	S770 STRAIGHT MALE CONVEX SEAT		
	PART NO.	MATERIAL	JIC/UNF THREAD
	S770-03	P	10 X 1.00MM
	FORD		


	S771 STRAIGHT MALE CONVEX SEAT METRIC W/LOCATING FLAT		
	PART NO.	MATERIAL	METRIC THREAD
	S771-03	P	10 X 1.00MM
	FORD		


	S772 STRAIGHT MALE CONCAVE SEAT METRIC		
	PART NO.	MATERIAL	METRIC THREAD
	S772-03	P	10 X 1.00MM
	FORD		


BSF Fittings


	S745 FIXED FEMALE BULKHEAD BSF CONVEX			
	PART NO.	MATERIAL	BSF THREAD	HOSE SIZE
	S745-03	P	3/8 BSF	-03
		MORRIS		

	S746 FIXED FEMALE BULKHEAD CONCAVE SEAT			
	PART NO.	MATERIAL	BSF THREAD	HOSE SIZE
	S746-03	P	3/8 X 20	-03
		USE LOCKNUT 2K8686		

	S323 STRAIGHT MALE CONCAVE SEAT		
	PART NO.	MATERIAL	BSP THREAD
	S323-03	P	1/8 BSP

	S331 45° SWEEP TUBE FEMALE BSP		
	PART NO.	MATERIAL	BSP THREAD
	S331-03	P	1/8 BSP

	S332 90° SWEEP TUBE FEMALE BSP		
	PART NO.	MATERIAL	BSP THREAD
	S332-03	P	1/8 BSP

	S816 STRAIGHT MALE NPT		
	PART NO.	MATERIAL	THREAD
	S816-03	B	1/8 NPT
	S816-03-04	C	1/4 NPT

Material Key

B: Brass, C:Stainless Steel, CH:Chrome Plated, D:Aluminium,
DE: Electroless Nickel, P:Zinc Plated Carbon Steel, T: Titanium

Swage/Crimp Banjos & Tee's for: 600 / 700K Hose

Fitting Type :

Swage / Crimp

Application :

Brake / Clutch / Hydraulic

To Suit Hose :

600 / 700

Material : C, CH, D, P, T

*Anodised Aluminium Colour :

BK ● D ● RD ●

Example Part No.

5092-03DRD =

Anodised Aluminium Red

S5091

BANJO



PART NO.	MATERIAL	HOSE	HOLE SIZE
S5091-02-03	C	-02	3/8, 10MM
S5091-02	C	-02	5/16, 8MM
S5091-03-04	P	-03	7/16
*S5091-03	C, CH, D, P, T	-03	3/8, 10MM
S5091-04-03	C, D	-04	3/8, 10MM
S5091-04	C, D	-04	7/16
S5091-04-M12	P, D	-04	12MM
S5091-04-M14	C	-04	14MM

S5092

BANJO STRAIGHT EXTENDED NECK



PART NO.	MATERIAL	HOSE	HOLE SIZE
S5092-03-02	D	-03	5/16, 8MM
S5092-03-04	P, C, CH	-03	7/16, 11.2MM
*S5092-03	C, CH, D, P	-03	3/8, 10MM
S5092-04-03	C	-04	3/8, 10MM
5092-03-M12	C, CH	-03	12MM

S5093

20° BANJO EXTENDED NECK



PART NO.	MATERIAL	HOSE	HOLE SIZE
S5093-02-03	C	-02	3/8, 10MM
S5093-03-04	P, C, CH	-03	7/16
*S5093-03	C, CH, D, P	-03	3/8, 10MM
5093-03-M12	C, CH	-03	12MM

S5093L

BANJO - COMPOUND 20°/20° LEFT



PART NO.	MATERIAL	HOSE	HOLE SIZE
S5093L-03	C,P	-03	3/8, 10MM

S5093R

BANJO - COMPOUND 20°/20° RIGHT



PART NO.	MATERIAL	HOSE	HOLE SIZE
S5093R-03	C, P	-03	3/8, 10MM

S5094

45° BANJO EXTENDED NECK



PART NO.	MATERIAL	HOSE	HOLE SIZE
*S5094-03	C, CH, D, P	-03	3/8, 10MM
S5094LTR-03	C	-03	3/8, 10MM

S5094R/L

BANJO - COMPOUND 45°/45° RIGHT / LEFT



PART NO.	MATERIAL	HOSE	HOLE SIZE
S5094R-03	C	-03	3/8, 10MM
S5094L-03	C	-03	3/8, 10MM

S5095

BANJO - DOUBLE



PART NO.	MATERIAL	HOSE	HOLE SIZE
S5095-03-02	D	-03	5/16, 8MM
S5095-03	P, D	-03	3/8, 10MM

S5097

SIDE 20° BANJO EXTENDED NECK



PART NO.	MATERIAL	HOSE SIZE	HOLE SIZE
*S5097-03	C, CH, D, P	-03	3/8, 10MM

S5098

BANJO TWIN EXTENDED NECK



PART NO.	MATERIAL	HOSE SIZE	HOLE SIZE
S5098-03	P	-03	3/8, 10MM

S5070

BANJO 70° EXTENDED NECK



PART NO.	MATERIAL	HOSE SIZE	HOLE SIZE
S5070-03	P, CH, C	-03	3/8, 10MM

S5099

SIDE BANJO 90° EXTENDED NECK



PART NO.	MATERIAL	HOSE SIZE	HOLE SIZE
S5099-03	C, P	-03	3/8, 10MM

S5099S

BANJO 90° EXTENDED NECK



PART NO.	MATERIAL	HOSE SIZE	HOLE SIZE
S5099S-03	C, P	-03	3/8, 10MM

S5132

TEE WITH LOCATING LUG



PART NO.	MATERIAL	OTR*	SPUR
S5132-02-03	C	-2	3/8 X 24
S5132-03-03	C	-3	3/8 X 24

* ON THE RUN

S5135

3 WAY TEE



PART NO.	MATERIAL	OTR*	SPUR
S5135-03	C	-3	-3

* ON THE RUN

S5136

3 WAY TEE WITH LOCATING LUG



PART NO.	MATERIAL	OTR	SPUR
S5136-03	P, C	-3	-3

STEPPED LUG : LUG 6.00MM THICK

Special Line Locators

Fitting Type :
Locating Tab

Application :
Car brakeline kits

To Suit Hose :
600 series

Material : P, C, NY (Nylon)

Goodridge recognises the critical nature of hydraulic brake lines, especially for street driven passenger vehicles. It can be vital that during installation, the routing of the flexible stainless braided PTFE lines follows the path of the original equipment lines. In many instances, in-line locating tabs and mounting brackets are utilised to ensure proper fitment and eliminate the threat of damage. We have recreated these locators to fit our 600-Series Hose and use them on our complete Bolt On Brake Line Kits. They have been designed to fit specific applications.

BTL-300/310

LINE LOCATOR



PART NO.	MAT	APPLICATION	TO SUIT
BTL-300	P	MAZDA MITSUBISHI	600-03
BTL-300	C	MAZDA MITSUBISHI	600-03
BTL-310	P	MAZDA MITSUBISHI	600-03 COVERED
BTL-310	C	MAZDA MITSUBISHI	600-03 COVERED

17MM HEX WITH ONE ROUNDED CORNER

BTL-303/313

LINE LOCATOR



PART NO.	MAT	APPLICATION	TO SUIT
BTL-303	P	TOYOTA	600-03
BTL-303	C	TOYOTA	600-03
BTL-313	P	TOYOTA	600-03 COVERED
BTL-313	C	TOYOTA	600-03 COVERED

SINGLE LOCATING TAB

BTL-304/314

LINE LOCATOR



PART NO.	MAT	APPLICATION	TO SUIT
BTL-304	P	NISSAN, GM	600-03
BTL-304	C	NISSAN, GM	600-03
BTL-314	P	NISSAN, GM	600-03 COVERED
BTL-314	C	NISSAN, GM	600-03 COVERED

19MM HEX WITH SILICONE INSERT

BTL-305/315

LINE LOCATOR



PART NO.	MAT	APPLICATION	TO SUIT
BTL-305	P	MAZDA	600-03
BTL-305	C	MAZDA	600-03
BTL-315	P	MAZDA	600-03 COVERED
BTL-315	C	MAZDA	600-03 COVERED

19MM HEX WITH SILICONE INSERT

BTL-306/316

LINE LOCATOR



PART NO.	MAT	APPLICATION	TO SUIT
BTL-306	P	SUBARU	600-03
BTL-306	C	SUBARU	600-03
BTL-316	P	SUBARU	600-03 COVERED
BTL-316	C	SUBARU	600-03 COVERED

19MM HEX WITH SILICONE INSERT

BTL-307/317

LINE LOCATOR



PART NO.	MAT	APPLICATION	TO SUIT
BTL-307	P	TOYOTA	600-03
BTL-307	C	TOYOTA	600-03
BTL-317	P	TOYOTA	600-03 COVERED
BTL-317	C	TOYOTA	600-03 COVERED

17MM HEX WITH OPPOSITE ROUNDED CORNERS

BTL-308/318

LINE LOCATOR



PART NO.	MAT	APPLICATION	TO SUIT
BTL-308	P	SUBARU	600-03
BTL-318	P	SUBARU	600-03 COVERED

17MM HEX WITH 10MM CLIP GROOVE

BTL-301/311

LINE LOCATOR



PART NO.	MAT	APPLICATION	TO SUIT
BTL-301NY	NY	HONDA, ACURA, ROVER, MG	600-03
BTL-311NY	NY	HONDA, ACURA, ROVER, MG	600-03 COVERED

SINGLE LOCATING TAB

BTL-302/312

LINE LOCATOR



PART NO.	MAT	APPLICATION	TO SUIT
BTL-302NY	NY	HONDA, ACURA, ROVER, MG	600-03
BTL-312NY	NY	HONDA, ACURA, ROVER, MG	600-03 COVERED

DOUBLE LOCATING TAB

BTL-321

LINE LOCATOR



PART NO.	MAT	APPLICATION	TO SUIT
BTL-321	P	PROTON	600-03 COVERED

BTL-322

LINE LOCATOR



PART NO.	MAT	APPLICATION	TO SUIT
BTL-322	P	VOLKSWAGON GOLF MK5	600-03

Material Key

B: Brass, C:Stainless Steel, CH:Chrome Plated, D:Aluminium,
DE: Electroless Nickel, P:Zinc Plated Carbon Steel, T:Titanium

Banjo Bolts

Fitting Type :
Bolt
Application :
Brake / Clutch
To Suit Hose :
600 series
Material : P, CH, C, D

Manufactured to exacting specifications to ensure an accurate fit to our Banjo Hose Ends every time, the Goodridge range of Banjo Bolts covers all possible applications. They are available in a wide range of materials, colours, lengths and threads.

Long bolts are for use with 5091, 5095, 5096.

Under hex length:

Short: 18mm (S) Single: 20mm

Single Long: 25mm (L)

Double: 30mm Double Long: 40mm

775

SINGLE BANJO BOLT UNF



PART NO.	MATERIAL	JIC/UNF THREAD
775-02	C	5/16 X 24
775-03-02	P	5/16 X 24
775-03	C, CH, D, P	3/8 X 24
775-03L	C, CH, P	3/8 X 24
775-04	C, D, P	7/16 X 20
775-04L	C, D, P	7/16 X 20
775-44	P, C, CH	7/16 X 24

992

SINGLE BANJO BOLT METRIC



PART NO.	MATERIAL	METRIC THREAD
992-02-21	C	M8 X 1.0
992-02-22	C, P	M8 X 1.25
992-03-21	C	M8 X 1.0
992-03-22	C	M8 X 1.25
*992-03-31	C, CH, P, D	M10 X 1.0
992-03-31L	C, P	LONG M10 X 1.0
992-03-31S	C, P	SHORT M10 X 1.0
*992-03-32	C, CH, P, D	M10 X 1.25
992-03-32L	C, P	LONG M10 X1.25
992-03-35	P	M10 X 1.5
992-04-M12	C, CH, D	M12 X 1.5
992-04-M121	D, P	M12 X 1.0
992-04-M121S	P	SHORTM 12 X 1.0
992-04-M122	D, P	M12 X 1.25
992-04-32	C	M10 X 1.25

1012

SINGLE BANJO BOLT BSP



PART NO.	MATERIAL	BSP THREAD
1012-03	P, C	1/8 BSP
1012-04	P	1/4 BSP

993

DOUBLE BANJO BOLT METRIC



PART NO.	MATERIAL	METRIC THREAD
*993-03-31	C, CH, D, P	10 X 1.00MM
993-03-31L	P, C	10 X 1.00MM
993-03-31S	P, D	10 X 1.00MM
*993-03-32	C, CH, D, P	10 X 1.25MM
993-04-32	C	10 X 1.25MM

773

DOUBLE BANJO BOLT UNF



PART NO.	MATERIAL	UNF THREAD
773-03	C, CH, D, P	3/8 X 24
773-03L	P, CH	3/8 X 24
773-44	P, CH	7/16 X 24
773-44L	P, CH	7/16 X 24

1013

DOUBLE BANJO BOLT BSP



PART NO.	MATERIAL	BSP THREAD
1013-03	P, C, CH	1/8 BSP

BL775

SINGLE BRAKELIGHT BANJO BOLT UNF



PART NO.	MATERIAL	THREAD
BL775-03	C	3/8 X 24
BL775-44	C	7/16 X 24

BL992

SINGLE BRAKELIGHT BANJO BOLT METRIC



PART NO.	MATERIAL	THREAD
BL992-31	C	10 X 1.00MM
BL992-32	C	10 X 1.25MM
BL992-31S	C	10 X 1.00MM (18.5MM U/HEX)

BL993

DOUBLE BRAKELIGHT BANJO BOLT METRIC



PART NO.	MATERIAL	THREAD
BL993-31	C	10 X 1.00MM
BL993-32	C	10 X 1.25MM
BL993-31S	C	10 X 1.00MM (28MM U/HEX)

992_31LC

SINGLE BANJO BOLT METRIC



PART NO.	MATERIAL	THREAD
992_31LC_KUL	C	10 X 1.00MM

STAINLESS STEEL BANJO BOLT TO ACCEPT A KULITE PRESSURE SENSOR (IDEAL FOR MASTER CYLINDER APPLICATIONS)

Bleed Nipple Banjo Bolts & Nipples

Fitting Type :

Bolt

Application :

Brake / Clutch

To Suit Hose :

600 series

Material : P, CH, C

Goodridge developed Bleed Nipple Banjo Bolts in response to concerns about the length of time required to bleed hydraulic systems. Our design allows the installer to bleed the system at the source of the problem, at the master cylinder where the air is located. Use of our proprietary design allows the installer to burp the hydraulic system, ensuring safe and efficient bleeding.

775BN

SINGLE BANJO BOLT WITH BLEED NIPPLE UNF



PART NO.	MATERIAL	UNF THREAD
775-03BN	C, P	3/8 X 24

992BN

SINGLE BANJO BOLT WITH BLEED NIPPLE METRIC



PART NO.	MATERIAL	METRIC THREAD
992-31BN	C, P	10 X 1.00MM
992-32BN	C, P	10 X 1.25MM

773BN

SINGLE BANJO BOLT WITH BLEED NIPPLE UNF



PART NO.	MATERIAL	UNF THREAD
773-03BN	C, P	3/8 X 24

993BN

BLEED NIPPLE DOUBLE BANJO BOLT METRIC



PART NO.	MATERIAL	METRIC THREAD
993-31BN	C, P	10 X 1.00MM
993-32BN	C, P	10 X 1.25MM

Bleed Nipples

Fitting Type :

Bleed Nipple

Application :

Brake systems

To Suit Hose :

600 series

Material : P, C

Goodridge provide a wide range of bleed nipples in many thread configurations to suit every common application.

BN704

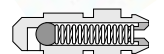
BLEED NIPPLE METRIC UNF



PART NO.	MATERIAL	UNF THREAD
BN704	P, C	1/4 X 28

BNSB

SPEED BLEEDER



CROSS SECTION

PART NO.	MATERIAL	THREAD
BN506PSB	P	3/8 X 24
BN507PSB	P	7 X 1.00MM
BN508PSB	P	8 X 1.25MM
BN510PSB	P	10 X 1.00MM
BN512PSB	P	10 X 1.25MM
BN561PSB	P	6 X 1.00MM
BN704PSB	P	1/4 X 28

BN506

BLEED NIPPLE UNF



PART NO.	MATERIAL	UNF THREAD
BN506	P	3/8 X 24

BN507

BLEED NIPPLE METRIC



PART NO.	MATERIAL	METRIC THREAD
BN507	P, C	7 X 1.00MM

BN508

BLEED NIPPLE METRIC



PART NO.	MATERIAL	METRIC THREAD
BN508	P, C	8 X 1.25MM

BN510

BLEED NIPPLE METRIC



PART NO.	MATERIAL	METRIC THREAD
BN510	P	10 X 1.00MM

BN-CAP

BLEED NIPPLE CAP



PART NO.
BN-CAP

Material Key

B: Brass, C: Stainless Steel, CH: Chrome Plated, D: Aluminium,
DE: Electroless Nickel, P: Zinc Plated Carbon Steel, T: Titanium

Special Application Block Adaptors

Fitting Type :
Block Adaptor
Application :
Brake systems
To Suit Hose :
600 series
Material : B, C, P

Goodridge have a constantly developing range of special adaptors to ensure your brakeline kit fits correctly easily and safely. Block adaptors can be bought separately to assist you when routing your brake hose system.

G105A		TEE ADAPTOR WITH -03 LEG WITH 7/16 LOCATOR HOLE	
PART NO.	MATERIAL	THREAD A	
G105A	B	3/8 X 24 INV	
G105AE	B	3/8 X 24 INV	
G105A-44	B	7/16 X 24 INV	
G105-31A	B	M10 X 1.00 INV	

APPLICATION MUSTANG/CHEROKEE

G106A		ANGLED BANJO ADAPTOR SQUARE HEAD	
PART NO.	MATERIAL	HOLE SIZE	
G106A	B	3/8	
G1067A	B	7/16	

APPLICATION FORD

G115		REAR TEE BLOCK GM	
PART NO.	MATERIAL	THREAD	
G115	B	M10 X 1.00 FEMALE 3/8 X 24 MALE	

APPLICATION CHEVROLET

G107		TEE BLOCK BRASS		
PART NO.	MATERIAL	THREAD A	THREAD B	
G107	B	1/8 NPTM	3/8 X 24INV	

SP-202		MOTORCYCLE ELBOW FEMALE CONVEX SEAT		
PART NO.	MATERIAL	THREAD A		
SP-202	C	10 X 1.00MM		

HONDA /BMW/ CBS BRAKING SYSTEMS

SP-203		MOTORCYCLE TEE FEMALE CONVEX SEAT		
PART NO.	MATERIAL	THREAD A		
SP-203	C	10 X 1.00MM		

S760		STRAIGHT FEMALE LOCATOR CONVEX SEAT		
PART NO.	MATERIAL	METRIC THREAD		
S760-03-31	P, C	10 X 1.00MM		

TOYOTA

Harley - Special Application Parts - *continued overleaf*

Fitting Type :
Harley Special Adaptors
Application :
Brake
To Suit Hose :
600 series
Material : C, CH

The Goodridge range of brake components extends to cover all Harley Davidson Brakelines including stock or modified bikes. They are included in our complete Bolt On Brake Line Kits, but are available separately. Each is finished in either chrome plated steel or polished stainless steel, giving the desired look for even the most particular owner.

MCHD-011		-03 MALE BRAKE LIGHT SWITCH BODY NO BRACKET		
PART NO.	MAT	JIC/UNF THREAD		
MCHD-011	C	1/8 NPT FEM / -3 MALE		
MCHD-014	CH	1/8 NPT FEM / -3 MALE		

MCHD-007		-03 BRAKE SWITCH BODY		
PART NO.	MAT	JIC/UNF THREAD		
MCHD-007	C	1/8 NPT FEM / -3 MALE		

MCHD-015		-03 MALE BRAKELIGHT SWITCH BODY		
PART NO.	MAT	THREAD		
MCHD-015	CH	1/8 NPT FEM / -03 MALE		

MCHD-016		-03 MALE BRAKELIGHT SWITCH BODY		
PART NO.	MAT	JIC/UNF THREAD		
MCHD-016	CH	1/8 NPT FEM / -03 MALE		


MCHD-002		-3 BRAKELIGHT SWITCH BODY NO BRACKET		
PART NO.	MAT	THREAD		
MCHD-002	C	1/8 NPT FEM		
SMCHD-002	C	1/8 NPT FEM		

MCHD-010C		-03 MALE BRAKELIGHT SWITCH BODY		
PART NO.	MAT	THREAD		
MCHD-010C	C	1/8 NPT FEM		
MCHD-010	CH	1/8 NPT FEM		

Harley - Special Application Parts - *continued*


MCHD-003 BRAKELIGHT SWITCH BODY

PART NO.	MAT	THREAD
MCHD-003	C	1/8 NPT FEM




MCHD-004 -3 BRAKELIGHT SWITCH BODY W/ GEARBOX BRACKET

PART NO.	MAT	THREAD
MCHD-004	C	1/8 NPT FEM




MCHD-017C -03 MALE BRAKELIGHT SWITCH BODY

PART NO.	MAT	THREAD
MCHD-017C	C	1/8 NPT FEM




S666 S BEND ADAPTOR

PART NO.	MAT	THREAD
S666-03	CH	-3 TAIL TO 3/8 X 24 I.F.
666-03	CH	-3 TAIL TO 3/8 X 24 I.F.




S6150 150° ADAPTOR

PART NO.	MAT	THREAD
S6150-03	CH	-3 TAIL TO 3/8 X 24 I.F.
6150-03	CH	-3 JIC TAIL 3/8 X 24 I.F.




S690 90° ADAPTOR

PART NO.	MAT	THREAD
S690-03	CH	-3 TAIL TO 3/8 X 24 I.F.
690-03	CH	-3 JIC TAIL TO 3/8 X 24 I.F.




S691 90° ADAPTOR LONG

PART NO.	MAT	JIC/UNF THREAD
S691-03	CH	-3 TAIL TO 3/8 X 24 I.F.
691-03	CH	-3 JIC TAIL TO 3/8 X 24 I.F.




S660 60° ADAPTOR

PART NO.	MAT	JIC/UNF THREAD
S660-03	CH	-3 TAIL TO 3/8 X 24 I.F.
660-03	CH	-3 JIC TAIL TO 3/8 X 24 I.F.




S646 45° ADAPTOR

PART NO.	MAT	JIC/UNF THREAD
S646-03	CH	-3 TAIL TO 3/8 X 24 I.F.
646-03	CH	-03 AN TO 3/8 X 24 I.F.




MCHD-001 TEE BAR

PART NO.	MAT	JIC/UNF THREAD
MCHD-001	CH	3/8 X 24 FEM




MCHD-005 45° FEMALE BANJO ADAPTOR

PART NO.	MAT	THREAD A	TO SUIT BOLT
MCHD-005	CH	3/8 X 24	3/8, 10MM



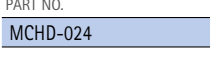
MCHD-006 FRONT BRAKE TEE

PART NO.	MAT	JIC/UNF THREAD
MCHD-006	CH	3/8 X 24 I.F.



MCHD-024 V-ROD MASTER TO TEE


PART NO.	MATERIAL	UNF THREAD
MCHD-024	CH	3/8 X 24 FEMALE PORTS



773 DOUBLE/SINGLE BANJO BOLT


PART NO.	MAT	THREAD
773-03	C CH, P	3/8 X 24
775-03	C, CH, P	3/8 X 24
775-44	C, CH, P	7/16 X 24

SINGLE 20MM
DOUBLE 30MM
LONG DOUBLE 40MM




BL775 BRAKELIGHT BOLT

PART NO.	MATERIAL	UNF THREAD
BL775-03	C	3/8 X 24
BL775-44	C	7/16 X 24




592 STRAIGHT BANJO ADAPTOR

PART NO.	MATERIAL	THREAD	TO SUIT BOLT
592-03	CH	3/8 X 24	3/8, 10MM
592-03-04	CH	3/8 X 24	7/16
592-03-M12	CH	3/8 X 24	12MM




593 30° BANJO ADAPTOR

PART NO.	MATERIAL	THREAD	TO SUIT BOLT
593-03	CH	3/8 X 24	3/8, 10MM
593-03-04	CH	3/8 X 24	7/16
593-03-M12	CH	3/8 X 24	12MM



599 90° BANJO ADAPTOR

PART NO.	MATERIAL	THREAD	TO SUIT BOLT
599-03	CH	3/8 X 24	3/8, 10MM
599-03-04	CH	3/8 X 24	7/16



Material Key

B: Brass, C:Stainless Steel, CH:Chrome Plated, D:Aluminium,
DE: Electroless Nickel, P:Zinc Plated Carbon Steel, T:Titanium

Harley Davidson Re-usable / Swaged Oil Line Fittings

Fitting Type :
Re-usable / Swaged
Application :
Harley Oil Lines
To Suit Hose :
600-06
Material : CH

A full and constantly developing range of special adaptors to ensure your oil lines fit correctly easily and safely.

These unique Goodridge oil line fittings have been designed specifically to suit Harley Davidson, and attach easily to the existing connection.

Simple to use, for the professional finish.

HD0100CH

RE-USABLE HARLEY OIL TANK FITTING



PART NO.	MAT	TO SUIT HOSE
HD0100CH	CH	600-06

HD0103CH

RE-USABLE STRAIGHT MALE



PART NO.	MAT	THREAD	TO SUIT HOSE
HD0103CH	CH	1/8 NPT	600-06
HD0104CH	CH	1/4 NPT	600-06

HD4503CH

45° RE-USABLE FORGED FEMALE



PART NO.	MAT	THREAD	TO SUIT HOSE
HD4503CH	CH	1/8 NPT	600-06

HD9003CH

90° FORGED MALE RE-USABLE



PART NO.	MAT	THREAD	TO SUIT HOSE
HD9003CH	CH	1/8 NPT	600-06

HD0200CH

SWAGE STRAIGHT OIL TANK FITTING



PART NO.	MAT	TO SUIT HOSE
HD0200CH	CH	600-06

HD0203CH

SWAGE STRAIGHT



PART NO.	MAT	THREAD	TO SUIT HOSE
HD0203CH	CH	1/8 NPT	600-06
HD0204CH	CH	1/4 NPT	600-06

HD4203CH

45° FORGED MALE SWAGE



PART NO.	MAT	THREAD	TO SUIT HOSE
HD4203CH	CH	1/8 NPT	600-06

HD9203CH

90° FORGED MALE SWAGE



PART NO.	MAT	THREAD	TO SUIT HOSE
HD9203CH	CH	1/8 NPT	600-06

Fuel Injection Lines for Twin Cam Evolution Engines

Part No.
HDFL-005

Application :
Fuel Injection


Material / Construction :
Constructed From Chrome Plated Steel Fittings Swaged Onto a Stainless Steel Braided Hose With a PTFE Smoothbore Liner

With the advent of fuel injected systems for Harley Davidson, we recognised the need for cosmetically appealing fuel injection lines. These unique, Patent Pending fittings utilise an ingenious new style of swivelling Banjo Bolt, secured by double O-rings and a Flush Mount Clip. The Banjo Hose Ends are machined, bent and finished utilising the proprietary manufacturing techniques developed by Goodridge engineers. These fittings are securely attached to our stainless braided PTFE Smoothbore Hose, which accepts all fuels. The combination of pinpoint engineering and an understanding of market demands allow Goodridge to continue offering new products at the forefront of technology.


Constructed From Chrome Plated Steel Fittings Swaged Onto Stainless Steel Braided Hose With PTFE Smoothbore Liner




Engine Take offs


	MCC			COOLER TAKE-OFF FOR GSXR 750/1100 J,K,L,M
	PART NO.	MAT	THREAD	
	MCC-001	D	3/4 X 16	


TWO PART ITEM


	MCC			CAM COOLER TAKE-OFF FOR GSXR 750/1100
	PART NO.	MAT	THREAD	
	MCC-002	D	9/16 x 18	


THREE PART ITEM


	MCC			ZEPHYR 1100 OIL COOLER TAKE-OFF
	PART NO.	MAT	THREAD	
	MCC-004	D	3/4 X 16	


	MCC			ZEPHYR 1100 OIL COOLER TAKE-OFF (OFF SET HOLES)
	PART NO.	MAT	THREAD	
	MCC-005	D	3/4 X 16	

	MCC-003			XJR 1300 COOLER TAKE-OFF
	PART NO.	MAT	THREAD	
	MCC-003	D	7/8 x 14	


	MCC-006			XJR 1300 ENG TAKE-OFF
	PART NO.	MAT	THREAD	
	MCC-006	D	7/8 x 14	


	MCC-009			SUZUKI GSX 1400 ENGINE OIL TAKE OFF
	PART NO.	MAT	THREAD	
	MCC-009	D	3/4 x 16	


	MCC			ZEPHYR 550/750 OIL COOLER TAKE-OFF
	PART NO.	MAT	THREAD	
	MCC-008	D	9/16 x 18	


	MCB			MALE CRANK CASE BREATHER PLUG
	PART NO.	MAT	THREAD	
	MCB-002	D	3/4 X 16	

OR6290-06 O RINGS X2 REQUIRED

	MCB			MCB 002 REQUIRED ON THE FOLLOWING EXCEPT MCB 007 AND MCB 008
	PART NO.	DESCRIPTION		
	MCB-003	M20 GSX 1000 LATE,GSXR 750/1100		
	MCB-004	M30 GS 1000, GPZ, ZEPHYR,Z900/1000		
	MCB-005	YAMAHA COARSE THREAD		
	MCB-006	YAMAHA FINE THREAD		
	MCB-007	CBR 600 EARLY, CBR 1000		
	MCB-008	CBR 600 LATE, CBR 900 ZXR		

	MCC-001A			COOLER TAKE OFF FOR 1200 BANDIT
	PART NO.	MAT	THREAD	
	MCC-001A	D	3/4 X 16	

	MCC-010			HONDA BLACKBIRD / X11 OIL COOLER TAKE-OFF
	PART NO.	MAT	THREAD	
	MCC-010	D	9/16 x 18	

	MCC-011			HONDA BLACKBIRD / X11 ENGINE TAKE-OFF
	PART NO.	MAT	THREAD	
	MCC-011	D	9/16 x 18	

Material Key

B: Brass, C: Stainless Steel, CH: Chrome Plated, D: Aluminium,
DE: Electroless Nickel, P: Zinc Plated Carbon Steel, T: Titanium

600 Series Hose

Application :
Fuel, Oil, Water, Dampers

Material / Construction :
Outer cover Corrosion and fire resistant Stainless steel braid and a PTFE inner tube compatible with all fluids

Optional Covering :
Carbon look or Clear coated

Please Note:
Other hose sizes are available with coatings by special request.
Anti static used in sizes dash 4 upwards.



PART NO	BORE SIZE		PTFE WALL		BRAID O/D		COVER WALL		WORKING PRES		BURST PRES		WEIGHT		TEMPERATURE		MIN BEND RADIUS	
	MM	INCH	MM	INCH	MM	INCH	MM	INCH	BAR	PSI	BAR	PSI	KG/M	LB/FT	MIN	MAX	MM	INCH
600-04	5.0	0.197	0.76	0.030	7.65	0.301	-	-	270	3916	810	11748	0.075	0.05	-70°C (-94°F)	260°C (500°F)	50	1.968
600-05	6.3	0.248	0.76	0.030	8.9	0.350	-	-	230	3335	690	10007	0.105	0.07	-70°C (-94°F)	260°C (500°F)	70	2.755
600-05CB	6.3	0.248	0.76	0.030	8.9	0.350	0.50	0.019	230	3335	690	10007	0.123	0.08	-20°C (-4°F)	85°C (185°F)	70	2.755
600-05CL	6.3	0.248	0.76	0.030	8.9	0.350	0.50	0.019	230	3335	690	10007	0.123	0.08	-20°C (-4°F)	85°C (185°F)	70	2.755
600-06	8.2	0.323	0.76	0.030	11.15	0.439	-	-	210	3045	630	9137	0.135	0.09	-70°C (-94°F)	260°C (500°F)	100	3.937
600-08	10.6	0.417	0.76	0.030	12.75	0.502	-	-	180	2610	540	7832	0.149	0.1	-70°C (-94°F)	260°C (500°F)	130	5.118
600-10	13.6	0.535	0.76	0.030	16.35	0.641	-	-	140	2030	420	6091	0.210	0.14	-70°C (-94°F)	260°C (500°F)	150	5.905

600 High Pressure Series (HP)

Application :
Power Steering, Hydraulic, Active Diff

Material / Construction :
Outer cover Corrosion and fire resistant Stainless steel braid with Aramid fibre braid / PTFE inner tube compatible with fluids.
Anti static used in sizes dash 4 to -8

Goodridge again answers the call of the world's top motorsports engineers, by developing a new high pressure hose that is significantly lighter in weight and offering superior flexibility

without any compromise to operating pressure ranges. Our 600HP Series combines a smooth bore PTFE inner core with an inner braid of tightly woven Aramid Fibre and an outer braid of high tensile, 304 grade

stainless steel. This makes for the world's lightest and most flexible high pressure hose, suitable for applications such as Gear Box Control Systems and Power Steering.



PART NO	BORE SIZE		PTFE WALL		BRAID O/D		WORKING PRES		BURST PRES		WEIGHT		TEMPERATURE		MIN BEND RADIUS	
	MM	INCH	MM	INCH	MM	INCH	BAR	PSI	BAR	PSI	KG/M	LB/FT	MIN	MAX	MM	INCH
600-04HP	5.1	0.200	0.76	0.030	8.9	0.350	375	5439	1500	21756	0.119	0.08	-70°C (-94°F)	260°C (500°F)	45	1.771
600-06HP	8.2	0.335	0.76	0.030	12.3	0.484	325	4714	1300	18855	0.164	0.11	-70°C (-94°F)	260°C (500°F)	70	2.755
600-08HP	10.6	0.417	0.76	0.030	14.8	0.583	250	3626	1000	14504	0.193	0.13	-70°C (-94°F)	260°C (500°F)	90	3.543

Re-usable Fittings for 600 Hose

Fitting Type :
Re-usable
Application :
Fuel, Oil, Water, Dampers

To Suit Hose :
600 series
Material : P, D
Colour : D

Smoothbore PTFE hose assemblies can provide the most economic, efficient and lightweight solution to Fuel and Oil transfer systems. We have developed an easy to assemble range of fittings for these applications. PTFE gives a vapour free environment where fuel lines run through the interior of the vehicle.

5091		STRAIGHT BANJO	
PART NO.	MATERIAL	TO SUIT BOLT	
5091-06	D	-06, M14	
5091-08	D	-08, M22	

6001		STRAIGHT FEMALE	
PART NO.	MATERIAL	THREAD	
6001-06	P, D	9/16 X 18	
6001-06-M16	D	16 X 1.50MM	
6001-08	P, D	3/4 X 16	

6045		45° FORGED FEMALE	
PART NO.	MATERIAL	THREAD	
6045-06	D	9/16 X 18	
6045-06-M12	D	12 X 1.50MM	
6045-06-M14	D	14 X 1.50MM	
6045-06-M16	D	16 X 1.50MM	
6045-08	D	3/4 X 16	

6046		45° SWEPT TUBE FEMALE	
PART NO.	MATERIAL	THREAD	
6046-06	P, D	9/16 X 18	
6046-08	P, D	3/4 X 16	

6090		90° FORGED FEMALE	
PART NO.	MATERIAL	THREAD	
6090-06	D	9/16 X 18	
6090-06-M12	D	12 X 1.50MM	
6090-06-M16	D	16 X 1.50MM	
6090-08	D	3/4 X 16	

6091		90° SWEPT TUBE FEMALE	
PART NO.	MATERIAL	JIC/UNF THREAD	
6091-06	P, D	9/16 X 18	
6091-08	D	3/4 X 16	

6120		120° SWEPT TUBE FEMALE	
PART NO.	MATERIAL	JIC/UNF THREAD	
6120-06	D	9/16 X 18	
6120-08	D	3/4 X 16	

6150		150° SWEPT TUBE FEMALE	
PART NO.	MATERIAL	JIC/UNF THREAD	
6150-06	D	9/16 X 18	
6150-08	D	3/4 X 16	

6180		180° SWEPT TUBE FEMALE	
PART NO.	MATERIAL	JIC/UNF THREAD	
6180-06	D	9/16 X 18	
6180-08	D	3/4 X 16	

Replacement Sockets and Olives for 600 Hose

To Suit Hose :
600 series
Material : B, D

1205		OLIVE	
PART NO.	MATERIAL		
1205-06	B, D		
1205-08	B, D		

1206		SOCKET	
PART NO.	MATERIAL		
1206-06	D		
1206-08	D		

Material Key

B: Brass, C:Stainless Steel, CH:Chrome Plated, D:Aluminium,
DE: Electroless Nickel, P:Zinc Plated Carbon Steel, T:Titanium

Swage/Crimp Fittings for: 600 and 600 High Pressure Hose

Fitting Type :

Swage / Crimp

Application :

Hydraulics, Power Steering, Fuel, Oil,
Water, Methanol

To Suit Hose :

600, 600HP

Material : C, D, P,

Please note:

For 600 series medium pressure use
medium pressure collar (CMP)

For 600 series high pressure use high
pressure collar (CHP)

Aluminium fittings are not
recommended for use with HP hose

This newly engineered range of Crimp Tail
Hose Ends, utilises the world's strongest
and lightest materials, and is designed
to withstand operating conditions and
working environments found in both
medium and high pressure applications.
The fittings are designed to work with
both 600 medium pressure and 600 high
pressure hose. These fittings combine
precise engineering tolerances, excellent
strength, durability and the lightest possible
method of attachment. Available in all
popular configurations, these fittings are
found in world motorsport, military artillery,
production automobiles and industrial
machinery.

S6001

STRAIGHT FEMALE MEDIUM/HIGH PRESSURE CONCAVE



PART NO.	MATERIAL	JIC/UNF THREAD
S6001-04	C, P, D	7/16 X 20
S6001-06	C, P, D	9/16 X 18
S6001-08	C, D	3/4 X 16

S6046

45° SWEPT TUBE FEMALE MEDIUM/HIGH PRESSURE CONCAVE



PART NO.	MATERIAL	JIC/UNF THREAD
S6046-04	C, P, D	7/16 X 20
S6046-06	C, D	9/16 X 18
S6046-08	C, D	3/4 X 16

S5091

STRAIGHT BANJO MEDIUM/HIGH PRESSURE



PART NO.	MATERIAL	TO SUIT BOLT
S5091-04	C, D, P	775-04
S5091-06-M12	D, P	992-06-M12
S5091-08	D	775-08

S6091

90° SWEPT TUBE FEMALE MEDIUM/HIGH PRESSURE



PART NO.	MATERIAL	JIC/UNF THREAD
S6091-04	C, D, P	7/16 X 20
S6091-06	C, D, P	9/16 X 18
S6091-08	C, D	3/4 X 16

S6120

120° SWEPT TUBE FEMALE MEDIUM/HIGH PRESSURE



PART NO.	MATERIAL	THREAD
S6120-04	C	7/16 X 20

S6150

150° SWEPT TUBE FEMALE MEDIUM/HIGH PRESSURE



PART NO.	MATERIAL	THREAD
S6150-04	C	7/16 X 20

S6180

180° SWEPT TUBE MEDIUM/HIGH PRESSURE



PART NO.	MATERIAL	THREAD
S6180-04	C	7/16 X 20

RC600

COLLARS TO SUIT 600 SERIES HOSE MEDIUM PRESSURE



PART NO.	MATERIAL	TO SUIT
RC600-04CMP	C	600-04
RC600-05CMP	C	600-05
RC600-06CMP	C	600-06
RC600-08CMP	C	600-08
RC600-10CMP	C	600-10

RC600

TO SUIT 600 SERIES HOSE HIGH PRESSURE



PART NO.	MATERIAL	TO SUIT
RC600-04CHP	C	600-04HP
RC600-06CHP	C	600-06HP
RC600-08CHP	C	600-08HP
RC600-10CHP	C	600-10HP

S5092

BANJO WITH INTEGRAL SWIVEL TO SUIT
600 SERIES HOSE MEDIUM PRESSURE



PART NO.	MATERIAL	METRIC THREAD
S5092-05-M10CSW	C	10 X 1.00MM
S5092-05-M10PSW	P	10 X 1.00MM

A close-up, monochromatic photograph of a complex industrial fluid transfer system. The image features a dense network of pipes, hoses, and fittings. In the foreground, a braided metal hose is prominent, showing its intricate woven texture. The background is filled with various components, including smooth pipes and circular elements, all rendered in shades of blue and grey, creating a sense of depth and technical precision. The lighting highlights the metallic surfaces and the complex geometry of the system.

performance fluid transfer systems



200, 210 Series Braided Nitrile Hose and Fittings

Section:04

200 Series Hose

Application :

Fuel, Oil, Coolants, Methanol, Water

Material / Construction :

Integral stainless steel reinforced synthetic rubber with hi-tensile outer stainless steel braid

Please Note:

Not to be used for fuel use inside a cockpit.

Goodridge 200 Series hose is the premier stainless steel braided nitrile hose. Designed to Goodridge's exacting specifications and exclusively manufactured for Goodridge, this hose has been supplied to motorsport racing champions for many years. 200 Hose is designed for use with a wide range of re-usable aluminium hose ends and provides essential protection and resistance to high pressure, temperature, vibration, fire risks and chafing. It is constructed of a seamless synthetic CPE inner with an integral stainless steel braid and a high tensile stainless steel outer braid. 200 Series hose has the

highest corrosion and fire resistance threshold of any stainless braided nitrile hose available. It can be used with all synthetic lubricants, fuels, oils, coolants and alcohols including methanol and nitromethane.

This hose is perfectly manufactured

for efficient and reliable use with 136, 1136, 236, 336 and 2776 Series Hose Ends. The traditional racing hose.



PART NO	BORE SIZE		BRAID OD		WORKING PRES		BURST PRES		WEIGHT		TEMPERATURE RANGE		MIN BEND RADIUS	
	MM	INCH	MM	INCH	BAR	PSI	BAR	PSI	KG/M	LB/FT	MIN	MAX	MM	INCH
200-04	5.56	0.219	11.13	0.438	69	1000	414	6000	0.167	0.112	-46°C (-51°F)	150°C (302°F)	50.80	2.00
200-05	6.25	0.250	12.50	0.500	69	1000	414	6000	0.184	0.123	-46°C (-51°F)	150°C (302°F)	56.25	2.25
200-06	8.73	0.344	13.89	0.547	69	1000	414	6000	0.201	0.135	-46°C (-51°F)	150°C (302°F)	63.50	2.50
200-07	9.38	0.380	15.63	0.625	69	1000	345	5000	0.236	0.158	-46°C (-51°F)	150°C (302°F)	76.20	2.75
200-08	11.12	0.438	16.28	0.641	69	1000	345	5000	0.271	0.182	-46°C (-51°F)	150°C (302°F)	88.90	3.50
200-10	14.27	0.562	20.24	0.797	69	1000	345	5000	0.348	0.234	-46°C (151°F)	150°C (302°F)	101.60	4.00
200-12	17.47	0.688	23.82	0.928	69	1000	259	3750	0.421	0.283	-46°C (-51°F)	150°C (302°F)	114.30	4.50
200-16	22.22	0.875	29.36	1.156	52	750	172	2500	0.552	0.377	-46°C (-51°F)	150°C (302°F)	139.70	5.50
200-20	28.70	1.125	36.49	1.437	35	500	138	2000	0.732	0.492	-46°C (-51°F)	150°C (302°F)	203.20	8.00
200-24	34.92	1.375	43.28	1.704	17	250	138	2000	1.000	0.672	-46°C (-51°F)	150°C (302°F)	228.00	9.00
200-28	38.10	1.500	46.99	1.850	21	300	82	1200	1.190	0.800	-46°C (-51°F)	150°C (302°F)	254.00	10.00
200-32	45.24	1.781	53.19	2.094	14	200	82	1200	1.339	0.900	-46°C (-51°F)	150°C (302°F)	317.50	12.50

210 Series Hose

Application :

Fuel, Oil, Coolants, Methanol, Water

Material / Construction :

Integral stainless steel reinforced synthetic rubber with lightweight outer fibre braid

Please Note:

Not to be used for fuel use inside a cockpit.

210 series is a new development, based on the conventional 200 series stainless steel braided Nitrile hose, widely used in all forms of racing.

The 210 series has a lightweight fibre braid, with high abrasion resistance, and is ideal for breather hoses, or oil and water circuits. It is the perfect solution as a lightweight alternative to 200 series, where the robust stainless steel braid is not necessary, and weight saving is paramount



PART NO	BORE SIZE		BRAID OD		WORKING PRES		BURST PRES		WEIGHT		TEMPERATURE RANGE		MIN BEND RADIUS	
	MM	INCH	MM	INCH	BAR	PSI	BAR	PSI	KG/M	LB/FT	MIN	MAX	MM	INCH
210-04	5.56	0.219	11.17	0.44	34	500	138	2000	0.112	0.075	-40°C (-40°F)	148.9°C (300°F)	50.8	2.00
210-06	8.71	0.343	14.22	0.56	34	500	138	2000	0.141	0.095	-40°C (-40°F)	148.9°C (300°F)	63.5	2.50
210-08	11.13	0.438	17.02	0.67	34	500	138	2000	0.179	0.120	-40°C (-04°F)	148.9°C (300°F)	88.9	3.50
210-10	14.29	0.562	20.83	0.82	34	500	138	2000	0.231	0.155	-40°C (-40°F)	148.9°C (300°F)	101.6	4.00
210-12	17.46	0.688	24.38	0.96	24	350	97	1400	0.372	0.250	-40°C (-40°F)	148.9°C (300°F)	114.3	4.50
210-16	22.23	0.875	29.21	1.15	24	350	97	1400	0.476	0.320	-40°C (40°F)	148.9°C (300°F)	139.7	5.50


Material Key


B: Brass, C: Stainless Steel, CH: Chrome Plated, D: Aluminium, DE: Electroless Nickel, P: Zinc Plated Carbon Steel, T: Titanium


336 / 236 Metric Alloy Hose Fittings for: 200, 210 Series Hose

Fitting Type :
Cutter-style Re-usable
Application :
Fuel, Oil, Coolants, Methanol, Water
To Suit Hose :
200, 210
Material : D

Initially required by our European and Japanese markets, our full range of Metric Hose Ends for 200, 210 Series Hose is second to none. Utilising our exclusive Triple Seal/Double O-ring design all our Metric Hose Ends allow for all alignments with their 360-degree swivel ends. Each has a forged style body, offering that added measure of strength. Metric hose ends eliminate the need for the extra weight of a JIC/Metric adaptor.

336-45	45° FEMALE FORGED BODY SPHERICAL SEAT	
	PART NO.	THREAD
	336-4506M12	M12 X 1.5MM
	336-4506M14	M14 X 1.5MM
	336-4506M16	M16 X 1.5MM
	336-4508M14	M14 X 1.5MM
	336-4508M16	M16 X 1.5MM
	336-4508M18	M18 X 1.5MM

236-01	STRAIGHT FEMALE SPHERICAL SEAT	
	PART NO.	THREAD
	236-0106M12	M12 X 1.5MM
	236-0106M14	M14 X 1.5MM
	236-0106M16	M16 X 1.5MM
	236-0108M14	M14 X 1.5MM
	236-0108M16	M16 X 1.5MM
	236-0108M18	M18 X 1.5MM


336-90	90° FEMALE FORGED BODY SPHERICAL SEAT	
	PART NO.	THREAD
	336-9006M12	M12 X 1.5MM
	336-9006M14	M14 X 1.5MM
	336-9006M16	M16 X 1.5MM
	336-9008M14	M14 X 1.5MM
	336-9008M16	M16 X 1.5MM
	336-90108M18	M18 X 1.5MM


236 JIC Alloy Hose Fittings for : 200, 210 Series Hose


Fitting Type :
Cutter-style Re-usable
Application :
Fuel, Oil, Coolants, Methanol, Water
To Suit Hose :
200, 210
Material : D, H
D = Red and Blue
H = Historic (silver)


The most comprehensive range of lightweight, re-usable alloy hose ends precisely engineered to fit our 200, 210 Series Hose. Our Aerospace standard Triple Seal/Double O-ring nitrile, cutter design ensures a secure, leak free connection every time. All 236, 336 and 1136 Series Hose Ends allow for all time alignment with their 360-degree swivel ends. The 336 Series has forged style bodies, offering that added measure of strength. They are available in bright anodised red and blue, or all silver finish (Historic). Historic fittings available in: Straight 45° 90°, 120°, 150°, 180° available upon request.





236-01	STRAIGHT FEMALE		
	PART NO.	TO SUIT HOSE	JIC/UNF THREAD
	236-0106	200-06	9/16 X 18
	236-0106DV	200-06	9/16 X 18 INV
	236-0108	200-08	3/4 X 16
	236-0110	200-10	7/8 X 14
	236-0112	200-12	1 1/16 X 12
	236-0116	200-16	1 5/16 X 12

236-60	60° FEMALE SWEEP TUBE		
	PART NO.	TO SUIT HOSE	JIC/UNF THREAD
	236-6106	200-06	9/16 X 18
	236-6108	200-08	3/4 X 16
	236-6110	200-10	7/8 X 14
	236-6112	200-12	1 1/16 X 12
	236-6116	200-16	1 5/16 X 12

236-90	90° FEMALE SWEEP TUBE		
	PART NO.	TO SUIT HOSE	JIC/UNF THREAD
	236-9006	200-06	9/16 X 18
	236-9008	200-08	3/4 X 16
	236-9010	200-10	7/8 X 14
	236-9012	200-12	1 1/16 X 12
	236-9016	200-16	1 5/16 X 12

236-120	120° FEMALE SWEEP TUBE		
	PART NO.	TO SUIT HOSE	JIC/UNF THREAD
	236-12006	200-06	9/16 X 18
	236-12008	200-08	3/4 X 16
	236-12010	200-10	7/8 X 14
	236-12012	200-12	1 1/16 X 12
	236-12016	200-16	1 5/16 X 12


236-31	30° FEMALE SWEEP TUBE		
	PART NO.	TO SUIT HOSE	JIC/UNF THREAD
	236-3106	200-06	9/16 X 18
	236-3108	200-08	3/4 X 16
	236-3110	200-10	7/8 X 14
	236-3112	200-12	1 1/16 X 12
	236-3116	200-16	1 5/16 X 12


236-150	150° FEMALE SWEEP TUBE		
	PART NO.	TO SUIT HOSE	JIC/UNF THREAD
	236-15006	200-06	9/16 X 18
	236-15008	200-08	3/4 X 16
	236-15010	200-10	7/8 X 14
	236-15012	200-12	1 1/16 X 12
	236-15016	200-16	1 5/16 X 12

Material Key

B: Brass, C:Stainless Steel, CH:Chrome Plated, D:Aluminium, DE:Electroless Nickel, P:Zinc Plated Carbon Steel, T:Titanium

236 JIC Alloy Hose Fittings for : 200, 210 Series Hose - *continued*


236-45	45° FEMALE SWEPT TUBE		
	PART NO.	TO SUIT HOSE	JIC/UNF THREAD
	236-4506	200-06	9/16 X 18
	236-4508	200-08	3/4 X 16
	236-4510	200-10	7/8 X 14
	236-4512	200-12	1 1/16 X 12
	236-4516	200-16	1 5/16 X 12


236-180	180° FEMALE SWEPT TUBE		
	PART NO.	TO SUIT HOSE	JIC/UNF THREAD
	236-18006	200-06	9/16 X 18
	236-18008	200-08	3/4 X 16
	236-18010	200-10	7/8 X 14
	236-18012	200-12	1 1/16 X 12
	236-18016	200-16	1 5/16 X 12

336 Forged Fittings for 200, 210 Hose

Fitting Type :
Cutter-style Re-usable
Application :
Fuel, Oil, Coolants, Methanol, Water
To Suit Hose :
200, 210
Material : D


Forged fittings offer extra strength and low profile for difficult and restricted locations.


336-90	90° FEMALE FORGED ELBOW		
	PART NO.	TO SUIT HOSE	JIC/UNF THREAD
	336-9006	200-06	9/16 X 18
	336-9008	200-08	3/4 X 16
	336-9010	200-10	7/8 X 14
	336-9012	200-12	1 1/16 X 12


336-45	45° FEMALE FORGED ELBOW		
	PART NO.	TO SUIT HOSE	JIC/UNF THREAD
	336-4506	200-06	9/16 X 18
	336-4508	200-08	3/4 X 16
	336-4510	200-10	7/8 X 14
	336-4512	200-12	1 1/16 X 12


Carburettor Hose Fittings for: 200, 210 Series Hose


Fitting Type :
Cutter-style Re-usable
Application :
Holley, Dellorto and Weber carburetor fittings
To Suit Hose : 200, 210
Material : D

CW901- M16	WASHER	
	PART NO.	MATERIAL
	CW901-M16	D

736-90	90° FORGED MALE			
	PART NO.	MATERIAL	DESCRIPTION	JIC/UNF THREAD
	736-9092	D	WEBER	12 X 1.5
	736-9006	D		9/16 X 18 JIC/UNF

2776-1106	BANJO TO HOSE END	
	PART NO.	MATERIAL
	2776-1106	D

2776-2106	BANJO TO HOSE CONNECTION	
	PART NO.	MATERIAL
	2776-2106	D

2776-3106	BANJO TO HOSE END TO MALE ON RUN		
	PART NO.	MATERIAL	JIC/UNF THREAD
	2776-3106	D	9/16 X 18

Material Key

B: Brass, C:Stainless Steel, CH:Chrome Plated, D:Aluminium, DE:Electroless Nickel, P:Zinc Plated Carbon Steel, T:Titanium

Carburettor Hose Fittings for: 200, 210 Series Hose - *continued*

2776-06-M12D		BANJO BOLT FOR WEBER CARBURETOR	
PART NO.	MATERIAL	JIC/UNF THREAD	
2776-06-M12D	D	M12 X 1.50	

STEPPED BANJO BOLT REQUIRES M16 WASHER



2776-06-M122D		BANJO BOLT FOR DELLORTO CARBURETOR	
PART NO.	MATERIAL	JIC/UNF THREAD	
2776-06-M122D	D	M12 X 1.25	

STEPPED BANJO BOLT REQUIRES M16 WASHER



1136 Swivel Single Nipple Max-flow Alloy Hose Fittings for: 200, 210 Series Hose

Fitting Type :
Single nipple Re-usable
Application :
Fuel, Oil, Coolants, Methanol, Water
To Suit Hose :
200, 210
Material : D
Colour : D = Red and Blue,
DBK = Black, DE = Electroplate

This series combines the popular single nipple design with a full 360° adjustable capability all at an affordable price. Fittings can be produced in electroplate finish or clear anodised (silver).



1136 Maxflow Hose End

1136-01		STRAIGHT FEMALE SWIVEL	
PART NO.	TO SUIT	JIC/UNF THREAD	
1136-0104	200-04	7/16 x20	
1136-0106	200-06	9/16 x 18	
1136-0108	200-08	3/4 x 16	
1136-0110	200-10	7/8 x 14	
1136-0112	200-12	1 1/16 x 12	
1136-0116	200-16	1 5/16 x 12	



1136-30		30° FEMALE SWEPT TUBE SWIVEL	
PART NO.	TO SUIT	JIC/UNF THREAD	
1136-3006	200-06	9/16 x 18	
1136-3008	200-08	3/4 x 16	
1136-3010	200-10	7/8 x 14	
1136-3012	200-12	1 1/16 x 12	
1136-3016	200-16	1 5/16 x 12	



1136-120		120° FEMALE SWEPT TUBE SWIVEL	
PART NO.	TO SUIT	JIC/UNF THREAD	
1136-12006	200-06	9/16 X 18	
1136-12008	200-08	3/4 X 16	
1136-12010	200-10	7/8 X 14	
1136-12012	200-12	1 1/16 X 12	
1136-12016	200-16	1 5/16 X 12	



1136-150		150° FEMALE SWEPT TUBE SWIVEL	
PART NO.	TO SUIT	JIC/UNF THREAD	
1136-15006	200-06	9/16 X 18	
1136-15008	200-08	3/4 X 16	
1136-15010	200-10	7/8 X 14	
1136-15012	200-12	1 1/16 X 12	
1136-15016	200-16	1 5/16 X 12	



1136-45		45° FEMALE SWEPT TUBE SWIVEL	
PART NO.	TO SUIT	JIC/UNF THREAD	
1136-4504	200-04	7/16 x 20	
1136-4506	200-06	9/16 x 18	
1136-4508	200-08	3/4 x 16	
1136-4510	200-10	7/8 x 14	
1136-4512	200-12	1 1/16 x 12	
1136-4516	200-16	1 5/16 x 12	



1136-60		60° FEMALE SWEPT TUBE SWIVEL	
PART NO.	TO SUIT	JIC/UNF THREAD	
1136-6006	200-06	9/16 x 18	
1136-6008	200-08	3/4 x 16	
1136-6010	200-10	7/8 x 14	
1136-6012	200-12	1 1/16 x 12	
1136-6016	200-16	1 5/16 x 12	



1136-90		90° FEMALE SWEPT TUBE SWIVEL	
PART NO.	TO SUIT	JIC/UNF THREAD	
1136-9004	200-04	7/16 x 20	
1136-9006	200-06	9/16 x 18	
1136-9008	200-08	3/4 x 16	
1136-9010	200-10	7/8 x 14	
1136-9012	200-12	1 1/16 x 12	
1136-9016	200-16	1 5/16 x 12	



1136-180		180° FEMALE SWEPT TUBE SWIVEL	
PART NO.	TO SUIT	JIC/UNF THREAD	
1136-18006	200-06	9/16 X 18	
1136-18008	200-08	3/4 X 16	
1136-18010	200-10	7/8 X 14	
1136-18012	200-12	1 1/16 X 12	
1136-18016	200-16	1 5/16 X 12	



EXAMPLE DBK





1136-12006DBK


1136 Electroplate Single Nipple JIC/UNF Alloy Hose Fittings for: 200, 210 Series Hose


Fitting Type :
Single nipple Re-usable
Application :
Fuel, Oil, Coolants, Methanol, Water
To Suit Hose :
200, 210
Material : DE = ELECTROPLATE


Identical to our Red and Blue 1136 series single nipple fittings, but silver electroplate.


1136-01	STRAIGHT FEMALE		
	PART NO.	TO SUIT	JIC/UNF THREAD
	1136-0104DE	200-04	7/16 X 20
	1136-0106DE	200-06	9/16 X 18
	1136-0108DE	200-08	3/4 X 16
	1136-0110DE	200-10	7/8 X 14
	1136-0112DE	200-12	1 1/16 X 12
	1136-0116DE	200-16	1 5/16 X 12

1136-45	45° FEMALE SWEPT TUBE		
	PART NO.	TO SUIT	JIC/UNF THREAD
	1136-4504DE	200-04	7/16 X 20
	1136-4506DE	200-06	9/16 X 18
	1136-4508DE	200-08	3/4 X 16
	1136-4510DE	200-10	7/8 X 14
	1136-4512DE	200-12	1 1/16 X 12
	1136-4516DE	200-16	1 5/16 X 12

1136-90	90° FEMALE SWEPT TUBE		
	PART NO.	TO SUIT	JIC/UNF THREAD
	1136-9004DE	200-04	7/16 X 20
	1136-9006DE	200-06	9/16 X 18
	1136-9008DE	200-08	3/4 X 16
	1136-9010DE	200-10	7/8 X 14
	1136-9012DE	200-12	1 1/16 X 12
	1136-9016DE	200-16	1 5/16 X 12

1136-120	120° FEMALE SWEPT TUBE		
	PART NO.	TO SUIT	JIC/UNF THREAD
	1136-12004DE	200-04	7/16 X 20
	1136-12006DE	200-06	9/16 X 18
	1136-12008DE	200-08	3/4 X 16
	1136-12010DE	200-10	7/8 X 14
	1136-12012DE	200-12	1 1/16 X 12
	1136-12016DE	200-16	1 5/16 X 12

1136-150	150° FEMALE SWEPT TUBE SWIVEL		
	PART NO.	TO SUIT	JIC/UNF THREAD
	1136-15004DE	200-04	7/16 X 20
	1136-15006DE	200-06	9/16 X 18
	1136-15008DE	200-08	3/4 X 16
	1136-15010DE	200-10	7/8 X 14
	1136-15012DE	200-12	1 1/16 X 12
	1136-15016DE	200-16	1 5/16 X 12

1136-180	180° FEMALE SWEPT TUBE SWIVEL		
	PART NO.	TO SUIT	JIC/UNF THREAD
	1136-18004DE	200-04	7/16 X 20
	1136-18006DE	200-06	9/16 X 18
	1136-18008DE	200-08	3/4 X 16
	1136-18010DE	200-10	7/8 X 14
	1136-18012DE	200-12	1 1/16 X 12
	1136-18016DE	200-16	1 5/16 X 12

Material Key

B: Brass, C: Stainless Steel, CH: Chrome Plated, D: Aluminium, DE: Electroless Nickel, P: Zinc Plated Carbon Steel, T: Titanium

202 Hose

Application :
Fuel, Oil, Coolants, Methanol, Water

Material / Construction :
Stainless steel braided rubber hose

Please Note:
Not designed to be used with push fit fittings.

202 Hose is a single braid hose for stand pipe applications. Use with 936 hose finishers or hose clips 202 hose offers quality and appearance at affordable cost.



PART NO	BORE SIZE		BRAID OD		MIN BEND RADIUS		WORKING PRESSURE		BURST PRESSURE	
	INCH	MM	INCH	MM	INCH	MM	BAR	PSI	BAR	PSI
202-04	0.25	6.70	0.5	13	1.49	38	63	913	350	5076
202-05	0.31	7.90	0.57	14.5	1.77	45	63	913	350	5076
202-06	0.37	9.5	0.61	15.5	2.08	53	63	913	350	5076
202-08	0.5	10.70	0.73	18.7	2.4	62	63	913	350	5076

Hose Finisher for No-Thread Applications of 200, 202, 210 & 536/TF-TU25 Hoses

Application :
Fuel, Oil, Coolants, Water

Material / Construction :
Anodised aluminium with stainless steel gear drive clamp

*Anodised Aluminium Colour :
DCH DBU DR

When your hoses are not exposed to pressures or working environments that demand our race ready 1136, 236 or 336 Series Hose Ends our hose finishers are just what you need. These 936-Series Hose Finishers hide a 100% stainless steel Gear Drive Hose Clamp, giving the look of racing fittings at an affordable price. They are the perfect finishing touch to a fully dressed engine.

936

RED HOSE FINISHER



PART NO.	200 HOSE	202 HOSE	TF-TU25 HOSE
936-04DR	-4 ft -5	-4	
936-06DR	-6 ft -7	-5 ft -6	-4
936-08DR	-8		-6
936-10DR	-10		-8
936-12DR	-12		-10
936-14DR			-12
936-16DR	-16		
936-18DR	-18		

936

BLUE HOSE FINISHER



PART NO.	200 HOSE	202 HOSE	TF-TU25 HOSE
936-04DBU	-4 ft -5	-4	
936-06DBU	-6 ft -7	-5 ft -6	-4
936-08DBU	-8		-6
936-10DBU	-10		-8
936-12DBU	-12		-10
936-14DBU			-12
936-16DBU	-16		
936-18DBU	-18		

936


SILVER HOSE FINISHER



PART NO.	200 HOSE	202 HOSE	TF-TU25 HOSE
936-04DCH	-4 ft -5	-4	
936-06DCH	-6 ft -7	-5 ft -6	-4
936-08DCH	-8		-6
936-10DCH	-10		-8
936-12DCH	-12		-10
936-14DCH			-12
936-16DCH	-16		
936-18DCH	-18		



over 35 years of
track side experience



536 and TF-TU25 Push Fit Hose and Fittings

Section:05

536 Hose

Application :
*Fuel, Oil, Coolants, Air, Water

Material / Construction :
Textile reinforced rubber with elastomer cover

Temperature Range :
-40°C (-40°F) to 100°C (212°F)

***Note:**
NOT suitable for all fuel types.
Please contact Goodridge

Goodridge Push Fit 536 Series Hose is an exclusive product manufactured with a special reinforced internal textile braiding and blue elastomer cover. This high quality hose is designed for use in lower pressure applications with our new range of 536 Series Push Fit Hose Ends. When the superior performance of stainless braided nitrile hose is not required, Push Fit is an excellent choice offering high quality, reliability, durability and affordability.
(not recommended for suction systems)



PART NO	BORE SIZE		BRAID O/D		WORK PRES		BURST PRES		WEIGHT		MIN BEND RADIUS	
	MM	IN	MM	IN	PSI	BAR	PSI	BAR	KG/M	LB/FT	MM	IN
536-04	6.35	0.250	12.70	0.500	246.56	17	1000	69	0.10	0.070	76.20	3.00
536-06	9.52	0.375	15.87	0.620	246.56	17	1000	69	0.16	0.107	76.20	3.00
536-08	12.70	0.500	19.05	0.750	246.56	17	1000	69	0.22	0.148	127.00	5.00
536-10	15.87	0.625	23.00	0.900	246.56	17	1000	69	0.30	0.202	152.40	6.00
536-12	19.05	0.750	26.19	1.030	246.56	17	1000	69	0.36	0.242	177.80	7.00

TF-TU25 Hose

Application :
Fuel, Oil, Coolants, Air, Water

Material / Construction :
Cotton reinforced rubber compound inner with synthetic rubber outer

Temperature Range :
-40°C (-40°F) to 80°C (176°F) continuously, -40°C (-40°F) to 120°C (248°F) intermittently

Our TF-TU25 Hose can be used for automotive applications where the superior performance of more sophisticated hose is not required, but reliability is just as important.

A high quality and useful lower pressure hose for use with steel or alloy fittings, TF-TU25 Series Hose is constructed of a synthetic rubber outer cover with an oil resisting seamless rubber compound

inner with a cotton reinforcement. TF-TU25 Series Hose is compatible with fuels, oils, coolants and hydraulic fluids. Conforms to SAE 100 R .6.



PART NO	BORE SIZE		PTFE WALL		HOSE O/D		WORKING PRES		BURST PRES		WEIGHT		MIN BEND RADIUS	
	MM	IN	MM	IN	MM	IN	BAR	PSI	BAR	PSI	KG/M	LB/FT	MM	IN
TF-TU25-04	6.00	0.236	4.00	0.157	14.00	0.551	25	362	79	1145	.15	0.10	40	1.574
TF-TU25-06	10.00	0.393	4.00	0.157	18.00	0.709	25	362	79	1145	.25	0.17	60	2.362
TF-TU25-08	13.00	0.511	4.00	0.157	21.00	0.827	25	362	79	1145	.30	0.20	80	3.150
TF-TU25-10	16.00	0.630	4.00	0.157	25.00	0.984	25	362	79	1145	.40	0.27	100	3.937
TF-TU25-12	19.00	0.748	5.00	0.197	29.00	1.142	25	362	79	1145	.50	0.34	120	4.724

3556 Hose

Application :
Fuel (diesel / petrol including unleaded fuels)

Material / Construction :
Abrasion resistant rubber outer, with a smooth rubber lining



Temperature Range :
-40°C (-40°F) to 125°C (257°F)

PART NO	BORE SIZE		OUTER DIAMETER		WORKING PRESSURE		BURST PRESSURE	
	MM	IN	MM	IN	BAR	PSI	BAR	PSI
3556-05	6.35	1/4	12.70	0.50	3.45	50	17.24	250
3556-06	7.94	5/16	14.22	0.56	3.45	50	17.24	250
3556-07	9.53	3/8	15.74	0.62	3.45	50	17.24	250

Silicone Vacuum Hose

Application :
Low pressure vacuum line, washer tube, coolant overflow

Material / Construction :
Silicone



PART NO	BORE SIZE		OUTER DIAMETER		TEMPERATURE	
	MM	IN	MM	IN	MIN	MAX
VT3-BK	3	0.118	7	.275	-60°C (-76°F)	200°C (392°F)
VT4-BK	4	0.157	8	.3150	-60°C (-76°F)	200°C (392°F)

Material Key

B: Brass, C: Stainless Steel, CH: Chrome Plated, D: Aluminium,
DE: Electroless Nickel, P: Zinc Plated Carbon Steel, T: Titanium

JIC/UNF Push Fit Hose Fittings for 536 Hose

Fitting Type :
Push Fit
Application :
Fuel, Oil, Water, Air, Coolants
To Suit Hose :
536
Material : D
Colour : BU

A complete range of 536 Series Push Fit Hose Ends have been designed and manufactured to match our 536 Series Hose. All 536 Series Push Fit Hose Ends are manufactured to the same high standards as our Red and Blue alloy hose ends. The Goodridge developed Sure Lock barbed end securely locks into the hose, giving a cost effective, safe and reliable connection. Once pushed on you will have to cut it off. Great for all low pressure applications and breathers.

536-01

STRAIGHT FEMALE CONCAVE SEAT



PART NO.	TO SUIT	JIC/UNF THREAD
536-0104	536-04	7/16 X 20
536-0106	536-06	9/16 X 18
536-0108	536-08	3/4 X 16
536-0110	536-10	7/8 X 14
536-0112	536-12	1 1/16 X 12

536-45

45° SWEEP TUBE FEMALE CONCAVE SEAT



PART NO.	TO SUIT	JIC/UNF THREAD
536-4504	536-04	7/16 X 20
536-4506	536-06	9/16 X 18
536-4508	536-08	3/4 X 16
536-4510	536-10	7/8 X 14
536-4512	536-12	1 1/16 X 12

536-90

90° SWEEP TUBE FEMALE CONCAVE SEAT



PART NO.	TO SUIT	JIC/UNF THREAD
536-9004	536-04	7/16 X 20
536-9006	536-06	9/16 X 18
536-9008	536-08	3/4 X 16
536-9010	536-10	7/8 X 14
536-9012	536-12	1 1/16 X 12

536-120

120° SWEEP TUBE FEMALE CONCAVE SEAT



PART NO.	TO SUIT	JIC/UNF THREAD
536-12004	536-04	7/16 X 20
536-12006	536-06	9/16 X 18
536-12008	536-08	3/4 X 16
536-12010	536-10	7/8 X 14
536-12012	536-12	1 1/16 X 12

536-150

150° SWEEP TUBE FEMALE CONCAVE SEAT



PART NO.	TO SUIT	JIC/UNF THREAD
536-15004	536-04	7/16 x 20
536-15006	536-06	9/16 x 18
536-15008	536-08	3/4 x 16
536-15010	536-10	7/8 x 14
536-15012	536-12	1 1/16 x 12

536-180

180° SWEEP TUBE FEMALE CONCAVE SEAT



PART NO.	TO SUIT	JIC/UNF THREAD
536-18004	536-04	7/16 X 20
536-18006	536-06	9/16 X 18
536-18008	536-08	3/4 X 16
536-18010	536-10	7/8 X 14
536-18012	536-12	1 1/16 X 12

BSP Hose Fittings for TF-TU25/536 Hose

Fitting Type :
Push Fit
Application :
Fuel, Oil, Water, Air, Coolants
To Suit Hose :
536 / TFTU25
Material : P

This range of Sure Lock style Push Fit Hose Ends is designed for our 536 and TFTU25 Series Hoses. They do not require an additional hose clamp to hold the recommended pressures of the hose. These economy hose ends can be quickly fitted to the hose for a safe and effective connection. A range of steel JIC/UNF fittings are also available. Ideal for oil cooler/water applications

350

STRAIGHT FEMALE BSP CONVEX SEAT



PART NO.	TO SUIT	BSP THREAD
350-04	-4	1/4
350-06	-6	3/8
350-08	-8	1/2
350-10	-10	5/8

351

STRAIGHT MALE BSP CONCAVE SEAT



PART NO.	TO SUIT	BSP THREAD
351-04	-4	1/4
351-06	-6	3/8
351-08	-8	1/2

7000

45° FEMALE BSP CONVEX SEAT




PART NO.	TO SUIT	BSP THREAD
7000-04	-4	1/4
7000-06	-6	3/8
7000-08	-8	1/2

7001

90° FEMALE BSP CONVEX SEAT



PART NO.	TO SUIT	BSP THREAD
7001-04	-4	1/4
7001-06	-6	3/8
7001-08	-8	1/2



over 35 years of
track side experience



Hardline

Section:06

Hardline Stainless Steel 836 Tube & Fittings

Application :
 Perfect for brake and clutch systems, and other high pressure applications.

Material / Construction :
 Seamless stainless steel tube.

Please Note :
 Hardline – Flexible Special Assemblies can be custom made to order

When the strength and rigidity of a hardline is required in a high pressure application, look to our HL836 Series. The perfect compliment to our existing ranges of flexible hose and fittings. Use with our range of female and male pipe nuts. Constructed of cold drawn seamless stainless steel, our HL836 Series

Hardline gives consistent flares and non-collapsing bends. Aircraft spec flaring tool available to allow you to flare your own tube.



PART NO	BORE SIZE		WALL THICKNESS		OUTER DIAMETER		WORKING PRESSURE		BURST PRESSURE		WEIGHT		MIN BEND RADIUS	
	MM	IN	MM	IN	MM	IN	BAR	PSI	BAR	PSI	KG/M	LB/FT	MM	IN
HL836-03C	3.36	0.138	0.72	0.028	4.8	3/16	350	5076	1050	15228	0.071	0.05	15.00	0.591

Hardline Fittings

Fitting Type :
 Hardline Tube Nut
Application :
 Brake/Clutch
To Suit :
 Hardline Stainless Steel Tube
Material : C, P

AN818 FEMALE TUBE NUT (TO BE USED WITH 819)



PART NO.	MATERIAL	THREAD
AN818-03	C	3/8 x 24
818-31	C	10 x 1.00MM

AN819 TUBE SLEEVE (TO BE USED WITH 818)



PART NO.	MATERIAL
AN819-03	C

N8000 MALE TUBE NUT



PART NO.	MATERIAL	THREAD
N8401	P	M10 X 1 SHORT
N8402	C, P	M10 X 1 LONG
N8412	P	M12 X 1
N8424	C	7/16 X 4
N8426	C, P	3/8 X 24
N8462	P	7/16 X 20

N1400 FEMALE TUBE NUT



PART NO.	MATERIAL	THREAD
N1401	P	M10 X 1 FEMALE
N1406	P	3/8 X 24 FEMALE
N1460	P	7/16 X 20 FEMALE

Hardline examples



Material Key

B: Brass, C: Stainless Steel, CH: Chrome Plated, D: Aluminium,
DE: Electroless Nickel, P: Zinc Plated Carbon Steel, T: Titanium

Hardline Aluminium HL836 Tube and Re-usable Aluminium Fittings

Application :
Airjack, Fuel, Oil, Water

Material / Construction :
Aluminium tube with a Polyamide coating

Please Note :
Available in multiples of 4 metres

Goodridge offer the ultimate lightweight hardline solution, using Hycot® Aluminium tube with a range of compatible Goodridge aluminium fittings. The Hycot® tube provides the strength and rigidity of hard tube that can be bent to suit the installation. Constructed of a precision-drawn aluminium tube with a polyamide coating, Hycot®

hardline combines exceptional performance and weight-saving, with formability, strength and corrosion-resistance. HL836 series Hycot® aluminium tube is ideal for the transport of fuel, oil, air and water, covering a wide range

of automotive and racing applications, including airjacks. Our fitting design does not require the tube to be flared, and we offer a range of banjo, tee-piece, male and female fittings to ease the installation of the most complex systems, in tight environments.



PART NO	BORE SIZE		WALL THICKNESS		OUTER DIAMETER		WORKING PRES		BURST PRES		WEIGHT		MIN BEND RADIUS	
	MM	IN	MM	IN	MM	IN	BAR	PSI	BAR	PSI	KG/M	LB/FT	MM	IN
HL836-04D	6.0	0.197	1.00	0.039	8.00	0.315	95	1378	290	4206	0.059	0.04	15.00	0.591
HL836-06D	8.0	0.323	1.00	0.039	10.00	0.394	95	1378	290	4206	0.095	0.06	15.00	0.591

Aluminium Hardline Fittings 04/06D - Continued overleaf

Fitting Type :
Re-usable tube connectors
To Suit Hose :
HL836 Aluminium Tube
Material : D

HL811	COUPLER	
PART NO.	TUBE SIZE	
HL811-04D	-04	
HL811-06D	-06	

HL821	STRAIGHT FEMALE SWIVEL		
PART NO.	TUBE SIZE	JIC/UNF THREAD	
HL821-04D	-4	7/16 X 20	
HL821-0406D	-4	9/16 X 18	
HL821-06D	-6	9/16 X 18	

HL831	STRAIGHT MALE		
PART NO.	TUBE SIZE	JIC/UNF THREAD	
HL831-04D	-4	7/16 X 20	
HL831-0406D	-4	9/16 X 18	
HL831-06D	-6	9/16 X 18	

HL841	STRAIGHT MALE BULKHEAD		
PART NO.	TUBE SIZE	JIC/UNF THREAD	
HL841-04D	-4	7/16 X 20	
HL841-0406D	-4	9/16 X 18	
HL841-06D	-6	9/16 X 18	

HL822	45° FEMALE SWIVEL		
PART NO.	TUBE SIZE	JIC/UNF THREAD	
HL822-04D	-4	7/16 X 20	
HL822-0406D	-4	9/16 X 18	
HL822-06D	-6	9/16 X 18	

HL823	90° FEMALE SWIVEL		
PART NO.	TUBE SIZE	JIC/UNF THREAD	
HL823-04D	-4	7/16 X 20	
HL823-0406D	-4	9/16 X 18	
HL823-06D	-6	9/16 X 18	

HL843	90° MALE BULKHEAD		
PART NO.	TUBE SIZE	JIC/UNF THREAD	
HL843-04D	-4	7/16 X 20	
HL843-0406D	-4	9/16 X 18	
HL843-06D	-6	9/16 X 18	

HL837	45° MALE BULKHEAD		
PART NO.	TUBE SIZE	JIC/UNF THREAD	
HL837-04D	-4	7/16 X 20	
HL837-0406D	-4	9/16 X 18	
HL837-06D	-6	9/16 X 18	

HL814	TEE PIECE	
PART NO.	TUBE SIZE	
HL814-04D	-4	
HL814-06D	-6	

Material Key

B: Brass, C: Stainless Steel, CH: Chrome Plated, D: Aluminium,
DE: Electroless Nickel, P: Zinc Plated Carbon Steel, T: Titanium

Aluminium Hardline Fittings 04/06D - Continued

Fitting Type :
Re-usable tube connectors
To Suit Hose :
HL836 Aluminium Tube
Material : D

HL824 TEE PIECE WITH FEMALE SWIVEL ON THE RUN



PART NO.	TUBE SIZE	JIC/UNF THREAD
HL824-04D	-4	7/16 X 20
HL824-0406D	-4	9/16 X 18
HL824-06D	-6	9/16 X 18

HL854 TEE PIECE WITH FEMALE SWIVEL ON LEG



PART NO.	TUBE SIZE	JIC/UNF THREAD
HL854-04D	-4	7/16 X 20
HL854-0406D	-4	9/16 X 18
HL854-06D	-6	9/16 X 18

HL591 STRAIGHT BANJO



PART NO.	OD	HOLE SIZE	BOLT SIZE
	DASH SIZE	MM	UNF
HL591-04D	-4	11.11	7/16 X 20
HL591-0406D	-4	14.29	9/16 X 18
HL591-06D	-6	14.29	9/16 X 18

HL598 STRAIGHT BANJO



PART NO.	OD	HOLE SIZE	BOLT SIZE
	DASH SIZE	MM	UNF
HL598-04D	-4	11.11	7/16 X 20

1209 REPLACEMENT OLIVE



PART NO.	TO SUIT
1209-04	-04
1209-06	-06

1210 REPLACEMENT SOCKET



PART NO.	TO SUIT
1210-04	-04
1210-06	-06



Adaptors

Section:07


AN's And Adaptors


Our international position allows us to offer the worlds widest and most diverse range of AN's and adaptors at economic prices. Whether it is a true AN or a metric adaptor, Goodridge provides the natural link from one thread to another. All Goodridge adaptors are manufactured to


the highest possible specifications, metric adaptors meet the ISO specification, other adaptors are manufactured to the correct AN specification where such a specification exists. No company carries more thread applications. Our international customers require it.


JIC To JIC Equal Thread - *Continued overleaf*


Fitting Type :
Adaptor
Material : C, CH, D, P


AN804	BULKHEAD TEE ON RUN		
PART NO.	MATERIAL	JIC/UNF THREAD	
AN804-03	P, C, D	3/8 X 24	
AN804-04	P, C, D	7/16 X 20	
AN804-06	D, C, P	9/16 X 18	
AN804-08	D, P	3/4 X 16	
AN804-10	D, P	7/8 X 14	
AN804-12	D, P	1 1/16 X 12	
AN804-16	D, P	1 5/16 X 12	


AN806	PLUG		
PART NO.	MATERIAL	JIC/UNF THREAD	
AN806-02	D	5/16 X 24	
AN806-03	D, C, P	3/8 X 24	
AN806-04	D, P	7/16 X 20	
AN806-05	D, P	1/2 X 20	
AN806-06	D, C, P	9/16 X 18	
AN806-07	D	5/8 X 18	
AN806-08	D, P	3/4 X 16	
AN806-10	D, P	7/8 X 14	
AN806-12	D	1 1/16 X 12	
AN806-16	D, P	1 5/16 X 12	
AN806-20	D	1 5/8 X 12	


AN814	PORT PLUG		
PART NO.	MATERIAL	JIC/UNF THREAD	
AN814-02	D	5/16 X 24	
AN814-03	D	3/8 X 24	
AN814-04	D	7/16 X 20	
AN814-05	D	1/2 X 20	
AN814-06	D	9/16 X 18	
AN814-07	D	5/8 X 18	
AN814-08	D	3/4 X 16	
AN814-10	D	7/8 X 14	
AN814-12	D	1 1/16 X 12	
AN814-16	D	1 5/16 X 12	

AN814SD	PORT PLUG WITH SOCKET HEX (O RING)		
PART NO.	MATERIAL	JIC/UNF THREAD	
AN814-03S	D	3/8 X 24	
AN814-04S	D	7/16 X 20	
AN814-06S	D	9/16 X 18	
AN814-08S	D	3/4 X 16	
AN814-10S	D	7/8 X 14	
AN814-12S	D	1 1/16 X 12	

AN819	TUBE SLEEVE		
PART NO.	MATERIAL	APPLICATION	
AN819-02	D	FOR USE WITH 818	
AN819-03	P, C, D	FOR USE WITH 818	
AN819-04	P, C, D	FOR USE WITH 818	
AN819-06	C, D	FOR USE WITH 818	
AN819-08	C, D	FOR USE WITH 818	
AN819-10	C, D	FOR USE WITH 818	
AN819-12	D	FOR USE WITH 818	
AN819-16	D	FOR USE WITH 818	

AN818	TUBE NUT		
PART NO.	MATERIAL	JIC/UNF THREAD	
AN818-02	D	5/16 X 24	
AN818-03	P, C, D	3/8 X 24	
AN818-04	P, C, D	7/16 X 20	
AN818-06	P, C, D	9/16 X 18	
AN818-08	P, C, D	3/4 X 16	
AN818-10	P, C, D	7/8 X 14	
AN818-12	P, C, D	1 1/16 X 12	
AN818-16	P, C, D	1 5/16 X 12	


AN815	EQUAL MALE		
PART NO.	MATERIAL	JIC/UNF THREAD	
AN815-02	D, C	5/16 X 24	
AN815-03	P, D, C, CH	3/8 X 24	
AN815-03V	P, C, CH	3/8 X 24	
AN815-04	P, C	7/16 X 20	
AN815-05	D	1/2 X 20	
AN815-06	P, D	9/16 X 18	
AN815-07	P, D	5/8 X 18	
AN815-08	P, D, C	3/4 X 16	
AN815-10	P, D	7/8 X 14	
AN815-12	P, D	1 1/16 X 12	
AN815-16	P, D	1 5/16 X 12	


AN821	90° ELBOW MALE		
PART NO.	MATERIAL	JIC/UNF THREAD	
AN821-03	D, C	3/8 X 24	
AN821-04	D, C, P	7/16 X 20	
AN821-05	D	1/2 X 20	
AN821-06	D	9/16 X 18	
AN821-08	D	3/4 X 16	
AN821-10	D	7/8 X 14	
AN821-12	D	1 1/16 X 12	
AN821-16	D	1 5/16 X 12	


Material Key


B: Brass, C: Stainless Steel, CH: Chrome Plated, D: Aluminium, DE: Electroless Nickel, P: Zinc Plated Carbon Steel, T: Titanium


JIC To JIC Equal Thread - *Continued*


AN824	MALE TEE		
PART NO.	MATERIAL	JIC/UNF THREAD	
AN824-03	P, C, D, CH	3/8 X 24	
AN824-04	P, C, D	7/16 X 20	
AN824-06	D, C	9/16 X 18	
AN824-08	D	3/4 X 16	
AN824-10	D	7/8 X 14	
AN824-12	D	1 1/16 X 12	
AN824-16	D	1 5/16 X 12	


AN827	MALE TEE		
PART NO.	MATERIAL	JIC/UNF THREAD	
AN827-04	D	7/16 X 20	
AN827-06	D	9/16 X 18	
AN827-08	D	3/4 X 16	


AN832	MALE BULKHEAD		
PART NO.	MATERIAL	JIC/UNF THREAD	
AN832-03	P, C, D	3/8 X 24	
AN832-04	P, C, D	7/16 X 20	
AN832-06	D, P	9/16 X 18	
AN832-08	D	3/4 X 16	
AN832-10	D, P	7/8 X 14	
AN832-12	D, P	1 1/16 X 12	
AN832-16	D, P	1 5/16 X 12	


AN833	90° MALE BULKHEAD		
PART NO.	MATERIAL	JIC/UNF THREAD	
AN833-03	P, C, D	3/8 X 24	
AN833-04	P, C, D	7/16 X 20	
AN833-06	D, C, P	9/16 X 18	
AN833-08	D	3/4 X 16	
AN833-10	D, P	7/8 X 14	
AN833-12	D, P	1 1/16 X 12	
AN833-16	D	1 5/16 X 12	


AN834	MALE BULKHEAD TEE		
PART NO.	MATERIAL	JIC/UNF THREAD	
AN834-02	D	5/16 X 24	
AN834-03	P, C, D	3/8 X 24	
AN834-04	D	7/16 X 20	
AN834-06	D	9/16 X 18	
AN834-08	D, P	3/4 X 16	
AN834-10	D, P	7/8 X 14	
AN834-12	D, P	1 1/16 X 12	
AN834-16	D	1 5/16 X 12	


AN837	45° MALE BULKHEAD		
PART NO.	MATERIAL	JIC/UNF THREAD	
AN837-03	P, C, D	3/8 X 24	
AN837-04	P, D	7/16 X 20	
AN837-05	D	1/2 X 20	
AN837-06	D, C, P	9/16 X 18	
AN837-08	D, P	3/4 X 16	
AN837-10	D, P	7/8 X 14	
AN837-12	D, P	1 1/16 X 12	
AN837-16	D	1 5/16 X 12	

AN924	NUT		
PART NO.	MATERIAL	JIC/UNF THREAD	
AN924-02	P, C, D	5/16 X 24	
AN924-03	P, C, D	3/8 X 24	
AN924-04	P, C, D	7/16 X 20	
AN924-05	D	1/2 X 20	
AN924-06	P, C, D	9/16 X 18	
AN924-08	P, C, D	3/4 X 16	
AN924-10	P, C, D	7/8 X 14	
AN924-12	P, C, D	1 1/16 X 12	
AN924-16	P, C, D	1 5/16 X 12	
AN924-20	D	1 5/8 X 12	

AN929	CAP		
PART NO.	MATERIAL	JIC/UNF THREAD	
AN929-02	D	5/16 X 24	
AN929-03	D, P	3/8 X 24	
AN929-04	D, C, P	7/16 X 20	
AN929-05	D	1/2 X 20	
AN929-06	D, P	9/16 X 18	
AN929-08	D, P	3/4 X 16	
AN929-10	D, P	7/8 X 14	
AN929-12	D, P	1 1/16 X 12	
AN929-16	D	1 5/16 X 12	
AN929-20	D	1 5/8 X 12	

AN938	FEMALE TEE		
PART NO.	MATERIAL	JIC/UNF THREAD	
AN938-04	P, D	7/16 X 20	
AN938-05	D	1/2 X 20	
AN938-06	P, D	9/16 X 18	
AN938-08	D	3/4 X 16	
AN938-10	D, P	7/8 X 14	
AN938-12	D, P	1 1/16 X 12	
AN938-16	D	1 5/16 X 12	

AN971	MALE WELD FLANGE ADAPTOR		
PART NO.	MATERIAL	JIC/UNF THREAD	
AN971-03	D	3/8 X 24	
AN971-04	P, D	7/16 X 20	
AN971-06	P, D	9/16 X 18	
AN971-07	P, D	5/8 X 18	
AN971-08	P, D	3/4 X 16	
AN971-10	P, D, C	7/8 X 14	
AN971-12	P, D	1 1/16 X 12	
AN971-16	P, D, C	1 5/16 X 12	
AN971-20	D	1 5/8 X 12	

AN871	FEMALE WELD ADAPTOR		
PART NO.	MATERIAL	JIC/UNF THREAD	
AN871-04	D	7/16 X 20 UNF	
AN871-06	D	9/16 X 18 UNF	
AN871-08	D	3/4 X 16 UNF	
AN871-10	D	7/16 X 14 UNF	
AN871-12	D	1 1/16 X 12 UNF	
AN871-16	D	1 5/16 X 12	
AN871-20	D	1 5/8 X 12	

JIC To JIC Unequal Thread

Fitting Type :
Adaptor
Material : C, CH, D, P

AN824

TEE WITH UNEQUAL LEG



PART NO.	MATERIAL	JIC/UNF THREAD		
		A	B	C
AN824-06-06-08	P, C, D	9/16	9/16	3/4
AN824-08-08-10	P, C, D	3/4	3/4	7/8
AN824-10-10-12	P, C, D	7/8	7/8	1 1/16

919

MALE TO MALE



PART NO.	MATERIAL	A-JIC/UNF THREAD	B-JIC/UNF THREAD	PART NO.	MATERIAL	A-JIC/UNF THREAD	B-JIC/UNF THREAD
919-04-03	P, C	7/16 X 20	3/8 X 24	919-10-08	P	7/8 X 14	3/4 X 16
919-04-44	P	7/16 X 20	7/16 X 24	919-12-08	P	1 1/16 X 12	3/4 X 16
919-06-03	P	9/16 X 18	3/8 X 24	919-12-10	P	1 1/16 X 12	7/8 X 14
919-06-04	P	9/16 X 18	7/16 X 20	919-16-10	P	1 5/16 X 12	7/8 X 14
919-08-06	P	3/4 X 16	9/16 X 18	919-16-12	P	1 5/16 X 12	1 1/16 X 12
919-10-06	P	7/8 X 14	9/16 X 18				

AN919

MALE TO MALE



PART NO.	MAT	A-JIC/UNF THREAD	B-JIC/UNF THREAD	PART NO.	MAT	A-JIC/UNF THREAD	B-JIC/UNF THREAD
AN919-0	D, C	-02 5/16 X24	-03 3/8 X 24	AN919-14	D	-10 7/8 X 14	-06 9/16 X 18
AN919-01	D	-02 5/16 X 24	-04 7/16 X 20	AN919-15	D	-10 7/8 X 14	-08 3/4 X 16
AN919-02	D	-03 3/8 X 20	-04 7/16 X 20	AN919-18	D	-12 1 1/16 X 12	-06 9/16 X 18
AN919-03	D	-04 7/16 X 20	-05 1/2 X 20	AN919-19	D	-12 1 1/16 X 12	-08 3/4 X 16
AN919-06-02	D	-06 9/16 X 18	-02 5/16 X 24	AN919-20	D	-12 1 1/16 X 12	-10 7/8 X 14
AN919-06	D	-06 9/16 X 18	-04 7/16 X 20	AN919-22	D	-16 1 5/16 X 12	-10 7/8 X 14
AN919-07	D	-06 9/16 X 18	-05 1/2 X 20	AN919-23	D	-16 1 5/16 X 12	-12 1 1/16 X 12
AN919-10	D	-08 3/4 X 16	-04 7/16 X 20	AN919-25	D	-20 1 5/8 X 12	-12 1 1/16 X 12
AN919-12	D	-06 9/16 X 18	-08 3/4 X 16	AN919-26	D	-20 1 5/8 X 12	-16 1 5/16 X 12
AN919-13	D	-10 7/8 X 14	-04 7/16 X 20				

JIC Male To Female

AN894

MALE REDUCER

FEMALE SEALS ON O-RING



PART NO.	MATERIAL	A-JIC/UNF THREAD	B-JIC/UNF THREAD	PART NO.	MATERIAL	A-JIC/UNF THREAD	B-JIC/UNF THREAD
AN894-04-03	D	7/16 X 20	3/8 X 24	AN894-12-08	D	1 1/16 X 12	3/4 X 16
AN894-06-04	D	9/16 X 18	7/16 X 20	AN894-12-10	D	1 1/16 X 12	7/8 X 14
AN894-06-08	D	9/16 X 18	3/4 X 16	AN894-16-08	D	1 5/16 X 12	3/4 X 16
AN894-08-06	D	3/4 X 16	9/16 X 18	AN894-16-10	D	1 5/16 X 12	7/8 X 14
AN894-10-06	D	7/8 X 14	9/16 X 18	AN894-16-12	D	1 5/16 X 12	1 1/16 X 12
AN894-10-08	D	7/8 X 14	3/4 X 16	AN894-20-16	D	1 5/8 X 12	1 5/16 X 12

AN950 MALE TO FEMALE ADAPTOR (JIC SEATS)


PART NO.	MAT	A-JIC/UNF THREAD	B-JIC/UNF THREAD	PART NO.	MAT	A-JIC/UNF THREAD	B-JIC/UNF THREAD	PART NO.	MAT	A-JIC/UNF THREAD	B-JIC/UNF THREAD
AN950-03-04	D	3/8 X 24	7/16 X 20	AN950-08-06	D	3/4 X 16	9/16 X 18	AN950-12-10	D	1 1/16 X 12	7/8 X 14
AN950-04-03	D	7/16 X 20	3/8 X 24	AN950-08-10	D	3/4 X 16	7/8 X 14	AN950-12-16	D	1 1/16 X 12	1 5/16 X 12
AN950-04-06	D	7/16 X 20	9/16 X 18	AN950-10-06	D	7/8 X 14	9/16 X 18	AN950-16-12	D	1 5/16 X 12	1 1/16 X 12
AN950-06-04	D	9/16 X 18	7/16 X 20	AN950-10-08	D	7/8 X 14	3/4 X 16	AN950-20-16	D	1 5/8 X 12	1 5/16 X 12
AN950-06-08	D	9/16 X 18	3/4 X 16	AN950-10-12	D	7/8 X 14	1 1/16 X 12				
AN950-08-04	D	3/4 X 16	7/16 X 20	AN950-12-08	D	1 1/16 X 12	3/4 X 16				


Material Key


B: Brass, C:Stainless Steel, CH:Chrome Plated, D:Aluminium,
DE: Electroless Nickel, P:Zinc Plated Carbon Steel, T:Titanium


Special Adaptors (Modified AN parts for motorsport requirements)


Fitting Type :
Adaptor
Material : C, CH, D, P


CPL	ADAPTOR SWIVEL FEMALE COUPLING		
PART NO.	MATERIAL	JIC/UNF THREAD	
 CPL-03	C,D	3/8 X 24	
CPL-04	C,D	7/16 X 20	
CPL-06	C,D	9/16 X 18	
CPL-08	C,D	3/4 X 16	
CPL-10	D	7/8 X 14	
CPL-12	D	1 1/16 X 12	
CPL-16	D	1 5/16 X 12	


CPL-823	ADAPTOR 45° MALE TO SWIVEL FEMALE		
PART NO.	MATERIAL	JIC/UNF THREAD	
 CPL-823-04	D	7/16 X 20	
CPL-823-06	D	9/16 X 18	
CPL-823-08	D	3/4 X 16	
CPL-823-10	D	7/8 X 14	
CPL-823-12	D	1 1/16 X 12	


CPL-824	ADAPTOR TEE MALE THREAD ON RUN SWIVEL FEMALE ON LEG		
PART NO.	MATERIAL	JIC/UNF THREAD	
 CPL-824-03	D	3/8 X 24	
CPL-824-04	D	7/16 X 20	
CPL-824-06	D	9/16 X 18	
CPL-824-08	D	3/4 X 16	
CPL-824-10	D	7/8 X 14	
CPL-824-12	D	1 1/16 X 12	


CPL-826	ADAPTOR TEE SWIVEL FEMALE ON RUN		
PART NO.	MATERIAL	JIC/UNF THREAD	
 CPL-826-03	D	3/8 X 24	
CPL-826-04	D	7/16 X 20	
CPL-826-06	D	9/16 X 18	
CPL-826-08	D	3/4 X 16	
CPL-826-10	D	7/8 X 14	
CPL-826-12	D	1 1/16 X 12	
CPL-826-06 M16	D	9/16 X 18 NUT, 16 X 1.5MM MALE	


CPL-903 TO 912	ADAPTOR 90° MALE TO FEMALE SWIVEL		
PART NO.	MATERIAL	JIC/UNF THREAD	
 CPL-903	D	3/8 X 24	
CPL-904	D	7/16 X 20	
CPL-906	D	9/16 X 18	
CPL-908	D	3/4 X 16	
CPL-910	D	7/8 X 14	
CPL-912	D	1 1/16 X 12	

CPL-816	ADAPTOR JIC/UNF FEMALE SWIVEL TO MALE NPT			
PART NO.	MATERIAL	A JIC	B NPT	
 CPL-8164	D	7/16 X 20	1/8 NPT	
CPL-81662	D	9/16 X 18	1/8 NPT	
CPL-81666	D	9/16 X 18	1/4 NPT	
CPL-81666	D	9/16 X 18	3/8 NPT	
CPL-81610	D	7/8 X 14	1/2 NPT	

CPL-910_	ADAPTOR 90° FEMALE TO FEMALE SWIVEL		
PART NO.	MATERIAL	JIC/UNF THREAD	
 CPL-9104	D	7/16 X 20	
CPL-9106	D	9/16 X 18	
CPL-9108	D	3/4 X 16	
CPL-9110	D	7/8 X 14	
CPL-9112	D	1 1/16 X 12	


CPL-450_	ADAPTOR 45° FEMALE TO FEMALE SWIVEL		
PART NO.	MATERIAL	JIC/UNF THREAD	
 CPL-4504	D	7/16 X 20	
CPL-4506	D	9/16 X 18	
CPL-4508	D	3/4 X 16	
CPL-4510	D	7/8 X 14	
CPL-4512	D	1 1/16 X 12	

CPL-900_	ADAPTOR 90° FEMALE TO FEMALE SWIVEL		
PART NO.	MATERIAL	JIC/UNF THREAD	
 CPL-9004	D	7/16 X 20	
CPL-9006	D	9/16 X 18	
CPL-9008	D	3/4 X 16	
CPL-9010	D	7/8 X 14	
CPL-9012	D	1 1/16 X 12	
CPL-9016	D	1 5/16 X 12	

CPL-460_	ADAPTOR 45° FEMALE TO FEMALE SWIVEL		
PART NO.	MATERIAL	JIC/UNF THREAD	
 CPL-4604	D	7/16 X 20	
CPL-4606	D	9/16 X 18	
CPL-4608	D	3/4 X 16	
CPL-4610	D	7/8 X 14	
CPL-4612	D	1 1/16 X 12	
CPL-4616	D	1 5/16 X 12	

JIC To NPT Male To Male Adaptors

AN826		JIC TEE NPT ON RUN			
PART NO.	MATERIAL	THREAD		B NPT	
		A JIC	B NPT		
AN826-03	D	3/8 X 24	1/8 X 27		
AN826-04	D	7/16 X 20	1/8 X 27		
AN826-06	D	9/16 X 18	1/4 X 18		
AN826-08	D	3/4 X 16	3/8 X 18		
AN826-10	D	7/8 X 14	1/2 X 14		
AN826-12	D	1 1/16 X 12	3/4 X 14		




AN825		JIC TEE NPT ON LEG			
PART NO.	MATERIAL	THREAD		B NPT	
		A JIC	B NPT		
AN825-03	D	3/8 X 24	1/8 X 27		
AN825-04	D	7/16 X 20	1/8 X 27		
AN825-06	D	9/16 X 18	1/4 X 18		
AN825-08	D	3/4 X 16	3/8 X 18		
AN825-10	D	7/8 X 14	1/2 X 14		
AN825-12	D	1 1/16 X 12	3/4 X 14		



AN816		ADAPTOR STRAIGHT MALE JIC TO STRAIGHT MALE NPT							
PART NO.	MATERIAL	A JIC		B NPT	PART NO.	MATERIAL	A JIC		B NPT
		A JIC	B NPT				A JIC	B NPT	
AN816-03	P, C, D	3/8 X 24	1/8 X 27		AN816-08-08	D	3/4 X 16	1/2 X 14	
AN816-03-04	P, C, D	3/8 X 24	1/4 X 18		AN816-08-12	D	3/4 X 16	3/4 X 14	
AN816-04D	P, C, D	7/16 X 20	1/8 X 27		AN816-10-06	D	7/8 X 14	3/8 X 18	
AN816-04-04	P, D	7/16 X 20	1/4 X 18		AN816-10	D	7/8 X 14	1/2 X 14	
AN816-04-06	P, D	7/16 X 20	3/8 X 18		AN816-10-12	D	7/8 X 14	3/4 X 14	
AN816-06-02	P, D	9/16 X 18	1/8 X 27		AN816-12-08	D	1 1/16 X 12	1/2 X 14	
AN816-06	P, D	9/16 X 18	1/4 X 18		AN816-12	D	1 1/16 X 12	3/4 X 14	
AN816-06-06	P, D	9/16 X 18	3/8 X 18		AN816-12-16	D	1 1/16 X 12	1 X 11 1/2	
AN816-06-08	P, D	9/16 X 18	1/2 X 14		AN816-16	D	1 5/16 X 12	1 X 11 1/2	
AN816-07	P, D	3/4 X 16	1/4 X 18		AN816-16-12	D	1 5/16 X 12	3/4 X 14	
AN816-08	D	3/4 X 16	3/8 X 18		AN816-20	D	1 5/8 X 12		



AN822		90° MALE ELBOW JIC TO MALE NPT							
PART NO.	MATERIAL	A JIC		B NPT	PART NO.	MATERIAL	A JIC		B NPT
		A JIC	B NPT				A JIC	B NPT	
AN822-03	P, C, D	3/8 X 24	1/8 X 27		AN822-08-08	P, D	3/4 X 16	1/2 X 14	
AN822-04	P, C, D	7/16 X 20	1/8 X 27		AN822-08-12	D	3/4 X 16	3/4 X 14	
AN822-04-04	P, D	7/16 X 20	1/4 X 18		AN822-10	P, D	7/8 X 14	1/2 X 14	
AN822-06-02	D	9/16 X 18	1/8 X 27		AN822-10-12	D	7/8 X 14	3/4 X 14	
AN822-06	P, D	9/16 X 18	1/4 X 18		AN822-12	D	1 1/16 X 12	1/4 X 14	
AN822-06-06	P, D	9/16 X 18	3/8 X 18		AN822-12-08	D	1 1/16 X 12	1/2 X 14	
AN822-06-08	P, D	9/16 X 18	1/2 X 14		AN822-12-16	D	1 1/16 X 12	1 X 11 1/2	
AN822-07	P, D	3/4 X 16	1/4 X 18		AN822-16	D	1 5/16 X 12	1 X 11 1/2	
AN822-08	P, D	3/4 X 16	3/8 X 18		AN822-16-12	D	1 5/16 X 12	3/4 X 14	




AN823		45° MALE ELBOW JIC TO NPT MALE							
PART NO.	MATERIAL	A JIC		B NPT	PART NO.	MATERIAL	A JIC		B NPT
		A JIC	B NPT				A JIC	B NPT	
AN823-03	D	3/8 X 24	1/8 X 27		AN823-08-08	D	3/4 X 16	1/2 X 14	
AN823-04	D	7/16 X 20	1/8 X 27		AN823-10	D	7/8 X 14	1/2 X 14	
AN823-04-04	D	7/16 X 20	1/4 X 18		AN823-10-06	D	7/8 X 14	3/8 X 18	
AN823-06-02	D	9/16 X 18	1/8 X 27		AN823-10-12	D	7/8 X 14	3/4 X 14	
AN823-06	D	9/16 X 18	1/4 X 18		AN823-12	D	1 1/16 X 12	3/4 X 14	
AN823-06-06	D	9/16 X 18	3/8 X 18		AN823-12-08	D	1 1/16 X 12	1/2 X 14	
AN823-06-08	D	9/16 X 18	1/2 X 14		AN823-16	D	1 5/16 X 12	1 X 11 1/2	
AN823-07	D	5/8 X 18	1/4 X 18		AN823-16-12	D	1 5/16 X 12	3/4 X 14	
AN823-08D	D	3/4 X 16	3/8 X 18						



NPT Adaptors - continued overleaf

Fitting Type :
Adaptor
Material : D


AN910		FEMALE PIPE COUPLER	
PART NO.	MATERIAL	NPT THREAD	
AN910-01	D	1/8 X 27	
AN910-02	D	1/4 X 18	
AN910-03	D	3/8 X 18	
AN910-04	D	1/2 X 14	
AN910-06	D	3/4 X 14	
AN910-08	D	1 X 11 1/2	





Material Key


B: Brass, C: Stainless Steel, CH: Chrome Plated, D: Aluminium, DE: Electroless Nickel, P: Zinc Plated Carbon Steel, T: Titanium


NPT Adaptors - *continued*


AN911	MALE TO MALE ADAPTOR		
	PART NO.	MATERIAL	NPT THREAD
	AN911-01	D	1/8 X 27
	AN911-02	D	1/4 X 18
	AN911-03	D	3/8 X 18
	AN911-04	D	1/2 X 14
	AN911-06	D	3/4 X 14
	AN911-08	D	1 X 11.5


AN912	ADAPTOR MALE - FEMALE			
	PART NO.	MAT	NPT MALE	NPT FEMALE
	AN912-01	D	1/4 X 18	1/8 X 27
	AN912-02	D	3/8 X 18	1/4 X 18
	AN912-03	D	3/8 X 18	1/8 X 27
	AN912-04	D	1/2 X 14	3/8 X 18
	AN912-05	D	1/2 X 14	1/4 X 18
	AN912-06	D	1/2 X 14	1/8 X 27
	AN912-07	D	3/4 X 14	1/2 X 14
	AN912-08	D	3/4 X 14	3/8 X 18
	AN912-09	D	3/4 X 14	1/4 X 18
	AN912-10	D	1 X 11 1/2	3/4 X 14
	AN912-11	D	1 X 11 1/2	1/2 X 14
	AN912-12	D	1 X 11 1/2	1/2 X 14


AN913	PLUG HEX HEAD NPT		
	PART NO.	MATERIAL	NPT THREAD
	AN913-01	D	1/16 X 26
	AN913-02	D	1/8 X 27
	AN913-03	D	1/4 X 18
	AN913-04	D	3/8 X 18
	AN913-05	D	1/2 X 14
	AN913-06	D	3/4 X 14
	AN913-08	D	1 X 11 1/2

AN914	NPT FEMALE TO MALE 90° EQUAL		
	PART NO.	MATERIAL	NPT THREAD
	AN914-01	D	1/8 X 27
	AN914-02	D	1/4 X 18
	AN914-03	D	3/8 X 18

AN915	NPT FEMALE TO MALE 45° EQUAL		
	PART NO.	MATERIAL	NPT THREAD
	AN915-01	D	1/8 X 27
	AN915-02	D	1/4 X 18
	AN915-03	D	3/8 X 18


AN916	NPT FEMALE TO FEMALE 90° EQUAL		
	PART NO.	MATERIAL	NPT THREAD
	AN916-01	D	1/8 X 27
	AN916-02	D	1/4 X 18
	AN916-03	D	3/8 X 18

AN917	NPT TEE		
	PART NO.	MATERIAL	NPT THREAD
	AN917-01	D	1/8 X 27
	AN917-02	D	1/4 X 18
	AN917-03	D	3/8 X 18
	AN917-04	D	1/2 X 14
	AN917-06	D	3/4 X 14
	AN917-08	D	1 X 11 1/2

AN932	PLUG SOCKET HEAD		
	PART NO.	MATERIAL	NPT THREAD
	AN932-01	D	1/16 X 27
	AN932-02	D	1/8 X 27
	AN932-03	D	1/4 X 18
	AN932-04	D	3/8 X 18
	AN932-05	D	1/2 X 14
	AN932-06	D	3/4 X 14
	AN932-08	D	1 X 11 1/2

JIC Male To Metric Male

Fitting Type : Adaptor
Material : P, C, CH, D

305	ADAPTOR JIC TO METRIC CONVEX							
	PART NO.	MATERIAL	A JIC	B METRIC	PART NO.	MATERIAL	A JIC	B METRIC
	*305-03-31	C, CH, D, P	3/8 X 24	10 X 1.00MM	305-06-M121	D	9/16 X 18	12 X 1.00MM
	305-03-32	P, C, D	3/8 X 24	10 X 1.25MM	305-06-M122	D	9/16 X 18	12 X 1.25MM
	305-03-21	C	3/8 X 24	8 X 1.00MM	305-06-M12	P, D	9/16 X 18	12 X 1.50MM
	305-03-M12	C	3/8 X 24	12 X 1.50MM	305-06-M14	D	9/16 X 18	14 X 1.50MM
	305-03-M121	P, C	3/8 X 24	12 X 1.00MM	305-06-M16	D	9/16 X 18	16 X 1.50MM
	305-03-M122	P, C	3/8 X 24	12 X 1.25MM	305-08-31	D	3/4 X 16	10 X 1.00MM
	305-04-M12	D	7/16 X 20	12 X 1.50MM	305-08-35	D	3/4 X 16	10 X 1.50MM
	305-04-M121	P	7/16 X 20	12 X 1.00MM	305-08-M122	D	3/4 X 16	12 X 1.25MM
	305-04-M122	P	7/16 X 20	12 X 1.25MM	305-08-M12	D	3/4 X 16	12 X 1.50MM
	305-04-M14	P	7/16 X 20	14 X 1.50MM	305-08-M14	D	3/4 X 16	14 X 1.50MM
	305-04-31	P, D	7/16 X 20	10 X 1.00MM	305-08-M16	D	3/4 X 16	16 X 1.50MM
	305-04-32	C	7/16 X 20	10 X 1.25MM	305-10-M18	D	7/8 X 14	18 X 1.50MM
	305-04-35	P	7/16 X 20	10 X 1.50MM	305-12-M20	D	1 1/16 X 14	20 X 1.50MM
	305-06-31	D	9/16 X 18	10 X 1.00MM	305-16-M24	D	1 5/16 X 14	24 X 1.50MM

JIC Male To Metric Male - *continued*

Fitting Type : Adaptor
Material : C, CH, D, P

307

ADAPTOR JIC TO METRIC CONVEX BULKHEAD



PART NO.	MATERIAL	JIC/UNF THREAD	
		A JIC	B METRIC
307-03-31	P, C	3/8 X 24	10 X 1.00MM
307-03-32	P, C	3/8 X 24	10 X 1.25MM

USE LOCKNUT 318

306

ADAPTOR JIC TO METRIC CONCAVE

PART NO.	MAT	A JIC	B METRIC	PART NO.	MAT	A JIC	B METRIC	PART NO.	MAT	A JIC	B METRIC
306-02-32	C, T	5/16 X 24	10 X 1.25MM	306-04-M22	D	7/16 X 20	22 X 1.50MM	306-08-M22	D	3/4 X 16	22 X 1.50MM
306-03-M12	C, CH, D	3/8 X 24	12 X 1.50MM	306-04-31	D	7/16 X 20	10 X 1.00MM	306-10-M14	D	7/8 X 14	14 X 1.50MM
306-03-M121	D	3/8 X 24	12 X 1.00MM	306-04-32	D	7/16 X 20	10X 1.25MM	306-10-M16	P, D	7/8 X 14	16 X 1.50MM
306-03-M16	D	3/8 X 24	16 X 1.50MM	306-06-31	D	9/16 X 18	10 X 1.00MM	306-10-M18	D	7/8 X 14	18 X 1.50MM
306-03-M18	P, D	3/8 X 24	18 X 1.50MM	306-06-32	P, D	9/16 X 18	10 X 1.25MM	306-10-M20	D	7/8 X 14	20 X 1.50MM
306-03-M20	D	3/8 X 24	20 X 1.50MM	306-06-M121	D	9/16 X 18	12 X 1.00MM	306-10-M22	D	7/8 X 14	22 X 1.50MM
306-03-M22	D	3/8 X 24	22 X 1.50MM	306-06-M12	P, D	9/16 X 18	12 X 1.50MM	306-10-M24	D	7/8 X 14	24 X 1.50MM
*306-03-31	C,CH,D, P	3/8 X 24	10 X 1.00MM	306-06-M14	P, D	9/16 X 18	14 X 1.50MM	306-10-M26	D	7/8 X 14	26 X 1.50MM
*306-03-32	C,CH,D, P	3/8 X 24	10 X 1.25MM	306-06-M16	P, D	9/16 X 18	16 X 1.50MM	306-12-M18	D	1 1/16 X 14	18 X 1.50MM
306-03-35	P	3/8 X 24	10 X 1.50MM	306-06-M18	P, D	9/16 X 18	18 X 1.50MM	306-12-M20	D	1 1/16 X 14	20 X 1.50MM
306-04-M12	P	7/16 X 20	12 X 1.50MM	306-06-M20	D	9/16 X 18	20 X 1.50MM	306-12-M22	D	1 1/16 X 14	22 X 1.50MM
306-04-M121	D	7/16 X 20	12 X 1.00MM	306-08-M12	P, D	3/4 X 16	12 X 1.50MM	306-12-M24	D	1 1/16 X 14	24 X 1.50MM
306-04-M14	D	7/16 X 20	14 X 1.50MM	306-08-M14	P	3/4 X 16	14 X 1.50MM	306-16-M26	D	1 5/16 X 14	26 X 1.50MM
306-04-M16	P	7/16 X 20	16 X 1.50MM	306-08-M16	P, D	3/4 X 16	16 X 1.50MM	306-16-M30	P, D	1 5/16 X 14	30 X 1.50MM
306-04-M18	D	7/16 X 20	18 X 1.50MM	306-08-M18	P, D	3/4 X 16	18 X 1.50MM				

BSP to JIC Adaptors

743

BSP MALE TO JIC MALE BULKHEAD



PART NO.	MATERIAL	THREAD	
		A BSP	B UNF
743-03-03	P	1/8 X 28	3/8 X 24
743-04-04	P	1/8 X 28	7/16 X 20

USE LOCKNUT 924

741

BSP MALE TO JIC MALE



PART NO.	MATERIAL	A BSP	B UNF	PART NO.	MATERIAL	A BSP	B UNF
741-03-02	P	1/8 X 28	5/16 X 24	741-06-04	P, D	3/8 X 19	7/16 X 20
741-03-03	P, CH	1/8 X 28	3/8 X 24	741-06-05	P, D	3/8 X 19	1/2 X 20
741-03-04	P, CH	1/8 X 28	7/16 X 20	741-06-06	P, D	3/8 X 19	9/16 X 18
741-03-05	P	1/8 X 28	1/2 X 20	741-06-07	P, D	3/8 X 19	5/8 X 18
741-03-06	D	1/8 X 28	9/16 X 18	741-06-08	P, D	3/8 X 19	3/4 X 16
741-03-07	P	1/8 X 28	5/8 X 18	741-06-10	P, D	3/8 X 19	7/8 X 14
741-03-08	D	1/8 X 28	3/4 X 16	741-06-12	P, D	3/8 X 19	1 1/16 X 12
741-04-03	P	1/4 X 19	3/8 X 24	741-08-06	P, D	1/2 X 14	9/16 X 18
741-04-04	P	1/4 X 19	7/16 X 20	741-08-08	P, D	1/2 X 14	3/4 X 16
741-04-05	P, D	1/4 X 19	1/2 X 20	741-08-10	P, D	1/2 X 14	7/8 X 14
741-04-06	P, D	1/4 X 19	9/16 X 18	741-08-12	P, D	1/2 X 14	1 1/16 X 12
741-04-07	P, D	1/4 X 19	5/8 X 18	741-12-12	P, D	3/4 X 14	1 1/16 X 12
741-04-08	P, D	1/4 X 19	3/4 X 16				
741-04-10	P, D	1/4 X 19	7/8 X 14				

Material Key

B: Brass, C: Stainless Steel, CH: Chrome Plated, D: Aluminium, DE: Electroless Nickel, P: Zinc Plated Carbon Steel, T: Titanium

BSP Female To JIC Male

763

BSP FEMALE TO JIC MALE



PART NO.	MATERIAL	A BSP	B JIC/UNF	PART NO.	MATERIAL	A BSP	B JIC/UNF
763-03-03	D	1/8 X 28	3/8 X 24	763-08-08	P	1/2 x 14	3/4 X 16
763-03-04	D, P	1/8 X 28	7/16 X 20	763-08-10	P	1/2 x 14	7/8 X 14
763-04-04	P	1/4 X 19	7/16 X 20	763-08-12	P	1/2 x 14	1 1/16 X 12
763-04-06	D	1/4 X 19	9/16 X 18	763-08-16	D	1/2 x 14	1 5/16 X 12
763-06-06	D, P	3/8 X 19	9/16 X 18	763-10-08	P	5/8 x 14	3/4 X 16
763-06-08	D, P	3/8 X 19	3/4 X 16	763-10-16	D	5/8 x 14	1 5/16 X 12
763-06-10	P	3/8 X 19	7/8 X 14	763-12-10	P, D	3/4 x 14	7/8 X 14
763-08-06	P	1/2 x 14	9/16 X 18	763-12-12	P, D	3/4 x 14	1 1/16 X 12

BSP Male To Metric Male

946

METRIC BULKHEAD CONVEX SEAT



PART NO.	MATERIAL	THREAD	
		A BSP	B METRIC
946-03-31	P	1/8 X 28	M10 X 1.00
946-03-32	P	1/8 X 28	M10 X 1.25
946-03-35	P	1/8 X 28	M10 X 1.50
946-04-M12	P	1/4 X 19	M12 X 1.50
946-04-31	P	1/4 X 19	M10 X 1.00

945

METRIC CONVEX SEAT



PART NO.	MATERIAL	THREAD	
		A BSP	B METRIC
945-03-31	P, CH	1/8 X 28	M10 X 1.00
945-03-32	P, CH	1/8 X 28	M10 X 1.25
945-03-35	P	1/8 X 28	M10 X 1.50
945-03-M121	P	1/8 X 28	M12 X 1.00
945-04-31	P	1/4 X 19	M10 X 1.00

742


METRIC CONCAVE SEAT





PART NO.	MATERIAL	A BSP	B METRIC	PART NO.	MATERIAL	A BSP	B METRIC
742-03-21	P, CH	1/8 X 28	M8 X 1.00	742-04-M14	P	1/4 X 19	M14 X 1.50
742-03-31	P, CH	1/8 X 28	M10 X 1.00	742-06-M121	P	3/8 X 19	M12 X 1.00
742-03-32	P, CH	1/8 X 28	M10 X 1.25	742-06-M12	P	3/8 X 19	M12 X 1.50
742-03-35	P	1/8 X 28	M10 X 1.50	742-06-M16	P	3/8 X 19	M16 X 1.50
742-03-M121	P	1/8 X 28	M12 X 1.00	742-06-M18	P	3/8 X 19	M18 X 1.50
742-03-M122	P	1/8 X 28	M12 X 1.25	742-06-M22	P	3/8 X 19	M22 X 1.50
742-03-M12	P	1/8 X 28	M12 X 1.50	742-08-M14	P	1/2 X 14	M14 X 1.50
742-03-M14	P	1/8 X 28	M14 X 1.50	742-08-M16	P	1/2 X 14	M16 X 1.50
742-03-M16	P	1/8 X 28	M16 X 1.50	742-08-M18	P	1/2 X 14	M18 X 1.50
742-04-31	P	1/4 X 19	M10 X 1.00	742-08-M20	P	1/2 X 14	M20 X 1.50
742-04-M16	P	1/4 X 19	M16 X 1.50	742-10-M24	P	5/8 X 14	M24 X 1.50
742-04-M18	P	1/4 X 19	M18 X 1.50				
742-04-M121	P	1/4 X 19	M12 X 1.00				
742-04-M12	P	1/4 X 19	M12 X 1.50				


BSP Male Equal Thread

Fitting Type :
Adaptor
Material : B, C, CH, D, P

136	STRAIGHT MALE ADAPTOR		
	PART NO.	MATERIAL	BSP THREAD
	136-03	P, B	1/8 X 28
	136-04	P	1/4 X 19


315	CAP		
	PART NO.	MATERIAL	BSP THREAD
	315-03	P	1/8 X 28
	315-04	P	1/4 X 19

313	PLUG		
	PART NO.	MATERIAL	BSP THREAD
	313-03	P	1/8 X 28
	313-04	P	1/4 X 19
	313-06	P, D	3/8 X 19
	313-08	P	1/2 X 14
	313-10	P	5/8 X 14

536	TEE		
	PART NO.	MATERIAL	BSP THREAD
	536-03	P, B	1/8 X 28
	536-04	P	1/4 X 19


BSP Male Unequal Thread

Fitting Type :
Adaptor
Material : C, CH, D, P

135	UNEQUAL MALE			
	PART NO.	MATERIAL	A BSP	B BSP
	135-03-04	P	1/8 X 28	1/4 X 19
	135-03-06	P	1/8 X 28	3/8 X 19
	135-03-08	P	1/8 X 28	1/2 X 14
	135-04-06	P	1/4 X 19	3/8 X 19
	135-04-08	P	1/4 X 19	1/2 X 14
	135-06-08	P	3/8 X 19	1/2 X 14
	135-06-10	P	3/8 X 19	5/8 X 14

BSP To NPT Male

Fitting Type :
Adaptor
Material : C, CH, D, P

544	STRAIGHT MALE BSP/NPT			
	PART NO.	MATERIAL	A BSP	B NPT
	544-03-03	P, CH	1/8 X 28	1/8 X 27
	544-03-04	P	1/4 X 19	1/8 X 27
	544-04-03	P	1/8 X 28	1/4 X 18
	544-04-04	P	1/4 X 19	1/4 X 18
	544-04-06	P	3/8 X 19	1/4 X 18

Material Key

B: Brass, C: Stainless Steel, CH: Chrome Plated, D: Aluminium, DE: Electroless Nickel, P: Zinc Plated Carbon Steel, T: Titanium

Metric Adaptors

316

CAP



PART NO.	MATERIAL	METRIC THREAD
316-M12	D	M12 X 1.50
316-M14	D	M14 X 1.50

314

PLUG



PART NO.	MATERIAL	METRIC THREAD
314-M12	D	M12 X 1.50
314-M122	P	M12 X 1.25
314-M16	P	M16 X 1.50
314-31	P	M10 X 1.00
314-35	P, D	M10 X 1.50

148

METRIC UNEQUAL MALE CONCAVE SEAT



PART NO.	MATERIAL	A METRIC	B METRIC
148-31-M12	P	M10 X 1.00	M12 X 1.50
148-31-M16	P	M10 X 1.00	M16 X 1.50
148-31-M18	P	M10 X 1.00	M18 X 1.50
148-35-M12	P	M10 X 1.50	M12 X 1.50
148-M12-M14	P	M12 X 1.50	M14 X 1.50
148-M121-M18	P	M12 X 1.00	M18 X 1.50
148-M14-M16	P	M14 X 1.50	M16 X 1.50
148-M16-M18	P	M16 X 1.50	M18 X 1.50
148-M18-M22	P	M18 X 1.50	M22 X 1.50

149

METRIC EQUAL MALE CONCAVE SEAT



PART NO.	MATERIAL	A METRIC	B METRIC
149-21	P	M8 X 1.00	M8 X 1.00
149-M12	P	M12 X 1.50	M12 X 1.50
149-M14	P	M14 X 1.50	M14 X 1.50
149-M142	D	M14 X 1.25	M14 X 1.25
149-M16	P	M16 X 1.50	M16 X 1.50
149-M161	P	M16 X 1.00	M16 X 1.00
149-M162	P	M16 X 1.25	M16 X 1.25

PART NO.	MATERIAL	A METRIC	B METRIC
149-M18	P	M18 X 1.50	M18 X 1.50

Carburetor & Fuel Adaptors

Fitting Type :

Adaptor

Material : P, D

Application :

All common carburetor systems

For carburetor fittings to suit 200 hose, see page 54

CAB

STRAIGHT MALE CONVEX SEAT



PART NO.	DESCRIPTION	THREAD A	THREAD B
CAB206	DUAL FEED HOLLEY	7/8 X 20	-6 JIC
CAB246	SINGLE FEED HOLLEY	9/16 X 24	-6 JIC
CAB208	DUAL FEED HOLLEY	7/8 X 20	-8 JIC
CAB1215	WEBER	M12 X 1.50	-6 JIC
CAB5820	CARTER	5/8 X 20	-6 JIC
CAB1212	DELLORTO	M12 X 1.25	-6 JIC

FB

FUEL PUMP AND GAUGE FITTINGS




PART NO.	DESCRIPTION	THREAD A	THREAD B
FB206	FUEL PUMP FITTING	1/2 X 20	-6 JIC
FB186	FUEL PUMP FITTING	5/8 X 18	-6 JIC
FB192	PRESSURE GAUGE	1/8 NPT	-6 JIC
FB195	PRESSURE GAUGE	1/8 NPT	-6 JIC

Available outside USA by request only

GA

FUEL AND OIL PRESSURE GAUGE FITTINGS



PART NO.	THREAD A	THREAD B
GA-3	MALE-3AN	FEMALE 1/8 NPT
GA-4	MALE-4AN	FEMALE 1/8 NPT
GA-903	MALE-3AN	90° FEMALE 1/8 NPT
GA-904	MALE-4AN	90° FEMALE 1/8 NPT

Metric & JIC/UNF Banjo Adaptors and Banjo Bolts

Fitting Type :
Banjo Adaptor
Material : C, D, P

779

TWIN BANJO ADAPTOR



PART NO.	MATERIAL	JIC/UNF	TO SUIT BOLT
779-03	C, P	3/8 X 24	3/8 M10
779-04-06	D	7/16 X 20	9/16
779-06-M14	D	9/16 X 18	14MM
779-06-04	D	9/16 X18	7/16

776

SINGLE BANJO ADAPTOR



PART NO.	MATERIAL	JIC/UNF	TO SUIT BOLT	PART NO.	MATERIAL	JIC/UNF	TO SUIT BOLT
776-02-03	C	5/16 X 24	3/8 / 10MM	776-06-04	D	9/16 X 18	7/16
776-02	C	5/16 X 24	5/16	776-06-M12	D	9/16 X 18	12MM
776-03	P, C, D	3/8 X 24	3/8 / 10MM	776-06-M14	D	9/16 X 18	14MM
776-03-04	C, P	3/8 X 24	7/16	776-06-M16	D	9/16 X 18	16MM
776-04-03	P	7/16 X 20	3/8	776-06	D	9/16 X 18	9/16
776-04	P	7/16 X 20	7/16	776-08-M14	D	3/4 X 16	14MM
776-04-M12	P	7/16 X 20	12MM	776-08-M16	D	3/4 X 16	16MM
776-04-M14	D	7/16 X 20	14MM	776-08-M18	D	3/4 X 16	18MM
776-04-06	P	7/16 X 20	9/16	776-10	D	7/8 X 14	7/8
				776-10-M18	D	7/8 X 14	18MM
				776-10-M20	D	7/8 X 14	20MM

775

SINGLE BANJO BOLT UNF



PART NO.	MATERIAL	UNF THREAD
775-03	P	3/8 X 24
775-04	P	7/16 X 20
775-44	P	7/16 X 24
775-06	D	9/16 X 18
775-08	D	3/4 X 16

PLEASE REFER TO PAGE 41 FOR OTHER
BANJO BOLTS

992

SINGLE BANJO BOLT METRIC



PART NO.	MAT	UNF THREAD	PART NO.	MAT	/UNF THREAD
992-04-M12	C, CH, D	M12 X 1.50	992-08-M16S	D	M16 X 1.50 SHORT
992-04-M121	D, P	M12 X 1.00	992-08-M18	D	M18 X 1.50
992-04-M121S	C, P	M12 X 1.00 SHORT	992-M12-M12	D	M12 X 1.50 M12 BANJO
992-04-M122	D, P	M12 X 1.25	992-M14-M14	D	M14 X 1.50 M14 BANJO
992-04-32	C	M10 X 1.25			
992-06-M12	D	M12 X 1.50			
992-06-M14	C, CH, D, P	M14 X 1.50			
992-06-M142	D	M14 X 1.25			
992-06-M16	D	M16 X 1.50			
992-08-M16	D	M16 X 1.50			

NPT To Push Fit Hose End

Fitting Type :

Adaptor

Application :

All common carburetor systems

Material : D

AN842

90° FORGED ADAPTOR



PART NO.	MATERIAL	THREAD	TO SUIT HOSE
AN842-04	D	1/8 X 27	200-04
AN842-06	D	1/4 X 18	200-06
AN842-08	D	3/8 X 18	200-08
AN842-10	D	1/2 X 14	200-10
AN842-12	D	3/4 X 14	200-12

AN840

STRAIGHT ADAPTOR



PART NO.	MATERIAL	THREAD	TO SUIT HOSE
AN840-04	D	1/8 X 27	200-04
AN840-06	D	1/4 X 18	200-06
AN840-08	D	3/8 X 18	200-08
AN840-10	D	1/2 X 14	200-10
AN840-12	D	3/4 X 14	200-12

AN844

45° FORGED ADAPTOR



PART NO.	MATERIAL	THREAD	TO SUIT HOSE
AN844-04	D	1/8 X 27	200-04
AN844-06	D	1/4 X 18	200-06
AN844-08	D	3/8 X 18	200-08
AN844-10	D	1/2 X 14	200-10
AN844-12	D	3/4 X 14	200-12

Material Key

B: Brass, C:Stainless Steel, CH:Chrome Plated, D:Aluminium, DE: Electroless Nickel, P:Zinc Plated Carbon Steel, T:Titanium

Special Adaptors


Fitting Type :

Adaptor

Application :


Power steering, Gauges, Pressure switches, Special applications

185 POWER STEERING ADAPTOR

A	PART NO.	MATERIAL	THREAD	
			A THREAD	B JIC/UNF
	185001	P	1/2 X 20	9/16 X 18
	185002	P	5/8 X 18	9/16 X 18
	185003	P	11/16 X 18	9/16 X 18
	185004	P	M14 X 1.50	9/16 X 18
	185005	P	M16 X 1.50	9/16 X 18
	185006	P	M18 X 1.50	9/16 X 18


REPLACEMENT O-RINGS ARE AVAILABLE. SEE PAGE 82

AN921 90° O RING BOSS TO MALE UNION

A	PART NO.	MATERIAL	JIC/UNF THREAD	
			JIC	UNF
	AN921-06	D	9/16 X 18	UNF
	AN921-08	D	3/4 X 16	UNF
	AN921-10	D	7/8 X 14	UNF
	AN921-12	D	1 1/16 X 12	UNF


REPLACEMENT STAT-O-SEALS ARE AVAILABLE. SEE PAGE 90

AN922 45° O RING BOSS TO MALE UNION


A	PART NO.	MATERIAL	JIC/UNF THREAD	
			JIC	UNF
	AN922-06	D	9/16 X 18	UNF
	AN922-08	D	3/4 X 16	UNF
	AN922-10	D	7/8 X 14	UNF
	AN922-12	D	1 1/16 X 12	UNF

REPLACEMENT STAT-O-SEALS ARE AVAILABLE. SEE PAGE 90


FP190/FP191 JIC MALE TO MALE WITH FEMALE NPT IN HEX

A	PART NO.	MATERIAL	THREAD	
			JIC	NPT
	FP190	D	9/16 X 18	1/8 NPT
	FP191	D	3/4 X 16	1/8 NPT


FP192/193 JIC FEMALE TO MALE WITH FEMALE NPT IN HEX

A	PART NO.	MATERIAL	THREAD	
			JIC	NPT
	FP192	D	9/16 X 18	1/8 NPT
	FP193	D	3/4 X 16	1/8 NPT
	FP198	D	1 1/16 X 12	1/8 NPT
	FP199	D	7/16 X 20	1/8 NPT

FP194 to 197 JIC MALE TO NPT MALE WITH NPT FEMALE IN HEX

A	PART NO.	MATERIAL	THREAD	
			JIC	NPT
	FP194	D	-06 MALE TO 1/4 NPT MALE TO 1/8 NPT HEX	
	FP195	D	-08 MALE TO 1/4 NPT MALE TO 1/8 NPT HEX	
	FP196	D	-06 MALE TO 3/8 NPT MALE TO 1/8 NPT HEX	
	FP197	D	-08 MALE TO 3/8 NPT MALE TO 1/8 NPT HEX	


AN920 STRAIGHT O RING BOSS TO MALE UNION

A	PART NO.	MATERIAL	THREAD	
			A JIC	B UNF
	AN920-04	D	7/16 X 20	7/16 X 20
	AN920-06	D	9/16 X 18	9/16 X 18
	AN920-06-10	D	9/16 X 18	7/8 X 14
	AN920-08	D	3/4 X 16	3/4 X 16
	AN920-08-10	D	3/4 X 16	7/8 X 14
	AN920-08-12	D	3/4 X 16	1 1/16 X 12
	AN920-10	D	7/8 X 14	7/8 X 14
	AN920-10-06	D	7/8 X 14	9/16 X 18
	AN920-10-08	D	7/8 X 14	3/4 X 16
	AN920-10-12	D	7/8 X 14	1 1/16 X 12
	AN920-12	D	1 1/16 X 12	1 1/16 X 12
	AN920-12-10	D	1 1/16 X 12	7/8 X 14


REPLACEMENT O-RINGS ARE AVAILABLE. SEE PAGE 82

3 And 4 Way Connectors


2203 3 WAY JIC/UNF FEMALE TEE

A	PART NO.	MATERIAL	JIC/UNF THREAD	
			JIC	UNF
	2203-03	B	3/8 X 24	
	2203-31	B	10 X 1.00MM	Metric Concave
	2203-M121	B	M12 X 1.00MM	


2204 4 WAY FEMALE TEE

A	PART NO.	MATERIAL	THREAD	
			JIC	UNF
	2204-03	B	3/8 X 24	
	2204-31	B	M10 x 1.00MM	Metric Concave

2205 3 WAY JIC/UNF FEMALE TEE

A	PART NO.	MATERIAL	JIC/UNF THREAD	
			JIC	UNF
	2205-03	D	3/8 X 24	
	2205-31	D	10 X 1.00MM	Metric Concave

2206 4 WAY FEMALE TEE


A	PART NO.	MATERIAL	THREAD	
			JIC	UNF
	2206-03	D	3/8 X 24	
	2206-31	D	M10 x 1.00MM	Metric Concave


Brake Adaptors


Fitting Type :
Brake Adaptor
Application :
Brake systems
To Suit Hose :
600 series
Material : P
Please Note :
INV = Convex
BUB = Concave


The Goodridge range of brake adaptors has evolved over the past 35 years to cover almost every combination of thread, dimension and application. Whether you are working on a race car, passenger vehicle, motorcycle or custom project, you are sure to find the adaptor you need.


It is important to note that these adaptors can be utilised with your pre-made TÜV/DOT PTFE Hose assemblies and still remain within the legal requirements.


10100		BRAKE ADAPTOR	
		PART NO.	DESCRIPTION
		10100-03	-3 MALE TO 10 X 1.00MM
		10100-04	-4 MALE TO 10 X 1.00MM


10120		BRAKE ADAPTOR	
		PART NO.	DESCRIPTION
		10120-03	-3 MALE TO 1/2 X 20 INV


10125		BRAKE ADAPTOR	
		PART NO.	DESCRIPTION
		10125-03	-3 MALE TO 10 X 1.25MM
		10125-04	-4 MALE TO 10 X 1.25MM


10324		BRAKE ADAPTOR	
		PART NO.	DESCRIPTION
		10324-03	-3 MALE TO 3/8 X 24 INV
		10324-04	-4 MALE TO 3/8 X 24 INV


10716		BRAKE ADAPTOR	
		PART NO.	DESCRIPTION
		10716-03	-3 MALE TO 7/16 X 24 INV
		10716-04	-4 MALE TO 7/16 X 24 INV


10720		BRAKE ADAPTOR	
		PART NO.	DESCRIPTION
		10720-03	-3 MALE TO 7/16 X 20 INV
		10720-04	-4 MALE TO 7/16 X 20 INV


10916		BRAKE ADAPTOR	
		PART NO.	DESCRIPTION
		10916-03	-3 MALE TO 9/16 X 18 CONVEX

FM10100		BRAKE ADAPTOR	
		PART NO.	DESCRIPTION
		FM10100-03	-3 MALE TO FEMALE 10 X 1.00MM INV
		FM10100-31	-3 MALE TO FEMALE 10 X 1.00 MM BUB FLARE
		FM10100-04	-4 MALE TO FEMALE 10 X 1.00MM INV
		FM10100-44	-4 MALE TO FEMALE 10 X 1.00MM BUB FLARE

FM10125		BRAKE ADAPTOR	
		PART NO.	DESCRIPTION
		FM10125-03	-3 MALE TO FEMALE 10 X 1.25MM INV

FM10324		BRAKE ADAPTOR	
		PART NO.	DESCRIPTION
		FM10324-03	-3 MALE TO FEMALE 3/8 X 24 INV
		FM10324-04	-4 MALE TO FEMALE 3/8 X 24 INV
		FM10324-04	-4 MALE BULKHEAD TO 3/8 X 24 INV

FM10716		BRAKE ADAPTOR	
		PART NO.	DESCRIPTION
		FM10716-03	-3 MALE TO FEMALE 7/16 X 24 INV
		FM10716-04	-4 MALE TO FEMALE 7/16 X 24 INV



Ancillary

Section:08

Ancillary

This section contains all those extras the professional may require to complete the job together with some extras Goodridge has been asked for over the years.

If you are unable to find what you need, please ask our professional sales team and we will do our best to supply.

Buna O-Ring

Part No: OR6290

Fitting Type : O-Ring

Application :

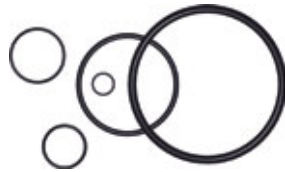
Suitable for all petroleum products

Please Note :

These 'O' rings conform to AN6290 specifications.

To suit :

AN920, AN921, AN922, AN814SD and swivel G-Line fittings



PART NO.	SECTION (INCHES)	I.D (INCHES)	SECTION (MM)	I.D (MM)
OR6290-03	0.064 ± 0.003	0.301 ± 0.005	1.6	7.65
OR6290-04	0.072 ± 0.003	0.351 ± 0.005	1.8	8.92
OR6290-06	0.078 ± 0.003	0.468 ± 0.005	2.0	11.89
OR6290-08	0.087 ± 0.003	0.644 ± 0.005	2.2	16.36
OR6290-10	0.097 ± 0.003	0.755 ± 0.005	2.5	19.18
OR6290-12	0.116 ± 0.004	0.924 ± 0.006	2.9	23.47
OR6290-16	0.116 ± 0.004	1.171 ± 0.006	2.9	29.74

Lockwire and Lockwire Twist Pliers

Part No: LWD / TP598

Material :

Stainless Steel (Lockwire)

Package Weight :

0.45 Kilos

Options Available :

See table opposite.

Aircraft grade 302 stainless steel lock wire made to military specifications is perfect for positioning hoses or mounting hardware and combined with our Lockwire Twist Pliers allows for quick and easy safety lockwiring.



PART NO.	WIRE SIZE INCHES	WIRE SIZE MM
LWD594	0.018	0.45
LWD595	0.020	0.51
LWD596	0.024	0.62
LWD597	0.032	0.81
LDW598	0.040	1.01
TP598	LOCKWIRE TWIST PLIERS	

Clamps

Part No: PLCC

Material : D

Please Note :

* -04 and -05 available in coloured anodised aluminium.

Anodised Aluminium Colour :

BU ● GD ● RD ●

Example Part No.

PLCC-03DGD =

Anodised Aluminium Gold

Aircraft quality clamps to support and locate hoses. They can be secured either by a rivet or a bolt.



PART NO.	INSIDE DIAMETER	HOSE TYPE
PLCC-03	3/16	600-02
PLCC-04*	1/4	600-03
PLCC-05*	5/16	600-04 600-03 (COVERED)
PLCC-06	3/8	600-05
PLCC-08	1/2	200-06
PLCC-10	5/8	200-08
PLCC-12	3/4	200-10
PLCC-16	1	200-12
PLCC-20	1 1/4	200-16
PLCC-24	1 1/2	200-20

Material Key

B: Brass, C: Stainless Steel, CH: Chrome Plated, D: Aluminium,
DE: Electroless Nickel, P: Zinc Plated Carbon Steel, T: Titanium

Quick Disconnect

Part No: QD588

Fitting Type :
Quick Disconnect
Application :
Fuel, oil and water systems
Material: D

A simple and reliable quick disconnect coupling for use with oil and fuel systems.



PART NO.	MATERIAL	JIC/UNF THREAD
QD588-04D	D	7/16 X 20
QD588-06D	D	9/16 X 18
QD588-08D	D	3/4 X 16
QD588-10D	D	7/8 X 14
QD588-12D	D	1 1/16 X 12
QD588-16D	D	1 5/16 X 12

Aircraft Quality Stainless Steel Hose End Clip

Part No: PLWG

Fitting Type :
Hose Clip
Application :
Hose end clamping
To Suit Hose:
200, 202, 210, TFTU25, 536
Material: C

Lightweight, fully machined, all stainless - the best available.



PART NO.	INSIDE DIAMETER MIN / MAX (APPROX)			
	INCHES	INCHES	MM	MM
PLWG-02	9/32	5/8	7.20	16.00
PLWG-03	5/16	7/8	8.00	22.25
PLWG-04	9/16	1 1/4	14.50	31.40
PLWG-05	1 1/16	1 1/2	26.60	37.70
PLWG-06	7/8	1 3/4	22.25	44.25
PLWG-08	1 13/16	2 1/2	45.75	62.70
PLWG-10	2 1/16	2 3/4	51.60	65.25
PLWG-12	2 3/4	2 13/16	69.25	70.75

Oetiker Clip and Oetiker Pliers

Part No: OC / 1098

Fitting Type :
Oetiker clip
Application :
Hose end clamping
To Suit Hose:
200, 202, 210, TFTU25, 536
Material: C

An effective way of securing your hoses - when a more permanent fixture is required. Secured with an Oetiker crimping tool.



PART NO.	RANGE MIN/MAX	PART NO.	RANGE MIN/MAX
16.6-706R	14.1-16.6MM	25.6-706R	22.4-25.6MM
17.5-706R	15.0-17.5MM	27.1-706R	23.9-27.1MM
19.2-706R	16.0-19.2MM	28.6-706R	25.4-28.6MM
19.8-706R	16.6-19.8MM	30.1-706R	26.9-30.1MM
21.0-706R	17.8-21.0MM	33.1-706R	29.9-33.1MM
22.6-706R	19.4-22.6MM	54.5-706R	51.3-54.5MM
24.1-706R	20.9-24.1MM	56.0-706R	52.8-56.0MM
1098	OETIKER CLIP PLIERS		

Hose Separators

Part No: PHS

Fitting Type :
Hose Separator
Application :
Locating and routing hoses
To Suit Hose:
200, 210 and 600
Material: D

Route your hoses where you want them, out of harms way. Hose separators are manufactured from billet aluminium and anodised to suit your colour scheme. Great for race vehicles, motorcycles and street vehicles.



PART NO.	TO SUIT HOSE	COLOUR
PHS-03CL	600-03	CLEAR
PHS-03CL-CF	600-03 COLOURFLEX	CLEAR
PHS-03DB	600-03	BLUE
PHS-03DB-CF	600-03 COLOURFLEX	BLUE
PHS-03DR	600-03	RED
PHS-03DR-CF	600-03 COLOURFLEX	RED
PHS-06DB	200-06	BLUE
PHS-06DR	200-06	RED
PHS-08DB	200-08	BLUE
PHS-08DR	200-08	RED

Ty Raps and Saddles

Part No: TY

Application :
Locating and routing hoses

Self-extinguishing nylon pull through ties that self lock. An effective and inexpensive method of securing cables, fluid lines etc. May be used with or without saddle hose base.



PART NO.	WIDTH (APROX)		LENGTH (APROX)	
	INCHES	MM	INCHES	MM
TY23	0.091	2.3	3.600	95.00
TY24	0.140	3.6	5.550	145.00
TY25	0.184	4.7	7.300	190.00
TY27	0.301	7.6	3.380	90.00
TY28	0.184	4.7	14.190	360.00
TC102 SADDLE	0.500	12.7	0.750	20.00

PVC Heatshrink

Part No: HS760

Application :
Protective covering

To Suit Hose :
600, 200, 910

Application :
Protective covering

Material : PVC

Colour :
BU ● YE ● RD ● BK ● CL ● GR ●
Blue(BU) Yellow(YE) Red (RD) Purple(PR)
Black(BK) Clear(CL) Green(GR)

Self extinguishing PVC protective covering, giving protection against corrosion and abrasion. This tough, hard-wearing material may be fitted to braided hose or any other automotive component and shrunk to size by hot air, with a maximum reduction of 35% of original size.



PART NO.	HOSE	COLOUR
HS760-02	600-02	BK
HS760-03	600-03/04	BK, CL, BU, GR, RD, YE
HS760-06	200-04/06/08	BK, CL, BU, RD
HS760-10	200-10	BK, CL, RD,
HS760-12	200-12	BK, CL
HS760-16	200-16	BK, CL

Raychem Heatshrink

Part No: DR-25

Application :
Heat, abrasion and chemical resistant covering, capable of withstanding temperatures from: -75°C (-103°F) to 150°C (302°F)

To Suit Hose :
600, 200, 210, 910, 710, 811, 510

Material: Raychem

Colour: Black

Raychem represents the ultimate high performance covering, offering protection from heat, abrasion and chemical attack. Easily shrink to size using hot air.

Glue impregnated and thin wall versions available on request.



PART NO.	TO SUIT HOSE
DR-25-1/4	600-02
DR-25-3/8	600-03/04
DR-25-1/2	200-06
DR-25-3/4	200-06/08
DR-25-1	200-10/12
DR-25-3/2	710-12/200-16
DR-25-2	ANY 2 INCH APPLICATION

Reinforced Plastic Tube

Part No: HP

Application :
Protective covering

To Suit Hose :
600-03

Material: Reinforced plastic

To suit Motocross and Enduro applications, this hard plastic tubing can be used over your flexible hose and attached to the fork leg or rear swinging arm.



PART NO.	TO SUIT HOSE	COLOUR
HP-03	-03	OPAQUE
HP-03RD	-03	RED
HP-03BU	-03	BLUE
HP-03BK	-03	BLACK
HP-03GN	-03	GREEN
HP-03YE	-03	YELLOW

Material Key

B: Brass, C: Stainless Steel, CH: Chrome Plated, D: Aluminium,
DE: Electroless Nickel, P: Zinc Plated Carbon Steel, T: Titanium

Flameguard

Part No: EKC622

Application :
Lightweight flameguard and heat protection.

To Suit Hose : All

Material:
Aluminium and Aramid fibre

Temp:
Under continuous use:
-36°C (-32°F) to 180°C (356°F)

A glass cloth with an aluminium foil surface on one side. Its lightweight construction makes it a very popular heat and fire protector. It is now also available with Aramid Fibre reinforced cloth for ultimate strength.



PART NO.	TUBE O.D SIZE TO BE COVERED	LENGTH	TO SUIT HOSE
EKC622-04	1/2	1M	600/02/03/04
EKC622-08	3/4	1M	200-06/08
EKC622-08/250MM	3/4	250MM	200-06/08
EKC622-08/480MM	3/4	480MM	200-06/08
EKC622-08/530MM	3/4	530MM	200-06/08
EKC622-12	1	1M	200-10/12
EKC622-16	1 1/4	1M	200-16

Aramid Flameguard

Part No: K600

Application :
Flame retardant and heat insulation

To Suit Hose :

All

Material:
Aramid fibre weave

Offering additional heat and flame protection for all high temperature environments.



PART NO.	TUBE O.D SIZE TO BE COVERED	TO SUIT HOSE
K600-02	1/4	600-02
K600-03	1/2	200-03/04
K600-08	1	200-06/08
K600-12	1 1/4	200-10/12
K600M	1 M WIDE	SHEET CUT TO SUIT ANY APPLICATION

Fireproof Sleeve

Part No: FG900

Application :
Insulation and fire retardant,
1090°C (2000°F) short term flame protection.

Operating temp:
-54°C (-65°F) to 260°C (500°F)

To Suit Hose : All

Material:
Silicone

A silicone covered sleeve which acts as a fire retardant, an insulator and a chafe protector. Installed by inserting the hose into the sleeve prior to hose fitting assembly. The standard colour is silver, but also available in orange on request.



PART NO.	TUBE O.D SIZE TO BE COVERED	TO SUIT HOSE
FG900-03S	1/4	600-02/03/04
FG900-06S	3/8	600-06/200-04
FG900-08S	1/2	200-06/08
FG900-12S	3/4	200-10/12
FG900-16S	1	200-16
FG900-20S	1 1/4	710-16

Textalu

Part No: TEXTALU

Application :
Insulation and fire retardant protection,

To Suit Hose :

All

Material:
Silicone

Temp:
Under continuous use:
Up to 220°C (428°F)

An insulative fibreglass sleeving with a silicone coating designed to protect components in high temperature areas where the heavier fireproof sleeving is not required. It provides superior insulation to components that must maintain stable temperatures to assure performance efficiency. Its braided construction allows good flexibility in temperatures as low as -40°C.



PART NO.	TO SUIT HOSE
TEXTALU-8MM	600-03 / 04
TEXTALU-10MM	600-06
TEXTALU-12MM	200-04
TEXTALU-15MM	200-06
TEXTALU-22MM	200-08 / 10

Material Key

B: Brass, C:Stainless Steel, CH:Chrome Plated, D:Aluminium,
DE:Electroless Nickel, P:Zinc Plated Carbon Steel, T:Titanium

Polythene Spiral Binding

Part No: FRP

Application :
Hose protection
To Suit Hose :
200, 210, 600
Material:
Reinforced Polythene

A flexible spiral binding to provide protection to both hose and paintwork.



PART NO.	TUBE O.D SIZE	TO SUIT HOSE
FRP-1	1/8 OPAQUE	600-02
FRP-1BK	1/8 BLACK	600-02
FRP-2	1/4 OPAQUE	600-03/04
FRP-2BK	1/4 BLACK	600-03/04
FRP-3	1/2 OPAQUE	600-06/200-06
FRP-3BK	1/2 BLACK	600-06/200-06

Overbraid

Part No: 9100

Application :
Hose protection and professional finish
To Suit Hose :
All
Material:
Stainless steel

Certain pre-formed heater and radiator hoses are impossible to replace with pre-braided stainless steel hose. The stainless steel overbraid fitted over the original hose is the ideal way to finish off any first class installation.



PART NO.	TUBE O.D SIZE
9100-01	1/4" - 5/8"
9100-02	1/2" - 3/4"
9100-03	3/4" - 1 1/2"
9100-04	1 1/4" - 1 3/4"

Please Note: Can be used with Hose Finishers, see page 57

Plastic Red Caps And Plugs

Part No: RC/RP

Application :
Hose protection from dirt and fluid
Material:
Plastic

Inexpensive plastic caps and plugs for temporary sealing of hose assemblies and protection of threads.



TO SUIT THREAD	DASH	CAP PART NO.	PLUG PART NO.	TO SUIT THREAD	DASH	CAP PART NO.	PLUG PART NO.
3/8 x 24 JIC/UNF	-3	RC270-03	RP290-03	1/8 BSP	-3	RC260-03	RP280-03
7/16 x 20 JIC/UNF	-4	RC270-04	RP290-04	1/4 BSP	-4	RC260-04	RP280-04
9/16 x 18 JIC/UNF	-6	RC270-06	RP290-06	3/8 BSP	-6	RC260-06	RP280-06
3/4 x 16 JIC/UNF	-8	RC270-08	RP290-08	1/2 BSP	-8	RC260-08	RP280-08
7/8 x 14 JIC/UNF	-10	RC270-10	RP290-10	5/8 BSP	-10	RC260-10	RP280-10
1 1/16 x 12 JIC/UNF	-12	RC270-12	RP290-12	3/4 BSP	-12	RC260-12	RP280-12
1 5/16 x 12 JIC/UNF	-16	RC270-16	RP290-16	1" BSP	-16	RC260-16	RP280-16
10 x 1.00mm	-3		RP290-31	Banjo Plug	-3		SP33006
14 x 1.50mm			RP290-M14	Banjo Plug	-4		DG828
16 x 1.50mm			RP290-M16	Banjo Plug	5091-03		BC-03

Apex Universal Joints

Part No: UJ

Application :
Linkage joints

These universal joints are made to aircraft specifications and are recognised as being the best available. for use with gear or steering linkages. The sizes allow fitting either by welding or pinning. The joint is covered with a rubber boot for protection from dirt and retention of grease.



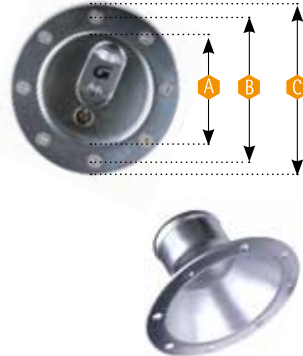
PART NO.	I.D. INCHES	O.D. INCHES
UJ174	1/2	5/8
UJ274	5/8	3/4
UJ374	3/4	7/8

Material Key

B: Brass, C: Stainless Steel, CH: Chrome Plated, D: Aluminium,
DE: Electroless Nickel, P: Zinc Plated Carbon Steel, T: Titanium

Fuel Caps And Filler Necks

Aluminium 2 1/2", 2" and 1 1/2" opening size fuel caps feature a high quality quick action sealing method. The fuel caps are available either as locking or non-locking and come complete with gasket and fasteners. They are also available in black with a red logo.



PART NO.	COLOUR	TYPE	
4250AE	SILVER	NON-LOCKING	
4250AG	SILVER	LOCKING	
4210AE		NON-LOCKING	
FN900	SILVER	FILLER NECK	
	A	B	C
4250	75MM (3")	102MM (4") C-C	120MM (4 3/4")
4210	45MM (1 3/4")	64MM (2 1/2") C-C	80MM (3 1/8")

C-C = CENTRE TO CENTRE

Alloy Spanners

Part No: AW760

Hard anodised, these alloy wrenches are specifically designed for use with alloy hose ends and adaptors. Their short handles allow use in tight spots and discourage overtightening. Available in both double-ended and single-ended designs.



UK SPANNERS	A		B	
	HEX INCHES	HEX MM	HEX INCHES	HEX MM
AW760-04	9/16	14.28	5/8	15.88
AW760-06	11/16	17.46	3/4	19.05
AW760-08	3/4	19.05	7/8	22.22
AW760-10	1	25.40	1 1/16	26.99
AW760-12	1 3/16	30.16	1 1/4	31.75
AW760-16	1 7/16	36.51	1 1/2	38.10
AW760-SET	-4 to -12		spanner set	

USA WRENCHES		
PART NO.	HEX INCHES	HEX MM
AW761-04	9/16	14.28
AW761-06	11/16	17.46
AW761-08	7/8	22.22
AW761-10	1	25.40
AW761-12	1 1/4	31.75
AW761-16	1 1/2	38.10
AW761-20	1 13/16	46.00
AW760-SET	-6 to -16	
	spanner set	

Fuel Pressure Gauge

Part No: 015LIQ / 0100LIQ

Application :
A compact and reliable fuel pressure gauge



PART NO.	DIAMETER	INLET SIZE
015LIQ	1 1/2"	1/8 NPT (15 PSI)
0100LIQ	1 1/2"	1/8 NPT (100 PSI)

Material Key

B: Brass, C:Stainless Steel, CH:Chrome Plated, D:Aluminium,
DE:Electroless Nickel, P:Zinc Plated Carbon Steel, T:Titanium

Facet - Bendix Fuel Pump

Part No: FB/FS/FC

Application :
Fuel systems

These pumps are accepted as the standard pump for all competition applications. A very high standard of construction makes these rugged high performance pumps extremely reliable. May be placed in pairs, either in parallel or series.



PART NO.	TYPE	THREAD	MAX P.S.I.	MAX FLOW GPH
FB101	RED TOP	1/4 NPT	7.0	45
FS102	SILVER TOP	1/8 NPT	4.5	30
FC103	SOLID STATE	1/8 NPT	5.0	37

Bosch 044 Fuel Pump

Part No: FB044

Application :
Fuel systems

High-spec motorsport fuel pump for external and 'in-tank' installations. 300 LPH free-flow and will run to 6 bar.



PART NO.	THREAD	MAX. PRESSURE
FB044	M18 X 1.5 M12 X 1.5	6 BAR (87PSI)

Fuel Shut off Taps

Part No: PV72

Application :
Fuel systems

Lightweight and compact tap, allowing full flow or 100% shut-off.



PART NO.	MATERIAL	INLET THREAD	OUTLET THREAD
PV72-04	CH	1/4 NPT	1/4 NPT
PV72-06	D	3/8 NPT	9/16 X 18 JIC/UNF
PV72-08	D	3/8 NPT	3/4 X 16 JIC/UNF

In-line Thermostats

Part No: OTP / OTB

Application :
Oil cooling systems

The cooler thermostat is designed to be fitted into the oil lines between the filter and the cooler. This unit prevents the oil passing through the cooler until a temperature of 75°C has been reached, ensuring a quick warm up, and stops over-cooling of the oil. Available with a range of threads or spigots.



PART NO.	THREAD
OTB-12	1/2 BSP FEMALE
OTP-12	1/2 PUSH-FIT
OTJ-08	3/4 X 16
OTJ-10	7/8 X 14

Material Key

B: Brass, C: Stainless Steel, CH: Chrome Plated, D: Aluminium,
DE: Electroless Nickel, P: Zinc Plated Carbon Steel, T: Titanium

Remote Filter Heads

Part No: RFH / RFHP

Application :
Oil cooling systems

Aluminium cast filter head with 1/2 BSP female ports or with 1/2" Push Fit tails. A sandwich plate is required if the filter is being re-positioned from the original location.



PART NO.	THREAD	FILTER THREAD
RFH	1/2 BSP FEMALE	3/4" X 16UNF

Sandwich Plates and Adaptor Bolts

Part No: SB / EB

Application :
Oil cooling systems

Adaptor Bolts :
Alternatives to standard 3/4" UNF Bolt that is supplied with sandwich plates.

Aluminium cast sandwich plate used with our remote filter heads, In-line Thermostats and Oil Coolers.



PART NO.	THREAD	BOLT THREAD
SBTB-12	1/2 BSP FEMALE	3/4" X 16UNF
SBTP-12	1/2 PUSH-FIT	3/4" X 16UNF
SBTP-58	5/8 PUSH-FIT	3/4" X 16UNF
PART NO.	DESCRIPTION	BOLT THREAD
BP-01	BLANKING PLATE	
SR-5	SEALING RING	
EB34	EXTENSION BOLT	3/4" X 16UNF
EB-M20	ADAPTOR BOLT	M20 X 1.50MM
EBT34	ADAPTOR BOLT	3/4 UNF

Copper Crush Washers

Part No: 445 / CUW

Application :
Sealing

Sealing washer for use with chrome plated steel, mild steel and stainless fittings.



PART NO.	I.D.	O.D.	THICKNESS
44514	8.00MM	11.00MM	1.00MM
44516 (-03)	3/8, 10MM	0.590"	0.050"
44517	10.00MM	14.00MM	2.00MM
44518 (-04)	0.437"	0.685"	0.050"
44518HD	11.50MM	16.00MM	1.50MM
44519	12.50MM	15.00MM	1.30MM
44520	14.50MM	18.00MM	1.50MM
CUW-M12	12.25MM	16.00MM	1.50MM
CUW-M14	14.30MM	18.40MM	1.20MM
CUW-M16	16.00MM	22.50MM	1.00MM
CUW-M18	18.20MM	24.20MM	2.00MM

Alloy Crush Washers

Part No: 445 / CW 901

Application :
Sealing

Sealing washer for use with aluminium fittings.



PART NO.	I.D.	O.D.	THICKNESS
44515 (-3)	0.400"	0.590"	0.050"
CW901-04	0.443"	0.683"	0.050"
CW901-06	0.568"	0.808"	0.050"
CW901-08	0.755"	0.995"	0.050"
CW901-10	0.880"	1.120"	0.050"
CW901-12	1.068"	1.370"	0.050"
CW901-M12	12.2MM	17.9MM	1.1MM
CW901-M14	14.5MM	19.0	1.4MM
CW901-M16	16.3MM	19.8MM	1.4MM

Stat-O-Seals

Part No: SS902

Application : Sealing

The stat-o-seal is the best sealing washer available. It consists of a synthetic rubber 'O' ring mechanically locked to the I.D. of an aluminium crush washer. This provides the advantages of an O ring seal, but with ease of fitting. Stat-o-seals will tolerate temperatures from: -30°C (-22°F) to 233°C (450°F)



PART NO.	I.D. (INCHES)	O.D. (MM)	THICKNESS (MM)
SS902-03	3/16	11.4	1.25
SS902-04	1/4	12.7	1.25
SS902-05	5/16	15.3	1.25
SS902-06	3/8	16.9	1.25
SS902-07	7/16	19.2	1.25
SS902-08	1/2	22.2	1.25
SS902-09	9/16	27.0	1.25
SS902-10	5/8	30.2	1.25
SS902-12	3/4	33.4	1.5
SS902-14	7/8	28.3	1.5

Bonded Seals (Dowty)

Part No: DW

Application : Sealing

High quality bonded Dowty sealing washers in a range of sizes.



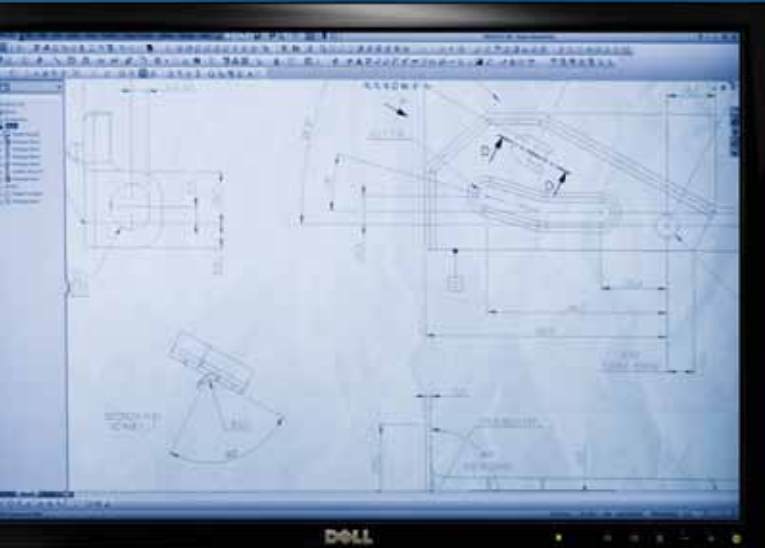
PART NO.	I.D. (INCHES)	O.D. (INCHES)	SIZE BSP	SIZE JIC	SIZE METRIC
DW-06					6MM
DW-20A	0.407	0.625	1/8	3/8	10MM
DW-09	0.460	0.750		7/16	11MM
DW-21B	0.540	0.810	1/4	1/2	12MM
DW-10	0.585	0.875		9/16	14MM
DW-11	0.650	1.000		5/8	16MM
DW-23C	0.679	0.940	3/8		
DW-24CC	0.744	1.060		3/4	18MM
DW-25D	0.847	1.125	1/2		20MM
DW-26E	0.924	1.250	5/8	7/8	22MM
DW-27F	1.064	1.375	3/4	1	24MM
DW28FF	1.095	1.520		1 1/16	26MM
DW-29G	1.212	1.500		1 3/16	30MM
DW-30H	1.333	1.685	1	1 5/16	33MM



Engineering Capabilities

The nature and demands of our sport and industry are such that inevitably some installations will require parts that are not contained in our standard product range. Where required Goodridge can provide a service to supply special parts, which allows the customer access to the extensive

experience of Goodridge Engineering. A complete service can be provided; specification, design and quotation through to the supply of the finished component. Goodridge will liaise closely with you, the customer. When urgency demands, a 48 hour turnaround is possible.



Design

Our Design office is equipped with 3D CAD technology. Drawings can be received and transmitted in most formats to ensure rapid and constant flow of information.

The knowledge and experience of hose and fitting technology gained over 40 years in this field can be drawn on to design special hose fittings, adaptors, hardline assemblies, tooling and associated products.

Machine Shop

Our machine shop contains the latest CNC turning and milling equipment together with tube manipulation equipment. We have a full range of brazing, silver soldering and welding equipment in house. Finishing treatments of all types can be arranged.

Inspection, Measurement and Testing

We offer full inspection and quality to QS9000 standards and have the equipment in house for; endoscopy, hardness testing, fatigue testing, pressure and tensile testing. We can test any line in house to meet the demanding requirements of the TÜV or DOT. Full testing equipment is also available to meet all the requirements of the original equipment and road going vehicle industries enabling us to maintain our TÜV and DOT type approvals.



Hand Line Manufacture

Our tube cell consists of CNC Benders, Endforming, Auto Welding and pressure testing equipment. We have the capacity to produce parts from 3mm to 30mm in Aluminium, Steel and Stainless Steel.



Raw Material Stock

For all the requirements of the industry we hold a wide variety of raw material stock in bar, billet, tube and forgings in aluminium, mild steel, stainless steel and titanium.

Material Key

B: Brass, C: Stainless Steel, CH: Chrome Plated, D: Aluminium,
DE: Electroless Nickel, P: Zinc Plated Carbon Steel, T: Titanium

Special Parts

Customer specific special parts range from simple conversions of standard parts through to truly bespoke parts involving sophisticated turning and milling operations.



Special Banjo Assemblies

Special banjo assemblies made to accommodate different hose and bolt configurations, location lugs, pressure transducers and dampers. With compound bent necks or fully swivelling, 'O' Ring sealed, assemblies.



Plug-In / O-Ring Sealed Fittings

Plug-in, 'O'Ring sealed fittings in a variety of styles, such as: Straights, Machined Elbows, and Swept Tube.



Aluminium Brazing

Our in-house aluminium brazing facility allows standard end bodies and tubes to be combined with special parts to produce bespoke parts rapidly.



Welding

Similarly, welding gives the flexibility required to manufacture parts rapidly and cost effectively in steels, titanium and aluminium.



Draw Swage Machine & Accessories

Part No: SW

Description :
Hydraulic Draw Swage machine

To Suit Hose :
510, 710

Application :
The Draw Swage machine is suitable for all G-Line swage products except -20 which must be crimped in-house by Goodridge.



PART NO.	MACHINE PARTS
SW-501	SPINDLE ADAPTOR
SW-502	DIE HOLDER
SW-503	BENCH STRAPS (2 OFF)
SW-504	SWAGE MACHINE FRAME
SW-505	HYDRAULIC RAM
SW-508	HOSE
SW-509	COUPLER
SW-511	ELBOW
SW-512	AIR PUMP (FOOT OPERATED)
SW-513	CONNECTOR

Swaging Die Part No: SW100/ SW200

Description :
Swage die

To Suit Hose :
510, 710



PART NO.	MACHINE PARTS
SW-104	-04 1ST PASS SWAGING DIE
SW-204	-04 2ND PASS SWAGING DIE
SW-106	-06 1ST PASS SWAGING DIE
SW-206	-06 2ND PASS SWAGING DIE
SW-108	-08 1ST PASS SWAGING DIE
SW-208	-08 2ND PASS SWAGING DIE
SW-110	-10 1ST PASS SWAGING DIE
SW-210	-10 2ND PASS SWAGING DIE
SW-112	-12 1ST PASS SWAGING DIE
SW-212	-12 2ND PASS SWAGING DIE
SW-116	-16 1ST PASS SWAGING DIE
SW-216	-16 2ND PASS SWAGING DIE

Fork Plates Part No: SW300

Application :
Fork plates enable angled G-Line fittings to be held during draw swaging.



PART NO.	MACHINE PARTS
SW-304	-04 FORK PLATES
SW-306	-06 FORK PLATES
SW-308	-08 FORK PLATES
SW-312	-10 FORK PLATES
SW-312	-12 FORK PLATES
SW-316	-16 FORK PLATES

Back Stops Part No: SW400/SW700 (SW700 to suit Wiggins-cup fittings)

SW400 Application :
Backstop to enable draw swaging of 4001 style female fittings. Removal of the centre screw allows 4441 style male fittings to be swaged



SW700 Application :
Backstop to enable draw swaging of 4001 DFL Wiggins-cup fittings

PART NO.	MACHINE PARTS
SW-404	-04 BACK STOPS
SW-406	-06 BACK STOPS
SW-408	-08 BACK STOPS
SW-410	-10 BACK STOPS
SW-412	-12 BACK STOPS
SW-416	-16 BACK STOPS
SW-708	-08 BACK STOPS
SW-710	-10 BACK STOPS
SW-712	-12 BACK STOPS
SW-716	-16 BACK STOPS

Material Key

B: Brass, C: Stainless Steel, CH: Chrome Plated, D: Aluminium,
DE: Electroless Nickel, P: Zinc Plated Carbon Steel, T: Titanium

Tooling for The Assembly of 600 Series Hose

Flaring Mandrel

Part No: GM100

Application :

The Mandrel is used to open the wire braid and bore of the PTFE ready for fitting the olive.

GM100MTB



GM100



PART NO.	TO SUIT	COLOUR
GM100MTB	600-02	GOLD
GM102	600-02	BLUE
GM100	600-03	RED
GM104	600-04	GOLD

Socket Plate

Part No: GP101

Application :

The socket plate is used to pull the socket over the wire braid and olive prior to final assembly. The socket plate saves time when used with multiple hose assemblies



PART NO.	TO SUIT
GP101	600-02
	600-03
	600-04

Hand Operated Crimp Machine

Part No: SP-823

Description :

Hand Crimp Machine

To Suit Hose :

-3 and -4 600/700K series hose (without a die change)

Application :

The hand crimp machine is designed for low volume production crimping, and is self contained.

Please Note:

A larger fully automated hydraulic crimp machine and dies are available upon request



PART NO.
SP-823

Universal Test Rig

Part No: SP-825

Application :

The universal test rig allows hose assemblies to be pressure tested at up to 10,000 psi. A compressed air supply is required. A 7/16"x 20 UNF female port is provided for connecting assemblies.



PART NO.
SP-825

Hose Assembly Machine

Part No: SP824

Application :

The pushing machine is designed for high volume assembly applications

To Suit Hose:

600-03 series hose

To Suit Fittings:

Swage Type Fittings

Please Note:

The Hose Assembly Machine can be adapted for other hose and fittings as required.



PART NO.

SP824

A SHAFT ADAPTORS

The Hose assembly machine is supplied with shaft adaptors to enable the assembly of most -03 swage type fittings.

Please Note:

Other shaft adaptors can be supplied to enable other fittings to be assembled e.g. power steering hose.



B HOSE CLAMPS

Application :

Hose clamp blocks to suit 600-03 hose are supplied with the machine.

Please Note:

Other clamp blocks can be supplied on request, to enable assembly of other hose types. eg 600-03CL and 185 power steering hose.

B



Crimper

Part No: GR30H

Application :

The GR30H crimper is a self contained, hand operated hydraulic crimper used to crimp G-Line XF hose assemblies.

This versatile machine comes in a fitted steel box with enough space to store all the tooling and a full set of dies.

Please Note:

Additional power alternatives are available on request - Electric pump or pneumatic foot operated pump.



PART NO.

GR30H

Crimper Die

Part No: SP800 series

Application :

Crimper Die

To Suit:


Crimper GR30H

Please Note:



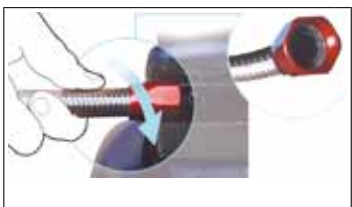

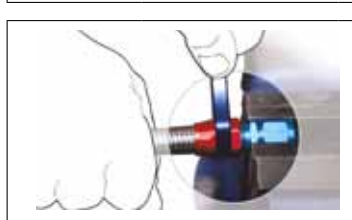

Special dies for other applications are available on request





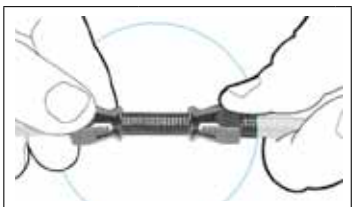





PART NO.	DIE	TO SUIT COLLAR
SP862	-04	RCC910-04
SP863	-06	RCC910-06
SP864	-08	RCC910-08
SP865	-10	RCC910-10
SP866	-12	RCC910-12
SP867	-16	RCC910-16



Assembly Instructions for 136,236 & 336 Series Fittings & 200, 210 Series Hose

			
<p>STEP 1</p> <p>Bind masking tape tightly around the hose at the required length and cut through using a fine tooth saw blade or cut off wheel, leaving tape on both ends so that it retains the braid. Clean any debris from both the cut ends and inside the hose</p>	<p>STEP 2</p> <p>SOCKET (RED) MAIN FITTING BODY (BLUE)</p> <p>On a clean flat surface disassemble the fitting. This consists of two parts.</p>	<p>Step 3</p> <p>Hold the socket in a smooth jaw vice and feed one end of the hose into the socket by turning clockwise and pushing until the hose finishes just behind the socket threads.</p>	<p>Step 4</p> <p>Holding the main fitting body in the vice, lubricate the thread and push the hose and socket over the nipple end and start to thread the socket onto the fitting by hand.</p>
			
<p>Step 5</p> <p>Finish tightening the socket onto the fitting using a good quality wrench until the socket is one full turn from the back of the of the fitting hex.</p>	<p>Step 6</p> <p>PRESSURE TEST.</p>		






Assembly Instructions for Re-usable 600 Series (PTFE Smooth Bore) Hose & Fittings

			
<p>Step 1</p> <p>Using a fine tooth saw blade or cut off wheel, cut hose to the required length. Clean any loose debris from both the cut ends and inside the hose</p>	<p>Step 2</p> <p>MAIN FITTING BODY - OLIVE - SOCKET On a clean flat surface disassemble the fitting, this consists of 3 parts, the Main fitting body, Olive and Socket.</p>	<p>STEP 3</p> <p>Push two sockets back to back over the overbraid working from the non flared end</p>	<p>STEP 4</p> <p>Using an appropriate sized Goodridge mandrel, flare out both ends of the stainless steel overbraid from the PTFE inner tube</p>
			
<p>STEP 5</p> <p>Push an olive onto each end of the PTFE inner tube under the stainless steel over braid by hand and finish off by pushing against a flat solid surface making sure the PTFE tube is fully home in the olive.</p>	<p>STEP 6</p> <p>Holding the main fitting body in a smooth jaw vice, lubricate the thread and push the hose over the nipple end and start to thread the socket onto the fitting by hand.</p>	<p>STEP 7</p> <p>Finish tightening the socket onto the fitting with a good quality spanner until the socket is one full turn from the main fitting hex.</p> <p>PRESSURE TEST.</p>	<p>UNDER NO CIRCUMSTANCES SHOULD THE SOCKET BE LOOSENED IN AN ATTEMPT TO ADJUST THE ALIGNMENT AFTER ASSEMBLY</p>







Material Key

B: Brass, **C:** Stainless Steel, **CH:** Chrome Plated, **D:** Aluminium,
DE: Electroless Nickel, **P:** Zinc Plated Carbon Steel, **T:** Titanium

Assembly Instructions for TF-TU25 & 536 Hose & Push Fit Fittings

			
<p>STEP 1</p>	<p>STEP 2</p>	<p>STEP 3</p>	<p>STEP 4</p>
<p>Cut hose at the required length using a fine tooth saw blade or cut off wheel. Clean any loose debris from both the cut ends and inside the hose.</p>	<p>Hold the fitting in a bench vice, lubricate the fitting tail and inside the hose. (to make for easier fitting gently heat the hose with a hot air gun).</p>	<p>Push the hose over the fitting tail until it is tight behind the red hose finisher.</p> 	<p>Please Note: Straight female fittings require the use of a male adaptor during hose assembly to stop the fitting tail turning.</p>





Assembly Instructions for 811 Fittings & 811/910 Series Hose

			
<p>STEP 1</p>	<p>STEP 2</p>	<p>Step 3</p>	<p>Step 4</p>
<p>Remove socket from fitting.</p>	<p>Feed the hose into the socket with a turning motion, feeding the braid in as you turn the hose.</p>	<p>Hold the fitting in a vice with smooth or soft jaws, and lubricate the threads with a light oil.</p>	<p>Push the hose firmly onto the thread whilst rotating the hose. Keep turning the hose until the first three to four threads have engaged.</p>
			
<p>Step 5</p>	<p>Step 6</p>		
<p>Tighten socket using a spanner or adjustable, continue turning the socket until it reaches the base of the thread.</p>	<p>When the socket reaches the base of the thread keep turning for two complete turns.</p>		

Material Key

B: Brass, C: Stainless Steel, CH: Chrome Plated, D: Aluminium,
DE: Electroless Nickel, P: Zinc Plated Carbon Steel, T: Titanium

Assembly Instructions for Hardline Hose and Fittings

			
<p>STEP 1</p> <p>Bend tube to suit installation using a hardline bending tool and observing the minimum bend radius (15mm for -4 and -6 tube)</p>	<p>STEP 2</p> <p>Deburr and remove any loose pieces of Hycot® cover. Measure and mark 21mm from the end of the hose.</p>	<p>Step 3</p> <p>Slide socket and olive onto hose until it reaches the 21mm mark made in step 2</p>	<p>Step 4</p> <p>Using an appropriate spanner, assemble the socket until the socket completely covers exposed threads (2mm - 2.5mm between socket and hex)</p>
<p>STEP 5</p> <p>Assemble other end repeating steps 1-4 and pressure test assembly.</p>	<p>NOTES</p> <ol style="list-style-type: none"> 1 Once assembled, the hardline fitting should NOT be loosened and re-assembled. The olive is permanently attached after assembly and cannot be removed. 2 For production, we recommend building one template and copying all bends and dimensions from this master sample. 		

Material Key

B: Brass, **C:** Stainless Steel, **CH:** Chrome Plated, **D:** Aluminium, **DE:** Electroless Nickel, **P:** Zinc Plated Carbon Steel, **T:** Titanium

Technical Information

Hose Covering Application Guide

HOSE	FIRE SLEEVE	FLAMEGUARD	RAYCHEM	HEATSHRINK	RAYCHEM TO SEAL ENDS OF FG900
600					
600-02	FG900-03	EKC622-04	DR-25-1/4	HS760-02	
600-03	FG900-03	EKC622-04	DR-25-3/8	HS760-03	
600-04	FG900-03	EKC622-04	DR-25-3/8	HS760-03	
600-06	FG900-06	EKC622-04	DR-25-3/4	HS760-06	
600-08	FG900-08	EKC622-04	DR-25-3/4	HS760-06	

510/810					
HOSE	FIRE SLEEVE	FLAMEGUARD	RAYCHEM	HEATSHRINK	RAYCHEM TO SEAL ENDS OF FG900
510/810-04	FG900-04	EKC622-04	DR-25-1/2	HS760-06	DR-25-1
510/810-06	FG900-08	EKC622-08	DR-25-3/4	HS760-06	DR-25-1
510/810-08	FG900-12	EKC622-08	DR-25-1	HS760-10	DR-25-1
510/810-10	FG900-16	EKC622-08	DR-25-1	HS760-10	DR-25-3/2
510/810-12	FG900-16	EKC622-12	DR-25-3/2	HS760-12	DR-25-3/2
510/810-16	FG900-20	EKC622-16	DR-25-3/2	HS760-16	DR-25-3/2

HOSE	FIRE SLEEVE	FLAMEGUARD	RAYCHEM	HEATSHRINK	RAYCHEM TO SEAL ENDS OF FG900
710/910					
710/910-04	FG900-04	EKC622-04	DR-25-1/2	HS760-06	DR-25-1
710/910-06	FG900-08	EKC622-04	DR-25-3/4	HS760-06	DR-25-1
710/910-08	FG900-12	EKC622-08	DR-25-1	HS760-10	DR-25-1
710/910-10	FG900-16	EKC622-08	DR-25-1	HS760-10	DR-25-3/2
710/910-12	FG900-16	EKC622-08	DR-25-3/2	HS760-12	DR-25-3/2
710/910-16	FG900-20	EKC622-12	DR-25-3/2	HS760-16	DR-25-3/2

200/210					
HOSE	FIRE SLEEVE	FLAMEGUARD	RAYCHEM	HEATSHRINK	RAYCHEM TO SEAL ENDS OF FG900
200/210-04	FG900-04	EKC622-04	DR-25-1/2	HS760-06	DR-25-1
200/210-06	FG900-08	EKC622-04	DR-25-3/4	HS760-06	DR-25-1
200/210-08	FG900-08	EKC622-04	DR-25-3/4	HS760-06	DR-25-1
200/210-10	FG900-12	EKC622-08	DR-25-1	HS760-10	DR-25-1
200/210-12	FG900-12	EKC622-08	DR-25-1	HS760-12	DR-25-1
200/210-16	FG900-16	EKC622-12	DR-25-3/2	HS760-16	DR-25-3/2

Common Thread Sizes

DASH SIZE	JIC/UNF	BSP	NPT	DASH SIZE	JIC/UNF	BSP	NPT	DASH SIZE	JIC/UNF	BSP	NPT
-02	5/16" X 24 UNF		1/16" X 27	-06	9/16" X 18 UNF	3/8" X 19	3/8" X 18	-16	1 5/16" X 12 UNF	1" X 11	1" X 11 1/2
-03	3/8" X 24 UNF	1/8" X 28	1/8" X 27	-07	5/8" X 18 UNF			-20	1.5/8" X 12 UNF	1 1/4" X 11	1 1/4" X 11 1/2
-04	7/16" X 20 UNF	1/4" X 19	1/4" X 18	-08	3/4" X 16 UNF	1/2" X 14	1/2" X 14	-24	1 7/8" X 12 UNF	1 1/2" X 11	1 1/2" X 11 1/2
-44	7/16" X 24 UNF			-10	7/8" X 14 UNF	5/8" X 14		-28	2 1/4" X 12 UNF	1 3/4" X 11	
-05	1/2" X 20 UNF			-12	1 1/6" X 12 UNF	3/4" X 14	3/4" X 14	-32	2 1/2" X 12 UNF	2" X 11	2" X 11 1/2

METRIC	THREAD	METRIC	THREAD	METRIC	THREAD	METRIC	THREAD
-21	8 X 1.00	-M121	12 X 1.00	-M16	16 X 1.50	-M26	26 X 1.50
-22	8 X 1.25	-M122	12 X 1.25	-M18	18 X 1.50	-M30	30 X 1.50
-31	10 X 1.00	-M12	12 X 1.50	-M20	20 X 1.50		
-32	10 X 1.25	-M142	14 X 1.25	-M22	22 X 1.50		
-35	10 X 1.50	-M14	14 X 1.50	-M24	24 X 1.50		

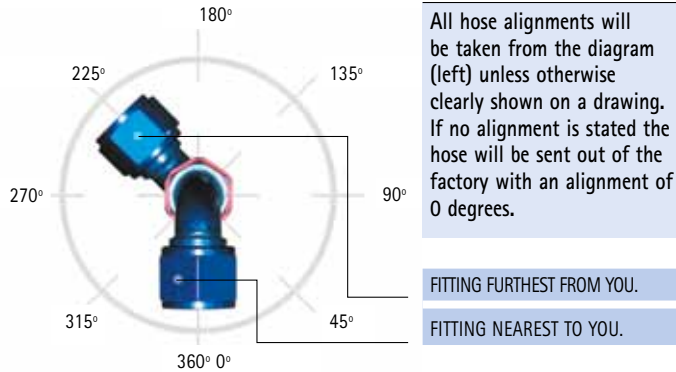
Hose Length Tolerances

HOSE LENGTH	TOLERANCE
100MM TO 200MM	± 3MM
200MM TO 400MM	± 5MM
400MM TO 600MM	± 6MM
600MM UPWARDS	± 1%


STANDARD GOODRIDGE HOSE TOLERANCES USED UNLESS OTHERWISE STATED.

Technical Information

Correct Alignments



Correct Measurements



Hose Assembly Instructions

Wherever a hose assembly is used in either a static or dynamic flexing application, it is necessary to ensure that the centre line bend radius is not taken below the minimum bend radius for the hose.

Hose assemblies should not be installed in such a manner that a torque loading is imposed, either during installation, or in subsequent use. Torque loading of the hose creates stresses in the hose, which can shorten the hose life, or cause the hose to collapse.


Whilst assembling the second end fitting, especially if it is a female union type or fitting, it is necessary to ensure that the final tightening of the nut does not also rotate the spigot, thus imposing the torque to the hose.

In the case of Re-usable fittings the hex on the body should be held with a spanner to prevent rotation.

When the hose includes elbow fittings at both ends, it is important to ensure the correct alignment of the elbows relative to each other during hose manufacture. It is important to ensure that the hose is connected the right way round when installed. When the hose has an elbow at one end and a straight fitting the other end, always connect the elbow end first, to prevent possible mis-alignment.


In applications where the hose undergoes dynamic flexing, it is necessary to ensure that all bends in the hose are in one plane. A hose which is bent in two or more planes and then flexed is subject to torsional forces which may damage the hose.

Damage
Any visible evident damage to the hose, such as broken strands of braid, or severe distortion of the hose, or damage to the end fittings is cause for the hose to be withdrawn from service. The cause of the damage should then be identified, and steps taken to ensure that it does not re-occur.



TRUE ALIGNMENT


AVOID THIS TWIST




Material Key

B: Brass, **C:** Stainless Steel, **CH:** Chrome Plated, **D:** Aluminium, **DE:** Electroless Nickel, **P:** Zinc Plated Carbon Steel, **T:** Titanium

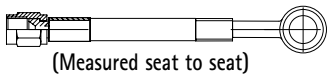
Hose Assemblies -3



-03 AN FEMALE TO -03 AN FEMALE		
DOT P/N	RACING P/N	LENGTH
93110	3110	10"
93112	3112	12"
93114	3114	14"
93115	3115	15"
93116	3116	16"
93117	3117	17"
93118	3118	18"
93119	3119	19"
93120	3120	20"
93122	3122	22"
93124	3124	24"
93128	3128	28"
93132	3132	32"
93136	3136	36"
93140	3140	40"
93144	3144	44"
93148	3148	48"




-03 FEMALE TO -03 90° FEMALE TUBE		
DOT P/N	RACING P/N	LENGTH
93910	3910	10"
93912	3912	12"
93914	3914	14"
93915	3915	15"
93916	3916	16"
93917	3917	17"
93918	3918	18"
93919	3919	19"
93920	3920	20"
93922	3922	22"
93924	3924	24"
93928	3928	28"
93932	3932	32"
93936	3936	36"
93940	3940	40"
93944	3944	44"
93948	3948	48"



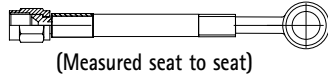
-03 AN FEMALE TO 12MM / 7/16 EXT NECK BANJO		
DOT P/N	RACING P/N	LENGTH
93512	3512	12"
93518	3518	18"
93520	3520	20"
93524	3524	24"
93536	3536	36"



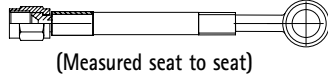
-03 AN FEMALE TO -03 45° FEMALE TUBE		
DOT P/N	RACING P/N	LENGTH
93410	3410	10"
93412	3412	12"
93414	3414	14"
93415	3415	15"
93416	3416	16"
93417	3417	17"
93418	3418	18"
93419	3419	19"
93420	3420	20"
93422	3422	22"
93424	3424	24"
93428	3428	28"
93432	3432	32"
93436	3436	36"
93440	3440	40"
93444	3444	44"
93448	3448	48"



-03 AN FEMALE TO 10MM / 3/8 NO NECK BANJO		
DOT P/N	RACING P/N	LENGTH
93212	3212	12"
93218	3218	18"
93220	3220	20"
93224	3224	24"
93236	3236	36"




-03AN FEMALE TO 10MM / 3/8 EXT. NECK BANJO		
DOT P/N	RACING P/N	LENGTH
93312	3312	12"
93318	3318	18"
93320	3320	20"
93324	3324	24"
93336	3336	36"




-03 AN FEMALE TO 7/16 / 12MM EXT. NECK BANJO		
DOT P/N	RACING P/N	LENGTH
93612	3612	12"
93618	3618	18"
93620	3620	20"
93624	3624	24"
93636	3636	36"

Hose Assemblies -4 and Metric Assemblies




-04 FEMALE TO -04 FEMALE	
RACING P/N	LENGTH
3110	10"
3112	12"
3114	14"
3115	15"
3116	16"
3117	17"
3118	18"
3119	19"
3120	20"
3122	22"
3124	24"
3128	28"
3132	32"
3136	36"
3140	40"
3144	44"
3148	48"



-04 FEMALE TO -04 90° TUBE	
RACING P/N	LENGTH
4910	10"
4912	12"
4914	14"
4915	15"
4916	16"
4917	17"
4918	18"
4919	19"
4920	20"
4922	22"
4924	24"
4928	28"
4932	32"
4936	36"
4940	40"
4944	44"
4948	48"



-04 FEMALE TO -04 45° TUBE	
RACING P/N	LENGTH
4410	10"
4412	12"
4414	14"
4415	15"
4416	16"
4417	17"
4418	18"
4419	19"
4420	20"
4422	22"
4424	24"
4428	28"
4432	32"
4436	36"
4440	40"
4444	44"
4448	48"




10MM X 1.0 CONCAVE FEMALE TO 10MM X 1.0 CONCAVE FEMALE		
DOT P/N	RACING P/N	LENGTH
93812	3812	12"
93818	3818	18"
93820	3820	20"
93824	3824	24"
93836	3836	36"



10MM X 1.0 CONC FEMALE TO 10MM X 1.0 CONC MALE		
DOT P/N	RACING P/N	LENGTH
93712	3712	12"
93718	3718	18"
93720	3720	20"
93724	3724	24"
93736	3736	36"

Note: If you do not find an assembly to meet your needs, we will custom make an assembly to any length and with any fitting configuration. Please call your Goodridge Sales Rep for assistance.

J.I.C. 37° (AN) Dash Size



N.P.T. Pipe Threads



B.S.P. Pipe Threads



Images not exact scale

Index - continued overleaf

135	76	4150	14	10100-04	80	1136-0112DE	56	2206-31	79	305-08-35	73	336-4506M14	53
136	76	4180	14	1012-03	41	1136-0116DE	56	236-01	53	305-08-M12	73	336-4506M16	53
148	77	4441	14	1012-04	14	1136-03	76	236-0106	53	305-08-M122	73	336-4508	54
149	77	4445	16	10120-03	80	1136-04	76	236-0106DV	53	305-08-M14	73	336-4508M14	53
185	79	4446	16	10125-03	80	1136-120	56	236-0106M12	53	305-08-M16	73	336-4508M16	53
305	73	4490	16	10125-04	80	1136-12004DE	56	236-0106M14	53	305-10-M18	73	336-4508M18	53
306	74	4491	16	1013-03	41	1136-12006DE	56	236-0106M16	53	305-12-M20	73	336-4510	54
307	74	5070	35	10324-03	80	1136-12008DE	56	236-0108	53	305-16-M24	73	336-4512	54
313	76	5091	34	10324-04	80	1136-12010DE	56	236-0108M14	53	306-02-31	74	336-90	53
314	77	5091	48	10716-03	80	1136-12012DE	56	236-0108M16	53	306-02-32	74	336-90	54
315	76	5092	34	10716-04	80	1136-12016DE	56	236-0108M18	53	306-03-31	74	336-9006	54
316	77	5093	34	10720-03	80	1136-150	56	236-0110	53	306-03-32	74	336-9006M12	53
321	34	5094	35	10720-04	80	1136-15004DE	56	236-0112	53	306-03-35	74	336-9006M14	53
323	34	5095	35	10916-03	80	1136-15006DE	56	236-0116	53	306-03-M12	74	336-9006M16	53
331	34	5096	35	1136-01	55	1136-15008DE	56	236-120	53	306-03-M121	74	336-9008	54
332	34	5097	35	1136-0104	55	1136-15010DE	56	236-12006	53	306-03-M16	74	336-9008M14	53
350	61	5098	35	1136-0106	55	1136-15012DE	56	236-12008	53	306-03-M18	74	336-9008M16	53
351	61	5099	35	1136-0108	55	1136-15016DE	56	236-12010	53	306-03-M20	74	336-9010	54
440	32	5130	35	1136-0110	55	1136-180	56	236-12012	53	306-03-M22	74	336-90108M18	53
441	32	5131	35	1136-0112	55	1136-18004DE	56	236-12016	53	306-04-31	74	336-9012	54
442	33	5132	35	1136-0116	55	1136-18006DE	56	236-150	53	306-04-32	74	4001-04	14
443	32	5134	34	1136-120	55	1136-18008DE	56	236-15006	53	306-04-M12	74	4001-06	14
444	33	5134	35	1136-12006	55	1136-18010DE	56	236-15008	53	306-04-M121	74	4001-06-M14	14
445	33	5135	35	1136-12008	55	1136-18012DE	56	236-15010	53	306-04-M14	74	4001-08	14
446	33	5136	35	1136-12010	55	1136-18016DE	56	236-15012	53	306-04-M16	74	4001-08-08DFL	18
448	33	6001	32	1136-12012	55	1136-45	56	236-15016	53	306-04-M18	74	4001-10	14
451	33	6001	48	1136-12016	55	1136-4504DE	56	236-180	54	306-04-M20	74	4001-10-10DFL	18
452	33	6045	32	1136-150	55	1136-4506DE	56	236-18006	54	306-04-M22	74	4001-10-M22	14
492	33	6045	48	1136-15006	55	1136-4508DE	56	236-18008	54	306-06-31	74	4001-12	14
536	76	6046	32	1136-15008	55	1136-4510DE	56	236-18010	54	306-06-32	74	4001-12-12DFL	18
544	76	6046	48	1136-15010	55	1136-4512DE	56	236-18012	54	306-06-M12	74	4001-16	14
592	44	6090	32	1136-15012	55	1136-4516DE	56	236-18016	54	306-06-M121	74	4001-16-16DFL	18
593	44	6090	48	1136-15016	55	1136-90	56	236-31	53	306-06-M14	74	4001-20	14
599	44	6091	32	1136-180	55	1136-9004DE	56	236-3106	53	306-06-M16	74	4001DFL	18
704	32	6091	48	1136-18006	55	1136-9006DE	56	236-3108	53	306-06-M18	74	4031-06DBZ	15
741	74	6120	48	1136-18008	55	1136-9008DE	56	236-3110	53	306-06-M20	74	4031-08DBZ	15
742	75	6150	48	1136-18010	55	1136-9010DE	56	236-3112	53	306-08-M12	74	4031-10DBZ	15
743	74	6180	48	1136-18012	55	1136-9012DE	56	236-3116	53	306-08-M14	74	4031-12DBZ	15
746	32	6645	32	1136-18016	55	1136-9016DE	56	236-45	54	306-08-M16	74	4031DBZ	15
748	32	6690	32	1136-30	55	148-31-M12	77	236-4506	54	306-08-M18	74	4045-04	14
749	33	7000	61	1136-3006	55	148-31-M16	77	236-4508	54	306-08-M20	74	4045-06	14
750	33	7001	61	1136-3008	55	148-31-M18	77	236-4510	54	306-08-M22	74	4045-08	14
754	33	10100	80	1136-3010	55	148-35-M12	77	236-4512	54	306-10-M14	74	4045-10	14
755	33	10120	80	1136-3012	55	148-M12-M14	77	236-4516	54	306-10-M16	74	4045-12	14
756	32	10125	80	1136-3016	55	148-M121-M18	77	236-60	53	306-10-M18	74	4046-04	14
756	33	10324	80	1136-45	55	148-M14-M16	77	236-6106	53	306-10-M20	74	4046-04DBZ	15
757	33	10716	80	1136-4504	55	148-M16-M18	77	236-6108	53	306-10-M22	74	4046-06	14
758	32	10720	80	1136-4506	55	148-M18-M22	77	236-6110	53	306-10-M24	74	4046-06-M14	14
758	33	10916	80	1136-4508	55	149-21	77	236-6112	53	306-10-M26	74	4046-06DBZ	15
759	32	40776	15	1136-4510	55	149-M12	77	236-6116	53	306-12-M18	74	4046-08	14
759	33	44120	16	1136-4512	55	149-M14	77	236-90	53	306-12-M20	74	4046-08-08DFL	18
763	75	44150	16	1136-4516	55	149-M142	77	236-9006	53	306-12-M22	74	4046-08DBZ	15
773	41	44180	16	1136-60	55	149-M16	77	236-9008	53	306-12-M24	74	4046-10	14
773	44	44514	89	1136-6006	55	149-M161	77	236-9010	53	306-16-M26	74	4046-10-10DFL	18
773	44	44517	89	1136-6008	55	149-M162	77	236-9012	53	306-16-M30	74	4046-10-M22	14
775	41	44519	89	1136-6010	55	149-M18	77	236-9016	53	307-03-31	74	4046-10DBZ	15
775	44	44520	89	1136-6012	55	200-04	52	24.1-706R	83	307-03-32	74	4046-12	14
775	78	185001	79	1136-6016	55	200-05	52	2776-06-M122D	55	313-03	76	4046-12-12DFL	18
776	78	185002	79	1136-90	55	200-06	52	2776-06-M122D	55	313-04	76	4046-12DBZ	15
779	78	185003	79	1136-9004	55	200-07	52	2776-06-M12D	55	313-06	76	4046-16	14
919	70	185004	79	1136-9006	55	200-08	52	2776-06-M12D	55	313-08	76	4046-16-16DFL	18
936	57	185005	79	1136-9008	55	200-10	52	2776-1106	54	313-10	76	4046-16DBZ	15
936	57	185006	79	1136-9010	55	200-12	52	2776-1106	54	314-31	77	4046-20DBZ	15
936	57	1164062	34	1136-9012	55	200-16	52	2776-2106	54	314-35	77	4046DBZ	15
945	75	1164091	34	1136-9016	55	200-20	52	2776-2106	54	314-M12	77	4046DFL	18
946	75	1164121	34	1205-02	34	200-24	52	2776-3106	54	314-M122	77	4061-06DBZ	15
992	41	1164427	34	1205-03	34	200-28	52	2776-3106	54	314-M16	77	4061-08DBZ	15
992	78	1164455	34	1205-04	34	200-32	52	2K8686	34	315-03	76	4061-10DBZ	15
993	41	1164457	34	1206-02	34	202-04	57	305-03-21	73	315-04	76	4061-12DBZ	15
1012	41	1164793	34	1206-03	34	202-05	57	305-03-31	73	316-M12	77	4061-DBZ	15
1013	41	1164822	34	1206-04	34	202-06	57	305-03-32	73	316-M14	77	40776-04-M10	15
1098	83	1167013	35	1209-04	66	202-08	57	305-03-M12	73	318-31	34	40776-06-M12	15
1205	34	1496433	32	1209-06	66	21.0-706R	83	305-03-M121	73	318-32	34	40776-06-M14	15
1205	48	1496462	32	1210-04	66	210-04	52	305-03-M122	73	318-35	34	40776-10-M18	15
1206	34	1512504	32	1210-06	66	210-06	52	305-04-31	73	318-M121	34	4090-04	14
1206	48	1528940	32	135-03-04	76	210-08	52	305-04-32	73	321-03	34	4090-06	14
1209	66	1731676	32	135-03-06	76	210-10	52	305-04-35	73	321-03SM	34	4090-08	14
1210	66	1748085	32	135-03-08	76	210-12	52	305-04-M12	73	321-04	34	4090-10	14
2203	79	0100LIQ	87	135-04-06	76	210-16	52	305-04-M121	73	321SM	34	4090-12	14
2204	79	015LIQ	87	135-04-08	76	22.6-706R	83	305-04-M122	73	323-03	34	4091-04	14
2205	79	OR6290-03	82	135-06-08	76	2203-03	79	305-04-M14	73	323-04	34	4091-04DBZ	15
2206	79	OR6290-04	82	135-06-10	76	2203-31	79	305-06-31	73	331-03	34	4091-06	14
4001	14	OR6290-06	82	135-08-10	76	2203-M121	79	305-06-M12	73	332-03	34	4091-06-M14	14
4045	14	OR6290-08	82	136-01	56	2204-03	79	305-06-M121	73	332-04	34	4091-06DBZ	15
4046	14	OR6290-10	82	136-0104DE	56	2204-31	79	305-06-M122	73	336-45	53	4091-08	14
4090	14	OR6290-12	82	136-0106DE	56	2205-03	79	305-06-M14	73	336-45	54	4091-08-08DFL	18
4091	14	OR6290-16	82	136-0108DE	56	2205-31	79	305-06-M16	73	336-4506	54	4091-08DBZ	15
4120	14	10100-03	80	136-0110DE	56	2206-03	79	305-08-31	73	336-4			

Index - Continued

4091-10-10DFL	18	444-31	33	544-04-06	76	700K-03	31	759-03-03	32	811-12	12	924-04P	34
4091-10-M22	14	444-32	33	592-03	44	700K-03BK	31	759-03-31	33	811-12	19	936-04D	57
4091-10DBZ	15	4441-04	14	592-03-04	44	700K-03BU	31	759-03-31S	33	811-120	20	936-04D	57
4091-12	14	4441-06	14	592-03-M12	44	700K-03RD	31	759-03-32	33	811-120	19	936-04DR	57
4091-12-12DFL	18	4441-08	14	593-03	44	700K-04BK	31	763-03-03	75	811-12004	19	936-06D	57
4091-12DBZ	15	4445-04	16	593-03-04	44	704-03	32	763-03-04	75	811-12006	19	936-06D	57
4091-16	14	4445-06	16	593-03-M12	44	704-04	32	763-04-04	75	811-12008	19	936-06DR	57
4091-16-16DFL	18	4445-08	16	599-03	44	710-04	13	763-04-06	75	811-12008	20	936-08D	57
4091-16DBZ	15	4445-10	16	599-03-04	44	710-06	13	763-06-06	75	811-12010	19	936-08D	57
4091-20DBZ	15	4445-12	16	600-02	31	710-08	13	763-06-08	75	811-12010	20	936-08DR	57
4091-DBZ	15	4445-16	16	600-03	31	710-10	13	763-06-10	75	811-12012	19	936-10D	57
4091DFL	18	4446-04	16	600-03BK	31	710-12	13	763-08-06	75	811-12012	20	936-10DR	57
4120-04	14	4446-06	16	600-03CB	31	710-16	13	763-08-08	75	811-150	19	936-12D	57
4120-04DBZ	15	4446-08	16	600-03CL	31	710-20	13	763-08-10	75	811-15004	19	936-12DR	57
4120-06	14	4446-10	16	600-03CLG	31	736-90	54	763-08-12	75	811-15006	19	936-14D	57
4120-06DBZ	15	4446-12	16	600-03EB	31	736-9006	54	763-08-16	75	811-15008	19	936-14D	57
4120-08	14	4446-16	16	600-03GN	31	736-9092	54	763-10-08	75	811-15010	19	936-14DR	57
4120-08-08DFL	18	445-31	33	600-03OR	31	741-03-02	74	763-10-16	75	811-15012	19	936-16D	57
4120-08DBZ	15	445-32	33	600-03RD	31	741-03-03	74	763-12-10	75	811-16	12	936-16DR	57
4120-10	14	44515-03	89	600-03SB	31	741-03-04	74	763-12-12	75	811-16	19	936-18D	57
4120-10-10DFL	18	44516-03	89	600-03YE	31	741-03-05	74	773-03	41	811-180	19	936-18DR	57
4120-10DBZ	15	44518-04	89	600-04	31	741-03-06	74	773-03	44	811-18004	19	945-03-31	75
4120-12	14	44518HD	89	600-04	47	741-03-07	74	773-03BN	42	811-18006	19	945-03-32	75
4120-12-12DFL	18	446-31	33	600-04HP	47	741-03-08	74	773-03L	41	811-18008	19	945-03-35	75
4120-12DBZ	15	446-31EXP	33	600-05	47	741-04-03	74	773-44	41	811-18010	19	945-03-M121	75
4120-16-16DFL	18	446-32	33	600-05CB	47	741-04-04	74	773-44	44	811-18012	19	945-04-31	75
4120DBZ	15	446EXP	33	600-05CL	47	741-04-05	74	773-446	44	811-20	19	946-03-31	75
4120DFL	18	448-31	33	600-06	47	741-04-06	74	773-44L	41	811-45	19	946-03-32	75
4150-04	14	4490-04	16	600-06HP	47	741-04-07	74	773BN	42	811-45	20	946-03-35	75
4150-04DBZ	15	4490-06	16	600-08	47	741-04-08	74	775-02	41	811-4504	19	946-04-31	75
4150-06	14	4490-08	16	600-08HP	47	741-04-10	74	775-03	41	811-4506	19	946-04-M12	75
4150-06DBZ	15	4490-10	16	600-10	47	741-06-04	74	775-03	44	811-4508	19	992-02-21	41
4150-08	14	4490-12	16	6001-02	32	741-06-05	74	775-03	78	811-4508	20	992-02-22	41
4150-08-08DFL	18	4490-16	16	6001-03	32	741-06-06	74	775-03-02	41	811-4510	19	992-03-21	41
4150-08DBZ	15	4491-04	16	6001-04	32	741-06-07	74	775-03BN	42	811-4510	20	992-03-22	41
4150-10	14	4491-06	16	6001-06	48	741-06-08	74	775-03L	41	811-4512	19	992-03-31	41
4150-10-10DFL	18	4491-08	16	6001-06-M16	48	741-06-10	74	775-04	41	811-4512	20	992-03-31L	41
4150-10DBZ	15	4491-10	16	6001-08	48	741-06-12	74	775-04	78	811-4516	19	992-03-31S	41
4150-12	14	4491-12	16	6001-31_VW	33	741-08-06	74	775-04L	41	811-90	19	992-03-32	41
4150-12-12DFL	18	4491-16	16	6001-32_VW	33	741-08-08	74	775-06	78	811-90	20	992-03-32L	41
4150-12DBZ	15	451-31	33	6001VW	33	741-08-10	74	775-08	78	811-9004	19	992-03-35	41
4150-16-16DFL	18	451-32	33	6045-02	32	741-08-12	74	775-44	41	811-9006	19	992-04-32	41
4150DBZ	15	452-31	33	6045-03	32	741-12-12	74	775-44	44	811-9008	19	992-04-32	78
4150DFL	18	452-32	33	6045-04	32	742-03-21	75	775-44	78	811-9008	20	992-04-M12	41
4180-04	14	452-35	33	6045-06	48	742-03-31	75	775BN	42	811-9010	19	992-04-M12	78
4180-04DBZ	15	492-31	33	6045-06-M12	48	742-03-32	75	776-02	78	811-9010	20	992-04-M121	41
4180-06	14	5070-03	35	6045-06-M14	48	742-03-35	75	776-02-03	78	811-9012	19	992-04-M121	78
4180-06DBZ	15	5091-03	34	6045-06-M16	48	742-03-M12	75	776-03	78	811-9012	20	992-04-M121S	41
4180-08	14	5091-04	34	6045-08	48	742-03-M121	75	776-03-04	78	811-9016	19	992-04-M121S	78
4180-08DBZ	15	5091-06	48	6046-03	32	742-03-M122	75	776-04	78	812-45	19	992-04-M122	41
4180-10	14	5091-08	48	6046-04	32	742-03-M14	75	776-04-03	78	812-4504	19	992-04-M122	78
4180-10DBZ	15	5092-02	34	6046-06	48	742-03-M16	75	776-04-06	78	812-4506	19	992-06-M12	78
4180-12	14	5092-03	34	6046-08	48	742-04-31	75	776-04-M12	78	812-4508	19	992-06-M14	78
4180-12DBZ	15	5092-03-M12	34	6090-02	32	742-04-M12	75	776-04-M14	78	812-4510	19	992-06-M142	78
4180DBZ	15	5092-03-M12	39	6090-03	32	742-04-M121	75	776-06	78	812-4512	19	992-06-M16	78
4210AE	87	5092-03DSV	34	6090-04	32	742-04-M14	75	776-06-04	78	812-90	19	992-06-M16S	78
4210AEN	87	5093-02	34	6090-06	48	742-04-M16	75	776-06-M12	78	812-9004	19	992-08-M18	78
4230AE	87	5093-03	34	6090-06-M12	48	742-04-M18	75	776-06-M14	78	812-9006	19	992-31BN	42
4230AEN	87	5093-03-M12	34	6090-06-M16	48	742-06-M12	75	776-06-M16	78	812-9008	19	992-32BN	42
4230AG	87	5093-03-M12	39	6090-08	48	742-06-M121	75	776-08-M14	78	812-9010	19	992-M12-M12	78
4250AE	87	5093-03DSV	34	6091-03	32	742-06-M16	75	776-08-M16	78	812-9012	19	992-M14-M14	78
4250AG	87	5097-02	35	6091-04	32	742-06-M18	75	776-08-M18	78	818-31	64	992BN	42
4250AGB	87	5097-03	35	6091-06	48	742-06-M22	75	776-10	78	910-04	12	993-03-31	41
4250AEB	87	5098-03	35	6091-08	48	742-08-M14	75	776-10-M18	78	910-06	12	993-03-31L	41
440-03	32	5099-03	35	611-025	30	742-08-M16	75	776-10-M20	78	910-06FC	13	993-03-31S	41
441-03	32	5099S	35	611-03	30	742-08-M18	75	779-03	78	910-08	12	993-03-32	41
441-04	32	5099S-03	35	611K-03	30	742-08-M20	75	779-04-06	78	910-08FC	13	993-04-32	41
44120-04	16	5130-03	35	611PE-03	30	742-10-M24	75	779-06-04	78	910-10	12	993-31BN	42
44120-06	16	5131-02	35	6120-06	48	743-03-03	74	779-06-M14	78	910-12	12	993-32BN	42
44120-08	16	5131-03	35	6120-08	48	743-04-04	74	811-01	19	910-16	12	993BN	42
44120-10	16	5132-03	35	6150-03	44	746-03	32	811-01	20	910-20	12	AN804	68
44120-12	16	5134-03	34	6150-06	48	748-03	32	811-0104	19	9100-01	86	AN804-03	68
44150-04	16	5134-03	35	6150-08	48	748-03PDS	32	811-0106	19	9100-02	86	AN804-04	68
44150-06	16	5135-02	35	6180-06	48	749-03-31	33	811-0108	19	9100-03	86	AN804-06	68
44150-08	16	5135-03	35	6180-08	48	749-03-32	33	811-0108	20	9100-04	86	AN804-08	68
44150-10	16	5136-03	35	646-03	44	750-03-31	33	811-0110	19	919-04-03	70	AN804-10	68
44150-12	16	536-01	61	660-03	44	750-03-32	33	811-0110	20	919-04-44	70	AN804-12	68
44180-04	16	536-03	76	6645-02	32	750-03-35	33	811-0112	19	919-06-03	70	AN804-16	68
44180-06	16	536-04	76	6645-03	32	754-03-31	33	811-0112	20	919-06-04	70	AN806	68
44180-08	16	536-120	61	6645-04	32	755-03-31	33	811-0116	19	919-08-06	70	AN806-02	68
44180-10	16	536-150	61	666-03	44	756-03	32	811-04	12	919-10-06	70	AN806-03	68
44180-12	16	536-180	61	6690-02	32	756-03-31	33	811-04	19	919-10-08	70	AN806-04	68
442-31	33	536-45	61	6690-03	32	757-03-31	33	811-06	12	919-12-08	70	AN806-05	68
442-32	33	536-90	61	6690-04	32	758-03-03	32	811-06	19	919-12-10	70	AN806-06	68
443BNP	32	544-03-03	76	6690-31	32	758-03-31	33	811-08	12	919-16-10	70	AN806-07	68
443-03	32	544-03-04	76	690-03	44	758-03-31F	33	811-08	19	919-16-12			

Index - Continued

AN806-16	68	AN822-04	72	AN894-06-08	70	AN920-08-12	79	AW761-16	87	CPL-08	71	DW-21B	90
AN806-20	68	AN822-04-04	72	AN894-08-06	70	AN920-10	79	AW761-20	87	CPL-10	71	DW-23C	90
AN814	68	AN822-06	72	AN894-10-06	70	AN920-10-06	79	BC-03	86	CPL-12	71	DW-24CC	90
AN814-02	68	AN822-06-02	72	AN894-10-08	70	AN920-10-08	79	BL775	44	CPL-16	71	DW-25D	90
AN814-03	68	AN822-06-06	72	AN894-12-08	70	AN920-10-12	79	BL775	41	CPL-450	71	DW-26E	90
AN814-03S	68	AN822-06-08	72	AN894-12-10	70	AN920-12	79	BL775-03	41	CPL-4504	71	DW-27F	90
AN814-04	68	AN822-07	72	AN894-16-08	70	AN920-12-10	79	BL775-44	41	CPL-4506	71	DW-29G	90
AN814-04S	68	AN822-08	72	AN894-16-10	70	AN921	79	BL775-44	44	CPL-4508	71	DW-30H	90
AN814-05	68	AN822-08-08	72	AN894-16-12	70	AN921-06	79	BL992	41	CPL-4510	71	DW28FF	90
AN814-06	68	AN822-08-12	72	AN894-20-16	70	AN921-08	79	BL992-31	41	CPL-4512	71	EB-M20	89
AN814-06S	68	AN822-10	72	AN910	72	AN921-10	79	BL992-31S	41	CPL-460	71	EB34	89
AN814-07	68	AN822-10-12	72	AN910-01	72	AN921-12	79	BL992-32	41	CPL-4604	71	EBT34	89
AN814-08	68	AN822-12	72	AN910-02	72	AN922	79	BL993	41	CPL-4606	71	EKC622-04	85
AN814-08S	68	AN822-12-08	72	AN910-03	72	AN922-06	79	BL993-31	41	CPL-4608	71	EKC622-08	85
AN814-10	68	AN822-12-16	72	AN910-04	72	AN922-08	79	BL993-31S	41	CPL-4610	71	EKC622-12	85
AN814-10S	68	AN822-16	72	AN910-06	72	AN922-10	79	BL993-32	41	CPL-4612	71	EKC622-16	85
AN814-12	68	AN822-16-12	72	AN910-08	72	AN922-12	79	BLT-301/311	40	CPL-4616	71	FB	77
AN814-12S	68	AN823	72	AN911	73	AN924	69	BLT-301NY	40	CPL-816	71	FB101	88
AN814-16	68	AN823-03	72	AN911-01	73	AN924-02	69	BLT-302/312	40	CPL-81610	71	FB186	77
AN814SD	68	AN823-04	72	AN911-02	73	AN924-03	69	BLT-302NY	40	CPL-8164	71	FB192	77
AN815	68	AN823-04-04	72	AN911-03	73	AN924-04	69	BLT-311NY	40	CPL-8166	71	FB195	77
AN815-02	68	AN823-06	72	AN911-04	73	AN924-05	69	BLT-312NY	40	CPL-81662	71	FB206	77
AN815-03	68	AN823-06-02	72	AN911-06	73	AN924-06	69	BN-CAP	42	CPL-81666	71	FC103	88
AN815-03V	68	AN823-06-06	72	AN911-08	73	AN924-08	69	BN-CAP	42	CPL-823	71	FCV-04	24
AN815-04	68	AN823-06-08	72	AN912-01	73	AN924-10	69	BN506	42	CPL-823-04	71	FCV-06	24
AN815-05	68	AN823-07	72	AN912-02	73	AN924-12	69	BN506	42	CPL-823-06	71	FCV-08	24
AN815-06	68	AN823-08-08	72	AN912-03	73	AN924-16	69	BN506PSB	42	CPL-823-08	71	FCV-10	24
AN815-07	68	AN823-08D	72	AN912-04	73	AN924-20	69	BN507	42	CPL-823-10	71	FF-06	24
AN815-08	68	AN823-10	72	AN912-05	73	AN929	69	BN507	42	CPL-823-12	71	FF-06	24
AN815-10	68	AN823-10-06	72	AN912-06	73	AN929-02	69	BN507PSB	42	CPL-824	71	FF-08	24
AN815-12	68	AN823-10-12	72	AN912-07	73	AN929-03	69	BN508	42	CPL-824-03	71	FF572-04	24
AN815-16	68	AN823-12	72	AN912-08	73	AN929-04	69	BN508	42	CPL-824-04	71	FF572-06	24
AN816	72	AN823-12-08	72	AN912-09	73	AN929-05	69	BN508PSB	42	CPL-824-06	71	FF572-08	24
AN816-03	72	AN823-16	72	AN912-10	73	AN929-06	69	BN510	42	CPL-824-08	71	FF572-10	24
AN816-03-04	72	AN823-16-12	72	AN912-11	73	AN929-08	69	BN510	42	CPL-824-10	71	FG900-03S	85
AN816-04-04	72	AN824	69	AN912-12	73	AN929-10	69	BN510PSB	42	CPL-824-12	71	FG900-06S	85
AN816-04-06	72	AN824	70	AN913	73	AN929-12	69	BN512PSB	42	CPL-826	71	FG900-08S	85
AN816-04D	72	AN824-06-06-08	70	AN913-01	73	AN929-16	69	BN561PSB	42	CPL-826-03	71	FG900-12S	85
AN816-06	72	AN824-08-08-10	70	AN913-02	73	AN929-20	69	BN704	42	CPL-826-04	71	FG900-16S	85
AN816-06-02	72	AN824-10-10-12	70	AN913-03	73	AN930	73	BN704	42	CPL-826-06	71	FG900-20S	85
AN816-06-06	72	AN825	72	AN913-04	73	AN932-01	73	BN704PSB	42	CPL-826-06 M16	71	FM10100	80
AN816-06-08	72	AN825-03	72	AN913-05	73	AN932-02	73	BNSB	42	CPL-826-08	71	FM10100-03	80
AN816-07	72	AN825-04	72	AN913-06	73	AN932-03	73	BP-01	89	CPL-826-10	71	FM10100-04	80
AN816-08	72	AN825-06	72	AN913-08	73	AN932-04	73	BTL-300	40	CPL-826-12	71	FM10100-31	80
AN816-08-08	72	AN825-08	72	AN914	73	AN932-05	73	BTL-300	40	CPL-900	71	FM10100-44	80
AN816-08-12	72	AN825-10	72	AN914-01	73	AN932-06	73	BTL-300/310	40	CPL-9004	71	FM10125	80
AN816-10	72	AN825-12	72	AN914-02	73	AN932-08	73	BTL-303	40	CPL-9006	71	FM10125-03	80
AN816-10-06	72	AN826	72	AN914-03	73	AN938	69	BTL-303	40	CPL-9008	71	FM10324	80
AN816-10-12	72	AN826-03	72	AN915-01	73	AN938-04	69	BTL-303/313	40	CPL-9010	71	FM10324-03	80
AN816-12	72	AN826-04	72	AN915-02	73	AN938-05	69	BTL-304	40	CPL-9012	71	FM10324-04	80
AN816-12-08	72	AN826-06	72	AN915-03	73	AN938-06	69	BTL-304	40	CPL-9016	71	FM10324-04	80
AN816-12-16	72	AN826-08	72	AN916	73	AN938-08	69	BTL-304/314	40	CPL-903	71	FM10716	80
AN816-16	72	AN826-10	72	AN916-01	73	AN938-10	69	BTL-305	40	CPL-904	71	FM10716-03	80
AN816-16-12	72	AN826-12	72	AN916-02	73	AN938-12	69	BTL-305	40	CPL-906	71	FM10716-04	80
AN816-20	72	AN827	69	AN916-03	73	AN938-16	69	BTL-305/315	40	CPL-908	71	FN900	87
AN818	68	AN832	69	AN917	73	AN950-04-03	70	BTL-306	40	CPL-910	71	FP190	79
AN818	64	AN833	69	AN917-01	73	AN950-06-03	70	BTL-306	40	CPL-910	71	FP191	79
AN818-02	68	AN834	69	AN917-02	73	AN950-06-04	70	BTL-306/316	40	CPL-9104	71	FP192	79
AN818-03	64	AN837	69	AN917-03	73	AN950-08-04	70	BTL-307	40	CPL-9106	71	FP193	79
AN818-03	68	AN840	78	AN917-04	73	AN950-08-06	70	BTL-307	40	CPL-9108	71	FP194	79
AN818-04	68	AN840-04	78	AN917-06	73	AN950-10-06	70	BTL-307/317	40	CPL-9110	71	FP195	79
AN818-06	68	AN840-06	78	AN917-08	73	AN950-10-08	70	BTL-308	40	CPL-9112	71	FP196	79
AN818-08	68	AN840-08	78	AN919	70	AN950-12-08	70	BTL-308/318	40	CPL-912	71	FP197	79
AN818-10	68	AN840-10	78	AN919-0	70	AN950-12-10	70	BTL-310	40	CUW-M12	89	FP198	79
AN818-12	68	AN840-12	78	AN919-01	70	AN950-16-12	70	BTL-310	40	CUW-M14	89	FP199	79
AN818-16	68	AN842	78	AN919-02	70	AN950-20-16	70	BTL-313	40	CUW-M16	89	FRP-1	86
AN819	64	AN842-04	78	AN919-03	70	AN971	69	BTL-313	40	CUW-M18	89	FRP-1BK	86
AN819	68	AN842-06	78	AN919-06	70	AN971-03	69	BTL-314	40	CW901- M16	54	FRP-2	86
AN819-02	68	AN842-08	78	AN919-06-02	70	AN971-04	69	BTL-314	40	CW901-04	89	FRP-2BK	86
AN819-03	64	AN842-10	78	AN919-07	70	AN971-06	69	BTL-315	40	CW901-06	89	FRP-3	86
AN819-03	68	AN842-12	78	AN919-10	70	AN971-07	69	BTL-315	40	CW901-08	89	FRP-3BK	86
AN819-04	68	AN844	78	AN919-12	70	AN971-08	69	BTL-316	40	CW901-10	89	FS102	88
AN819-06	68	AN844-04	78	AN919-13	70	AN971-10	69	BTL-316	40	CW901-12	89	G105-31A	43
AN819-08	68	AN844-06	78	AN919-14	70	AN971-12	69	BTL-317	40	CW901-M12	89	G105A	43
AN819-10	68	AN844-08	78	AN919-15	70	AN971-16	69	BTL-317	40	CW901-M14	89	G105A-44	43
AN819-12	68	AN844-10	78	AN919-18	70	AN971-20	69	BTL-318	40	CW901-M16	89	G105AE	43
AN819-16	68	AN844-12	78	AN919-19	70	AW760-04	87	BTL-321	40	DG828	86	G1067A	43
AN821	68	AN871	69	AN919-20	70	AW760-06	87	BTL-322	40	DR-25-1	84	G106A	43
AN821-03	68	AN871-04	69	AN919-22	70	AW760-08	87	CAB1212	77	DR-25-1/2	84	G107	43
AN821-04	68	AN871-06	69	AN919-23	70	AW760-10	87	CAB1215	77	DR-25-1/4	84	G115	43
AN821-05	68	AN871-08	69	AN919-25	70	AW760-12	87	CAB206	77	DR-25-2	84	GA-3	77
AN821-06	68	AN871-10	69	AN919-26	70	AW760-16	87	CAB208	77	DR-25-3/2	84	GA-4	77
AN821-08	68	AN871-12	69	AN920	79	AW760-SET	87	CAB246	77	DR-25-3/4	84	GA-903	77
AN821-10	68	AN871-16	69	AN920-04	79	AW761-04	87	CAB5820	77	DR-25-3/8	84	GA-904	77
AN821-12	68	AN871-20	69	AN920-06	79	AW761-06	87	CPL	71	DW-09	90	HD0100CH	45
AN821-16	68	AN894	70	AN920-06-10	79	AW761-08	87	CPL-03	71	DW-10	90	HD0100CH	45
AN822	72	AN894-04-03	70	AN920-08	79	AW761-10	87	CPL-04	71	DW-11	90	HD0103CH	45
AN822-03	72	AN894-06-04	70	AN920-08-10	79	AW761-12	87	CPL-06	71	DW-20A	90	HD0103CH	45

Index - Continued

HD0104CH	45	MCB-008	46	QD588-08D	83	S443	36	S6001-02	36	S756-03	36	XLS5091-03-M8	30
HD0200CH	45	MCC-001	46	QD588-10D	83	S443-03	36	S6001-02-03	36	S757	38	XLS5094	30
HD0203CH	45	MCC-001A	46	QD588-12D	83	S445	37	S6001-03	36	S757-03-31	38	XLS5094-03-M10	30
HD0204CH	45	MCC-002	46	QD588-16D	83	S445-01	37	S6001-04	36	S758	38	XLS5095	30
HD4203CH	45	MCC-003	46	RC110	16	S445-0131	37	S6001-04	49	S758-03-31	38	XLS5095-03-M10	30
HD4503CH	45	MCC-003	46	RC110-04	16	S445-0132	37	S6001-06	49	S758-03-31F	38	XLS5135	30
HD9003CH	45	MCC-004	46	RC110-06	16	S445-20	37	S6001-08	49	S758-03-31S	38	XLS5135-03	30
HD9203CH	45	MCC-005	46	RC110-08	16	S445-2031	37	S6001-31_AU	37	S759	38	XLS6001	30
HDFL-005	45	MCC-006	46	RC110-10	16	S445-2032	37	S6001-31_MN	37	S759-03-31	38	XLS6001-03	30
HL591	66	MCC-006	46	RC110-12	16	S445-31	37	S6001-31_PR	37	S759-03-31S	38	XLS6046	30
HL591-0406D	66	MCC-008	46	RC110-16	16	S445-45	37	S6001-31_VW	37	S759-03-32	38	XLS6046-03	30
HL591-04D	66	MCC-009	46	RC110-20	16	S445-4531	37	S6045	36	S759-03-M121	38	XLS6090	30
HL591-06D	66	MCC-009	46	RC260-03	86	S445-4532	37	S6045	37	S760	38	XLS6090-03	30
HL598	66	MCC-010	46	RC260-04	86	S445-90	37	S6045-02	36	S760	43	XLS6091	30
HL598-04D	66	MCC-011	46	RC260-06	86	S445-9031	37	S6045-02-03	36	S760-03-31	38	XLS6091-03	30
HL811	65	MCHD-001	44	RC260-08	86	S445-9032	37	S6045-03	36	S760-03-31	43	XLS6120	30
HL811-04D	65	MCHD-001	44	RC260-10	86	S446	37	S6045-03-04	36	S762	38	XLS6120-03	30
HL811-06D	65	MCHD-002	43	RC260-12	86	S446-31	37	S6045-04	36	S762--03-31	38	XLS7001	30
HL814	65	MCHD-002	43	RC260-16	86	S446-31EXP	37	S6045-31	37	S762-03-31SP	38	XLS7001-03-86	30
HL814-04D	65	MCHD-003	44	RC270-03	86	S446EXP	37	S6046	36	S770	38	XLS7001-03-88	30
HL814-06D	65	MCHD-003	44	RC270-04	86	S448-31	37	S6046	49	S770-03	38	XLS7001-04-96	30
HL821	65	MCHD-004	44	RC270-06	86	S448-31	37	S6046-02-03	36	S771	38	XLS7046	30
HL821-0406D	65	MCHD-004	44	RC270-08	86	S449	36	S6046-03	36	S771-03	38	XLS7046-03-86	30
HL821-04D	65	MCHD-005	44	RC270-10	86	S449-03	36	S6046-04	36	S772	38	XLS7046-03-88	30
HL821-06D	65	MCHD-006	44	RC270-12	86	S451	37	S6046-04	49	S772-03	38	XLS7046-04-96	30
HL822	65	MCHD-006	44	RC270-16	86	S451-31	37	S6046-06	49	S816	38	XLS7091	30
HL822-0406D	65	MCHD-007	43	RC600	36	S452	37	S6046-08	49	S816-03	38	XLS7091-03-86	30
HL822-04D	65	MCHD-007	43	RC600	49	S452-31	37	S6090	36	SBTB-12	89	XLS7091-03-88	30
HL822-06D	65	MCHD-010	43	RC600	49	S492	37	S6090	37	SBTP-12	89	XLS7091-04-96	30
HL823	65	MCHD-010C	43	RC600-04CHP	49	S492-31	37	S6090	37	SBTP-58	89		
HL823-0406D	65	MCHD-010C	43	RC600-04CMP	49	S5070	39	S6090-02	36	SMCHD-002	43		
HL823-04D	65	MCHD-011	43	RC600-05CMP	49	S5070-03	39	S6090-02-03	36	SP-202	43		
HL823-06D	65	MCHD-011	43	RC600-06CHP	49	S5091	39	S6090-03	36	SP-202	43		
HL824	66	MCHD-014	43	RC600-06CMP	49	S5091	49	S6090-03-02	36	SP-203	43		
HL824-0406D	66	MCHD-015	43	RC600-08CHP	49	S5091-02	39	S6090-04	36	SP-203	43		
HL824-04D	66	MCHD-015	43	RC600-08CMP	49	S5091-02-03	39	S6090-31	37	SP33006	86		
HL824-06D	66	MCHD-016	43	RC600-10CHP	49	S5091-03	39	S6090M-31CSW	37	SR-5	89		
HL831	65	MCHD-016	43	RC600-10CMP	49	S5091-03-04	39	S6091	36	SS902-03	90		
HL831-0406D	65	MCHD-017C	44	RCC910	16	S5091-04	39	S6091	49	SS902-04	90		
HL831-04D	65	MCHD-017C	44	RCC910-04	16	S5091-04	49	S6091-02-03	36	SS902-05	90		
HL831-06D	65	MCHD-024	44	RCC910-06	16	S5091-04-03	39	S6091-03	36	SS902-06	90		
HL836-03C	64	N1400	64	RCC910-08	16	S5091-04-M12	39	S6091-04	36	SS902-07	90		
HL836-04D	65	N1401	64	RCC910-10	16	S5091-04-M14	39	S6091-04	49	SS902-08	90		
HL836-06D	65	N1406	64	RCC910-12	16	S5091-06-M12	49	S6091-06	49	SS902-09	90		
HL837	65	N1460	64	RCC910-16	16	S5091-08	49	S6091-08	49	SS902-10	90		
HL837-0406D	65	N8000	64	RFH	89	S5092	39	S6091M-31CSW-HT	37	SS902-12	90		
HL837-04D	65	N8401	64	ROV-06	23	S5092	49	S6120	49	SS902-14	90		
HL837-06D	65	N8402	64	ROV-06-FIA	23	S5092-03	39	S6150	44	TC102 SADDLE	84		
HL841	65	N8412	64	ROV-10	23	S5092-03-02	39	S6150	49	TEXTALU-10MM	85		
HL841-0406D	65	N8426	64	ROV-10-FIA	23	S5092-03-04	39	S6150-03	44	TEXTALU-12MM	85		
HL841-04D	65	N8462	64	RP280-03	86	S5092-04-03	39	S6150-04	49	TEXTALU-15MM	85		
HL841-06D	65	OTB-12	88	RP280-04	86	S5092-05-M10CSW	49	S6150-06	49	TEXTALU-22MM	85		
HL843	65	OTJ-08	88	RP280-06	86	S5092-05-M10PSW	49	S6150-08	49	TEXTALU-8MM	85		
HL843-0406D	65	OTJ-10	88	RP280-08	86	S5093	39	S6180	49	TP598	82		
HL843-04D	65	OTP-12	88	RP280-10	86	S5093-02-03	39	S6180-04	49	TRL6	24		
HL843-06D	65	PHS-03CL	83	RP280-12	86	S5093-03	39	S6180-06	49	TRL7	24		
HL854	66	PHS-03CL-CF	83	RP280-16	86	S5093-03-04	39	S6180-08	49	TRV67	24		
HL854-0406D	66	PHS-03DB	83	RP290-03	86	S5093L	39	S646	44	TY23	84		
HL854-04D	66	PHS-03DB-CF	83	RP290-04	86	S5093L-03	39	S646-03	44	TY24	84		
HL854-06D	66	PHS-03DR	83	RP290-06	86	S5093R	39	S660	44	TY25	84		
HP-03	84	PHS-03DR-CF	83	RP290-08	86	S5093R-03	39	S660-03	44	TY27	84		
HP-03BK	84	PHS-06DB	83	RP290-10	86	S5094	39	S666	44	TY28	84		
HP-03BU	84	PHS-06DR	83	RP290-12	86	S5094-03	39	S666-03	44	UJ174	86		
HP-03GN	84	PHS-08DB	83	RP290-16	86	S5094L-03	39	S690	44	UJ274	86		
HP-03RD	84	PHS-08DR	83	RP290-31	86	S5094LTR-03	39	S690-03	44	UJ374	86		
HP-03YE	84	PLCC-03	82	RP290-M14	86	S5094R-03	39	S691	44	W903-08D	22		
HS760-02	84	PLCC-04*	82	RP290-M16	86	S5094R/L	39	S691-03	44	W903-10D	22		
HS760-03	84	PLCC-05*	82	S321	38	S5095	39	S745	38	W903-12D	22		
HS760-06	84	PLCC-06	82	S321-03	38	S5095-03	39	S745-03	38	W903-16D	22		
HS760-10	84	PLCC-08	82	S321-03SM	38	S5095-03-02	39	S746	36	W903-20D	22		
HS760-12	84	PLCC-10	82	S321SM	38	S5097	39	S746-03	36	W903-24D	22		
HS760-16	84	PLCC-12	82	S323	38	S5097-03	39	S747	36	W903-28D	22		
K600-02	85	PLCC-16	82	S323-03	38	S5098	39	S747-03	36	W903-32D	22		
K600-03	85	PLCC-20	82	S331	38	S5098-03	39	S747-44	36	W903-40D	22		
K600-08	85	PLCC-24	82	S331-03	38	S5099	39	S748	36	W903-48D	22		
K600-12	85	PLWG-02	83	S332	38	S5099-03	39	S748-03	36	W991-08DE	22		
K600M	85	PLWG-03	83	S332-03	38	S5099-03S	39	S748-03PDS	36	W991-10DE	22		
LDW598	82	PLWG-04	83	S440	36	S5099S	39	S749	37	W991-12DE	22		
LWD594	82	PLWG-05	83	S440-03	36	S5132	39	S749-03-31	37	W991-16DE	22		
LWD595	82	PLWG-06	83	S441	36	S5132-02-03	39	S749-03-32	37	W991-20DE	22		
LWD596	82	PLWG-08	83	S441	49	S5132-03-03	39	S750	37	W991-24DE	22		
LWD597	82	PLWG-10	83	S441-03	36	S5135	39	S750-03-31	37	W991-28DE	22		
MCB-002	46	PLWG-12	83	S441-06	49	S5135-03	39	S754	38	W991-32DE	22		
MCB-003	46	PV72-04	88	S441-08	49	S5136	39	S754-03-31	38	W991-40DE	22		
MCB-004	46	PV72-06	88	S442	37	S5136-03	39	S754-03-31F	38	W991-48DE	22		
MCB-005	46	PV72-08	88	S442-31	37	S6001	36	S755	38	XLS5091	30		
MCB-006	46	QD588-04D	83	S442-31L	37	S6001	37	S755-03-31	38	XLS5091-03-M10	30		
MCB-007	46	QD588-06D	83	S442-31S	37	S6001	49	S756	36	XLS5091-03-M6	30		

Discount Structure

Key Contacts

Mainline	%
G-Line	%
Kits	%
Ancillary	%

Notes

Notes

Notes
