

Spelling Workshop



Helen Palmer

Starter activity



You have two minutes to write down as many words as possible that rhyme with 'cheese'



You have two minutes to think of as many 'ough' words as possible e.g. cough

The English Language

cheese

knees

breeze

seize

tease

these

fleas

The English Language

cough

though

bough

enough

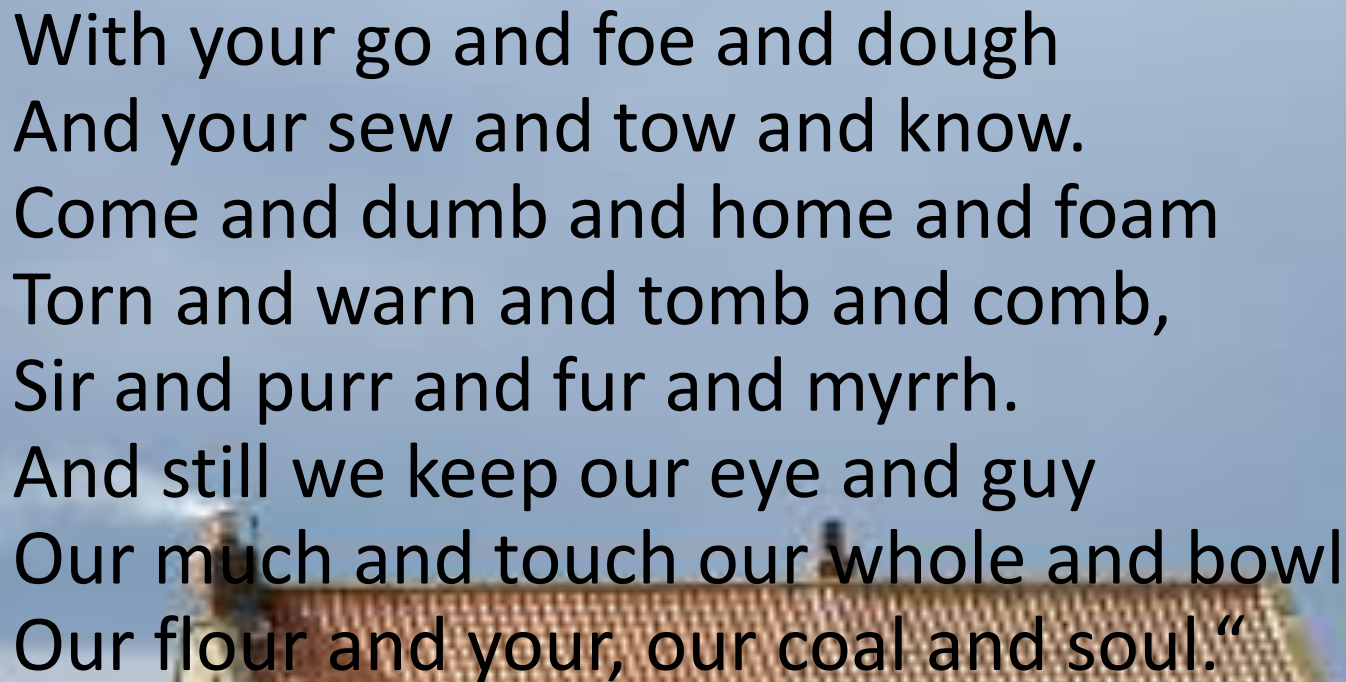
through

dough

A good Speller

Oh, you English-speaking people
With your seize and tease and steeple
With your you and who and glue
And your two and shoe and flew,
Continue with your whom and tomb
Gloom and plume and even rheum.
Torment your little Tom and Terry
With your misspelled bomb and bury





With your go and foe and dough
And your sew and tow and know.
Come and dumb and home and foam
Torn and warn and tomb and comb,
Sir and purr and fur and myrrh.
And still we keep our eye and guy
Our much and touch our whole and bowl
Our flour and your, our coal and soul.”

by E. E. Arctier

The Cornerstone of Spelling



The Alphabet

NEED TO LEARN

- Letter sounds
- Letter names
- Letter shapes A a a
- Feel –motor memory of the letter pattern when writing

The Alphabet

THEN NEED TO

- Practice hearing sounds in words
- Relate those sounds to a letter/letters
- Carry out syllable activities rab/bit
- Onset and rime m/ash
- Individual phonemes /p/e/n/ /f/i/sh/

The Alphabetic code

Phonics

Phonics means the sounds that letters make in words

- There are **26** letters
- There are **44** sounds
- There are over 140 ways to combine the 26 letters to make 44 sounds

We **blend** sounds together to help us **read** (build words up)

We **segment** words into sounds to help us **spell** (break words down)

The Alphabetic Code

Phonics

- Using the alphabet arc –state the sounds out loud to your partner
- How did you get on? Which sounds are most tricky?
- c and k make the same sound
- q is made of two sounds (kw)
- x is made of two sounds (ks)
- Remember to avoid the schwa

Your turn

Have a go at segmenting some words using the sounds that we have learnt so far. Use your alphabet arc to help you.

pog

tabsug

zenlap

Slitenpod

brenpigas

Segmenting

How would we segment these nonsense words?

chail

pightfoy

dairang

chai**l**

pigh**to**y

dairan**g**

Segmenting

- **One** letter can represent a sound as in 't a **p**'
- **Two** letters can represent a sound as in 'p i **ck**'
- **Three** letters can represent sound as in 'l **igh** t'
- **Four** letters can represent a sound as in 'th r **ough**'

Phonics

Now have a go at saying these sounds

ch

sh

th

ng

ai

ee

igh

oa

oo

oo

ar

or

ir

ow

oi

ear

air

ure

er

Segmenting

Use your full rainbow of sounds to have another go at segmenting and spelling some words.

Try chunking or **highlighting** each word into the sounds that you can see on the rainbow.

S-ar-t

t-igh-f-ear

p-oa-j-i-ng

Syllables

- Chunks or beats of sound
 - Ways to split words into speech sounds
 - Supports spelling of new words
 - Makes attempting the spelling manageable
 - Supports spelling rules
-
- Have a go at the syllable chop shop using the nonsense words that you have been given

leth/ir/purl

spon/dir/lap

Spelling workshop

Maximise learning styles to develop memory skills:

Visual:

- mental image with eyes closed (see words in head) or on paper to learn then



Auditory:

- repeat information aloud –sound out words



Kinaesthetic:

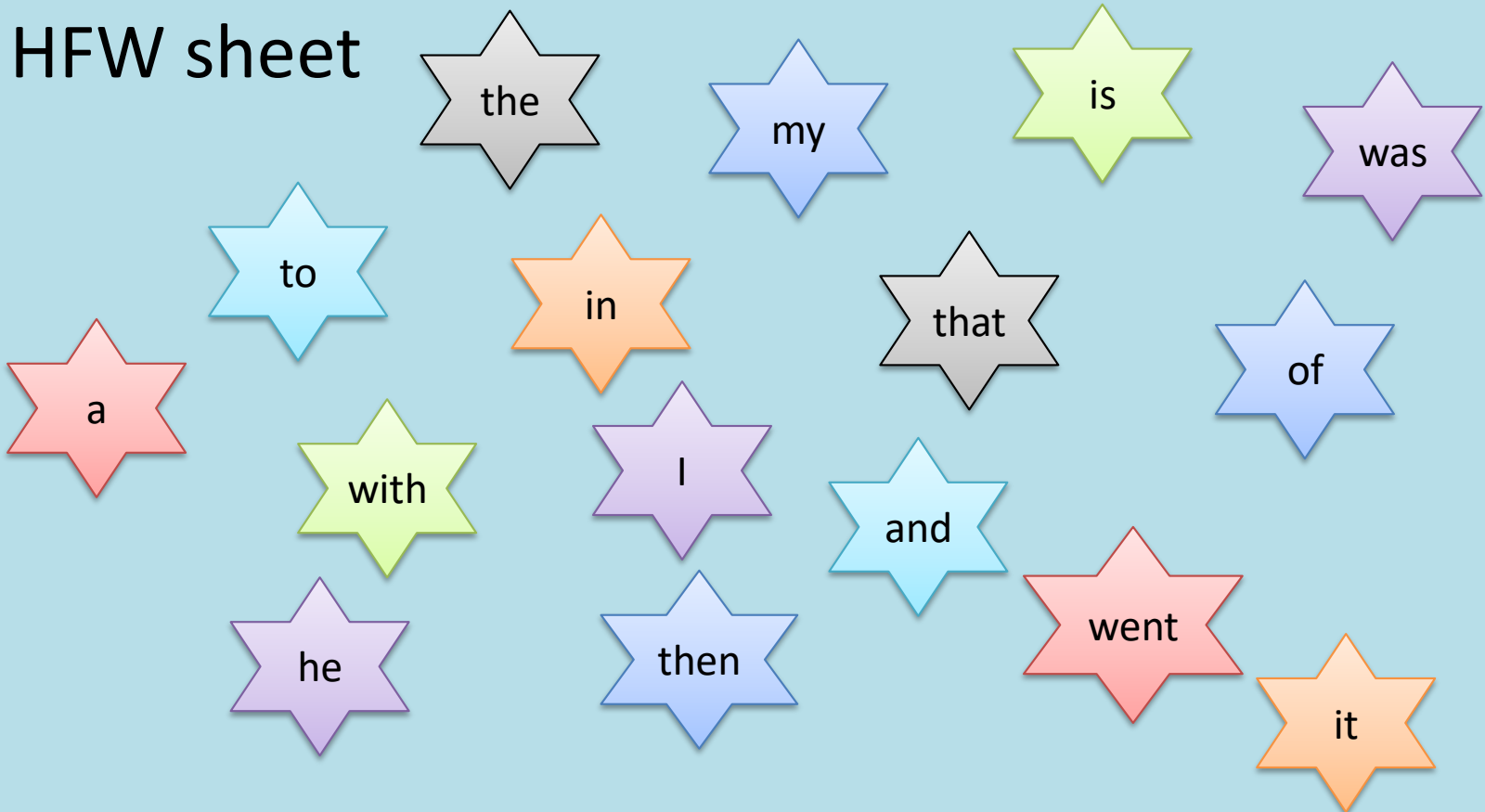
- practise repeatedly –write/trace with finger, rough surface for feedback, skywriting, computer keyboard, tap out syllables



Spelling success

High Frequency Words

Highlight the words that appear on your 100 HFW sheet





Look



Trace




Say



Cover



Write



Check



Remember

Use **LTSCWCR** to check your spelling of



diarrhoea

mnemonics

girl



girl in red lipstick

ask



ask Sophie kindly

first



first I ran slowly today

thought



the **H**ead **o**nly **u**ses **g**iant **h**orrible
teachers

Time to create your own mnemonic

Rhythm

Rhythm has your two hips moving

Spelling Workshop

p.13 Learning how to spell

“**Writing the word**”

- On someone's back
- On your desk (large)
- With your eyes

liaison

- p. 14 Learning how to spell

Speed Writing



How often can you write the word correctly in one minute?

amateur

p. 17 Learning how to spell

**Look for small words
inside the word**

about - a, out, bout

teacher – tea, each, her, ache

uncopyrightable

p. 25 Learning how to spell

In sand

or using different materials (paint)




or different textures (sandpaper)

conscientious



p. 35 Learning **how** to spell

Consonant Circles



Write the word then circle all the consonants

exhilarate

Using play dough as a spelling tool

Have a go at remembering the British Rail Logo



Now try making it out of playdough

p. 32 Learning how to spell

Recording your own voice

- say the word
- spell the word
- listen
- Echo



daiquiri

p. 34 Learning **how** to spell

Pyramid Writing

Write your word in the shape of a pyramid

w

wa

was

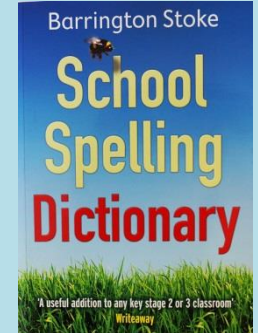

bureaucracy

Test time



Final brainstorm

Mobile spelling pack: contents



Short Vowel Sounds		
Vowel	Example	Visual
a	apple	
e	elephant	
i	igloo	
o	octopus	
u	umbrella	

