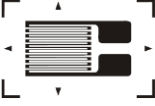
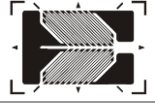
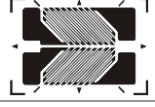



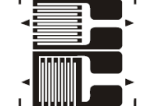

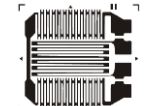



Strain gauge type	Strain gauge model	Grid dimension L x W (mm)	Backing dimension L x W (mm)	Creep Code	Grid distance (mm)
	SBA120-3AA(11)N4-F	2.8x2.0	6.4x3.5	N4	
	SBA120-5AA(11)N0-F	5.0x2.0	10.1x4.0	N0	
	SBA120-6AA(11)N5-F	5.9x2.7	9.8x4.3	N5	
	SBA350-1AA(11)N6-F	1.5x2.6	4.6x3.6	N6	
	SBA350-2AA-A(11)N6-F	2.4x3.0	4.9x4.0	N6	
	SBA350-3AA-A(11)N6-F	3.2x1.6	6.9x3.1	N6	
	SBA350-3AA(11)N7-F	3.2x3.1	7.4x4.4	N7	
	SBA350-6AA(11)N6-F	6.1x3.1	10.4x5.4	N6	
	SBA1000-3AA(11)N6-F	3.0x5.3	6.7x6.5	N6	
	SBA350-3HA(11)N6-F	3.0x4.5	9.4x6.5	N6	
	SBA350-3HA-A(11)N4-F	3.0x4.5	9.4x6.5	N4	
	SBA350-2HA-B(11)N6-F	2.0x2.5	7.2x6.3	N6	
	SBA350-3HA-B(11)N6-F	3.1x4.0	9.5x7.8	N6	
	SBA350-2HA-C(11)N2-F	2.0x2.5	7.2x6.3	N2	
	SBA350-3HA-C(11)N4-F	3.1x4.0	9.5x7.8	N4	
	SBA350-3AB(11)N6-F	3.0x3.0	8.2x5.1	N6	
	SBA350-3BB(11)N8-F	3.0x3.3	8.6x6.6	N8	
	SBA350-3BB-A(11)N2-F	3.0x3.4	9.8x6.8	N2	
	SBA350-5BB-C(11)-F	5.2x2.6	9.4x8.1		
	SBA350-2FG-L8.8(11)N6-F	2.0x2.7	14.5x6.5	N6	8.8