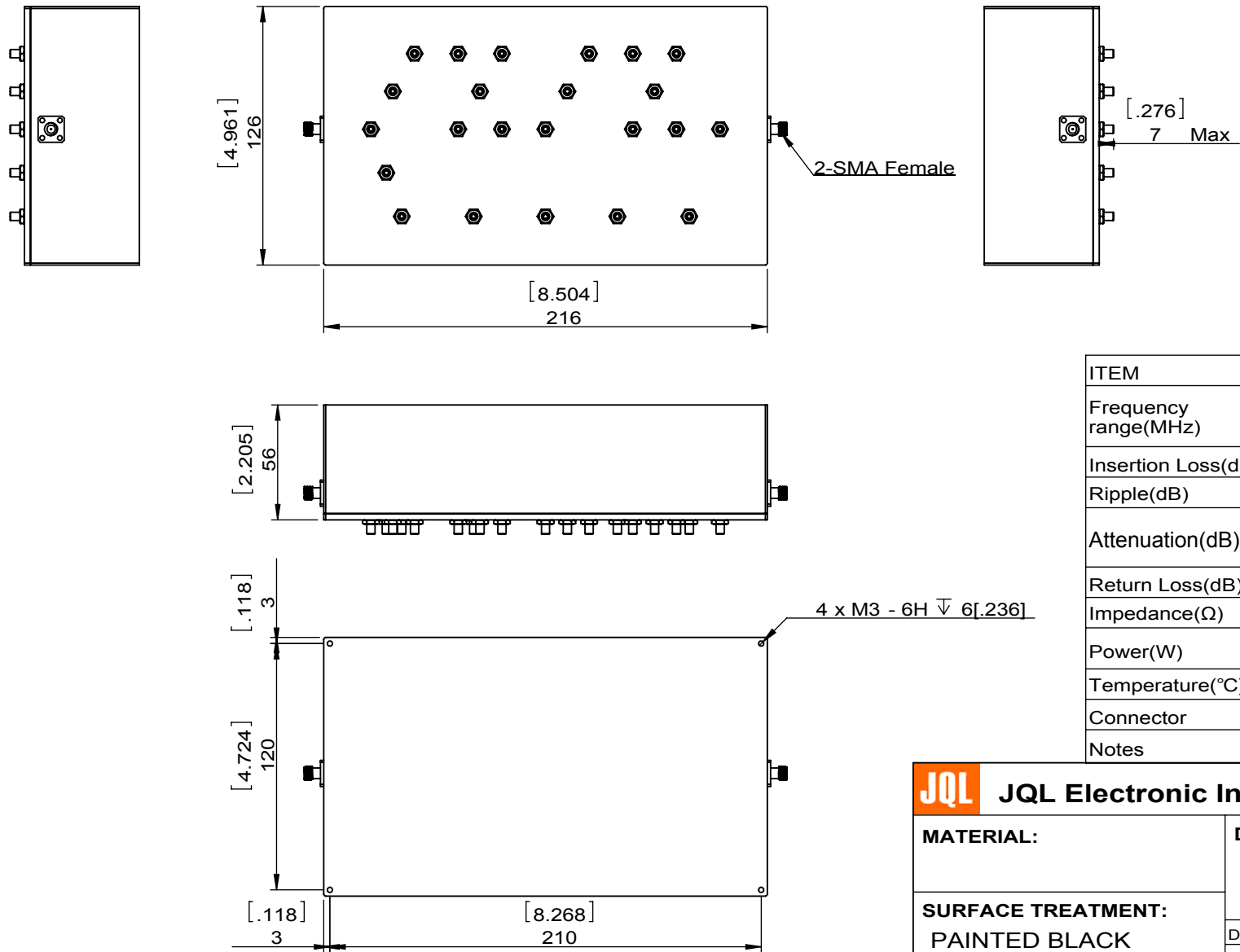


1		2		3		4		5		6	
Document No.	QR4-700-T-003	REV.	A/0	REV.	DESCRIPTION	REVISER	DATE	APPROVED			
REV.	A/0	0		ZQ.Hou	09.18.2015	David					

A
B
C
D

A
B
C
D



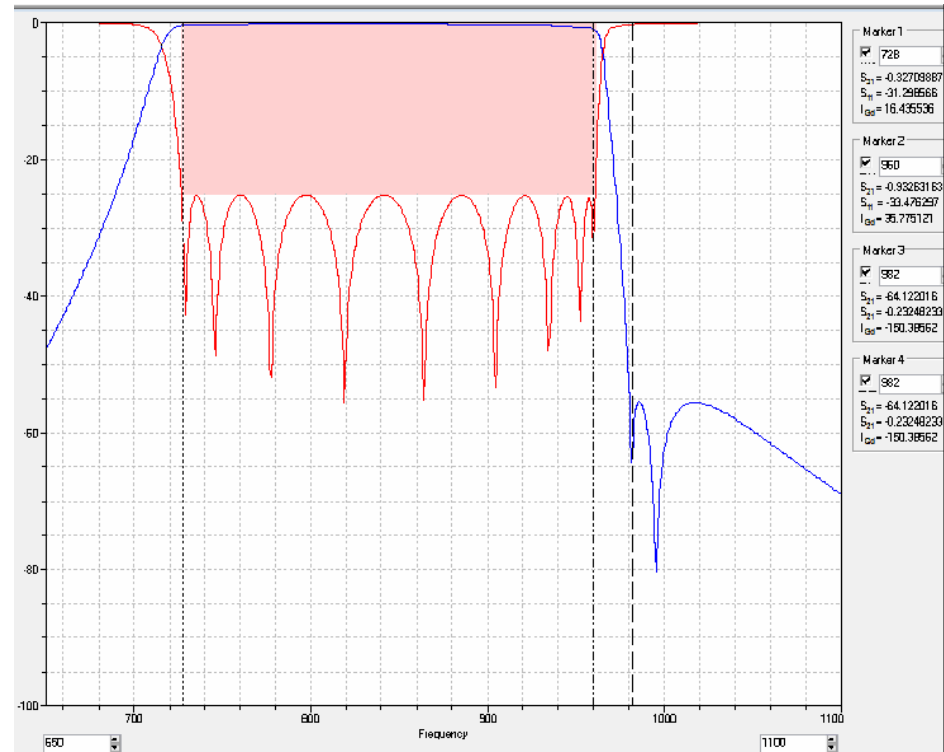
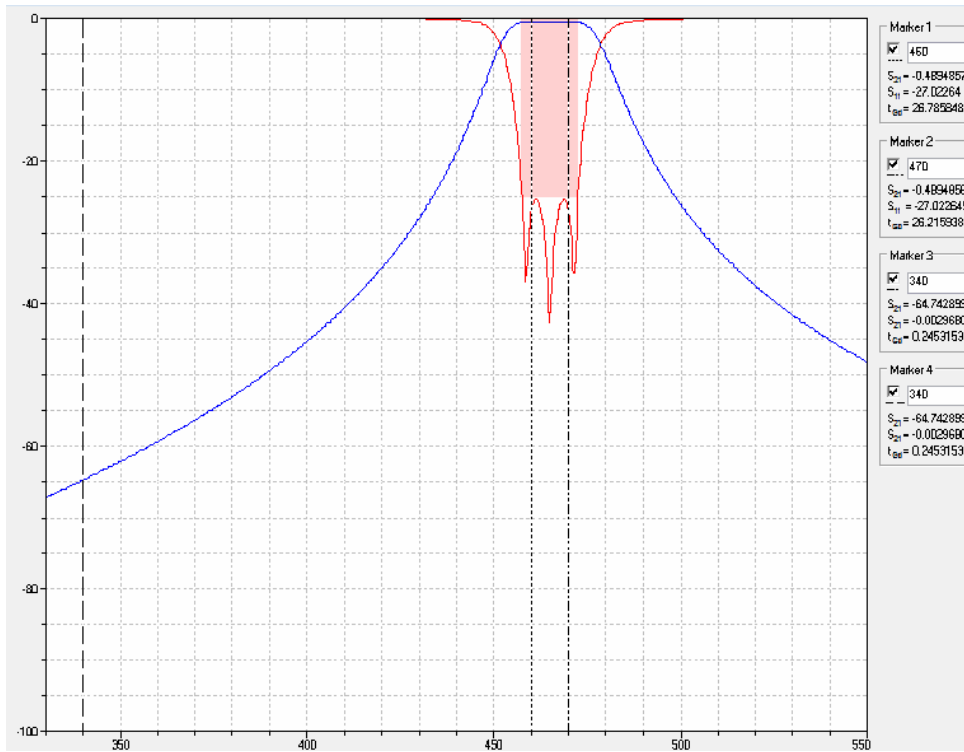
ITEM	SPECIFICATIONS	
	LOWER	UPPER
Frequency range(MHz)	460~470	728~960
Insertion Loss(dB)	4.0 Max	
Ripple(dB)	3.0 Max	
Attenuation(dB)	55 Min@ < 340Mhz	55 Min@ > 982Mhz
Return Loss(dB)	16Min	
Impedance(Ω)	50	
Power(W)	2 Max	
Temperature(°C)	-40~+85	
Connector	SMA FEMALE	
Notes		

JQL JQL Electronic Inc				
MATERIAL:		DWG NO: JFCB0460T0960SF		
SURFACE TREATMENT: PAINTED BLACK		DWG BY:	ZQ.Hou	09.18.2015
DESCRIPTION: Filter		CHK'D BY:		SCALE
		APPV'D BY:		1:3
Unit: mm[inch]		Tolerance: Liner: ±0.25 Anguar: ±0.5°	The First:	A4



This document is the property of JQL Electronic Inc. It cannot be copied, duplicated, used for manufacturing purposes or communicated to third party as a whole or partly, without the written consent of JQL Electronic Inc.

1		2		3		4		5		6	
Document No. QR4-700-T-003						REV. 0		DESCRIPTION		REVISER ZQ.Hou	
REV. A/0										DATE 09.18.2015	
										APPROVED David	



This document is the property of JQL Electronic Inc. It cannot be copied, duplicated, used for manufacturing purposes or communicated to third party as a whole or partly, without the written consent of JQL Electronic Inc.

JQL JQL Electronic Inc				
MATERIAL:		DWG NO: JFCB0460T0960SF		
SURFACE TREATMENT: PAINTED BLACK		DWG BY:	ZQ.Hou	09.18.2015
DESCRIPTION: Filter		CHK'D BY:		SCALE
		APPV'D BY:		1:3
		Unit: mm[inch]	Tolerance: Liner: ±0.25 Anguar: ±0.5°	The First:
				A4