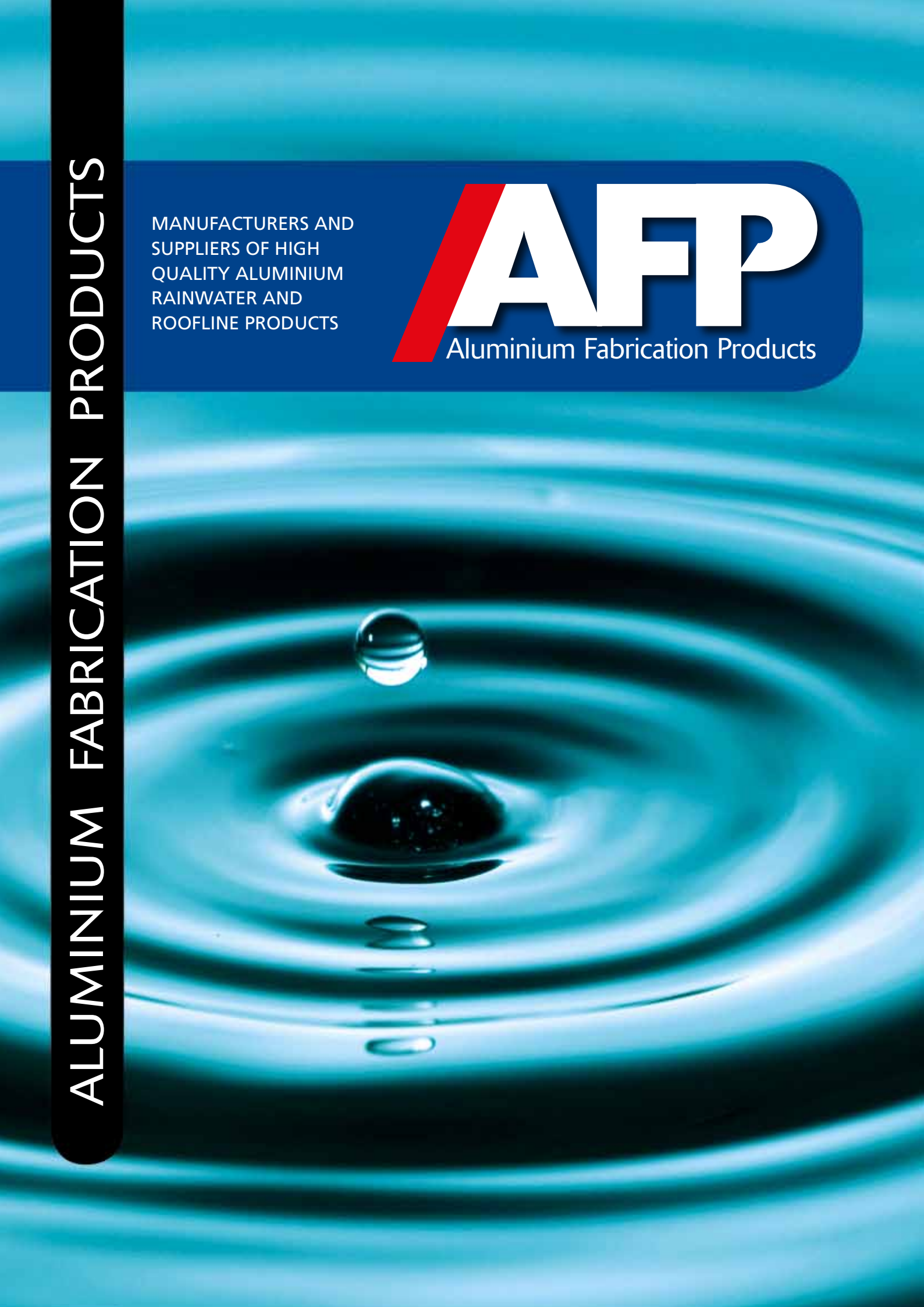


ALUMINIUM FABRICATION PRODUCTS

MANUFACTURERS AND  
SUPPLIERS OF HIGH  
QUALITY ALUMINIUM  
RAINWATER AND  
ROOFLINE PRODUCTS

**AFTP**  
Aluminium Fabrication Products





Aluminium Fabrication Products (AFP) is a specialist manufacturer of aluminium rooflines. Our manufacturing process is geared to providing our customers with the highest standards, guaranteeing a maximum performance from our products throughout the range.

AFP is a family-run business, based in North Nottinghamshire, which specialises in all aspects of the design and manufacture of standard and non-standard systems.

Rooflines are constantly evolving and increasingly being used as 'high profile design features' in all types of buildings and construction projects. We have developed with architects and design teams the latest styles, shapes and colours to create outstanding visual effects.

AFP are an established expanding company (over 16 years) and striving to be one of the leading companies in the field. We pride ourselves on a fully trained workforce, that offer exceptional customer service from first point of contact to delivery and installation.

Our customer base is diverse and we work with individuals and large companies in domestic and commercial markets.

Our aim is to produce the widest range of manufactured aluminium roofline products that are totally efficient in performance and cost.

For custom-made items please contact us to discuss your requirements.




CONTENTS

Capacities of Gutter & Running Outlets	1	AFP Square Rainwater Pipe	12
Flow and run off calculations	2	Secret Fix / Anti Vandal Downpipe	14
Clip Fix Gutter systems	3	Rain Screen Cladding Systems	15
Box Gutter Systems	4	Fascia & Soffit System	16
Half Round & Beaded Gutter Systems	6	Fascia & Soffit Profiles / Bullnose System	17
Moulded Ogee Gutter Systems	7	Extruded Louvre Systems	18
Cast Aluminium Gutters	8	Wall Coping/Capping System	19
Cast Iron Range	9	Cast Aluminium Hopper Heads	20
AFP Circular Rainwater Pipe	10	Pressed Aluminium Hopper Heads / Lugs	21

Our in-house capability ensures that we complete every job, even the most complex assignments, exactly to specification which are delivered on time and within budget.














Our engineering and design teams survey each project, from the first design draft to manufacture. We make regular appointments at the installation stages to ensure customers are satisfied with the finished product. We offer the industry an efficient niche solution service to any roofline complication, at a very competitive rate. We offer an extensive range of Aluminium Gutters and Downpipes that are available in a wide variety of sizes and styles.

The following chart indicates the profiles, sizes and capacity to ensure the correct product may be selected for each project. If you require any further assistance, or the product you require is not shown, then please do not hesitate to contact us – Tel: 01777 869994.



## AFP RAINWATER SYSTEM

### Capacities of Gutters and Running Outlets in litres per second, dimensions in millimetres

GUTTER PROFILE	SIZE (mm)	GUTTER CAPACITY	OUTLET SIZE						
			ROUND PIPES				SQUARE & RECTANGULAR PIPES		
			63mmø	76mmø	102mmø	150mmø	76x76	76x102	102x102
	112x55	0.76	1.12	1.33	1.77	–	1.66	1.94	2.22
	125x59	0.99	1.15	1.37	1.82	–	1.71	2.00	2.28
	125x100	3.41	2.58	3.68	5.96	–	4.50	5.70	6.76
	120x72	1.26	1.87	2.44	–	–	2.53	–	–
	100x75	1.45	1.65	2.34	2.04	–	2.92	3.90	5.20
	125x100	2.84	1.96	2.71	4.94	–	3.47	4.63	6.18
	150x100	3.68	1.96	2.71	4.94	–	3.47	4.63	6.18
	200x150	8.32	2.41	3.41	6.07	13.66	4.27	5.69	7.59
	100x75	2.27	1.62	2.29	4.08	–	2.87	3.35	3.82
	125x100	4.37	1.87	2.65	4.71	–	3.31	4.42	5.89
	150x100	5.25	1.87	2.65	4.71	7.07	3.31	4.42	5.89
	150x150	9.64	2.29	3.24	5.77	12.99	4.06	5.41	7.21
	200x150	12.86	2.29	3.24	5.77	12.99	4.06	5.41	7.21

## POLYESTER POWDER COATING

AFP offers all its items in either a MILL or PPC finish. AFP offer all available RAL/BS PPC colours. The powder coating procedure is applied in accordance with BS 6496: 1984.

Polyester Powder Coating ensures a distinguished metal finish by applying the coating with an electrostatic action that accomplishes a uniform powder coverage to the most compound products. This is then fused to the surface of the product in a temperature controlled environment.

Polyester Powder Coated items are virtually maintenance free for a minimum of 25 years as long as periodic cleaning is carried out.

The polyester powder is electrostatically applied in a controlled even layer after a rigorous multistage pre treatment process of degreasing and priming, before oven baking for a pre determined time at a constant temperature which is determined by the dimensions and density of the products.

Please feel free to contact us with regards to any point of the above process or RAL colours available.

# AFP BRITISH STANDARDS & SPECIFICATIONS

## AFP's Fascia/Soffit Systems (British Standards)

AFP's fascia/soffit system is extruded from aluminium. The system is designed to give an attractive and almost maintenance free Eaves and Soffit area. Vandal resistance can make the system very appealing to public areas such as school buildings, libraries and any public buildings and educational establishments.

### British Standards

Aluminium Rainwater Profiles are extruded from aluminium alloy 6063 T4 T5 T6 to BS 1472: 1972  
 Aluminium sheet is manufactured from aluminium alloy SIC H4 to BS 1470: 1972  
 Aluminium castings are manufactured from LM2 and LM6 grade aluminium alloy to BS 1490: 1970  
 The pressed components are produced from aluminium sheeting manufactured from SIC H4 BS 1470

## AFP's External Rainwater Systems (British Standards)

The rainwater systems are manufactured from aluminium extrusion to the same standards and specification as fascia/soffit systems. The dimension and profiles are constant. Should a non standard profile be required, the desired dimensions and profile be required, the desired dimensions and profile will be pressed and folded into the exact format from aluminium sheet to the same specification and standards as fascia/soffit panels.

*Please note:* All rainwater pipes are aluminium extrusion with either extruded or cast aluminium connectors and fittings.

### British Standards

Extruded aluminium alloy 6063 T4 T5 T6 to BS 1474: 1972 • Sheet aluminium alloy SIC H4 to BS 1470: 1987

## Associated Products

AFP provides a range of complementary products and systems ranging from wall coping systems, louvres, capping flashings and general requirements to both a standard and custom design nature in the full range of polyester powder coated colours. All associated systems and products are manufactured equal and superior to British Standards material specifications and performance requirements.

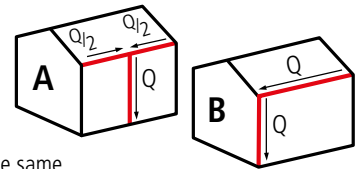
# FLOW CALCULATIONS

- Design capacities are calculated in accordance with BS 6367.
- Distance between the stop end and the outlet should not exceed 50 x depth of the gutter, and the distance between the outlets should not exceed 100 x depth of the gutter.
- Attention is drawn to paragraph 8.3.2 and figure.3 of the above BS code of practise: i.e. careful placing of the outlets enables the smallest practical gutter sizes to be used.

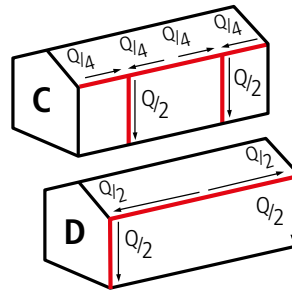
4. Where the length (Lg) of the eaves gutter is more then 50 times it overall depth (d) then the following reductions factors should be applied:	Lg/d	Reduction Factor
	50	1.0
	100	0.93
	150	0.86
	200	0.80

Lg= either the distance between the stop end and the outlet, or half of the distance between two outlets.

For the same total flow (Q), the gutter in figure A requires half the capacity of the gutter in figure B.



The outlet capacities remain the same.



Similarly: For the same total flow (Q), The gutter in figure C requires half the capacity of the gutter in figure D.

The outlet capacities remain the same.

- Where a corner is near to an outlet a further reduction factor should be applied. Less than 2m from outlet: reduction factor = 0.8. Between 2m and 4m from outlet: Reduction factor = 0.9

# CALCULATIONS

Designs are based on rainfall rate of 75mm/hr. Therefore RUNOFF RATE (l/s) = EFFECTIVE AREA m<sup>2</sup> x 0.208.

Effective roof areas can be calculated as follow (from Building Regulations):

Type of surface	Design area (m <sup>2</sup> )
Flat Roof	Plan area of relevant portion
30° Pitch Roof	Plan area of relevant portion x 1.15
40° Pitch Roof	Plan area of relevant portion x 1.4
60° Pitch Roof	Plan area of relevant portion x 2

### Simple example:

X = 5m, Y = 10m, Angle of roof = 30°

System required: Moulded Ogee with round pipe. Design area ('Effective Area') = 5 x 10 x 1.15 = 57.5m<sup>2</sup>

Run Off = 57.5m<sup>2</sup> x 0.0208 l/s per m<sup>2</sup> = 102 L/s

From chart (page 1), 100 x 75 gutter with 63 Ø downpipe appears suitable, but check:

Lg = 10 = 133 therefore reduction factor = 0.86

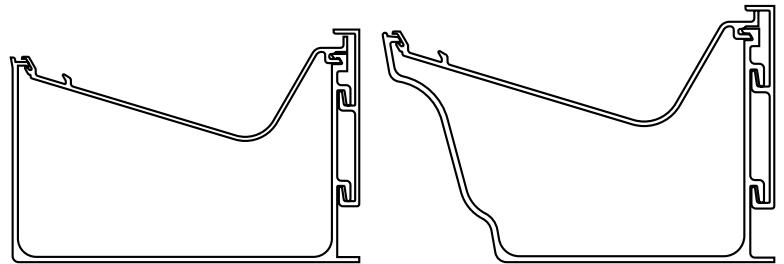
d 0.075

Gutter capacity x reduction factor = 1.45 x 0.86 = 1.25 l/s, therefore the proposed system is suitable.



## AFP CLIP FIX GUTTER SYSTEMS

AFP are always looking for new and unique guttering designs to enable our customers to have a wider choice of products and the Magna range does exactly this. Aluminium is a lightweight, clean and very durable material and does not rust. In most commercial environments it will offer a life expectancy exceeding 60 years.



**MAGNA GUTTER SYSTEM**

**ATLANTIS GUTTER SYSTEM**

The exclusive benefits of Aluminium extrusion, effortless lines and obscure linear detailing are reflected in the AFP Neptune eaves drainage system. AFP Neptune systems exhibit a choice of standard design profiles designed to administer a compact and competent rainwater system that considerably enhances and complements the visual appearance and architectural character of the project. The Neptune is custom built for today's cosmopolitan fast track construction programmes in

contemporary building design and modification. AFP offer the Neptune system in two styles, these high retention gutter systems amalgamate avant-garde design features such as secret fixing, all weather 'dry' jointing and complete thermal movement between gutter parts and the architecture they are installed to. All Neptune gutter systems are supplied in either MILL finish aluminium or Polyester Powder Coated in any standard RAL number.

### DESIGN FEATURES

The Neptune gutter system is an extruded gutter system with AFP offering two alternative styles. The system comprises of standard 3-metre gutter lengths and fittings in uniform cross section, for concealed site installation. This offers an exclusive clean external appearance. The engineered accuracy of Neptune is brought through in to its on-site installation.

After the installation of the supporting brackets to the building fabric all remaining material is conveniently 'clip fixed' into position. Fittings and interconnecting gutter lengths are also clip fixed to the support brackets by means of continuous lugs which are integral with the extruded profile design, joints are then dry sealed using internal unions and secured into position using sliding lock bars.

The result is an accurate installation securely positioned and aligned, whilst still enabling free linear movement at all joints to allow for thermal expansion and contractions of the gutter system components as well as movement in the building fabrics. AFP offers this system in any standard RAL number (subject to colour and gloss level availability).

### BENEFITS


- Quick and simple on-site installation
- Easy fix concealed brackets
- All weather dry jointing
- Requires minimal maintenance
- High flow capacity
- Allows for thermal movement
- Fast flow outlets which equals in reduced number of required downpipes
- Lightweight
- Strong
- Durable and corrosion resistant
- 100% recyclable
- Wide variety of RAL colours
- British manufactured

# AFP'S BOX GUTTER SYSTEMS

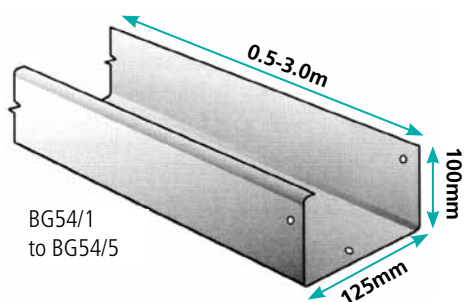
AFP have a range of 5 box gutters. The standard Apollo box gutter is one of the most cost effective systems to contain and discharge large volumes of rainwater from any domestic, commercial or industrial building. The systems are pressed from aluminium sheeting with a minimum gauge of 2mm and are supplied in standard length.

The majority of suppliers opt for an internal welded bracket placed at 600mm centres with an internal connecting collar, thus retaining a flush line at the eaves.

AFP's standard range of box gutters are extensively supplied as a colour matching feature complementing AFP's fascia & soffit systems. Should you require a non standard design please contact us on 01777 869994 at any time to discuss your requirements.



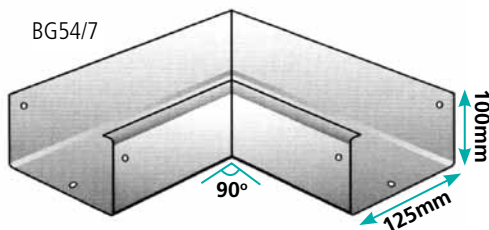
= APOLLO BOX GUTTER SYSTEM



BG54/1  
to BG54/5

## Gutter Length

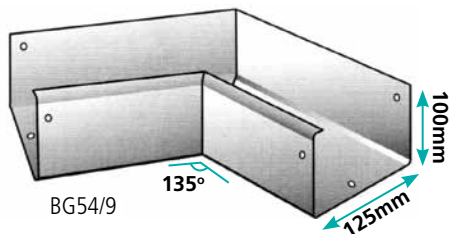
Length	100x76mm	125x100mm	150x100mm	150x150mm
3.0m	BG43/1	BG54/1	BG64/1	BG66/1
2.5m	BG43/2	BG54/2	BG64/2	BG66/2
2.0m	BG43/3	BG54/3	BG64/3	BG66/3
1.0m	BG43/4	BG54/4	BG64/4	BG66/4
0.5m	BG43/5	BG54/5	BG64/5	BG66/5



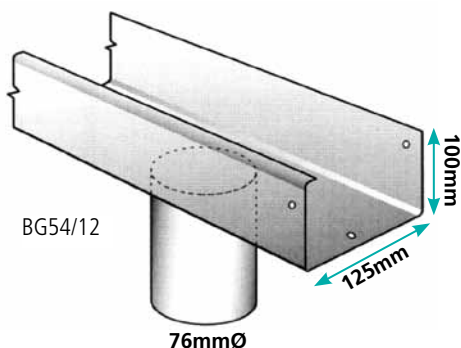
BG54/7

## Angles

Angle	100x76mm	125x100mm	150x100mm	150x150mm
External 90°	BG43/6	BG54/6	BG64/6	BG66/6
Internal 90°	BG43/7	BG54/7	BG64/7	BG66/7
External 135°	BG43/8	BG54/8	BG64/8	BG66/8
Internal 135°	BG43/9	BG54/9	BG64/9	BG66/9
Non-standard	BG43/10	BG54/10	BG64/10	BG66/10



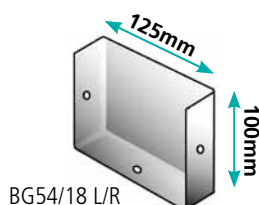
BG54/9



BG54/12

## Running Outlets

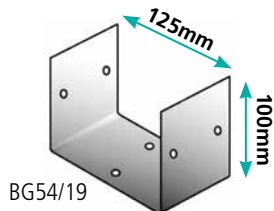
Outlet	100x76mm	125x100mm	150x100mm	150x150mm
63mm	BG43/11	BG54/11	BG64/11	BG66/11
76mm	BG43/12	BG54/12	BG64/12	BG66/12
100mm	BG43/13	BG54/13	BG64/13	BG66/13
150mm	n/a	n/a	BG64/14	BG66/14
76x76mm SQ	BG43/15	BG54/15	BG64/15	BG66/15
102x76mm RT	BG43/16	BG54/16	BG64/16	BG66/16
102x102mm SQ	BG43/17	BG54/17	BG64/17	BG66/17



BG54/18 L/R

## Stop Ends

End	100x76mm	125x100mm	150x100mm	150x150mm
Left hand	BG43/18L	BG54/18L	BG64/18L	BG66/18L
Right hand	BG43/18R	BG54/18R	BG64/18R	BG66/18R



#### Extra Connecting Collars

Collar	100x76mm	125x100mm	150x100mm	150x150mm
	BG43/19	BG54/19	BG64/19	BG66/19

#### Fascia Brackets

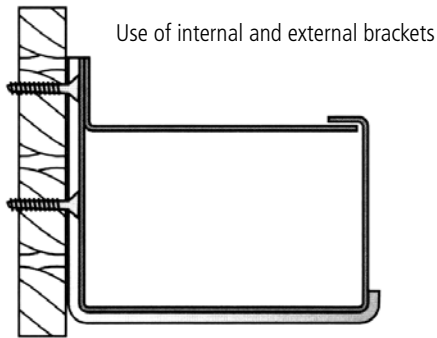
Bracket	100x76mm	125x100mm	150x100mm	150x150mm
	BG43/20	BG54/20	BG64/20	BG66/20

#### Rafter Brackets

Bracket	100x76mm	125x100mm	150x100mm	150x150mm
Top Fix	BG43/21	BG54/21	BG64/21	BG66/21
Side Fix	BG43/22	BG54/22	BG64/22	BG64/22

#### Rise & Fall Brackets

Bracket	100x76mm	125x100mm	150x100mm	150x150mm
	BG43/23	BG54/23	BG64/23	BG66/23



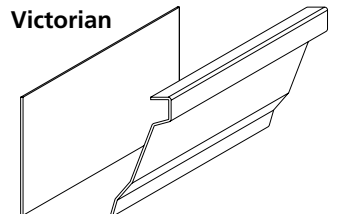
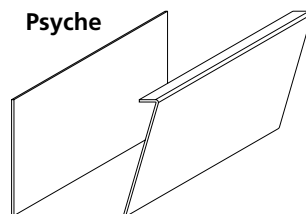
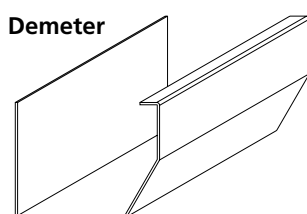
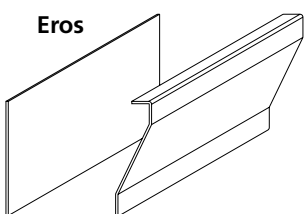
#### Standard Box Gutters



#### NOTES:

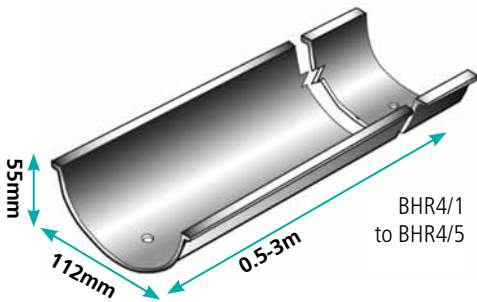
This company does not recommend the fixing of any box gutter direct to the building fabric without support brackets. In situations where there is likelihood of extreme snow loading, both external and internal support brackets must be specified.

Below are illustrations of the other box gutter system AFP offer. We can manufacture our box gutters to meet most criteria.



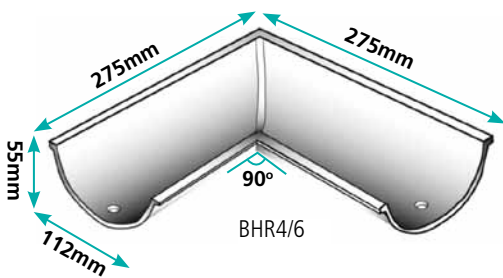
# AFP HALF ROUND & BEADED GUTTER RANGE

The half round beaded profiles are normally specified for domestic dwelling replacements as well as small commercial buildings. The profiles are an exact replica of the traditional cast iron system that are still providing service across the UK to this day.



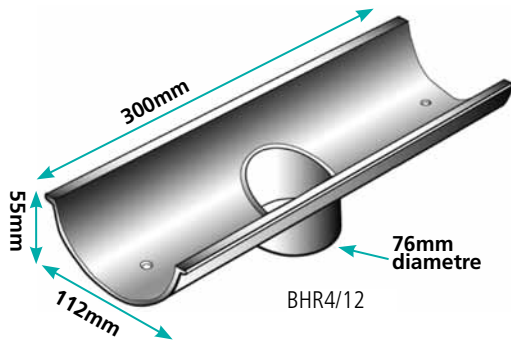
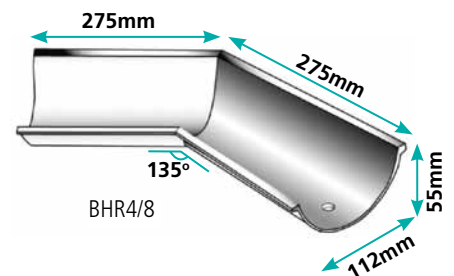
## Gutter Length

Length	112x55mm	125x59mm
3.0m	BHR4/1	BHR5/1
2.5m	BHR4/2	BHR5/2
2.0m	BHR4/3	BHR5/3
1.0m	BHR4/4	BHR5/4
0.5m	BHR4/5	BHR5/5



## Gutter Angle

Angle	112x55mm	125x59mm
External 90°	BHR4/6	BHR5/6
Internal 90°	BHR4/7	BHR5/7
External 135°	BHR4/8	BHR5/8
Internal 135°	BHR4/9	BHR5/9
Non-standard	BHR4/10	BHR5/10



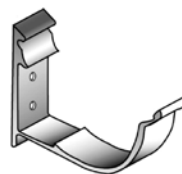
## Gutter Outlet

Outlet	112x55mm	125x59mm
63mm	BHR4/11	BHR5/11
76mm	BHR4/12	BHR5/12
76x76mm SQ	BHR4/13	BHR5/13
102x76mm RT	BHR4/14	BHR5/14



## Universal Stop Ends

End	112x55mm	125x59mm
Universal	BHR4/15	BHR5/15



## Fascia Brackets

Bracket	112x55mm	125x59mm
	BHR4/18	BHR5/18



## Extra Connecting Collars

Collar	112x55mm	125x59mm
	BHR4/16	BHR5/16

## Rafter Brackets

Bracket	112x55mm	125x59mm
Top Fix	BHR4/19	BHR5/19
Side Fix	BHR4/20	BHR5/20

## Beaded Half Round & Deep Flow Gutters



## Rise & Fall Brackets

Bracket	112x55mm	125x59mm
	BHR4/21	BHR5/21

## NOTES:

All half round and deep round systems must be installed in conjunction with the purpose made extruded aluminium fascia bracket, which should be at 600mm centres. Direct fix is not possible with these profiles.



# AFP MOULDED OGEE GUTTER SYSTEMS

The moulded Ogee profiles are extensively specified on all types of projects for both new and refurbishment schemes, from domestic dwellings to commercial office developments.

The Ogee range commands a major share of the domestic, commercial and industrial rainwater system market. Because of the high tensile alloy that is used in the manufacture of the extruded profiles, the Ogee system can be fixed either in the traditional format with external fascia brackets or through the back of the profile into the building fabric as a direct fix.

## Gutter Lengths

Length	100x76mm	125x100mm	150x100mm	150x150mm
3.0m	MO43/1	MO54/1	MO64/1	MO86/1
2.5m	MO43/2	MO54/2	MO64/2	MO86/2
2.0m	MO43/3	MO54/3	MO64/3	MO86/3
1.0m	MO43/4	MO54/4	MO64/4	MO84/4
0.5m	MO43/5	MO54/5	MO64/5	MO86/5

## Gutter Angles

Angle	100x76mm	125x100mm	150x100mm	150x150mm
External 90°	MO43/6	MO54/6	MO64/6	MO86/6
Internal 90°	MO43/7	MO54/7	MO64/7	MO86/7
External 135°	MO43/8	MO54/8	MO64/8	MO86/8
Internal 135°	MO43/9	MO54/9	MO64/9	MO84/9
Non-standard	MO43/10	MO54/10	MO64/10	MO86/10

## Gutter Outlets

Outlet	100x76mm	125x100mm	150x100mm	150x150mm
63mm	MO43/11	MO54/11	MO64/11	MO86/11
76mm	MO43/12	MO54/12	MO64/12	MO86/12
100mm	n/a	MO54/13	MO64/13	MO86/13
150mm	n/a	n/a	n/a	MO84/14
76x76mm SQ	MO43/15	MO54/15	MO64/15	MO86/15
102x76mm RT	MO43/16	MO54/16	MO64/16	MO86/16
102x102mm SQ	n/a	MO54/17	MO64/17	MO86/17

## Stop Ends

End	100x76mm	125x100mm	150x100mm	150x150mm
Left	MO43/18L	MO54/18L	MO64/18L	MO86/18L
Right	MO43/18R	MO54/18R	MO64/18R	MO86/18R

## Extra Connecting Collars

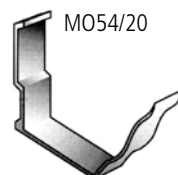
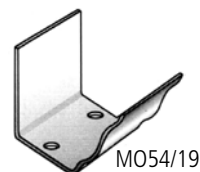
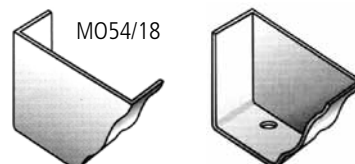
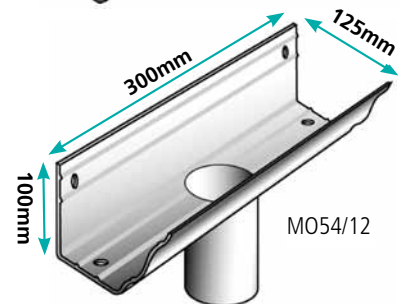
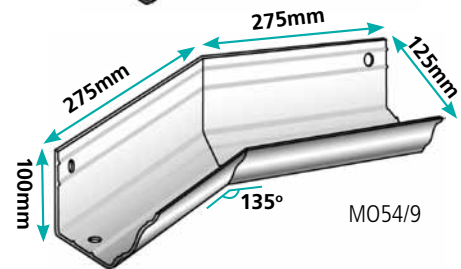
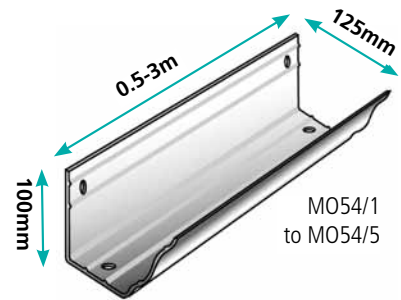
Collar	100x76mm	125x100mm	150x100mm	150x150mm
	MO43/19	MO54/19	MO64/19	MO86/19

## Fascia Brackets

Bracket	100x76mm	125x100mm	150x100mm	150x150mm
	MO43/20	MO54/20	MO64/20	MO86/20

## Rafter Brackets

Bracket	100x76mm	125x100mm	150x100mm	150x150mm
Top Fix	MO43/21	MO54/21	MO64/21	MO86/21
Side Fix	MO43/22	MO54/22	MO64/22	MO86/22



Standard Traditional and Moulded Ogee Gutters



**NOTES:**  
Joining collars are internal




## AFP CAST ALUMINIUM GUTTERS

AFP offers a combination of quality products in authentic designs accompanied by up to date engineering to produce its cast aluminium gutter systems. AFP cast aluminium gutter systems boosts a traditional appearance but with all the advantages of a modern system. Easy to handle and install lightweight and polyester powder coated to any standard RAL number (subject to colour and gloss level).

AFP cast aluminium rainwater systems consists of an encompassing range of traditional gutter profiles, round, square and rectangular pipes and a complete range of fixtures and fittings. The AFP cast aluminium range has been designed to ensure it provides the entire crucial architectural feature which are appropriate to traditional design projects yet in a lightweight, fully finished products. All gutters and fittings are manufactured using modern aluminium casting techniques, whilst also retaining its traditional surface texture that is almost identical to the cast iron system.

### KEY BENEFITS

- Minimal maintenance requirements
- Available in any standard RAL colour (subject to colour & gloss level)
- Recreates a traditional visual appearance in a modern and high performance rainwater system
- Full range of standard sizes
- Lightweight but very strong
- Durable and corrosion resistant
- Easy to handle and install



AFP Cast aluminium gutter profiles

### APPLICATIONS:

- Ideal for traditionally designed buildings
- Used as a direct replacement of cast iron
- Also appropriate for modern, fast track contracts

### AFP CAST ALUMINIUM RANGE

**Gutters:** A vast range of traditional gutter profiles in cast aluminium, accompanied with a complete range of fittings and fixtures

- Half Round: 100mm (4"), 113mm (4.5"), 125mm (5")
- Beaded Half Round: 100mm (4"), 113mm (4.5"), 125mm (5")
- Beaded Deep Run: 113mm (4.5")
- Victorian Ogee: 113x75mm (4.5x3"), 100mm (4"), 113mm (4.5"), 125mm (5")
- Moulded: 100x75mm (4x3"), 125x100mm (5x4"), 150x100mm (6x4")

# AFP CAST IRON RANGE

AFP offers a wide range of styles in Cast Iron guttering systems. from Victorian, to moulded Ogee, half round, deep flow half round & plain half round, we also offer Round & Square downpipe systems (all of which are available in our online shop).

No other material can quite match the character, strength, durability of a cast iron guttering system and only cast iron guttering can preserve the intentions of the original architecture of the building.



## AFP CAST IRON GUTTERING RANGE



**Victorian Ogee**  
113mm (4.5")  
125mm (5")



**Beaded Half Round**  
113mm (4.5")  
125mm (5")



**Half Round**  
100mm (4")  
113mm (4.5")  
125mm (5")  
152mm (6")



**Moulded Ogee**  
100x75mm (4x3")  
125x100mm (5x4")  
150x100mm (6x4")

## AFP CAST IRON DOWNPIPE SYSTEM



**ROUND**  
Pipe Diameter:  
63mm (2.5")  
76.5mm (3")  
102mm (4")  
Pipe Length:  
1.83m (6ft)  
0.9m (3ft)



**SQUARE**  
Pipe Size:  
75x75mm (3x3")  
100x75mm (4x3")  
100x100mm (4x4")  
125x100mm (5x4")  
150x100mm (6x4")  
Pipe Length:  
1.83m (6ft)  
0.9m (3ft)

## AFP CAST IRON HOPPER HEADS



**OUTLET SIZES:**  
63mm diameter  
75mm diameter  
100mm diameter



**OUTLET SIZES:**  
63mm diameter  
75mm diameter  
100mm diameter



**OUTLET SIZES:**  
63mm diameter | 75 x 75mm  
75mm diameter | 100 x 75mm  
100mm diameter | 100 x 100mm

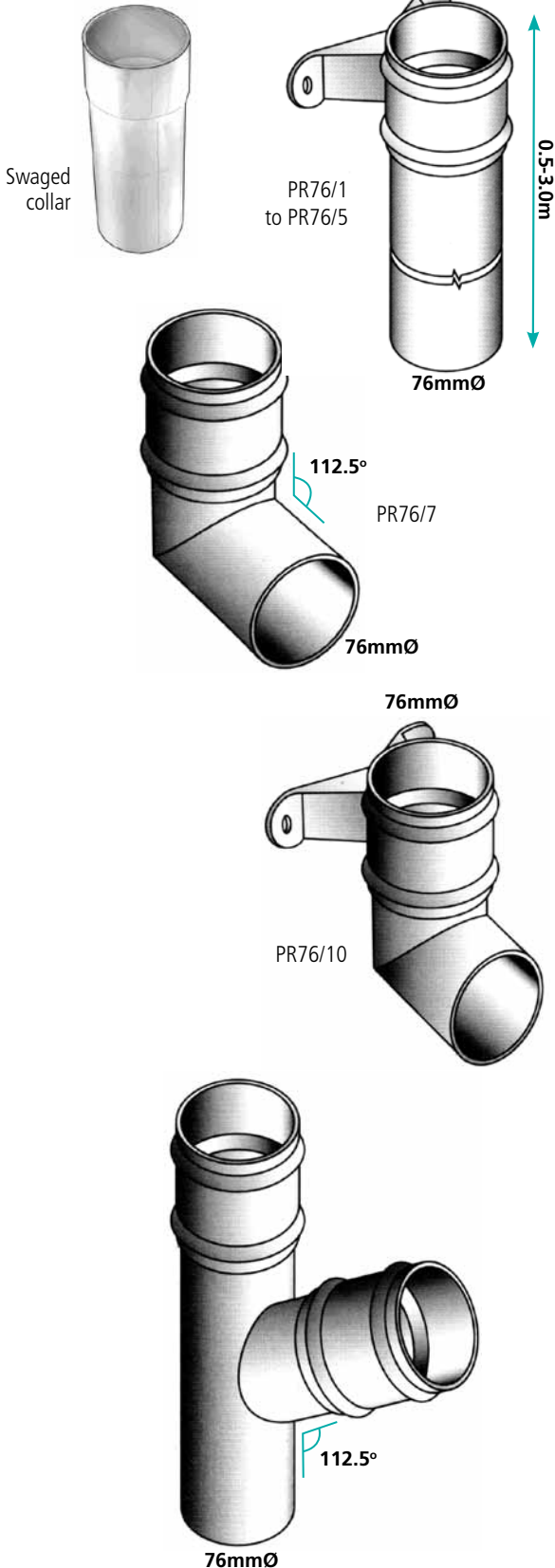


**OUTLET SIZES:**  
63mm diameter | 75 x 75mm  
75mm diameter | 100 x 75mm  
100mm diameter | 100 x 100mm

# AFP CIRCULAR RAINWATER PIPE

All AFP's rainwater pipes are made from heavy grade aluminium tube in wall 2mm gauge, we do offer different gauges upon request.

The square pipes have decorative diecast aluminium collars with or without traditions lugs. The 76x76mm pipe may also be supplied with welded or swaged sockets with loose extruded pipe brackets to be positioned where required. The 15mm diameter pipes have feature-made collars and fixing brackets to suit all standard pipe lengths.



## Rainwater Pipe inc Socket

Length	63mm	76mm	102mm	150mm
3.0m	PR63/1	PR76/1	PR102/1	PR150/1
2.5m	PR63/2	PR76/2	PR102/2	PR150/2
2.0m	PR63/3	PR76/3	PR102/3	PR150/3
1.0m	PR63/4	PR76/4	PR102/4	PR150/4
0.5m	PR63/5	PR76/5	PR102/5	PR150/5

## Rainwater Bends

Angle	63mm	76mm	102mm	150mm
92.5°	PR63/6	PR76/6	PR102/6	PR150/6
112.5°	PR63/7	PR76/7	PR102/7	PR150/7
13.5°	PR63/8	PR76/8	PR102/8	PR150/8
Non-standard	PR63/9	PR76/9	PR102/9	PR150/9

## Rainwater Shoe

63mm	76mm	102mm	150mm
PR63/10	PR76/10	PR102/10	PR150/10

## Roding Access Plate

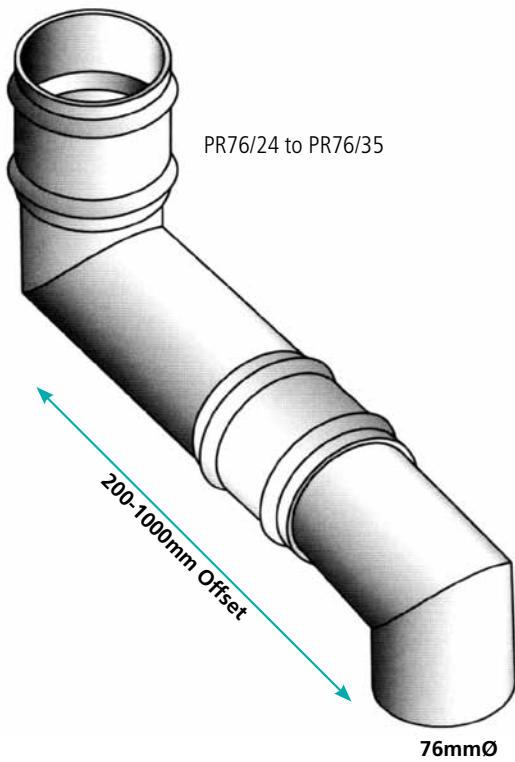
63mm	76mm	102mm	150mm
PR63/11	PR76/11	PR102/11	PR150/11

## Single Branch Junction

Angle	63mm	76mm	102mm	150mm
92.5°	PR63/12	PR76/12	PR102/12	PR150/12
112.5°	PR63/13	PR76/13	PR102/13	PR150/13
13.5°	PR63/14	PR76/14	PR102/14	PR150/14
Non-standard	PR63/15	PR76/15	PR102/15	PR150/15

## Double Branch Junction

Angle	63mm	76mm	102mm	150mm
92.5°	PR63/16	PR76/16	PR102/16	PR150/16
112.5°	PR63/17	PR76/17	PR102/17	PR150/17
13.5°	PR63/18	PR76/18	PR102/18	PR150/18
Non-standard	PR63/19	PR76/19	PR102/19	PR150/19

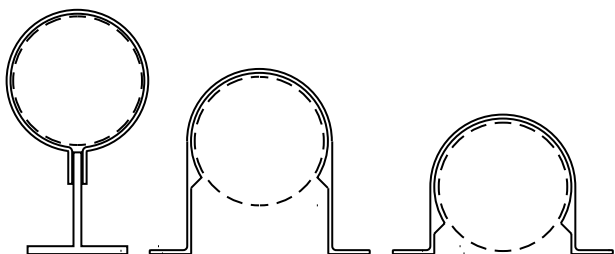


### One Part Projection

Offset	63mm	76mm	102mm	150mm
63mm	PR63/20	PR76/20	PR102/20	PR150/20
76mm	PR63/21	PR76/21	PR102/21	PR150/21
100mm	PR63/22	PR76/22	PR102/22	PR150/22
150mm	PR63/23	PR76/23	PR102/23	PR150/23

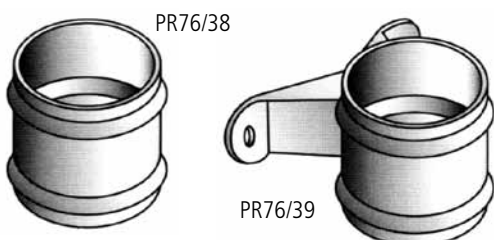
### Two Part Projection

Offset	63mm	76mm	102mm	150mm
200mm	PR63/24	PR76/24	PR102/24	PR150/24
250mm	PR63/25	PR76/25	PR102/25	PR150/25
300mm	PR63/26	PR76/26	PR102/26	PR150/26
350mm	PR63/27	PR76/27	PR102/27	PR150/27
400mm	PR63/28	PR76/28	PR102/28	PR150/28
450mm	PR63/29	PR76/29	PR102/29	PR150/29
550mm	PR63/30	PR76/30	PR102/30	PR150/30
650mm	PR63/31	PR76/31	PR102/31	PR150/31
750mm	PR63/32	PR76/32	PR102/32	PR150/32
850mm	PR63/33	PR76/33	PR102/33	PR150/33
950mm	PR63/34	PR76/34	PR102/34	PR150/34
1000mm	PR63/35	PR76/35	PR102/35	PR150/35



### Pipe Bracket

	63mm	76mm	102mm	150mm
Standard	PR63/35	PR76/36	PR102/36	PR150/36
30mm Standard	PR63/37	PR76/37	N/A	N/A
2 part variable	PR63/37B	PR76/37B	PR102/37B	PR150/37B



### Non-Eared Pipe Sockets

	63mm	76mm	102mm	150mm
	PR63/38	PR76/38	PR102/38	PR150/38

### Eared Pipe Sockets

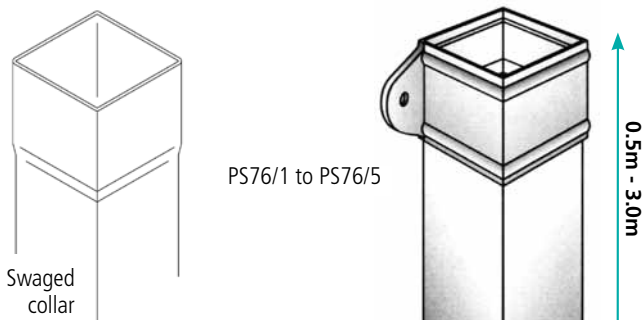
	63mm	76mm	102mm	150mm
	PR63/39	PR76/39	PR102/39	PR150/39

# AFP SQUARE RAINWATER PIPES



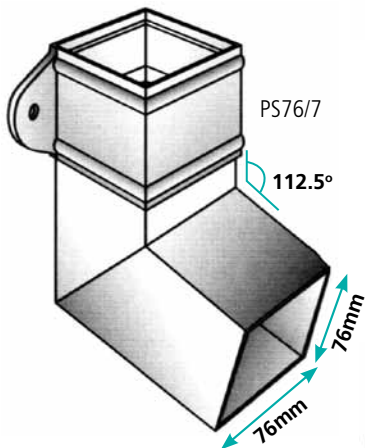
All AFP's rainwater pipes are made from heavy grade aluminium tube in wall 2mm gauge, we do offer different gauges upon request.

The square pipes have decorative diecast aluminium collars with or without traditions lugs. The 76x76mm pipe may also be supplied with welded or swaged sockets with loose extruded pipe brackets to be positioned where required.



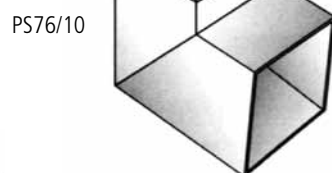
## Rainwater Pipe inc Socket

Length	76x76mm	102x76mm	102x102mm
3.0m	PS76/1	PS43/1	PS102/1
2.5m	PS76/2	PS43/2	PS102/2
2.0m	PS76/3	PS43/3	PS102/3
1.0m	PS76/4	PS43/4	PS102/4
0.5m	PS76/5	PS43/5	PS102/5



## Rainwater Bends

Angle	76x76mm	102x76mm	102x102mm
92.5°	PS76/6	PS43/6	PS102/6
112.5°	PS76/7	PS43/7	PS102/7
135°	PS76/8	PS43/8	PS102/8
Non-standard	PS76/9	PS43/9	PS102/9

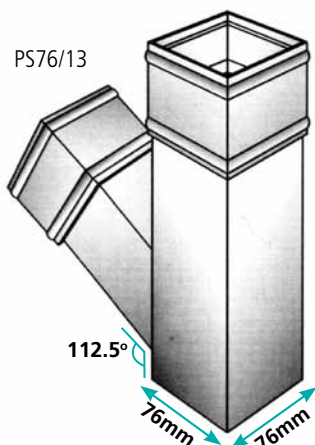


## Rainwater Shoe

	76x76mm	102x76mm	102x102mm
	PS76/10	PS43/10	PS102/10

## Roding Access Plate

	76x76mm	102x76mm	102x102mm
	PS76/11	PS43/11	PS102/11

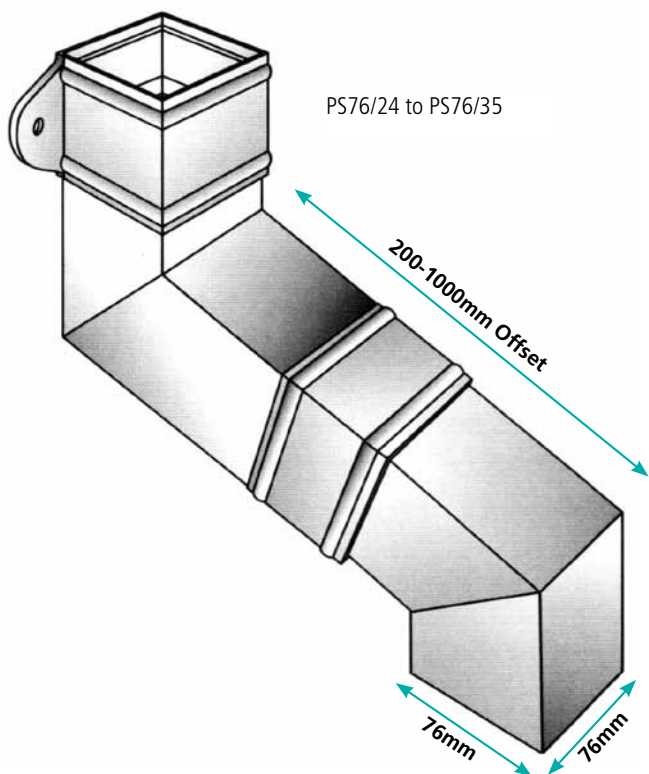


## Single Branch Junction

Angle	76x76mm	102x76mm	102x102mm
92.5°	PS76/12	PS43/12	PS102/12
112.5°	PS76/13	PS43/13	PS102/13
135°	PS76/14	PS43/14	PS102/14
Non-standard	PS76/15	PS43/15	PS102/15

## Double Branch Junction

Angle	76x76mm	102x76mm	102x102mm
92.5°	PS76/16	PS43/16	PS102/16
112.5°	PS76/17	PS43/17	PS102/17
135°	PS76/18	PS43/18	PS102/18
Non-standard	PS76/19	PS43/19	PS102/19

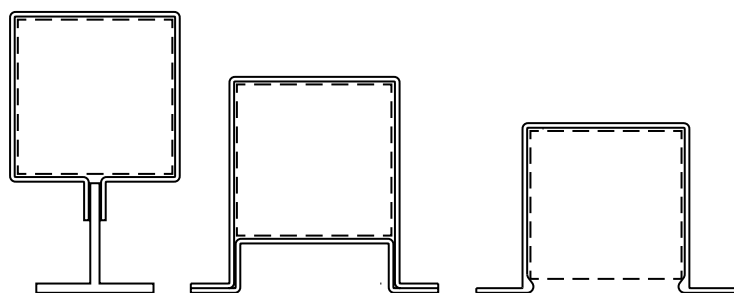


### One Part Projection

Offset	76x76mm	102x76mm	102x102mm
63mm	PS76/20	PS43/20	PS102/20
76mm	PS76/21	PS43/21	PS102/21
100mm	PS76/22	PS43/22	PS102/22
150mm	PS76/23	PS43/23	PS102/23

### Two Part Projection

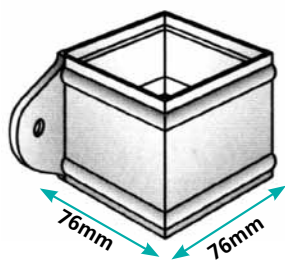
Offset	76x76mm	102x76mm	102x102mm
200mm	PS76/24	PS43/24	PS102/24
250mm	PS76/25	PS43/25	PS102/25
300mm	PS76/26	PS43/26	PS102/26
350mm	PS76/27	PS43/27	PS102/27
400mm	PS76/28	PS43/28	PS102/28
450mm	PS76/29	PS43/29	PS102/29
550mm	PS76/30	PS43/30	PS102/30
650mm	PS76/31	PS43/31	PS102/31
750mm	PS76/32	PS43/32	PS102/32
850mm	PS76/33	PS43/33	PS102/33
950mm	PS76/34	PS43/34	PS102/34
1000mm	PS76/35	PS43/35	PS102/35



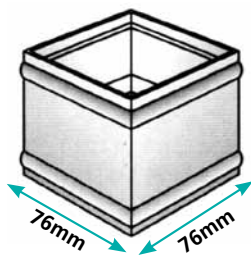
### Pipe Bracket

	76x76mm	102x76mm	102x102mm
Standard	PS76/36	PS43/36	PS102/36
Extended	PS76/37	PS43/37	PS102/37

Purpose made brackets available on request



PS76/38



PS76/39

### Non-Eared Pipe Socket

	76x76mm	102x76mm	102x102mm
	PS76/38	PS43/38	PS102/38

### Eared Pipe Socket

	76x76mm	102x76mm	102x102mm
	PS76/39	PS43/39	PS102/39

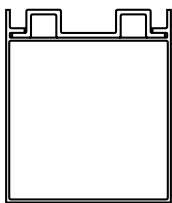


# SECRET FIX / ANTI VANDAL ALUMINIUM DOWNPIPES

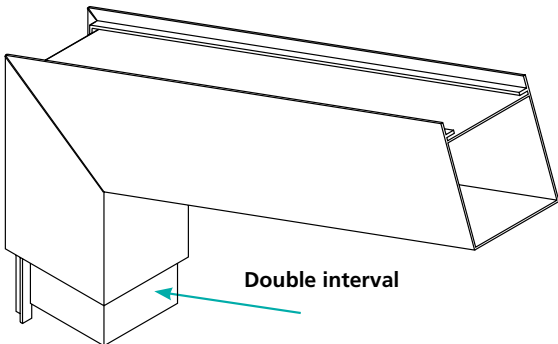
A contemporary range of extruded aluminium downpipes is designed for mounting flush with any building fabric. AFP Secret Fix/Anti Vandal pipework come with concealed brackets/jointing system which provides a high level of security. Polyester powder coated to any standard RAL (subject to colour and gloss level).

## 108 X 125 SQUARE PIPE

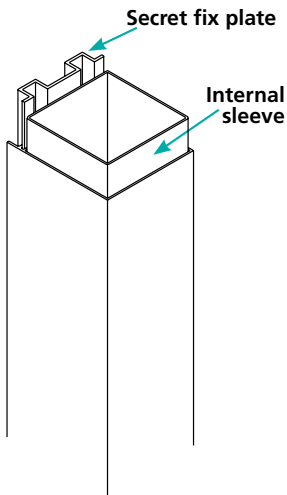
AFP OFFER FLUSHFIT DOWNPIPES IN THE SIZES BELOW:



Section view of 108 x 125 square pipe

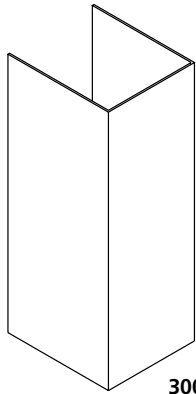


Double interval



Secret fix plate

Internal sleeve



300mm cover plate



Circular  
86x106mm, 111x138mm



Square  
109x102mm



Rectangular  
84x102mm



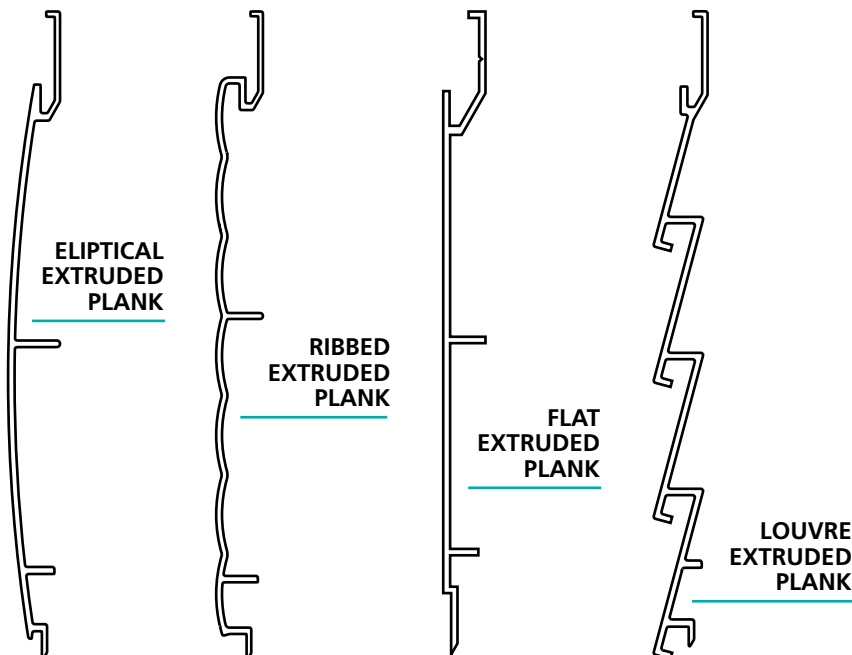
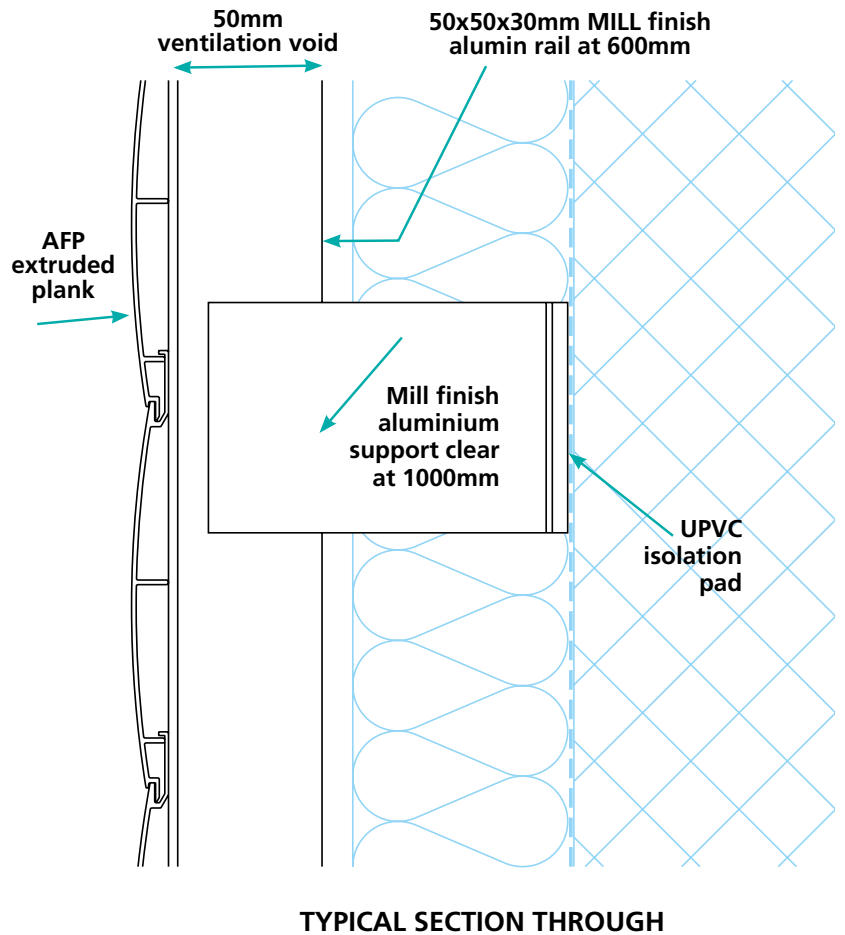
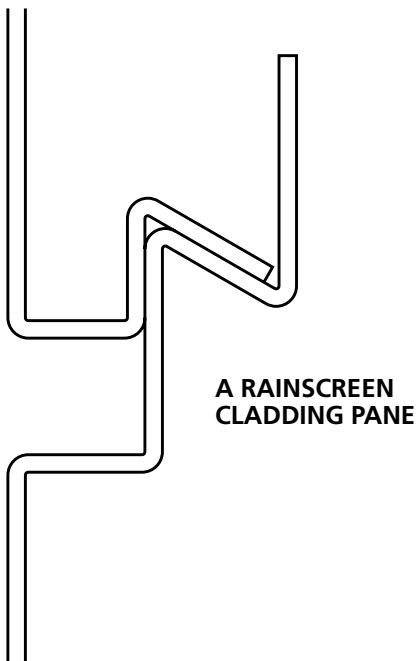
# RAIN SCREEN CLADDING SYSTEMS

The AFP aluminium cladding system is a rain screen based product made up of interlocking powder coated planks, fixed to a secondary aluminium support work system (diagram below), leaving a 50mm ventilation cavity.

The system can be installed in either a horizontal or vertical applications and includes all necessary starter, jointer and corner trims.

AFP offer the cladding in 4 different profiles and can be polyester powder coated to any standard RAL number (subject to colour and gloss levels) or in a plain MILL finish.

AFP cladding plank offers a creative opportunity unmatched by any other cladding material.



## BENEFITS

- Cladding planks are extremely durable and lightweight
- Minimal maintenance required
- Easy to install
- 100% recyclable
- Responsible environment choice
- Wide variety of RAL colours

# AFP FASCIA & SOFFIT SYSTEM

AFP's Fascia & Soffit systems are specially designed to incorporate a professionally finished, aesthetic appearance which promotes very low maintenance and extremely high vandal resistance aspects.

This outcome is achieved by a combination of secret fixing, high gauge aluminium pressings and extrusions, polyester powder coating to BS 6496. Added to inherent architectural features is the suitability for exposed situations where high wind loadings can be encountered, e.g. airports, coastal areas and high rise buildings.

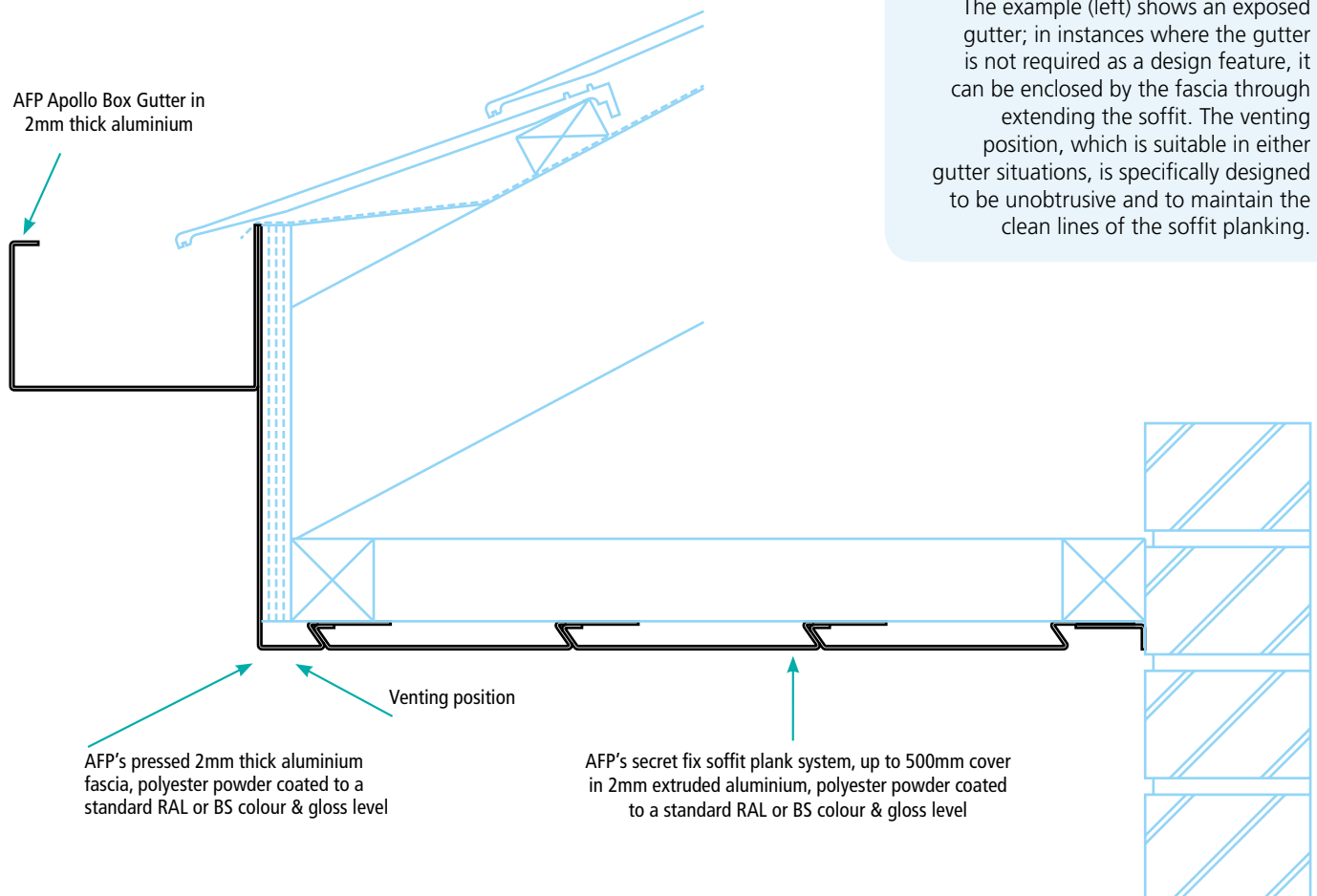
AFP designs and manufactures a complete range of fascia and soffit systems. Profiled aluminium fascia and soffits offer a cost effective system, which effectively levels the eaves of the project.

Aluminium fascia and soffits take very little maintenance and are corrosion resistant.

All AFP systems are unique and can be formed and pressed to comply with any given specifications. In addition you are able to completely colour coordinate roofline systems, which enhances almost any project and has the additional asset of all being sourced from one supplier.



AFP Apollo Box Gutter in 2mm thick aluminium



The example (left) shows an exposed gutter; in instances where the gutter is not required as a design feature, it can be enclosed by the fascia through extending the soffit. The venting position, which is suitable in either gutter situations, is specifically designed to be unobtrusive and to maintain the clean lines of the soffit planking.

# AFP FASCIA & SOFFIT PROFILES

AFP designs and manufactures a complete range of fascia and soffit systems. Profiled aluminium fascia and soffits offer a cost-effective system, which effectively levels the eaves of the project.

Aluminium fascia and soffits take very little maintenance and are corrosion resistant. All AFP systems are unique and can be formed and pressed to comply with almost any given specifications. In addition you are able to completely colour co-ordinate roofline systems, which enhances almost any project and has the additional asset of all being sourced from one supplier.

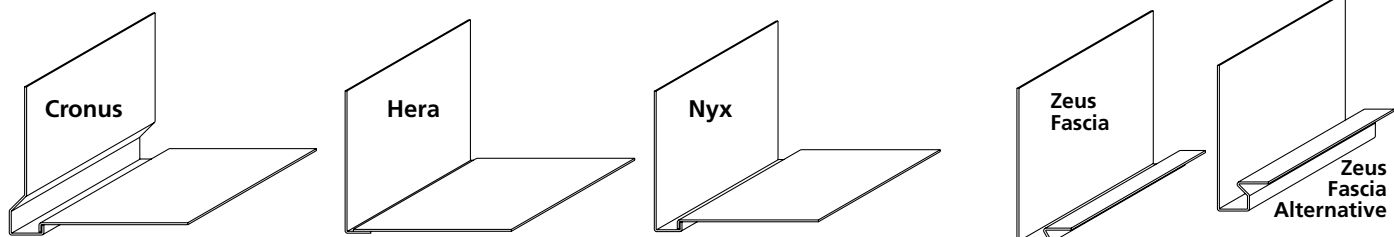
AFP offer a 'Secret-Fix' panel system which eliminates visible fixings to provide a seamless, uninterrupted soffit line. Panels are supplied in 4 metre lengths as standard, but other lengths can be supplied to facilitate matching windows, columns, mullions or other gridline influences.



## FEATURES & BENEFITS

- Available in variable widths from 150-600mm
- Individual plank lengths up to 4 metres
- Simple and quick to install
- Deeper plank for longer spans
- No visible fixings
- Range of colours and finishes
- Virtually maintenance free

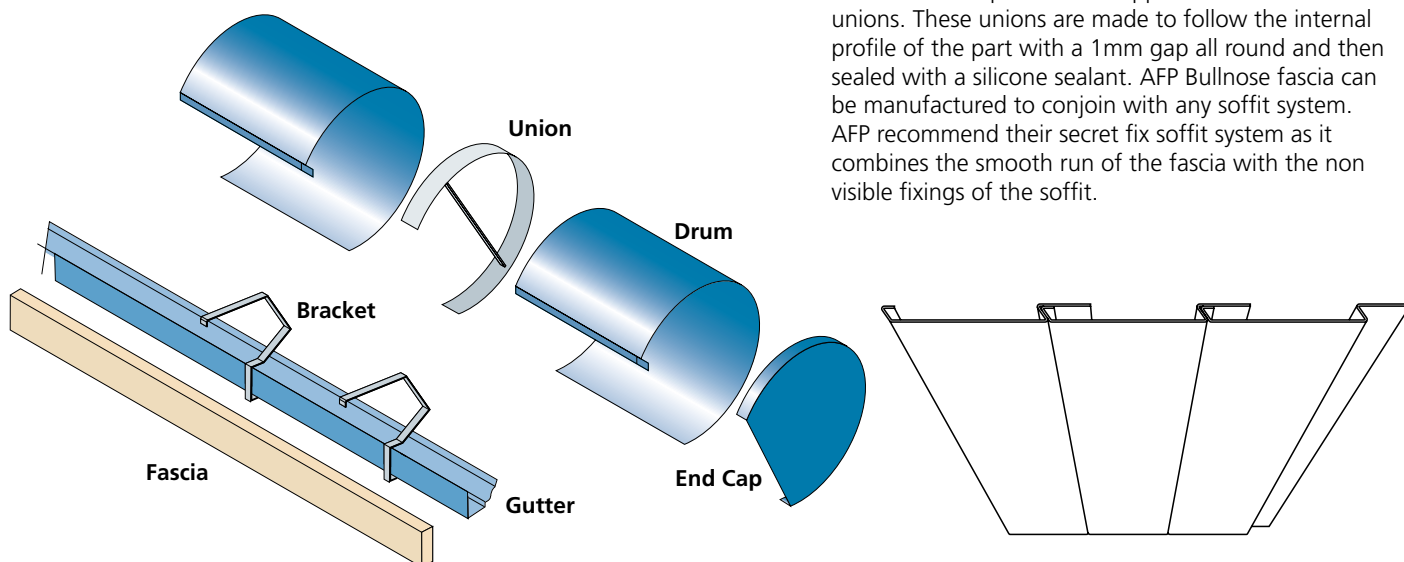
## FASCIA & SOFFIT SYSTEMS



# BULLNOSE FASCIA SYSTEM

AFP manufacture secret fixing Bullnose fascia, this system can be manufactured to almost any required sizes from a 600mm girth to 1000mm girth, AFP offer either 2mm or 3mm pressed aluminium sheeting for the production of their Bullnose fascia, depending on your requirements.

With its low maintenance and high durability, AFP is the exemplary range of components with which to accentuate the architectural influence of the building. Bullnose fascia profiles provide a modern and avant garde appearance and are one of the most preferred systems of choice. Another advantage of using a Bullnose fascia system is its Anticlimb property. All Bullnose Fascia profiles are supplied with internal unions. These unions are made to follow the internal profile of the part with a 1mm gap all round and then sealed with a silicone sealant. AFP Bullnose fascia can be manufactured to conjoin with any soffit system. AFP recommend their secret fix soffit system as it combines the smooth run of the fascia with the non visible fixings of the soffit.



# AFP EXTRUDED LOUVRE SYSTEMS

## AFP EXTRUDED LOUVRE SYSTEM

The AFP Extruded Louvre system is available in 50mm, 75mm and 100mm 'Z' sections blades, and we supply them in single, double or triple bank configurations. AFP also supplies 100mm Chevron blades for better weather ability.

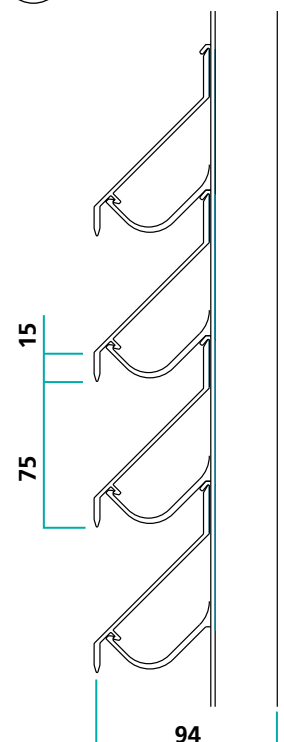
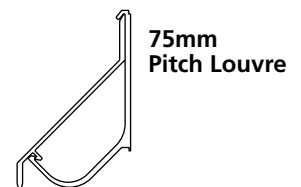
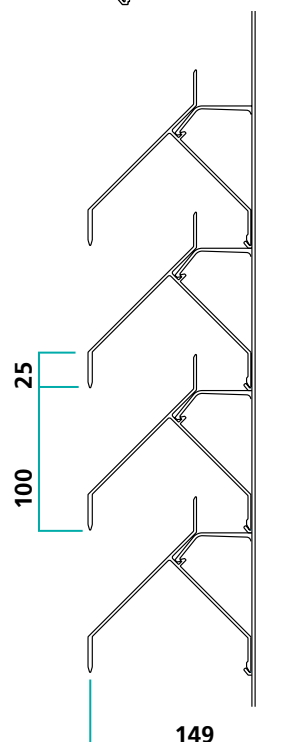
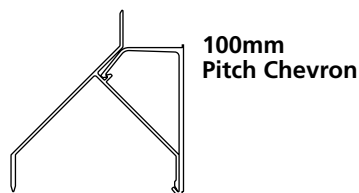
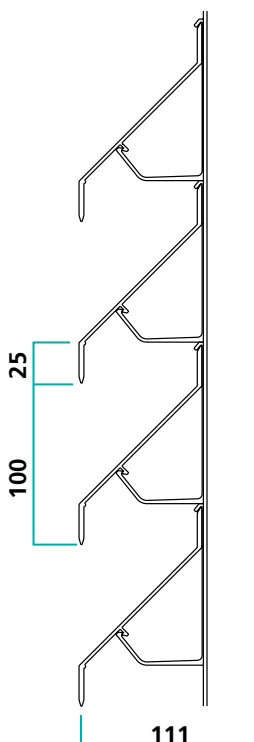
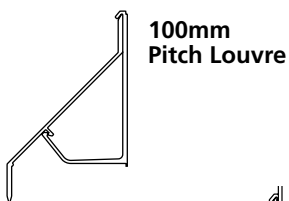
AFP can provide either factory assembled panels or assemble on-site in 'stick' form system. AFP Extruded Louvres are manufactured from 2mm aluminium. AFP supply a perimeter flashing also manufactured from 2mm aluminium for installation around the Louvre system. AFP also offers blanking options.

## AFP EXTRUDED LOUVRE DOOR SYSTEM

All AFP Extruded Louvre Doors are manufactured from smart architectural aluminium extruded sections, in-filled with Louvre blades to give a highly robust door solution.

Doors are delivered to site, hung within their own frame, ready to bolt to a 6mm thick aluminium shroud frame.

Standard door furniture:  
4no 30x30x80mm long profile  
Rebated butt hinges c/w stainless steel pin  
Sibinco profile locking device and a door stay fitted to head



# AFP WALL COPING/CAPPING SYSTEM

Wall capping provides two beneficial services to both existing and new parapet and perimeter wall. Wall capping is now recognised as the most cost effective means to protect and weatherproof existing structures. Wall capping also provides a very attractive, cosmetic improvement to the line of any building.

When considering new structures, wall capping is often specified as part of the building programme to minimise any future maintenance. The capping can be supplied in a range of Polyester Powder Coated colours that can merge and become part of the overall colour scheme of the project. For long term, virtually maintenance free, protection we would recommend considering AFP's wall capping systems.



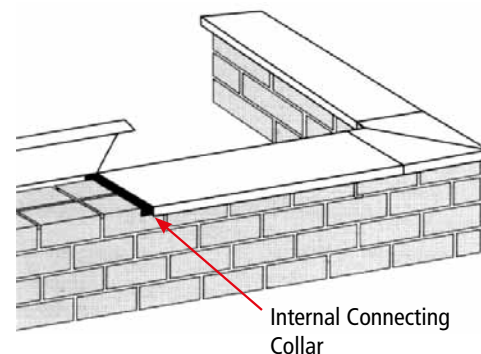
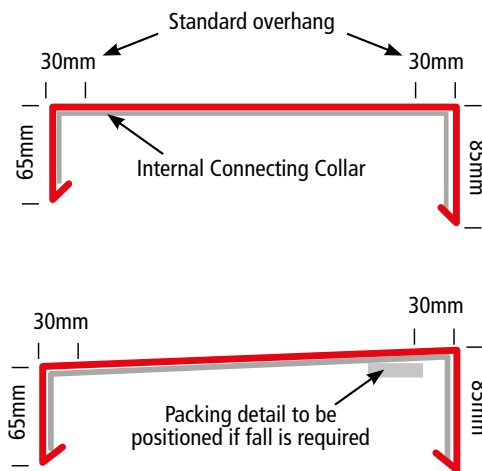
## TECHNICAL SPECIFICATION

The AFP wall capping range is manufactured from aluminium alloy 14 gauge (2.0mm) to BS 1470 SIC.

**Note:** Ventilation is provided by the continuous aperture between the sides of the wall and the capping system.

## SIZES

The capping systems are manufactured to suit each individual wall. The dimensions of the girth of the wall must include and previous rendering etc. Standard length of wall capping is 3.0m.


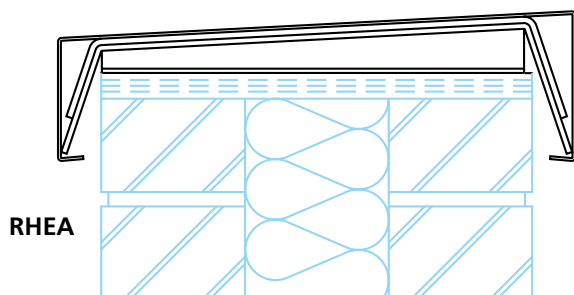




## ACCESSORIES AND FITTINGS

All 90° and non standard angles are fabricated and welded in house. There is a wide range of stopends and 'T' Sections individually manufactured to suit each application. Gap of 3mm should be left between sections to accommodate movement.

## FIXINGS

The capping system is fixed in position by clipping both edges of the capping under the internal connecting collar. The system ensures minimal visibility of fixings from ground level. The internal collars are fixed to the top of the wall at the prescribed intervals using HPS 6/5 hammer screws or stainless fixings. Applied to each internal connecting collar are two strips of low modulus sealant. The sealant will allow thermal movement without the possibility of leakage. An expansion gap of 3mm should be left between sections to accommodate movement.




# AFP CAST ALUMINIUM HOPPER HEADS

AFP have a wide and varied array of Hopper Head Designs to suit all projects. AFP have a more Traditional collection based on original Victorian / Edwardian designs.

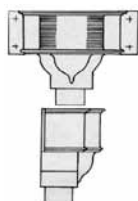
Cast Aluminium Hopper Heads are handmade to complement cast, extruded and formed aluminium rainwater system. Most of AFP hopper heads suit round, square and rectangular down pipes. AFP range extends from a smaller simpler design to a large flamboyant ornamental hopper head. Decorative motifs and embellishments can be incorporated in many of AFP designs. We supply all our hopper heads in either natural MILL finish Aluminium or PPC (polyester powder coating) available in a wide range of RAL numbers.



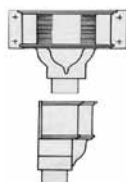
**NOTES:** All size dimensions are in millimetres unless otherwise stated



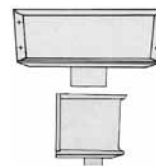
BELLEVUE				
H	W	D	Out	
230	280	200	63	
230	280	200	76	
230	280	200	102	



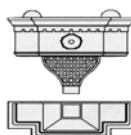
CASTLEFORD LARGE BOW				
H	W	D	Out	
410	363	103	76	
410	363	103	102	



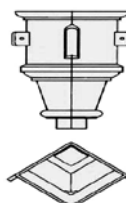
CASTLEFORD SMALL BOW				
H	W	D	Out	
305	254	152	63	
305	254	152	76	



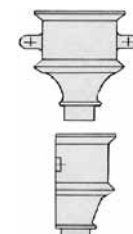
CHELTENHAM				
L	W	D	Out	
445	205	150	63	
445	205	150	76	
445	205	150	102	
445	205	150	76x76	
445	205	150	76x102	
445	205	150	102x102	



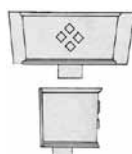
CHESHIRE				
H	W	D	Out	
482	620	175	63	
482	620	175	76	
482	620	175	102	
482	620	175	76x76	
482	620	175	76x102	
482	620	175	102x102	



ERIGMORE (Corner)				
H	W	D	Out	
460	290	202	76	
460	290	202	102	



KINGSTONE				
H	W	D	Out	
510	304	203	63	
510	304	203	76	
510	304	203	102	
510	304	203	76x76	
510	304	203	76x102	
510	304	203	102x102	



HALLAM				
H	W	D	Out	
175	400	160	63	
175	400	160	76	
175	400	160	102x76	



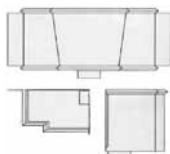
PONTEFRACT				
H	W	D	Out	
345	445	205	75	
345	445	205	102	



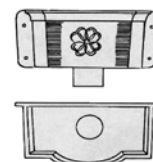
ROTHERHAM				
H	W	D	Out	
370	360	220	76	
370	360	220	102x76	



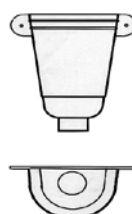
TRENT				
H	W	D	Out	
325	355	235	63	
325	355	235	76	



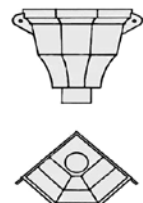
STOCKFORD				
H	W	D	Out	
600	770	395	100x100	




SWINTON				
H	W	D	Out	
162	305	162	63	
162	305	162	76	



CROSSGATES				
H	W	D	Out	
432	304	218	63	



BELLEVUE (Corner)				
H	W	D	Out	
230	312	200	63	
230	312	200	76	
230	312	200	102	

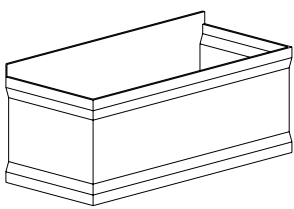


YORK ROSE				
H	W	D	Out	
275	410	205	63	
275	410	205	76	
275	410	205	102	
275	410	205	76x76	
275	410	205	76x102	
275	410	205	102x102	

# AFP PRESSED ALUMINIUM HOPPER HEADS

The pressed aluminium hopper heads are available in a variety of profiles and dimensions with a wide selection of motifs and embellishments to choose from. Bespoke hoppers are available made to order - please enquire. They are a range of decorative hopper heads fabricated from 2mm aluminium sheeting.

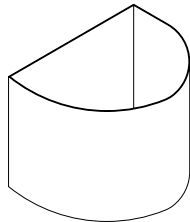
AFP range extends from a smaller simpler design to a large flamboyant ornamental hopper head. Decorative motifs and embellishments can be incorporated in many of AFP designs. We supply all our hopper heads in either natural MILL finish Aluminium or PPC (polyester powder coating) available in a wide range of RAL numbers.



**APHRODITE**

H	W	D
205	385	195

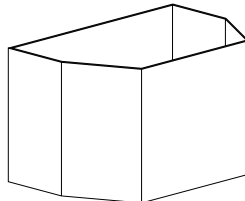
The maximum size of any outlet pipe can be up to but not exceeding 7 inches



**MAIA**

H	W	D
255	335	230

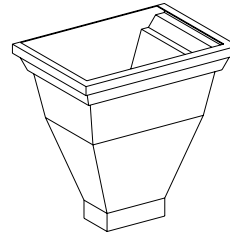
The maximum size of any outlet pipe can be up to but not exceeding 8.5 inches



**TRITON**

H	W	D
205	320	215

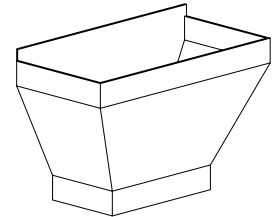
The maximum size of any outlet pipe can be up to but not exceeding 8 inches



**HESTIA**

	H	W	D
TOP	360	430	235
BOTTOM	360	200	120

The maximum size of any outlet pipe can be up to but not exceeding 4 inches



**ZEUS**

	H	W	D
TOP	250	355	120
BOTTOM	250	190	130

The maximum size of any outlet pipe can be up to but not exceeding 4 inches

## AFP EMBELISHMENTS & MOTIFS

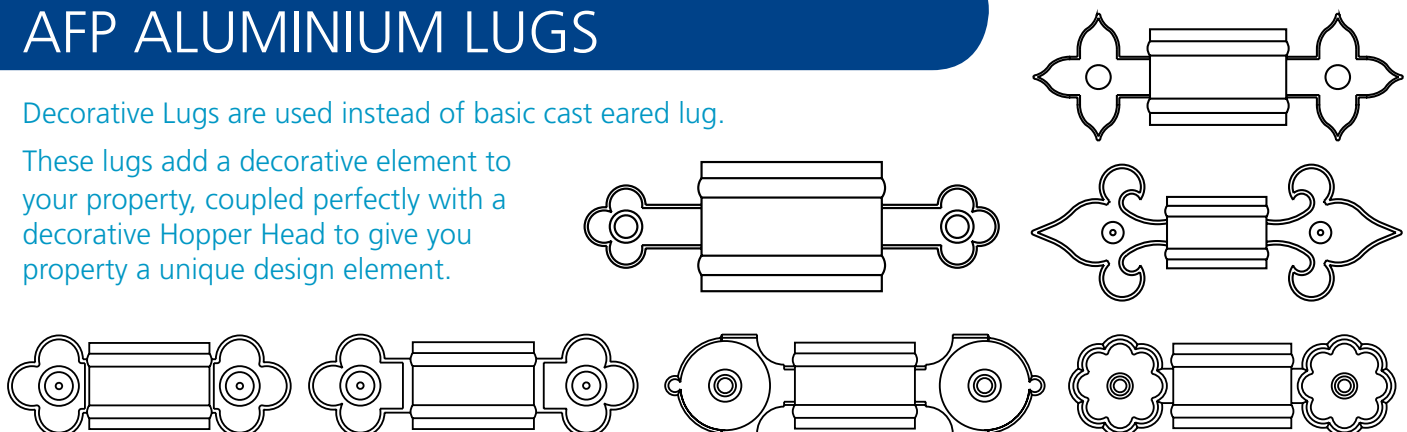


Decorative motifs can be incorporated on to many of AFP hopper head systems. They add a certain amount of personalisation to the system, making it unique from any other building. Embellishments can either be PPC in the same RAL no as you chosen hopper head as painted to your individual requirements.

## AFP ALUMINIUM LUGS

Decorative Lugs are used instead of basic cast eared lug.

These lugs add a decorative element to your property, coupled perfectly with a decorative Hopper Head to give you property a unique design element.





UNIT 2, ROSSINGTON PARK, WEST CARR ROAD,  
RETFORD, NOTTINGHAMSHIRE, DN22 7NN

T: 01777 869994 F: 01777 869988 E: [sales@afpemail.co.uk](mailto:sales@afpemail.co.uk)

[www.aluminiumfabricationproducts.co.uk](http://www.aluminiumfabricationproducts.co.uk)

