

GALLERY⁴⁴



COLOUR MATCH DRIP BARS • A COLOUR MATCH DRIP BAR TO FIT EVERY DOOR STYLE •
COLOUR MATCH DRIP BARS ON ALL OUR DOORS

£1000
★ CASH BACK ★
ULTION LOCK GUARANTEE

WELCOME HOME


THE GALLERY COMPOSITE DOOR COLLECTION

INTRODUCING THE GALLERY COMPOSITE DOOR

MAKE A STATEMENT

Whether you're returning home from a busy day or welcoming a visitor, you want your front door to create a great first impression so only the most stunning doors feature in our collection.

Take inspiration from our contemporary and traditional door styles to choose the look which compliments your home. Bold colours, finished to modern technical standards will not only enhance the appearance of your home but require virtually no maintenance so you can relax in the knowledge that the hard work has been done for you.



FITTED AS STANDARD

ULTION 
Home Defence System

MAKE AN ENTRANCE

Let your door really make an entrance by selecting stylish accessories. Handles can be fitted in either modern handle positions or choose a more traditional door pull fitted centrally together with the heritage lock position.

Stunning glazing options allow you to flood your hallway with light, compliment the colour of the door with coloured glass, or maintain your privacy by choosing a solid door panel.

No need to worry about heat loss either as our doors are well insulated and we only use the most energy efficient glass.



Our Composite Door Collection is a complete range of thermally efficient composite doors manufactured to the highest quality standards. There are 19 Traditional styles and 9 Contemporary styles offering you the best choice for your home and our unique Inox range (page 32) with stainless steel glazing covers, adds exclusive designer style. We also offer doors with toplights and sidelights when required in either a matching composite side panel or glass options.

For disabled access we offer a Building Regulations Part M compliant aluminium threshold.

ULTION HOME DEFENCE SYSTEM

 **£1000**
GUARANTEE

If an intruder snaps Ultion and breaks into your home we'll pay you £1000

Read all about Ultion on page 43.

THE WIDEST RANGE OF COLOURS

With our high performance paint technology, we can offer a wide range of colours for doors and colour foils for door frames giving you a fantastic choice for your home.

Doors are white inside. Frames are smooth white inside. Actual product colours may vary from colours shown on your monitor or printed brochure. Colours can be verified by ordering a colour swatch sample from your installer.

STANDARD COLOUR COLLECTION



PRESTIGE COLOUR COLLECTION

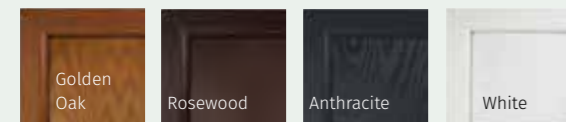
COLOUR MATCH DRIP BARS



All of our composite doors come in a wide range of different colours, from traditional to flamboyant, so we've made sure you can now colour match your door and drip bar in most colours from our colour collection. Please ask your installer for more details.

STANDARD COLOUR MATCH FRAME COLLECTION

match your frame to your door



LOCK POSITION OPTIONS

Sometimes the small details really make the difference. That's why we've even considered lock positions when it comes to creating the perfect door. Simply choose the option that best suits you to add the personal finishing touch.



The Heritage Lock option allows you to place the lock higher up the door for all slam shut designs.



The Standard Lock option places the lock in the middle of the door for all slam shut designs.

PULL BAR LENGTH OPTIONS

Big and chunky, small and dainty, the choice is yours. We have various pull bar lengths to let you add yet another personal stamp on your chosen door. Simply choose an option and we'll do the rest!



1800mm
PULL BAR OPTION



1400mm
PULL BAR OPTION



600mm
PULL BAR OPTION

Pull bars are external only. Please discuss internal door furniture options with your Installer.

TRADITIONAL DOORS

The range of traditional doors are designed to replicate the most popular timber doors and come with highly defined mouldings and realistic wood-grain mouldings and embossing on the surface. Whether used in a Victorian home, a modern townhouse or a farmhouse cottage, these doors always add to the appearance of the entryway and with the widest range of styles available in the market, there is a door for everyone.

These doors are transformed by the choice of decorative glass and colour and with 16 door colours available and a huge range of glass options from the simple diamonds of Classic through to the stunning multi-faced bevelling and black chrome of Reflections, these doors can make a real statement.

With the range of Traditional door styles, we can also tailor the furniture to suit your tastes. Finger pulls are an option should you wish to change from the standard lever handle.



ESCUTCHEON LOCK
HERITAGE LOCK FINGER PULL



Images in this brochure are for illustration purposes only. Frame styles may vary. Ask your installer for details.

CONTEMPORARY DOORS

A selection of styles using flush, non-moulded, door blanks which are glazed either using the Tri-Sys cassette system or, for a more modern European look, with stunning Inox™ stainless steel frames.

Available with a range of carefully selected decorative glass options that enhance the look and feel of the door, whilst maintaining the clean good looks.



SMOOTH DOORS

Smooth composite doors have the appearance of aluminium but with all the thermal benefits of a composite door, and at a fraction of the cost of aluminium doors.


If you love the aluminium look, an Anthracite Grey door will contrast with white windows or match Anthracite Grey windows to enhance the appearance of your home. Colour matching frames are also available in Anthracite Grey to compliment the door further.



SIDE LIGHTS AND TOP LIGHTS

For larger openings, we offer a range of sidelights and toplights to complement the composite door. With a multitude of frame options and decorative glass choices, sidelights and toplights are designed to be an integral part of the entrance system.

See page 40.



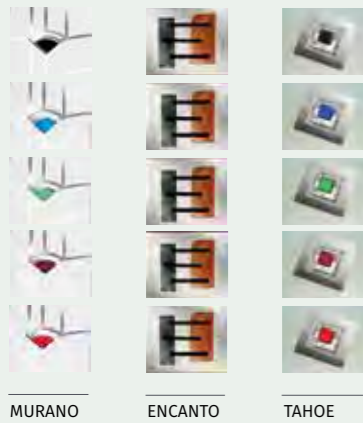


★ Looks like Aluminium ★

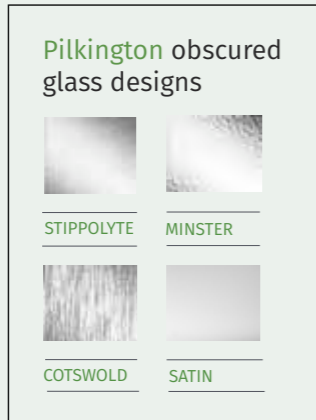
SEMINOLE 4 & AUGUSTA LONG SMOOTH

GLAZING OPTIONS

Seminole 4 is available with 3 glazing options and 4 Pilkington obscured glass



MURANO ENCANTO TAHOE



Pilkington obscured glass designs

STIPPOLYTE MINSTER
COTSWOLD SATIN

Augusta Long is available with 4 glazing options and 4 Pilkington obscured glass designs



REFLECTIONS MURANO MATRIX SIMPLICITY

◆ Please see page 38/39 for Backing Glass options

Choose from colour matching or Inox frames around the glazing in your smooth composite door.

GALLERY SMOOTH COLOUR COLLECTION

STANDARD COLOUR COLLECTION



PRESTIGE COLOUR COLLECTION



STANDARD COLOUR MATCH FRAME COLLECTION

MATCH YOUR FRAME TO YOUR DOOR
Smooth Anthracite



COLOUR MATCH CASSETTE



SEMINOLE 4 SMOOTH BLACK
TAHOE BLACK GLAZING 1800MM
HANDLE WITH HERITAGE LOCK



SEMINOLE 4 SMOOTH DIABLO
MURANO RED GLAZING 1800MM
HANDLE WITH HERITAGE LOCK

ALUMINIUM CASSETTE



SEMINOLE 4 SMOOTH BLUE
COTSWOLD GLAZING 1800MM
HANDLE WITH HERITAGE LOCK

COLOUR MATCH CASSETTE



AUGUSTA LONG SMOOTH
AGATE GREY
REFLECTIONS GLAZING 1800MM
HANDLE WITH HERITAGE LOCK



AUGUSTA LONG SMOOTH
TWILIGHT
SATIN GLAZING 1800MM
HANDLE WITH HERITAGE LOCK

ALUMINIUM CASSETTE



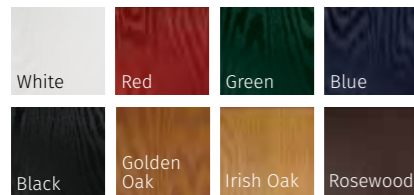
AUGUSTA LONG SMOOTH
ANTHRACITE
SIMPLICITY GLAZING 1800MM
HANDLE WITH HERITAGE LOCK

CARNOUSTIE, PENINA & BIRKDALE

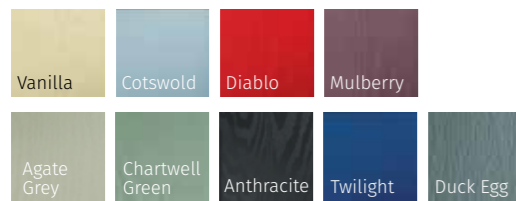


GALLERY COLOUR COLLECTION

STANDARD COLOUR COLLECTION




PRESTIGE COLOUR COLLECTION



STANDARD COLOUR MATCH FRAME COLLECTION

MATCH YOUR FRAME TO YOUR DOOR



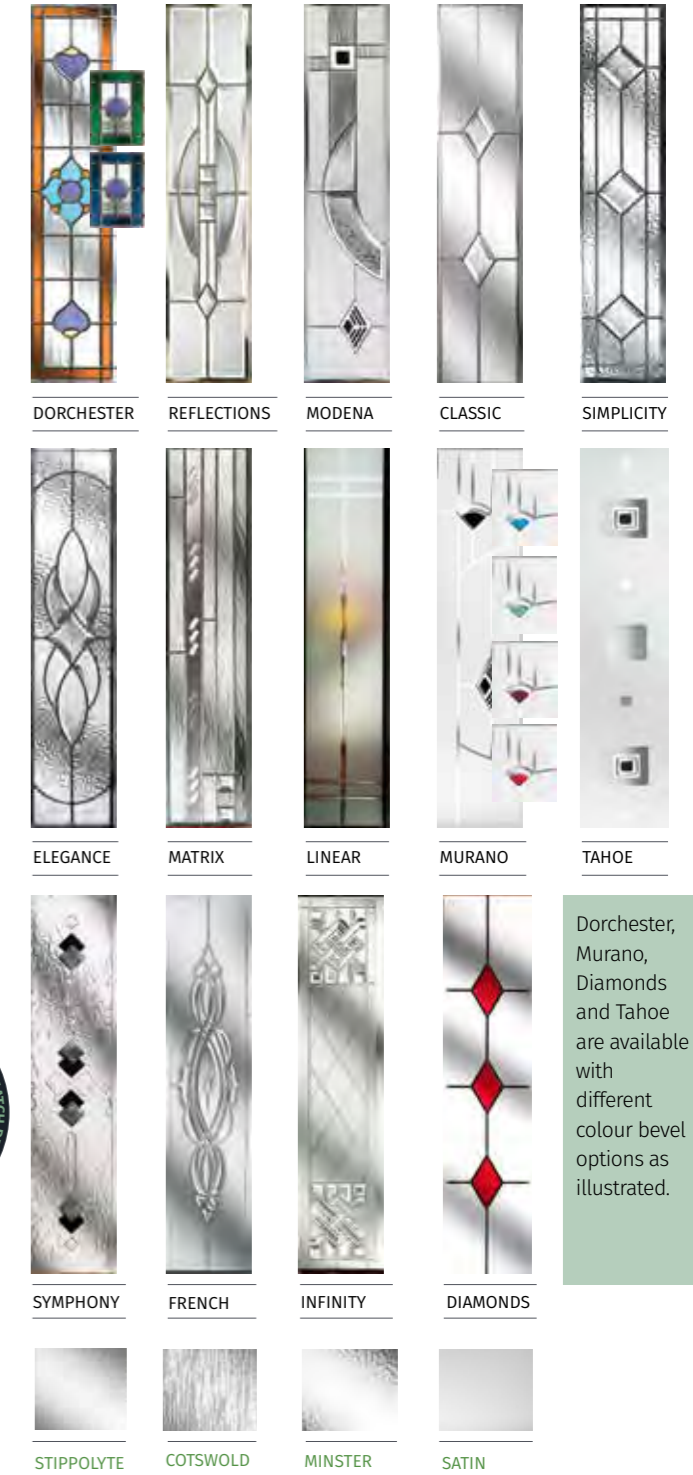
OTHER RAL COLOURS AVAILABLE
 Please speak to your installer for more details

OUR MOST POPULAR TRADITIONAL COMPOSITE DOORS



CARNOUSTIE GOLDEN OAK
 LINEAR GLAZING

These doors are available with 14* glazing options and 4 Pilkington obscured glass designs
 ♦ Please see page 38/39 for Backing Glass options



Dorchester, Murano, Diamonds and Tahoe are available with different colour bevel options as illustrated.


COLOUR MATCH DRIP BARS ON ALL OUR DOORS

* Infinity glass is only available for the Carnoustie door.

ST ANDREWS

The St Andrews is available with 6 glazing options and 4 Pilkington obscured glass designs

◆ Please see page 38/39 for Backing Glass options



DORCHESTER BLUE



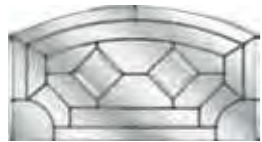
DORCHESTER GREEN



DORCHESTER AMBER



REFLECTIONS



SIMPLICITY



HAVANA



STIPPOLYTE



MINSTER



COTSWOLD



SATIN



COLOUR MATCH DRIP BARS • A COLOUR MATCH DRIP BAR TO FIT EVERY DOOR STYLE

COLOUR MATCH DRIP BARS ON ALL OUR DOORS

ST ANDREWS TWILIGHT
REFLECTIONS GLAZING

REMINISCENT OF THE 1930'S DOOR STYLES, THE ST ANDREWS IS AVAILABLE IN A SOLID DOOR OPTION AS WELL AS GLAZED.



ST ANDREWS VANILLA
HAVANA GLAZING



ST ANDREWS AGATE GREY
DORCHESTER AMBER GLAZING




ST ANDREWS IRISH OAK
SIMPLICITY GLAZING




ST ANDREWS SOLID BLACK
HERITAGE LOCK FINGER PULL

GALLERY COLOUR COLLECTION

STANDARD COLOUR COLLECTION




PRESTIGE COLOUR COLLECTION



STANDARD COLOUR MATCH FRAME COLLECTION

MATCH YOUR FRAME TO YOUR DOOR



COLOUR MATCH FRAME COLLECTION

OTHER RAL COLOURS AVAILABLE


Please speak to your installer for more details

RIVIERA, PORTRUSH & SUNBURST

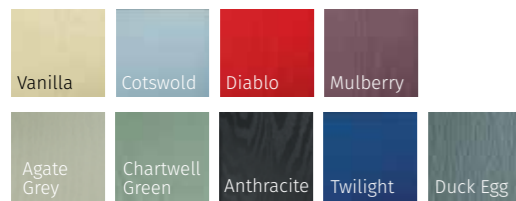


GALLERY COLOUR COLLECTION

STANDARD COLOUR COLLECTION




PRESTIGE COLOUR COLLECTION



STANDARD COLOUR MATCH FRAME COLLECTION

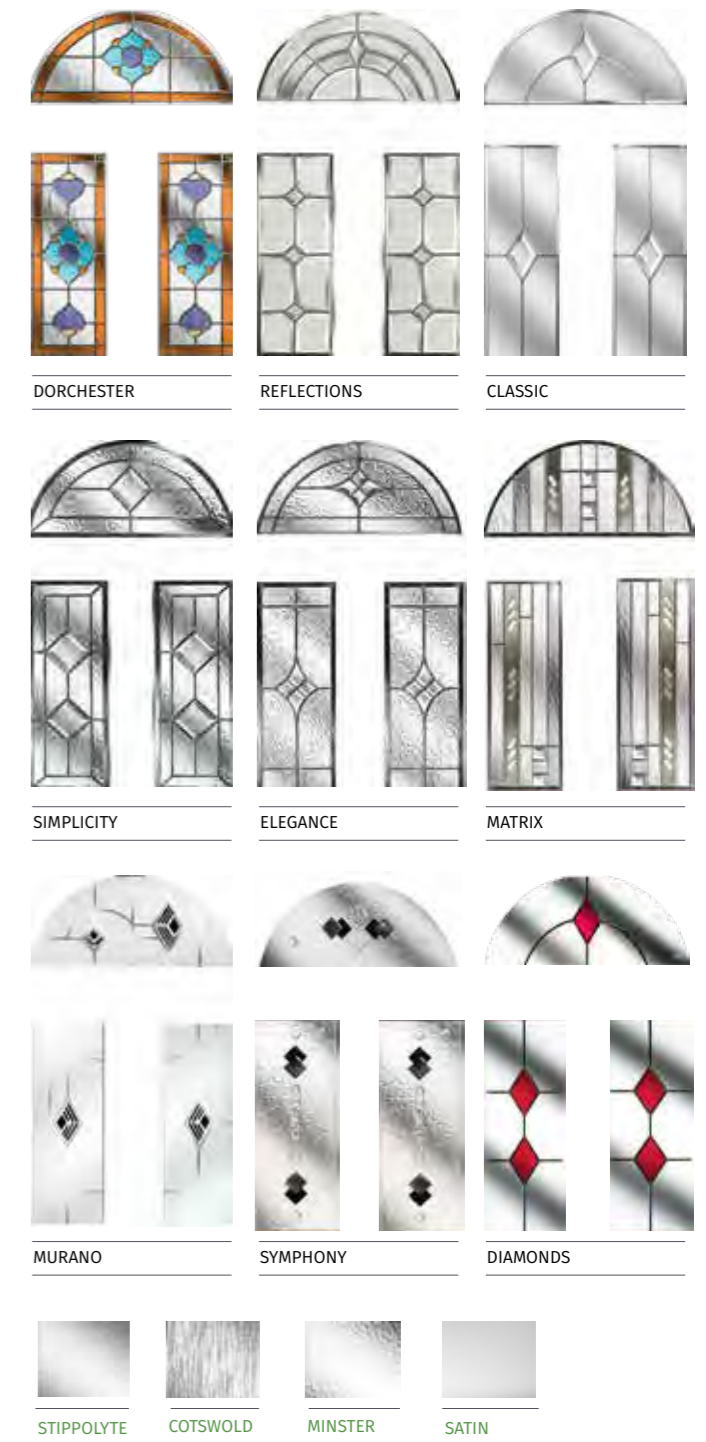
MATCH YOUR FRAME TO YOUR DOOR



GALLERY⁴⁴




These doors are available with 9 glazing options and 4 Pilkington obscured glass designs
 ♦ Please see page 38/39 for Backing Glass options



COLOUR MATCH DRIP BARS ON ALL OUR DOORS

TURNBERRY

The Turnberry is available with 7 glazing options and 4 Pilkington obscured glass designs
 ♦ Please see page 38/39 for Backing Glass options



TURNBERRY TWILIGHT
REFLECTIONS GLAZING



TURNBERRY RED
ELEGANCE GLAZING



TURNBERRY ANTHRACITE
MODENA GLAZING

COLOUR MATCH DRIP BARS • A COLOUR MATCH DRIP BAR TO FIT EVERY DOOR STYLE

THE LARGE GLAZED AREAS OF THE TRADITIONAL TURNBERRY CAN ALSO BE ENHANCED WITH THE GRIDLITE OPTION

TURNBERRY



TURNBERRY MULBERRY
MURANO RED GLAZING



TURNBERRY BLACK
SIMPLICITY GLAZING

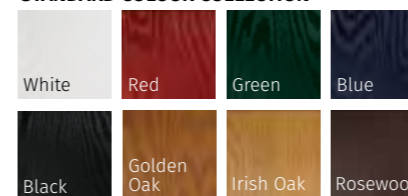
TURNBERRY GRID




TURNBERRY GRID WHITE
SATIN GLAZING

GALLERY COLOUR COLLECTION

STANDARD COLOUR COLLECTION




PRESTIGE COLOUR COLLECTION



STANDARD COLOUR MATCH FRAME COLLECTION

MATCH YOUR FRAME TO YOUR DOOR




OTHER RAL COLOURS AVAILABLE
 Please speak to your installer for more details

LYTHAM & LYTHAM GRID

The Lytham is available with 7 glazing options and 4 Pilkington obscured glass designs
 ♦ Please see page 38/39 for Backing Glass options



LINEAR



DIAMONDS



ELEGANCE



INFINITY



SIMPLICITY



SYMPHONY



MURANO



STIPPOLYTE



COTSWOLD



MINSTER



SATIN



COLOUR MATCH DRIP BARS • A COLOUR MATCH DRIP BAR TO FIT EVERY DOOR STYLE

LYTHAM DIABLO INFINITY GLAZING

WITH ITS LARGE GLAZED AREA, THE LYTHAM LETS LIGHT FLOOD THROUGH. AVAILABLE WITH GRIDLITE OPTION

LYTHAM




LYTHAM ROSEWOOD ELEGANCE GLAZING



LYTHAM TWILIGHT MURANO BLUE GLAZING

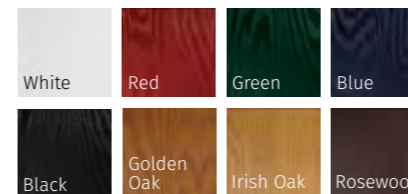
LYTHAM GRID




LYTHAM GRID BLACK COTSWOLD GLAZING

GALLERY COLOUR COLLECTION


STANDARD COLOUR COLLECTION



PRESTIGE COLOUR COLLECTION



STANDARD COLOUR MATCH FRAME COLLECTION MATCH YOUR FRAME TO YOUR DOOR




OTHER RAL COLOURS AVAILABLE
 Please speak to your installer for more details

TROON, MUIRFIELD & MUIRFIELD SOLID

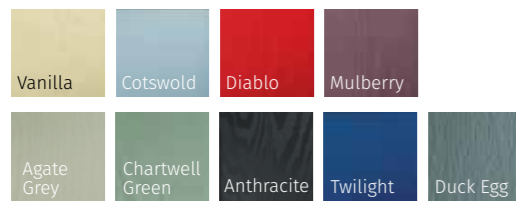


GALLERY COLOUR COLLECTION


STANDARD COLOUR COLLECTION



PRESTIGE COLOUR COLLECTION



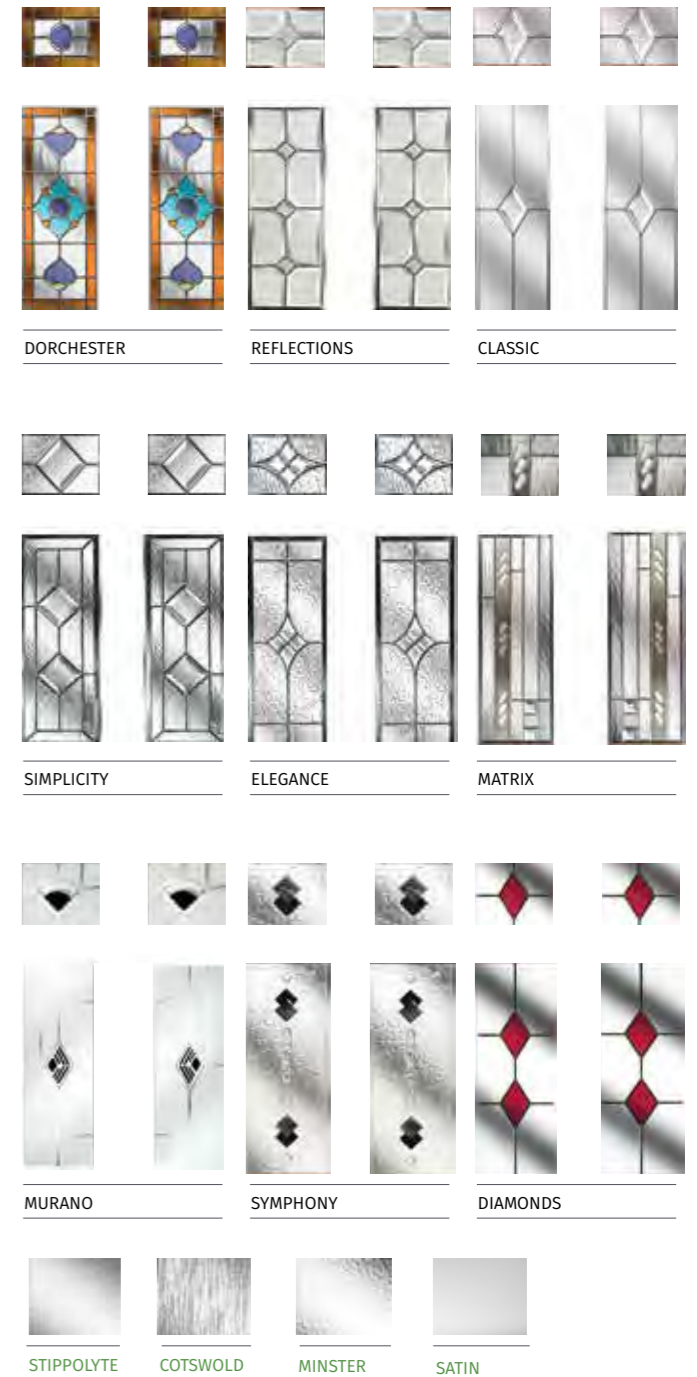
STANDARD COLOUR MATCH FRAME COLLECTION MATCH YOUR FRAME TO YOUR DOOR



THE TROON IS A TRADITIONAL 6 PANEL DOOR ENHANCED WITH EITHER TWO OR FOUR SMALL GLAZING DETAILS




The Troon is available with 9 glazing options and 4 Pilkington obscured glass designs
 ♦ Please see page 38/39 for Backing Glass options



GLENEAGLES

The Gleneagles is available with 7 glazing options and 4 Pilkington obscured glass designs
 ♦ Please see page 38/39 for Backing Glass options



COLOUR MATCH DRIP BARS ON ALL OUR DOORS
 • COLOUR MATCH DRIP BARS TO FIT EVERY DOOR STYLE

GLENEAGLES IRISH OAK
 MURANO BLACK GLAZING

WITH ITS AMERICAN STYLE THE GLENEAGLES IS PROVEN TO BE AS POPULAR HERE IN THE UK.



GLENEAGLES GREEN
 SIMPLICITY GLAZING

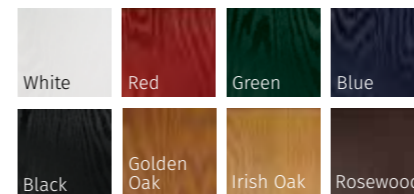
GLENEAGLES WHITE
 REFLECTIONS GLAZING

GLENEAGLES COTSWOLD
 SYMPHONY GLAZING


GLENEAGLES BLUE
 REFLECTIONS GLAZING

GALLERY COLOUR COLLECTION

STANDARD COLOUR COLLECTION




PRESTIGE COLOUR COLLECTION



STANDARD COLOUR MATCH FRAME COLLECTION

MATCH YOUR FRAME TO YOUR DOOR



OTHER RAL COLOURS AVAILABLE
 Please speak to your installer for more details

BELFRY, SUNNINGDALE & FARMHOUSE



UNLIKE OTHER COTTAGE DOORS, THE BELFRY HAS A UNIQUE 'OFFSET ETCHED' DETAILING AND COMES IN TWO GLAZING STYLES.



BELFRY IRISH OAK
 DORCHESTER GLAZING

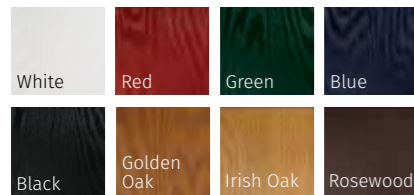
The Belfry and Sunningdale are available with 2 glazing options and 4 Pilkington obscured glass designs

◆ Please see page 38/39 for Backing Glass options

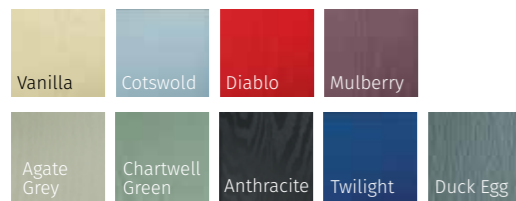


GALLERY COLOUR COLLECTION

STANDARD COLOUR COLLECTION




PRESTIGE COLOUR COLLECTION



STANDARD COLOUR MATCH FRAME COLLECTION

MATCH YOUR FRAME TO YOUR DOOR




OTHER RAL COLOURS AVAILABLE
 Please speak to your installer for more details



COLOUR MATCH DRIP BARS
 A COLOUR MATCH DRIP BAR TO FIT EVERY DOOR STYLE

MONZA & MONZA SOLID

The Monza is available with 6 glazing options and 4 Pilkington obscured glass designs
 ♦ Please see page 38/39 for Backing Glass options



MONZA DIABLO
TAHOE RED GLAZING

MONZA TWILIGHT
MURANO BLACK GLAZING

MONZA CHARTWELL GREEN
LINEAR GLAZING

MONZA MULBERRY MATRIX GLAZING
600MM HANDLE WITH STANDARD LOCK POSITION

COLOUR MATCH DRIP BARS • A COLOUR MATCH DRIP BAR TO FIT EVERY DOOR STYLE • COLOUR MATCH FRAME COLLECTION

WITH ITS CONTEMPORARY LINEAR ETCH DETAILING, THE MONZA IS A STUNNING DOOR AVAILABLE AS A GLAZED OR SOLID OPTION.



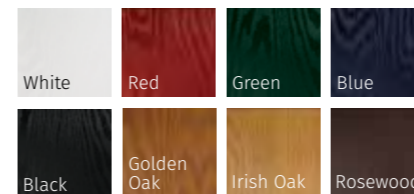
MONZA VANILLA
LINEAR GLAZING
STANDARD LOCK POSITION

MONZA ANTHRACITE
SYMPHONY GLAZING
TRADITIONAL HANDLE & LOCK


MONZA SOLID GREEN
SOLID
HERITAGE LOCK POSITION

GALLERY COLOUR COLLECTION

STANDARD COLOUR COLLECTION




PRESTIGE COLOUR COLLECTION



STANDARD COLOUR MATCH FRAME COLLECTION

MATCH YOUR FRAME TO YOUR DOOR



COLOUR MATCH FRAME COLLECTION
 OTHER RAL COLOURS AVAILABLE
 Please speak to your installer for more details
 COLOUR MATCH FRAME COLLECTION

VILAMOURA




COLOUR MATCH DRIP BARS ON ALL OUR DOORS

VILAMOURA VANILLA TAHOE BLACK GLAZING
1400MM HANDLE WITH HERITAGE LOCK POSITION

VILAMOURA RED REFLECTIONS GLAZING
600MM HANDLE WITH STANDARD LOCK POSITION


GIVE YOUR HOME A CONTEMPORARY TWIST WITH THE VILAMOURA AND COMPLETELY TRANSFORM THE LOOK OF YOUR SPACE.



VILAMOURA GREEN
MATRIX GLAZING
HERITAGE LOCK POSITION

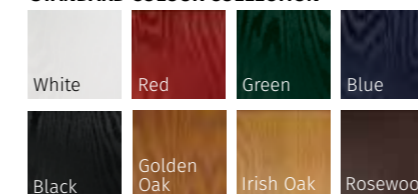
VILAMOURA ANTHRACITE
MATRIX GLAZING
STANDARD LOCK POSITION

The Vilamoura is available with 4 glazing options and 4 Pilkington obscured glass designs
◆ Please see page 38/39 for Backing Glass options

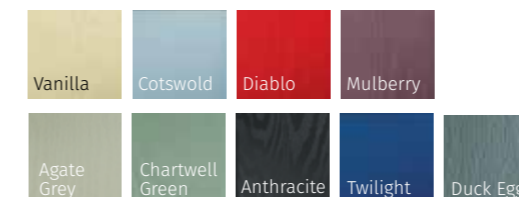


GALLERY COLOUR COLLECTION

STANDARD COLOUR COLLECTION




PRESTIGE COLOUR COLLECTION



STANDARD COLOUR MATCH FRAME COLLECTION

MATCH YOUR FRAME TO YOUR DOOR



OTHER RAL COLOURS AVAILABLE
Please speak to your installer for more details

AUGUSTA



AUGUSTA TWILIGHT
MATRIX GLAZING + 1400MM HANDLE WITH HERITAGE LOCK

AUGUSTA COTSWOLD
SIMPLICITY GLAZING + 1400MM HANDLE WITH HERITAGE LOCK

COLOUR MATCH DRIP BARS
A COLOUR MATCH DRIP BAR TO FIT EVERY DOOR STYLE
COLOUR MATCH DRIP BARS ON ALL OUR DOORS

WITH ITS SIMPLE SLIM GLAZED PANEL AND PARALLEL PULL HANDLE, THE AUGUSTA HAS A CLEAN MODERN STYLE.




AUGUSTA CHARTWELL GREEN
REFLECTIONS GLAZING
STANDARD LOCK POSITION

AUGUSTA BLACK
MURANO BLACK GLAZING
HERITAGE LOCK POSITION

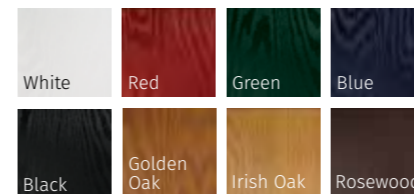
The Augusta is available with 4 glazing options and 4 Pilkington obscured glass designs

◆ Please see page 38/39 for Backing Glass options




GALLERY COLOUR COLLECTION

STANDARD COLOUR COLLECTION




PRESTIGE COLOUR COLLECTION



STANDARD COLOUR MATCH FRAME COLLECTION

MATCH YOUR FRAME TO YOUR DOOR



COLOUR MATCH FRAME COLLECTION
OTHER RAL COLOURS AVAILABLE
Please speak to your installer for more details

INOX LYON



INOX LYON WHITE 600MM HANDLE + STANDARD LOCK




INOX LYON TWILIGHT 1400MM HANDLE + HERITAGE LOCK

The Inox Lyon is available with 3 glazing options and 4 Pilkington obscured glass designs
 ♦ Please see page 38/39 for Backing Glass options




GALLERY COLOUR COLLECTION

STANDARD COLOUR COLLECTION




PRESTIGE COLOUR COLLECTION



STANDARD COLOUR MATCH FRAME COLLECTION

MATCH YOUR FRAME TO YOUR DOOR



OTHER RAL COLOURS AVAILABLE
 Please speak to your installer for more details

THE INOX LYON IS A TRULY FUTURISTIC CONTEMPORARY COMPOSITE DOOR WHICH ALLOWS PLENTY OF LIGHT INTO YOUR HOME.



INOX LYON VANILLA
 TACOMA GLAZING + 600MM HANDLE WITH STANDARD LOCK



INOX LYON MULBERRY
 TAHOE RED GLAZING + 1400MM HANDLE AND HERITAGE LOCK

COLOUR MATCH DRIP BARS ON ALL OUR DOORS

INOX MONACO



COLOUR MATCH DRIP BARS • A COLOUR MATCH DRIP BAR TO FIT EVERY DOOR STYLE •
COLOUR MATCH DRIP BARS ON ALL OUR DOORS

INOX MONACO ANTHRACITE
 SYMPHONY GLAZING + 600MM HANDLE WITH STANDARD LOCK

INOX MONACO IRISH OAK
 SATIN GLAZING + 1400MM HANDLE AND HERITAGE LOCK


THE INOX MONACO IS A GRACEFUL DESIGN WITH A BEAUTIFUL LARGE CENTRE LINE THAT DRAWS IN THE EYE.



INOX MONACO RED
 MURANO BLACK GLAZING
 + 600MM HANDLE &
 STANDARD LOCK

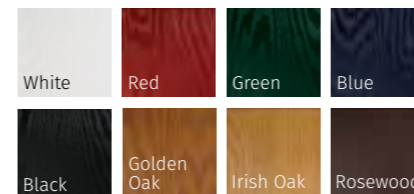
INOX MONACO AGATE GREY
 TAHOE BLACK GLAZING
 + 1400MM HANDLE &
 HERITAGE LOCK

The Inox Monaco is available with 3 glazing options and 4 Pilkington obscured glass designs
 ♦ Please see page 38/39 for Backing Glass options




GALLERY COLOUR COLLECTION

STANDARD COLOUR COLLECTION



PRESTIGE COLOUR COLLECTION



STANDARD COLOUR MATCH FRAME COLLECTION

MATCH YOUR FRAME TO YOUR DOOR



COLOUR MATCH FRAME COLLECTION •
OTHER RAL COLOURS AVAILABLE
 Please speak to your installer for more details

INOX NICE




INOX NICE VANILLA
600MM HANDLE WITH
STANDARD LOCK



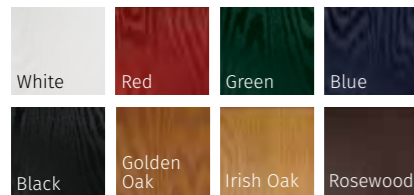
INOX NICE GREEN
1400MM HANDLE WITH
HERITAGE LOCK

The Inox Nice is available with 3 glazing options and 4 Pilkington obscured glass designs
◆ Please see page 38/39 for Backing Glass options

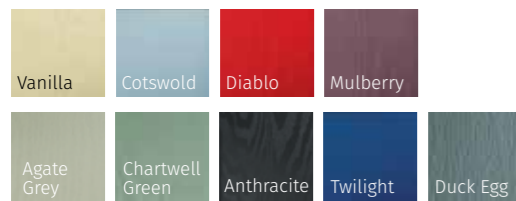


GALLERY COLOUR COLLECTION

STANDARD COLOUR COLLECTION




PRESTIGE COLOUR COLLECTION



STANDARD COLOUR MATCH FRAME COLLECTION

MATCH YOUR FRAME TO YOUR DOOR



OTHER RAL COLOURS AVAILABLE
Please speak to your installer for more details



A MEDITERRANEAN STYLE WITH FOUR DECORATIVE LITES ALLOWING LIGHT TO STREAM IN WITHOUT COMPROMISING YOUR PRIVACY.



INOX NICE ANTHRACITE
MURANO BLACK GLAZING + 600MM HANDLE WITH STANDARD LOCK



INOX NICE DIABLO
TAHOE BLACK GLAZING + 1400MM HANDLE WITH HERITAGE LOCK


COLOUR MATCH DRIP BARS ON ALL OUR DOORS

DECORATIVE GLASS

UNPARALLELED DESIGN OPTIONS - UNRIVALLED PERFORMANCE

Decorative Glass transforms doors and makes a personal statement. We offer a range of styles to suit all budgets and tastes from the contemporary to the traditional.

All our decorative glass is manufactured to the highest possible standards and come as Energy Plus incorporating 'Low E' glass and Argon gas to give a centre pane 'U' value of 1.1 and to ensure that all our doors meet Door Energy Rating level of B as a minimum.



SIGNATURE DORCHESTER

For a traditional Victorian look, Dorchester is the perfect choice combining vibrant 'Spectrum Glass' with textured glass and traditional lead. Available in 3 border colour options: Amber, Blue and Green.



SIGNATURE REFLECTIONS

Stunning black chrome cameing combined with satin and grey bevelled glass pieces, Reflections makes a classy yet striking statement encapsulated inside a double glazed unit for ease of cleaning.



SIGNATURE MODENA

A modern twist on a traditional technique Modena combines hand cut textured glass pieces, contemporary fused glass elements and polished zinc cameing.



SIGNATURE CLASSIC

Simple yet classic design that suits any home. Classic is a combination of gently patterned glass with sparkling bevelled glass pieces encapsulated inside a high-performance double glazed unit.



SIGNATURE SIMPLICITY AND ELEGANCE

Both Simplicity and Elegance have proven to be hugely popular designs combining a combination of textured glasses with hand cut polished bevelled glass which sparkle in the sunlight.

Simplicity is available in either Brass or Zinc came options.



SIGNATURE MATRIX

A modern twist on a traditional technique Modena combines hand cut textured glass pieces, contemporary fused glass elements and polished zinc cameing.



ETCH ART LINEAR

The simplicity of brilliant cut lines combined with soft satin glass gives Linear a classic appeal that suits both traditional and contemporary door styles. Only available in a limited range of door styles.

GALLERY⁴⁴



ETCH ART MURANO

Combining etched glass with hand-made 'fused glass' elements, our Fusion Art ranges are a truly modern decorative glass option.

Available in 5 colourways to complement or contrast with the door colour: Black, Blue, Green, Purple and Red.



ETCH ART TAHOE

Combining etched glass with hand-made 'fused glass' elements, our Fusion Art ranges are a truly modern decorative glass option.

Available in 5 colourways to complement or contrast with the door colour: Black, Blue, Green, Purple and Red.



FUSION ART SYMPHONY AND LUCERO

Taking a 2000 year old glass technique of melting coloured glass together, our Fusion Art products are then triple glazed inside a high performance insulated glass unit to give the highest levels of thermal efficiency.



BACKING GLASS OPTIONS

Obscure glass options allow you to match existing windows in your home. Higher prices and longer lead times apply when Backing Glass is selected. A choice of Backing Glass is available when the following patterned glass options are selected.

- Linear
- Murano
- Tahoe
- Symphony
- French
- Infinity
- Havana
- Bullseye
- Tacoma
- Roma
- Encanto
- Diamonds



ETCH ART GRIDLITE

Simulated divided lights create the look of individual panes of glass, whilst maintaining the performance benefits of a single double glazed unit. Selectively etched panels ensure privacy without sacrificing natural light.

GLAZED SIDELIGHTS AND TOPLIGHTS

For our Glazed Sidelights, there is an option for a full glazed or a split glazed with a centre transom. Complementary glass is also available to match up with many of our decorative units.



OBSCURED GLASS OPTIONS

All our door styles are also available in a standard range of carefully selected obscured glass options



Maximum & Minimum Widths Without Frame Extenders & Couplers

MINIMUM WIDTH 686mm MAXIMUM WIDTH 914mm



MINIMUM WIDTH 715mm MAXIMUM WIDTH 914mm



MIN WIDTH 740mm
MAX WIDTH 914mm



MIN WIDTH 881mm
MAX WIDTH 914mm


Maximum & Minimum Height Without Frame Extenders or Cills

	Max Heights including standard outer frame	Min Heights including standard outer frame	Finished Frame Sizes
Std. PVC Threshold	2161mm	2061mm	805mm – 805mm
Low Threshold	2147mm	2047mm	1033mm – 1113mm
Ali. Low Threshold	2116mm	2016mm	834mm – 834mm
			859mm – 859mm

DOOR LOCKS AND FURNITURE

Our multipoint lock range offers outstanding protection against attempted burglary with our doors having passed the rigorous PAS 24: 2012 tests including: manual attack, mechanical load, soft and hard body impact, plus a key/thumb cut through test. The lock will comprise of a series of hooks with a centre deadbolt lock case.

The hooks are engaged into receivers in the outer frame upon lifting the handle or by a semi-automatic function on 'slam-shut' variants. The designs protect the door from forced entry by remaining firm inside the receiver.



Thumb turn cylinders are required on new build installations and form part of Document Q.

On door sets with lever handles, the lock is centrally set with hook locks set close to the top and bottom of the door, whilst on part of the Contemporary and Inox range, we offer a multipoint lock with a high level cylinder and escutcheon offering the same security features as standard doors.

All locks are manufactured in Europe to exceptional quality standards and exceed current regulations. The manufacturers are quality controlled to ISO9001 and ISO14001.

ALL HARDWARE AVAILABLE IN 5 COLOURS:
SATIN, BLACK, CHROME, POLISHED GOLD AND WHITE.

LEVER and LEVER PAD HANDLES



Lever Pad Handle may not be suitable on all doors. Ask your installer for details.

EXCLUSIVE CURVED HANDLE



Satin



Chrome

PONY TAIL DOOR KNOCKERS



LETTER PLATE



VICTORIAN URN DOOR KNOCKERS



Black

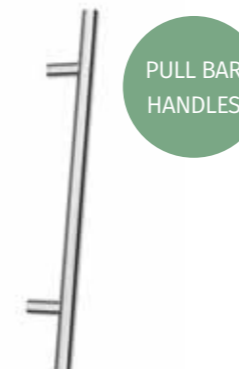


Polished Gold

Marine grade Lever Handles, Letterplates and Pony Tail Door Knockers are also available in Polished Chrome, Gold and Brushed Satin.

CONTEMPORARY RANGE

The Pull Bar Handle is available in Brushed Satin and Gold only.



PULL BAR HANDLES



Escutcheons



FINGER PULLS

Pull Bar Handles are external only. Thumb Turn and Finger Pull fitted inside as standard when Pull Bar handles are selected.

Door furniture images are for illustration purposes only and door furniture may be subject to change.



White



Conexis™ L1

The secure, keyless smart door lock



The smarter way to protect your home.

Open the door to your world with the Conexis(R) L1 Smart Door Lock. The Smart Door Lock that puts you fully in control giving you the freedom to secure your home without the need for a key.

Say Goodbye to Keys



With Conexis™ L1 your smartphone is now your key. There's no need to leave keys under the mat or worry about the hassle of replacing them if they go missing.

Stay in Control



Send mobile keys to family and friends. Choose to give access for a few weeks or hours - it's up to you. You can even revoke mobile keys, key cards, key tags and phone tags in an instant.

(5 Mobile Keys are included - Additional Mobile Keys can be purchased via the App).

Know who comes and goes



Have peace of mind knowing your loved ones are home safely. When using mobile keys you can receive a notification informing you they are home.

The Conexis L1 Smart Door Lock is compatible with most UK multipoint locks.


Note: The Conexis® L1 Smart Door Lock is NOT compatible with the 'Avantis' brand of multipoint door locks. 'Avantis' multipoint door locks are distinguishable by having the locking bolt above the latch bolt.

Lockdown mode



Hidden locks engage when attacked

25% denser than iron



The hidden locks that secure your home when attacked are housed deep in the molybdenum core.

This is 25% denser than iron and gives extreme protection from screwdrivers, hammers and drills.

Our contemporary solid nickel body and polished brass keyway complement all handle finishes.



The Ultion polished range brings an all over shiny colour option in chrome or brass.

FITTED AS STANDARD

ULTION

Home Defence System

Your Door The Weak Point

Millions of doors in the UK can be opened quietly in under 10 seconds with normal tools.

Even the most secure multi-point hook mechanisms are disabled when the cylinder lock is snapped.

Securing your doors with Ultion defends your home from this and all other known attack methods.

74% of intruders go through the door

43% get through the door by forcing the lock

9/10 forced locks are snapped



£1000 GUARANTEE

If an intruder snaps Ultion and breaks into your home we'll pay you £1000.

Register your lock for free www.ultion-lock.co.uk





★ ★ ★
◆
£1000
GUARANTEE



COLOUR MATCH FRAME COLLECTION
★ COLOUR MATCH FRAMES AND DRIP BARS ON ALL OUR DOORS ★
COLOUR MATCH DRIP BARS

