



# **DISABLED REFUGE EVC**



**BS 5839-9:2011 COMPLIANT**  
**TOUGH, VANDAL RESISTANT**  
**IDEAL FOR PUBLIC USE**

## CONTENTS

1	DISABLED REFUGE EVC.....	1
2	FOLKNOLL DISABLED REFUGE EVC .....	2
3	COMPACT (COST-EFFECTIVE) SYSTEMS.....	3
4	STANDARD (FULLY FEATURED) SYSTEMS .....	4
5	TOUGH OUTSTATIONS FOR PUBLIC USE.....	5
6	COMBINED DISABLED REFUGE AND OTHER SYSTEMS .....	6

ISSUE	DATE	DESCRIPTION
V1.00	01.12.2009	Original
V1.01	02.12.2009	Updates BJP
V1.02	09.12.2009	Updates BJP
V1.03	11.12.2009	Updates BJP
V1.04	07.09.2010	Changed to Folknoll blue
V1.05	08.09.2010	Changed to RA numbers
V1.06	10.02.2017	Changed to Folknoll Group and FG blue, merged standard and compact, update images

## THIS DOCUMENT

This document is the Product Information data sheet for Folknoll Group Ltd Disabled Refuge EVC systems.

## ABOUT FOLKNOLL

We are a UK based design, manufacturing and installation company. We have been producing communication, alarm and control systems since 1975. All of our products and systems are designed for toughness, reliability, easy installation, simple configuration, straightforward operation and low maintenance. As original manufacturer, all of our product ranges can be customised to suit your application. Including custom engraved panels, additional features and special systems.

## GET IN TOUCH

Please contact us for further information about our wide range of products and services and find out how we can provide a solution for you.

**ADDRESS:** [Old North Rd, Royston HERTS, SG8 5TD, UK](#)  
**TEL:** [+44 \(0\) 1763 234567](#)  
**EMAIL:** [sales@folknoll.co.uk](mailto:sales@folknoll.co.uk)  
**WWW:** [www.folknoll.co.uk](http://www.folknoll.co.uk)


# 1 DISABLED REFUGE EVC

## WHAT IS A DISABLED REFUGE?

A disabled refuge or fire refuge is an area within a building that is designed as a safe location where a person unable to use the stairs unaided can wait in relative safety until they can be assisted in their evacuation. Refuges are normally located in or adjacent to a protected staircase which is used as a fire exit route.

## WHAT IS THE EVC?

A disabled refuge EVC (emergency voice communication) system is the equipment that provides the means of communication between the disabled refuges and the control room. It is a 'intercom' system with special features to increase usability and reliability in the event of an emergency.




## TYPICAL DISABLED REFUGE EVC SYSTEM

A typical system comprises one or more outstations located in refuges, a master station for use by staff / fire fighters and control equipment.

## REFUGE OUTSTATIONS

Refuge stations are located in refuges and used to call for assistance. Outstations are typically simple to operate, with a single button to call for assistance.



## MASTER STATION

The master station is usually located in a control area and used by staff / fire fighters etc. to communicate with callers. These are often custom designed with button layouts and engraving matching the number of refuges on sites.

## CONTROL EQUIPMENT

The control equipment controls the outstations, master stations, etc. and providing battery backed power for the entire system.



## 2 FOLKNOLL DISABLED REFUGE EVC



### TOUGH VANDAL RESISTANT SOLUTIONS

To help you meet the standards, Folknoll offer our cost effective, vandal resistant, BS 5839-9:2011 compliant, disabled refuge EVC solutions. All our equipment is designed for public use ideal for shops, offices, hotels and other public spaces. Our range of outstations, master stations and control equipment enables us to construct a system to suit your requirements including photoluminescent outstations, Braille annotation, induction loops, vandal resistant master stations, third party interfaces etc. We can even combine our disabled refuge systems with fire telephones, disabled toilet alarms, and other building alarms to provide cost effective solutions for smaller sites.

### FEATURES

All of our disabled refuge systems offer keyed enabled switches, integral fault monitoring, automatic audio path testing, and battery backed power supplies providing at least 24 hours of standby and 30 minutes of operation.

### COMPACT SYSTEMS

For smaller sites, we offer our cost effective compact system. All system control equipment, PSUs and standby batteries are built into our fire panel sized master stations. Simply connect mains and outstations for a complete system.

### STANDARD SYSTEMS

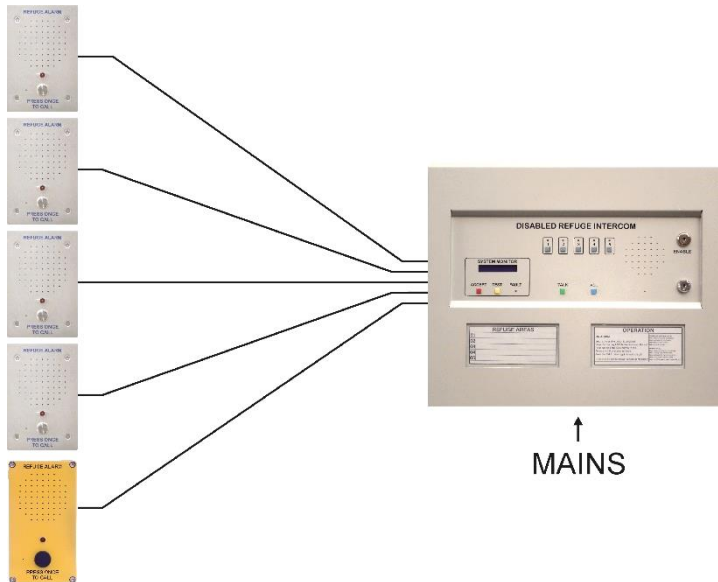
For larger sites, we offer our more flexible standard system. With more outstation stations, customisable vandal resistant master stations for exposed areas, additional cabling options, remote monitoring interfaces, etc.

### CABLING

All of our disabled refuge equipment has been designed for use with larger fire resistant cabling (BS requirement). With knock-outs for larger glands, screw terminals, and extra space for cable management within enclosures. Saving junction boxes, installation time, costs, etc.

### 3 COMPACT (COST-EFFECTIVE) SYSTEMS

For smaller sites with 10 or less refuge areas, we offer our cost-effective compact range. Simply add outstations and connect mains for a complete system.



**Cost effective**  
(all control equipment in master stations)

**BS 5839-9:2011 compliant**

**Easy screw terminal connection**

**Keyed enable switch**

**Audio path testing, fault monitoring**


**Battery backed PSU**

**Ideal for systems with up to 10 outstations**

#### MASTER STATION AND CONTROL SYSTEM

Equipment, cabling and installation costs are reduced without compromising functionality by building the system controller, the battery backed PSU, and the master station into a single wall mounted fire panel sized enclosure.

The layout has been designed for use with larger fire resistant cabling (BS requirement). With knock-outs for larger glands, screw terminals, and extra space for cable management within enclosures. Saving junction boxes, installation time, costs, etc.



#### OUTSTATIONS

Any combination of our refuge outstations can be used with our compact systems, giving complete flexibility.

## 4 STANDARD (FULLY FEATURED) SYSTEMS


For larger sites, we offer our more flexible **standard** range. More outstations, more master stations, more control systems options.



- Fully featured**
- BS 5839-9:2011 compliant**
- Easy screw terminal connection**
- Keyed enable switch**
- Audio path testing, fault monitoring**
- Battery backed PSU**
- Ideal for larger sites**

### STANDARD MASTER STATIONS

We offer 3, 5, 10, 15 and 20-way vandal resistant stainless steel master stations. All of the masters have customizable labels, large outstation select buttons, keyed **ENABLE** switch, LCD status display, **ACCEPT**, **TALK**, **ALL-CALL** buttons, and fault LED. For communication with caller the masters have built in speakers and microphones with adjustable output levels, (up to 80 dB for noisy environments).



### CUSTOM MASTER STATIONS

For larger systems and special sites, we offer custom master stations designed for site with button layouts and engraving to match your location.



### FLEXIBLE CONTROL SYSTEM

Our standard systems are managed by a network of system controllers, a master station and PSU(s). Each controller powers and manages 5 outstations. Controllers can be centrally located with all outstation cabling routed to the central location. Alternatively, controllers can be located throughout the site, reducing the number of cables from outstations to the central equipment room.

## 5 TOUGH OUTSTATIONS FOR PUBLIC USE

### FEATURES

All of our outstations offer large vandal resistant call buttons, call progress LEDs, integral speakers and microphones with adjustable gain and output of up to 80 dB (for noisy environments).

### COMPATIBILITY

Our outstations are compatible with each other and can be used in any combination in both standard and compact systems.

### CUSTOM DESIGN

Outstations with special finishes, alternative annotation, anti-tamper fixings, and other custom features are available on request.

### OUTSTATION RANGE

#### RA7700.30

Tough vandal resistant stainless steel faceplate  
Flush or surface steel back box  
Ideal for public places



#### RA7700.60

Weather resistant die-cast aluminum faceplate  
Die-cast aluminium surface back box  
Bright yellow finish for high visibility  
Ideal for outdoor spaces



#### R7700.43

Tough vandal resistant stainless steel faceplate  
Flush or surface steel back box  
Integral hearing loop  
Ideal for hearing aid users

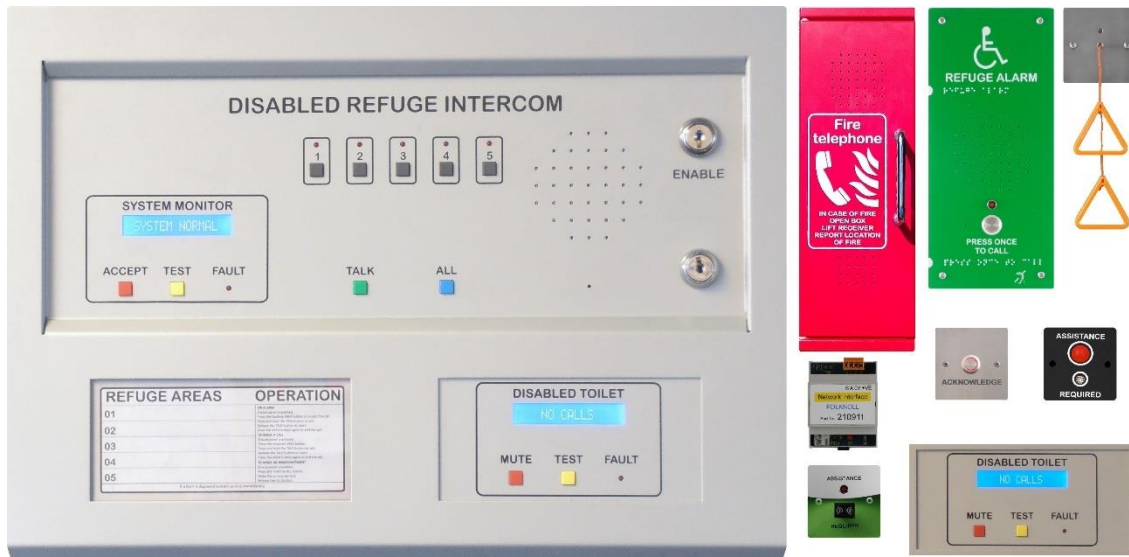


#### RA7700.40

Photoluminescent outstation with white and Braille annotation  
Flush or surface steel back box  
Integral hearing loop  
Ideal for full DDA applications



## 6 COMBINED DISABLED REFUGE AND OTHER SYSTEMS



### COMBINED SYSTEMS

Combining systems reduces control room space, cabling, installation costs etc. whilst simplifying operation and maintenance. Enabling the provision of practical, cost-efficient, BS compliant systems. Ideal for smaller buildings and complexes.



### POSSIBLE COMBINATIONS INCLUDE

Disabled refuge EVC, disabled toilet alarm, fire telephone and building alarms system. All systems are monitored from a single master station.

**All your monitoring in one place.**

### SINGLE FIRE PANEL SIZED ENCLOSURE

All control boards, PSUs, batteries etc. mounted inside the monitoring station. Only mains and outstations, alarms etc. required for a complete system.

**Saves money, installation costs, space etc.**



### MONITORING KITS

We also offer remote panel kits that can be built into panels, consoles and other enclosures.

**Add disabled toilets and other alarm monitoring to 3<sup>rd</sup> party systems.**









