



BIKE STORAGE

Asgard 
storage for life

bike sheds,
motorbike garages,
garden sheds,
worksheds &
toolsheds







about asgard

Asgard® Secure Steel Storage is a division of Flexiform Business Furniture Limited, a leading supplier of steel storage systems for over 40 years. Asgard® can draw on a wealth of metal fabrication experience with a long history of engineering and manufacturing excellence.

As a business Asgard® are ISO 14001 (environmentally approved) and 9001 (quality assured) accredited as well as UKAS accredited and 18001 registered. With an unrivaled reputation for quality and innovation you can be sure of our long term commitment to supplying quality products. Our extensive range of metal storage has been reviewed and tested by leading independent industry publications – many of our storage units are Police approved, Insurance approved and UK Locksmith approved. Our gas bottle storage is the only Calor gas approved system available. Asgard's® reputation is built on quality UK manufacturing – all of our products are designed and manufactured in Yorkshire, and are made from heavy, galvanised (weatherproof) steel, featuring integral metal floors*, vented roofs and high quality locking systems.

customer services

Help and advice is always at hand. Asgard® have a team of Yorkshire-based customer service operators available with help and advice for all of our products and services. We also operate an online Live Chat service for instant online advise.

We offer a free nationwide delivery service**, using our own installation teams for your convenience. All of our products are delivered by our own employees, on our own vehicles across the UK. Each of our sheds have been designed to be self-assembled with a minimum amount of tools, however a convenient installation service is available through our own fully trained installation teams. Installation can be carried out as part of the delivery service.

Customer Services Opening Hours

Call: 08456 580 730

Monday–Thursday: 8.30am–4.30pm

Friday: 8.30am–3.30pm, Weekend: Closed

Live Chat Opening Hours Monday–Friday: 10am–3pm

Email us: sales@asgardsss.co.uk



* Depending upon model

** Exclusions apply, remote areas may incur a charge

asgard features

WHY METAL AND NOT WOOD?

One of the most common questions Asgard® get asked is “why should I buy metal when it will just rust? Why should I not buy a cheaper, wooden shed?” All Asgard® sheds are made from thick, galvanised (weatherproof) steel and coated in a polyester powder coat paint. This combination of processes makes the steel not only weatherproof but exceptionally tough and durable. Asgard® use only zinc coated (rust resistant) screws for assembling our sheds, for a better quality fixing and long life.

WEIGHT

Good quality metal sheds are heavy. Asgard® sheds are made from thick steel and include an integral metal base**, so an Asgard® shed is **very** heavy! With weight comes quality and security, our sheds can weigh over 60 stone** so you can be sure of strength and security. You can choose to fix your unit to the floor using our (included) ground fixing kits, giving you the maximum security for your tools and equipment. On average our units are 5 times heavier than the equivalent sized product from other companies.

SECURITY

Our metal shed has a metal roof and metal doors. A wooden shed is weak in comparison and can be simply “kicked” in. An Asgard® unit has integral stiffeners, internal shoot bolts**, double-folded joints, hidden fixings, integral all-metal floors, pick-resistant locks and ground anchor points. Add to this our internal roof clips** and you really have the maximum security possible. Many Asgard® units have been approved by the UK Locksmiths Association or are LPCB rated to level 1 and Police approved (Secured by Design).

MAINTENANCE

Other than a periodic wipe down and lightly oiling the hinges, Asgard® units are virtually maintenance free. Unlike wooden sheds, no annual felting of the roof, repainting, rotten panels, leaks or doors blown off in the wind.

WARRANTY

All Asgard® storage are covered by a 10 year anti-perforation warranty*, giving you the confidence that your Asgard® unit will provide you with many years of secure storage. Please note handles are not covered in the warranty as they are designed to shear off in an attempted break in.



KEY FEATURES

- 01. Galvanised Steel** - made from tough, galvanised steel making all of our sheds secure and weatherproof.
- 02. Low Maintenance** - Asgard® all metal sheds require very little maintenance, giving years of trouble free storage.
- 03. 10 Year Warranty*** - supplied as standard.
- 04. No Exposed Screws** - no exposed external fixings or sharp edges making Asgard® sheds both secure and safe.
- 05. Easy Assembly** - simple step-by-step instructions for easy home assembly (an installation service is also available).
- 06. Pick-and-Drill Resistant Locks**** - fitted to most Asgard® storage units to provide the best possible security.
- 07. Unique Shed Ventilation** - a unique shed ventilation system helps maintain air flow inside even when the unit is locked, so minimises the build up of condensation inside the unit.
- 08. Accessories** - pre-drilled for a range of storage accessory packs including shelving, hooks, wooden subfloors and more.
- 09. Integral Metal Floor** - adds strength and stability to the units providing even more security.
- 10. Approved Storage** - Asgard® storage is UK Locksmith approved, Insurance approved, Police approved, and industry approved!*
- 11. Made in the UK** - designed and made right here in the UK.

*Excludes hinges (2 year warranty) and locks (12 months)

**Models may vary

Eleven.

MADE IN THE UK

Eight.

ACCESSORIES

Seven.

UNIQUE SHED VENTILATION

Three.

10 YEAR WARRANTY

Two.

LOW MAINTENANCE

Four.

NO EXPOSED SCREWS

Five.

EASY ASSEMBLY

Six.

Pick-and-drill
RESISTANT LOCKS

One.

GALVANISED STEEL

Nine.

INTEGRAL METAL
FLOOR

Ten.

APPROVED STORAGE





Alistair Brownlee MBE
Team GB Triathlete



tried and tested

Asgard® sheds are industry leaders, our sheds have been truly tried and tested by the public, professional athletes (including GB team cyclists Helen Scott, Ellinor Barker, Victoria Barnes (née Williamson), Ellie Dickinson, Laura and Jason Kenny!), cycling fanatics, industry magazines as well as leading national newspapers and TV series’.




HELEN SCOTT MBE
Annexe Bike Shed



ELINOR BARKER MBE
Centurion Bike Shed

All of our reviews are available on online (www.asgardsss.co.uk) on each product page, and a cover from purchase through to delivery and installation services. See the back of the brochure for full magazine reviews.





helmet, bike
pump, tyres,
maintenance
gear - all in my
bike shed



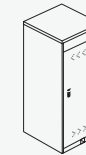
our bike sheds






Number of bikes stored is based on average bike size, please check your bike(s) will fit before purchasing a unit.

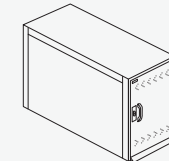
TWIN BIKE SHELTER

bike lockers






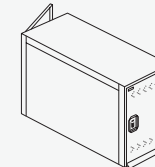
VERTICAL BIKE LOCKER

-  2ft x 3ft
-  Single Door
-  3-point locking system






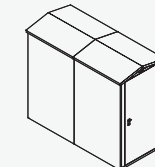
TWIN BIKE SHELTER

-  3ft x 6ft
-  Single door
-  3-point locking system






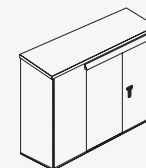
DOUBLE-ENDED SHELTER

-  3ft x 6ft
-  Double Door
-  3-point locking system






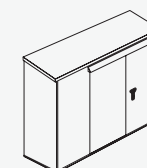
SENTRY

-  3ft x 7ft
-  Single Door
-  3-point locking system






ANNEXE

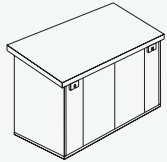
-  6ft x 3ft
-  Double Door
-  5-point locking system






ADDITION

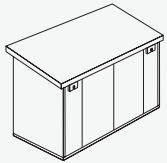
-  6ft x 3ft
-  Double Door
-  3-point locking system

bike lockers






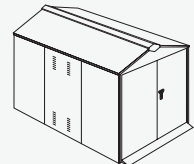
ACCESS PLUS

-  8ft x 4ft
-  Lid & Double door
-  3-point locking system






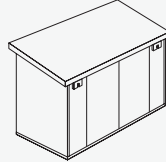
ACCESS E PLUS

-  8ft x 4ft
-  Lid & Double door
-  3-point locking system






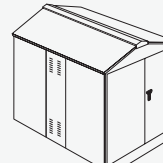
7 BIKE STORAGE

-  5ft x 11ft
-  Double door
-  5-point locking system






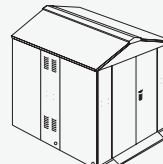
ACCESS

-  7ft x 4ft
-  Lid & Double door
-  3-point locking system






6 BIKE STORAGE

-  5ft x 9ft
-  Double door
-  5-point locking system



GLADIATOR CYCLE STORE

-  7ft x 9ft
-  Double door
-  5-point locking system



vertical bike locker - 2ft x 3ft - 1 bike

"At 132kg, you might need a crane to move it – the price includes delivery, and it's pre-built."
- Steve M



vertical bike locker.

The vertical bike locker stores your bike in the smallest of places, by storing the bike on the back wheel you use less floor space freeing up valuable garage or garden space. The entire locker bolts to the ground for increased security, and with the integral ventilation system condensation is kept to a minimum. Inside this thick weatherproof steel unit is an easy access guide ramp and a

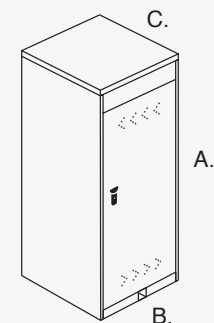
wheel retaining clamp. Simply open the heavy-duty door and push the bike into the wide guide rail. Your front wheel lifts over the wheel retaining hook and then drops into position clamping the bike wheel into place. It's that simple, your bike is now safely stored! For convenience, store your helmets and gear on the internal hooks, keeping all your riding gear safe and dry.



BIKEBIZ

"quality is superior to anything else."

- Jimbo



key features

BIKE LOCKER SECURITY

- 3-point locking system with pick-and-drill resistant lock
- Reinforced handle surround
- Multiple units bolt together
- Supplied with fixings to be bolted to the ground

BIKE LOCKER DESIGN

- Supplied with 2 kit hooks
- Integral wheel guide and loop
- Integral floor with space for cycling accessories

ASGARD® FEATURES

- Weatherproof construction made from strong, thick, galvanised steel
- Supplied with a 10 year warranty as standard
- Maintenance free with no repainting or rotting
- Internal fixings with no externally exposed fixtures, safe and secure
- Accessory packs available
- Green, brown or ivory finish

dimensions

UNIT DIMENSIONS

- A. Height: 1990mm (6ft 5")
- B. Width: 800mm (2ft 6")
- C. Depth: 1100mm (3ft 6")
- Weight: 132Kg (20.7 stone)

BASE DIMENSIONS

880mm x 1200mm

DOOR APERTURE

700mm x 1680mm

DOOR CLEARANCE 740mm

twin bike shelter - 3ft x 6ft - 2 bikes*

"Put £6000 of bikes in this for a whole year in my front garden. No-one even tried to break in. It looks bomb proof, zero rust, lock is a beast"

- Carlos



twin bike shelter.

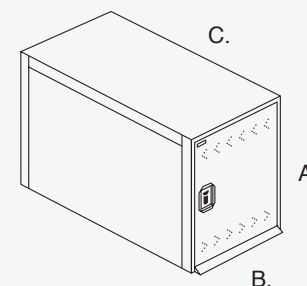
The 'Twin' bike storage unit is the perfect way of storing two bikes securely in a discreet manner. Designed as a space saving storage unit, the twin bike store is ideal for areas where space is restricted but bike security is still important. The twin bike shelter is accessed from the end so the width of the unit is kept to a minimum - ideal for use down the side of a house or flat. The twin bike shelter is suitable for adult or children's bikes and includes

2 kit hooks for storing your bags and helmet with your bike. The unit is made from tough galvanised (weatherproof) steel featuring a tough 3-point pick-and-drill resistant locking system. This shelter has been designed to be bolted to a concrete base, preventing any attempt to lift or carry the (15 stone) locker away. A stylish vented front allows air to flow inside and keeps condensation to a minimum.



"It's well manufactured, safe and strong, even with two bikes inside there's enough room for some power tools"

- Dave



key features

TWIN SHELTER SECURITY

- 3-point locking system with pick-and-drill resistant locks
- Supplied with fixings to be bolted to the ground
- Reinforced handle surround

TWIN SHELTER DESIGN

- Open interior space, no restriction on how to store your two bikes
- Large single door access
- Includes 2 bike hooks for helmets and bags
- Small and compact design

ASGARD® FEATURES

- Weatherproof construction made from strong, thick, galvanised steel
- Supplied with a 10 year warranty as standard
- Maintenance free with no repainting or rotting
- Internal fixings with no externally exposed fixtures, safe and secure
- Easy self assembly with instructions provided
- Installation service available
- Green, brown or ivory finish
- Accessory packs available

dimensions

UNIT DIMENSIONS

- A. Height: 1205mm (3ft 11")
- B. Width: 900mm (2ft 11")
- C. Depth: 1900mm (6ft 3")
- Weight: 99Kg (15.8 stone)

BASE DIMENSIONS

1000mm x 2000mm

DOOR APERTURE

1115mm x 800mm

DOOR CLEARANCE 850mm

Please note this unit has no base

double ended bike shelter - 3ft x 6ft

"We are very happy
with the bike shed"

-John



double-ended shelter.

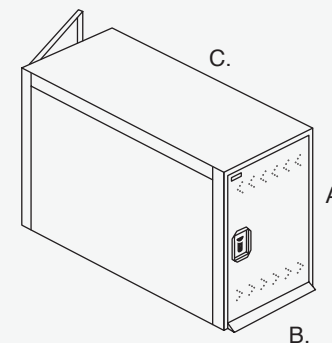
Our Double-Ended bike storage unit is the perfect way of storing two bikes separately in a discreet and secure manner within the same unit. Designed as a space saving storage unit, the Double-Ended shelter is ideal for areas where space is restricted but bike security is important. Unlike other bike stores, this bike shelter is accessed from both ends so the size of the unit is kept

to a minimum and is ideal for use down the side of a house or flat. The two independently locking doors (3-point, pick-resistant locks on each door), a tough steel internal division, and internal locking points ensures that two bikes can be secured totally independently of each other inside the same unit. Perfect for communal areas or shared accommodation.



“Ideal in the shared space of a subdivided house or block of flats, bridges the gap between the cut price domestic sheds and the more expensive commercial designs”

- A to B Magazine



key features

D. E. SHELTER SECURITY

- 3-point locking system with pick-and-drill resistant lock
- Each locker door locks independently
- Reinforced handle surround
- Additional internal cycling locking points for security
- Supplied with fixings to be bolted to the ground

D. E. SHELTER DESIGN

- Fits 2 bikes independently
- Multiple units bolt together
- Large doors for easy use
- Includes cycle hooks
- Right hand door opening

ASGARD® FEATURES

- Weatherproof construction made from strong, thick, galvanised steel
- Supplied with a 10 year warranty as standard
- Maintenance free with no repainting or rotting
- Internal fixings with no externally exposed fixtures, safe and secure
- Easy self assembly with instructions provided
- Installation service available
- Green, brown or ivory finish
- Accessory packs available

dimensions

UNIT DIMENSIONS

- A. Height: 1205mm (3ft 11")
- B. Width: 900mm (2ft 11")
- C. Depth: 2000mm (6ft 7")
- Weight: 152Kg (24 stone)

BASE DIMENSIONS

1000mm x 2200mm

DOOR APERTURE

1115mm x 800mm

DOOR CLEARANCE

850mm (each side)

Please note this unit has no base

sentry - 3 x 7ft



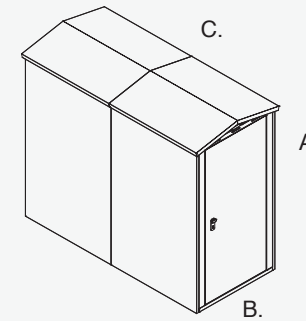
sentry bike shed.

If you have limited space available outside your house or flat, the 3ft x 7ft* Sentry Bike shed could be the shed for you! This ultra slim bike store will fit 2 bikes and all of your riding gear, in a safe and secure manner. At an impressive 140kg in weight, the Sentry Bike Shed features a tough 3-point locking system, with a pick-and-drill resistant locking system, integral metal floor, and internal steel deadbolts for maximum bike security.



The Sentry is a fully weatherproof (rust resistant, galvanised metal) bike storage shed, with a dual ventilation system for increased air flow inside the unit, keeping the contents of your bike shed dry by minimising condensation. This all metal, weather resistant bike shed has been designed to keep your bikes safe, secure and dry, no matter what the weather.

**approx. dimensions*



key features

SENTRY SECURITY

- Tough 3-point locking system
- Pick-and-drill resistant lock
- Integral full metal base with free fixings for securing the unit to the ground

SENTRY DESIGN

- Compact design suitable for small spaces
- Integral shed ventilation keeping equipment dry
- Green, grey or ivory finish
- Single door
- Space for optional bike rack

ASGARD® FEATURES

- Weatherproof construction made from strong, thick, galvanised steel
- Supplied with a 10 year warranty*
- Maintenance free with no repainting or rotting
- Internal fixings with no externally exposed fixtures, safe and secure
- Easy self assembly with instructions provided
- Installation service available
- Accessory packs available

dimensions

UNIT DIMENSIONS

- A. Height: 1930mm (6ft 4")
- B. Width: 1056mm (3ft 6")
- C. Depth: 2228mm (7ft 4")
- Weight: 145Kg (22.8 stone)

BASE DIMENSIONS

1200mm x 2400mm

DOOR APERTURE

1700mm x 740mm

DOOR CLEARANCE

790mm

addition.

The Addition bike store is a heavy-duty, all-metal bike shed providing secure outdoor storage of up to 3* adult cycles and all of your cycling equipment. Built from tough galvanised steel, this storage unit offers excellent bike security and is an ideal secure store for all of your high value mountain bikes and road bikes. To keep your bikes safe and dry, the Addition bike store features a

pick-and-drill resistant, 3-point locking system, an integral full metal floor and a vented roof. Packed with innovative features the Addition bike store has an integral rain guard to keep the strongest wind and rain out, along with large double door access for easy loading and unloading of your valuable bikes.



road.cc
pedal powered

bikeradar

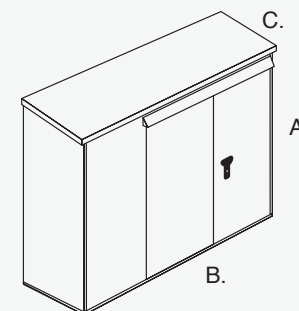
WHAT
MOUNTAIN
BIKE

CYCLING
PLUS

Cycling
WORLD

"Superb item, structurally sound and secure, really functional and looks great - is a pleasure to use. Top tip; get the full length shelf, its brilliant."

- Mr YT



key features

ADDITION SECURITY

- 3-point locking system with pick-and-drill resistant lock
- Integral full metal base with fixings for securing the unit to the ground

ADDITION DESIGN

- Wide double door access
- Door handing can be changed by the user
- Integral weather guard and shed ventilation keeps equipment dry
- Green, brown or ivory finish

ASGARD® FEATURES

- Weatherproof construction made from strong, thick, galvanised steel
- Supplied with a 10 year warranty as standard
- Maintenance free with no repainting or rotting
- Internal fixings with no externally exposed fixtures, safe and secure
- Easy self assembly with instructions provided
- Installation service available
- Accessory packs available

dimensions

UNIT DIMENSIONS

- A. Height: 1444mm (4ft 7")
- B. Width: 1832mm (6ft)
- C. Depth: 924mm (3ft)
- Weight: 103Kg (16.2 stone)

BASE DIMENSIONS

1990mm x 1100mm

DOOR APERTURE

1180mm x 1140mm

DOOR CLEARANCE 650mm

See back of
brochure for
reviews

"This shed was worth every penny, very good to assemble nice and strong if i had to buy one again this is the one for me."

- Marty

addition - 6ft x 3ft - 3 bikes*

annexe - 6ft x 3ft - 3 bikes*

"It is secure,
well-constructed
and does what it is
meant to do - well
worth the cost!"

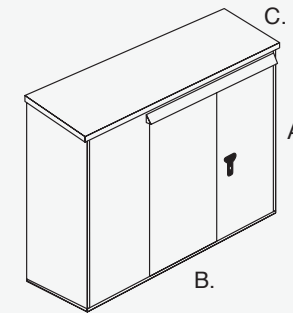
-Peter



annexe.

The Annexe high-security bike store is a Police approved, Loss Prevention Certification Board, and UK Locksmith approved secure unit suitable for high-risk areas or areas where your unit may be isolated. Maintaining the looks of the Addition bike store, the Annexe is even tougher with additional stiffeners, extra bolts, a 5-point locking system, a pick-and-drill resistant lock, rear lock

shroud and ground fixing bolts! This is the ultimate bike shed. The high security bike locker is made from tough weatherproof steel with a vented roof to reduce condensation and an additional rainguard to keep your bikes safe and dry. The large double door access can be handed by the user to suit a specific location.



See back of brochure for reviews

key features

ANNEXE SECURITY

- Police approved (Secured by Design accreditation)
- Level 1 LCPB approved
- Locksmith approved
- 5-point locking system with pick-and-drill resistant lock
- Integral full metal base with fixings for securing the unit to the ground
- Reinforced hinges, doors and panels

ANNEXE DESIGN

- User door handing option
- Integral weather guard and shed ventilation to reduce condensation

ASGARD® FEATURES

- Weatherproof construction made from strong, thick, galvanised steel
- Supplied with a 10 year warranty as standard
- Maintenance free with no repainting or rotting
- Internal fixings with no externally exposed fixtures, safe and secure
- Easy self assembly with instructions provided
- Installation service available
- Accessory packs available
- Green, brown or ivory finish

dimensions

UNIT DIMENSIONS

- A. Height: 1444mm (4ft 7")
- B. Width: 1832mm (6ft)
- C. Depth: 924mm (3ft)
- Weight: 138Kg (21.7 stone)

BASE DIMENSIONS

1990mm x 1100mm

DOOR APERTURE

1180mm x 1140mm

DOOR CLEARANCE 650mm



LPS 1175: Issue 05
Cert No. 596a/04

Secured by Design



Police Preferred Specification



Trusted and vetted

"Everything about this product was great and easy; asking questions via the website was easy and informative, booking the date for installation was done well, the product looks good and is secure. Good product and customer service."

- NikNak

The
Telegraph

road.cc
pedal powered

“Have had this shed for over 5 years now and it was an excellent purchase.”

- Cookie

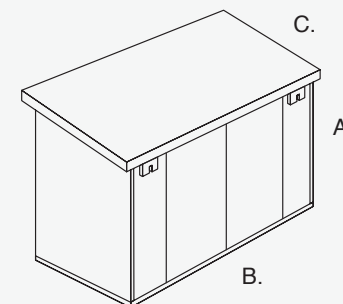
access - 7ft x 3ft - 4 bikes*



access.

A tough weatherproof all-metal storage unit designed to give you the easiest possible access to your bikes and riding equipment. The Access holds up to 4 bikes* which is accessible via two large reinforced doors and a gas-lift reinforced lid. This shed also features a full metal floor (can be bolted to the ground), a 3-point

locking system, and a hidden ventilation system which allows air flow inside to keep condensation to a minimum. The Access bike store was given 9/10 by Cycling Plus and given the "Editors Choice award" Countless other magazines regard this as "the best bike store on the market".



See back of brochure for a review

key features

ACCESS SECURITY

- Tough 3-point locking system
- Shrouded twin locking
- Designed for own padlocks (recommend level 8 disc lock)
- Integral full metal base with fixings for securing the unit to the ground

ACCESS DESIGN

- Double door access and gas lift up lid for easy access
- Unique ventilation system to reduce condensation
- Green, brown or ivory finish

ASGARD® FEATURES

- Weatherproof construction made from strong, thick, galvanised steel
- Supplied with a 10 year warranty as standard
- Maintenance free with no repainting or rotting
- Internal fixings with no externally exposed fixtures, safe and secure
- Easy self assembly with instructions provided
- Installation service available
- Accessory packs available

dimensions

UNIT DIMENSIONS

- A. Height: 1140mm (3ft 8")
- Lid open: 1960mm (6ft 5")
- B. Width: 2060mm (6ft 8")
- C. Depth: 1043mm (3ft 4")
- Weight: 114Kg (18 stone)

BASE DIMENSIONS

2200mm x 1150mm

DOOR APERTURE

1350mm

DOOR CLEARANCE

780mm

This unit requires 100mm at the rear for the lid to open.



CYCLING PLUS

"Short of using explosives I can't see anyway that someone is getting to my bikes".

- The Ride Journal

DESCENTWORLD



theguardian

"Best bike store on the market" - Editors Choice Award

- Cycling Plus

access plus - 8ft x 3ft - 4 x 29" bikes*

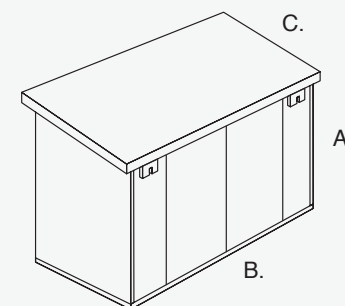
"Excellent
attack-proof
design"
- Radar



access plus.

29 inch bikes are becoming a common place amongst cyclists, however with a large wheel base storage can be an issue. The Access Plus allows you to store larger bikes (29ers) with all your riding equipment and have room to spare! The Access Plus is a tough all-metal storage unit designed to give you the easiest possible access to your bikes and riding equipment via two large reinforced doors and a gas-lift reinforced lid.

Manufactured from heavy gauge galvanised steel, the Access Plus offers both security and reliability. This weatherproof shed is designed to hold up to 4x 29" bikes* and features a full metal floor (can be bolted to the ground), a 3-point locking system (shrouded padlock system with internal steel deadbolts on the doors), and a hidden ventilation system allows air flow inside, designed to keep condensation to a minimum.



key features

ACCESS PLUS SECURITY

- Tough 3-point locking system
- Shrouded twin lock
- Integral full metal base with fixings for securing the unit to the ground
- Designed for own padlocks (recommend level 8 disc lock)

ACCESS PLUS DESIGN

- Double door access and gas lift up lid for easy access
- Unique ventilation system to reduce condensation
- Green, brown or ivory finish
- Suitable for 29" bikes

ASGARD® FEATURES

- Weatherproof construction made from strong, thick, galvanised steel
- Supplied with a 10 year warranty as standard
- Maintenance free with no repainting or rotting
- Internal fixings with no externally exposed fixtures, safe and secure
- Easy self assembly with instructions provided
- Installation service available
- Accessory packs available

dimensions

UNIT DIMENSIONS

- A. Height: 1140mm (3ft 8")
- Lid open: 1960mm (6ft 5")
- B. Width: 2306mm (7ft 7")
- C. Depth: 1043mm (3ft 4")
- Weight: 122Kg (19.2 stone)

BASE DIMENSIONS

2450mm x 1150mm

DOOR APERTURE

1600mm

DOOR CLEARANCE

870mm

This unit requires 100mm at the rear for the lid to open.



"We wouldn't hesitate in recommending for keeping your pride and joy inside"

- Decent World


access plus - 8ft x 3ft - 4 x 29" bikes* - NEW



access e plus.

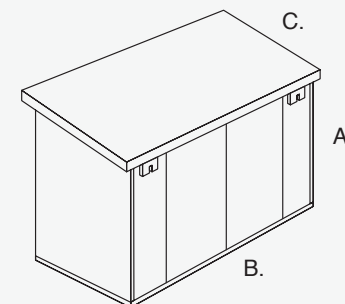
The Access E Plus is a large all metal storage shed designed to protect and recharge your electric bike. Made from weatherproof steel, weighing over 19 stone, and coming with a whole host of security features to protect your high value electric bike; this storage unit will ensure your peace of mind when storing your electric hybrid bike outside of the home. The Access E comes with 2 mounting plates for electric sockets (not provided) to

recharge your bike whilst being securely locked up. Cable access holes with rubber grommets are located at the base of the unit, allowing you to charge your bikes with the shed firmly locked and secure. The Access E Plus contains all the same high-quality security features as it's sister products Access Plus and Access which won it "Editors Choice award" by Cycling Plus magazine.



"This is amazing - I got the prototype and its a great way to store my 2 "E" bikes."

- Toby



key features

ACCESS E PLUS SECURITY

- Tough 3-point locking system
- Shrouded twin lock
- Integral full metal base with fixings for securing the unit to the ground
- Designed for own padlocks (recommend level 8 disc lock)

ACCESS PLUS DESIGN

- Double door access and gas lift up lid for easy access
- Unique ventilation system to reduce condensation
- Suitable for electric bikes
- Electric mounting plate* for adding power to your unit

ASGARD® FEATURES

- Weatherproof construction made from strong, thick, galvanised steel
- Supplied with a 10 year warranty as standard
- Maintenance free with no repainting or rotting
- Internal fixings with no externally exposed fixtures, safe and secure
- Easy self assembly with instructions provided
- Installation service available
- Accessory packs available
- Green, brown or ivory finish

dimensions

UNIT DIMENSIONS

- A. Height: 1140mm (3ft 8")
- Lid open: 1960mm (6ft 5")
- B. Width: 2306mm (7ft 7")
- C. Depth: 1043mm (3ft 4")
- Weight: 122Kg (19.2 stone)

BASE DIMENSIONS

2450mm x 1150mm

DOOR APERTURE

1600mm

DOOR CLEARANCE

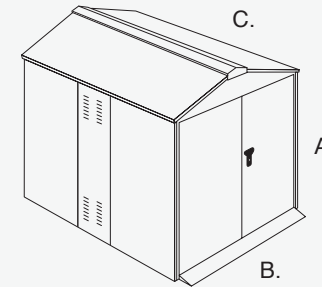
870mm

*This unit requires 100mm at the rear for the lid to open.
Electrics not included, requires qualified electrician

cycle store

Our Police approved (Secured by Design) extra-large cycle shed is a supremely tough secure bike shed for your most valuable bikes and cycling equipment. This bike storage and maintenance shed is built from heavy-duty galvanised steel panels, integral metal floor, and excellent double door access making the Asgard® 6 bike* store perfect for keeping all of your bikes and riding gear together. A ventilated roof design keeps condensation to a

minimum, ensuring your riding gear is safe and dry whatever the weather. The pick-and-drill resistant lock, dead bolts, integral floor, welded hinges, and internal fixings all go together to make this unit Police, UK Locksmith and LPCB approved. This package includes all the accessories you need; a ramp, a shelf, electric socket plate and storage hooks.



key features

CYCLE STORE SECURITY

- Police approved (Secured by Design accreditation)
- Level 1 LCPB approved
- Locksmith approved
- 5-point locking system with pick-and-drill resistant locks
- Integral full metal base with fixings for securing the unit to the ground
- Reinforced doors, panels and hinges for security

CYCLE STORE DESIGN

- Wide double door access
- Ventilated roof & mid panels
- Includes access ramp, 10 hooks, 1 shelf, subfloor and electric mounting plate*

ASGARD® FEATURES

- Weatherproof construction made from strong, thick, galvanised steel
- Supplied with a 10 year warranty as standard
- Maintenance free with no repainting or rotting
- Internal fixings with no externally exposed fixtures, safe and secure
- Easy self assembly with instructions provided
- Installation service available
- Accessory packs available
- Green, brown or ivory finish



Secured by Design



“Worth the money - 3 weeks after installing this shed we had a break in into our wooden shed with some tools stolen, they tried getting into this one with a crow bar in two places, barely a scratch on the door and they did not succeed. Kept £3k worth of bikes safe.”

- JP

Cycling
WEEKLY

Singletrack

dimensions

UNIT DIMENSIONS

- A. Height: 2032mm (6ft 7")
- B. Width: 1580mm (5ft 2")
- C. Depth: 2740mm (9ft)
- Weight: 294Kg (46.4 stone)

BASE DIMENSIONS

1730mm x 3215mm

DOOR APERTURE

1690mm x 1420mm

DOOR CLEARANCE 760mm

*Electrics not included, requires qualified electrician

"I've had this bike safe for around 6 years now ... there is no sign of wear, rust, no dropped hinges - everything is as it was when I bought it."

- Slimlad



6 cycle store - 5ft x 9ft - 6 bikes*

cycle store plus

This Police approved (Secured by Design) unit is designed to offer secure storage for your most valuable bikes and cycling accessories. Made from our tough galvanised (weatherproof) steel panels and featuring a ventilation system to reduce condensation, this shed give you the ultimate in bike storage. The Cycle Store Plus includes electric socket mounting plates, hooks, integral metal floor and a useful maintenance equipment shelf.

Your bikes are safe behind the pick-and-drill resistant 5-point locking system, yet easily accessible through the large double door access. This extra-large storage shed is perfect for keeping all of your bikes (stores up to 7 bikes) and equipment together. The extra space inside can be used to carry out essential cycle maintenance, keeping you and your prized bikes sheltered from the bad weather.



LPS 1175: Issue 07
Cert No. 596b/01

Secured by Design



Police Preferred Specification



Trusted and vetted

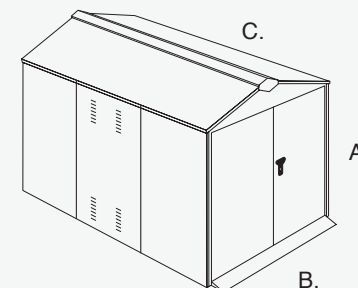
“So much stronger and robust than any wooden alternative..”

- CycloSPORT

Cycling
WEEKLY

Singletrack

See back of brochure for a review



key features

CYCLE STORE SECURITY

- Police approved (Secured by Design accreditation)
- Level 1 LCPB approved
- Locksmith approved
- 5-point locking system with pick-and-drill resistant locks
- Integral full metal base with fixings for securing the unit to the ground
- Reinforced doors, panels and hinges for extra security

CYCLE STORE DESIGN

- Wide double door access
- Ventilated mid panels & roof
- Includes access ramp, 10 hooks, 1 shelf, subfloor and electric mounting plate*

ASGARD® FEATURES

- Weatherproof construction made from strong, thick, galvanised steel
- Supplied with a 10 year warranty as standard
- Maintenance free with no repainting or rotting
- Internal fixings with no externally exposed fixtures, safe and secure
- Easy self assembly with instructions provided
- Installation service available
- Accessory packs available
- Green, brown or ivory finish

dimensions

UNIT DIMENSIONS

- A. Height: 2032mm (6ft 7")
- B. Width: 1524mm (5ft)
- C. Depth: 3330mm (10ft 11")
- Weight: 334Kg (52.5 stone)

BASE DIMENSIONS

1730mm x 3790mm

DOOR APERTURE

1690mm x 1420mm

DOOR CLEARANCE 760mm

*Electrics not included, requires qualified electrician

"Quality is superb,
delivery on time and
speed of build was
amazing"
- S Brown

7 cycle store - 5ft x 11ft - 7 bikes*



gladiator cycle - 7ft x 9ft - 6 x bikes*

"I can sleep easy at night knowing my gear is nice and safe. Well done Asgard."

- Gabe



gladiator cycle store.

The Asgard® Gladiator Cycle Store is the widest and most spacious cycle store yet. This Police (Secured by Design), UK Locksmith and LPCB approved shed is manufactured from thick galvanised (weatherproof) steel, making it's one of the safest and most comfortable ways to securely store your valuable bikes and cycling accessories. With a 5-point pick-and-drill resistant locking system and heavy-gauge steel sees the Gladiator Cycle Store

weighing in at an incredible 441kg (69.6 stone). The Gladiator Cycle Store is wider than all previous Asgard® Cycle Stores, measuring at 2.2m wide and featuring double door access. This extra space means you can comfortably maneuver around inside and effortlessly get up to 6 bikes* in and out. This bike shed also comes with an integral metal base which can then be bolted to the ground for even more security.



Secured by Design



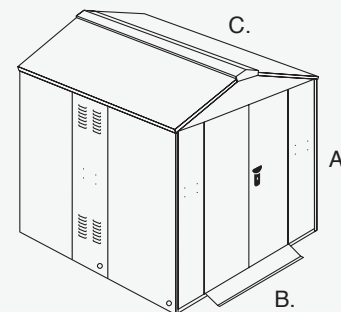
Police Preferred Specification



Trusted and vetted

"It is so good we purchased another...very secure and robust. I would highly recommend these products"

- Bigfoot



key features

GLADIATOR C. SECURITY

- Police Approved (Secured by Design accreditation)
- Level 1 LCPB approved
- UK Locksmith approved
- Secure 5-point locking system
- Pick-and-drill resistant lock
- Reinforced panels, hinges and doors
- Integral full metal base with fixings for securing the unit to the ground

GLADIATOR C. DESIGN

- Double door access
- Ventilated middle panels to reduce condensation
- Includes subfloor, 2 shelves, 10 hooks, electric mounting plate* and bike rack (4 bikes)

ASGARD® FEATURES

- Weatherproof construction made from strong, thick, galvanised steel
- Supplied with a 10 year warranty as standard
- Maintenance free with no repainting or rotting
- Internal fixings with no externally exposed fixtures, safe and secure
- Easy self assembly with instructions provided
- Installation service available
- Green, brown or ivory finish
- Accessory packs available

dimensions

UNIT DIMENSIONS

- A. Height: 2074mm (6ft 8")
- B. Width: 2258mm (7ft 4")
- C. Depth: 2726mm (8ft 11")
- Weight: 441Kg (69.6 stone)

BASE DIMENSIONS

2410mm x 3100mm

DOOR APERTURE

1690mm x 1420mm

DOOR CLEARANCE 760mm

*Electrics not included, requires qualified electrician

accessories.



SHELVES

Our easy fit shelf kits, work by screwing into pre-drilled holes (additional screws and instructions are provided in the shelf kit). The shelf packs are a great way of storing dangerous tools or heavy equipment off the floor and free up valuable floor space. They are also great for organising your possessions into easy to find places. The shelf packs are made from the same strong galvanized steel as the metal sheds, ensuring they are weatherproof and long lasting. Our shelf packs are manufactured in the same great choice of colours to match your Asgard® shed. The shelves are also supplied with a free 10 year warranty as standard.

Pack Size: Available as individually, packs or part of bundles.

Colours: Green, ivory and brown.

Size: Various depending on unit.



HOOKS

Get the most out of your Asgard with a hook pack. The universal hooks are produced from the same thick galvanized as the Asgard® metal sheds, which gives you durable and long lasting storage. They are ideal for hanging heavy objects out of the reach of children or for keeping delicate equipment off the floor. The screw hole is pre-drilled for you, making the installation of the hooks effortless. The hooks are supplied in a choice of colours and sold in packs of 5 or 10. Our hook packs have a 10 year warranty as standard.

Pack Size: Packs of 5, 10 or part of bundles.

Colours: Green, ivory and brown.

Size: 135mm (h) x 40mm (d) x 40mm (w)
Internal depth is 35mm. Front lip is 29mm high.



EYELETS

The eyelets are small and mighty and can be used with a plethora of bike chains and bungee cords. The eyelets are produced from the same heavy-duty, weatherproof steel as the Asgard® metal shed collection. Numerous pre-drilled locations, the eyelets can be installed at multiple height levels making them even easier and tidier to use. All the necessary screws for the eyelets are supplied as standard and all the holes are pre-drilled to make sure that installation is a breeze. The eyelets are manufactured in a choice of colours (Green, Brown and Ivory) and are sold in packs of 10 with a 10 year warranty.

Pack Size: Packs of 10 or part of bundles.

Colours: Green, ivory and brown.

Size: 60mm (h) x 34mm (w)




RAMP

The universal shed ramp is a tough, metal ramp that will fit most Asgard® sheds. This heavy-duty ramp helps you to load heavy items into your Asgard® shed with ease, making maneuvering heavy and bulky items in and out of your shed effortless. The ramps are easy to install, simply slide the ramp under the shed and the weight of the unit will hold it in place, allowing the door to close over the top. The ramps are made from the same tough weatherproof steel as the units, for long lasting durability. You can choose a colour from our range to match your shed. The universal ramps are sold individually with a 10 year warranty.

Pack Size: Available individually or part of bundles.

Colours: Green, ivory and brown.

Size: 200mm (d) x 1350mm (w)



WOODEN SUBFLOOR

All Asgard® steel sheds are built with a tough internal galvanised metal base, but no matter how careful you are, general day to day use may scratch the finish of your Asgard® shed floor. To keep your shed protected and in superb condition, we have created our wooden subfloor packs. These protective wooden floors not only protect the finish they also help to reduce noise inside the storage unit. The floor simply drops into place over the integral metal floor, so fitting is easy with no tools required! Each subfloor pack is pre-cut to the exact size to fit your unit.

Pack Size: Available individually or part of bundles.

Colours: Natural

Size: Various to fit unit.



TOOL RAIL

Tool rails are available for a selection of Asgard® garden sheds. Our tool rails have been designed to give you even more storage space and allow you to organise your gardening tools in a neat and tidy manner. Our tool rails are made from the same strong, galvanised steel as our units, giving you unbeatable strength. They are also available in a choice of colours to match your Asgard® shed. As with all of our metal shed accessories, our tool rails are very easy and simple to fit with pre-drilled holes and all the screws provided.

Pack Size: Available individually or part of bundles.

Colours: Green, ivory and brown.

Size: Various sizes available depending on unit.

accessories.



BIKE STAND (SOLD INDIVIDUALLY)

With pre-drilled holes, installing these 2 bike stands couldn't be simpler. With the use of a socket wrench and drill, these bike stands install quickly and easily with minimal effort. They are only available in the one colour (as seen in the images) and come provided with all necessary nuts and bolts for fitting.

Pack Size: 1

Colours: Grey

Size: To fit width of compatible unit



BIKE RACK (4 OR 6 BIKES)

The bike rack is made from tough, galvanised (weatherproof) steel - made from 18 gauge steel (1.2mm). This retrofit bike rack will hold up to 6 bikes inside your Asgard® Gladiator bike shed or 4 in your Centurion bike shed. Designed as a customer fit, this rack will fit into your Asgard® shed in minutes* using only minimal tools. Fitting this Bike rack couldn't be easier. Select where you want the wheel holders to be situated, use the supplied nuts and bolts to secure the wheel holders to the back plate. Then simply remove 3 existing screws from your shed, line up the holes on your new Asgard® bike rack, and refit. Now you have a full bike rack inside your shed.

Pack Size: 2

Colours: Green, ivory and brown.

Size: To fit width of compatible unit



METAL BIKE RACK (1 BIKE)

Made from heavy-duty, galvanised steel this bike rack will fit into any* Asgard® shed. With this simple retrofit pack you can turn any* Asgard® garden shed into a secure bike storage shed. Designed to be a home fit, the heavy-duty rack can be fitted into your Asgard® shed in minutes* - using only a screwdriver. Simply choose the position where you would like to hang your bike (varies depending on shed model) unscrew existing fittings and fix the rack – simple.

* Fits the Trojan Plus, Centurion, The Gladiator and selected Flexistore sheds only.

Pack Size: 1 Metal Bike Rack

Colours: Green, ivory and brown.

Size: 580mm (h) x 284mm (d)



GROUND ANCHOR

Ground anchors offer the best in bike and motorcycle security. These ground anchors are tough, hardened metal covers or loops are bolted to the ground for maximum resistance against theft. Ground anchors can be used in all of our bike sheds for even more security. Simply drilling through the integral shed base and fixing the anchor into a 100mm deep base - please read the instructions supplied with your anchor and shed for full details. Many of our ground anchors are sold secure rated (and approved by insurance companies) - suitable for cycles or motorbike users.

Pack Size: 1
Colours: N/a
Size: N/a



LOCKS

With a stainless steel body and exceptional design, the Stainless Steel High Security Disc Padlock combines corrosion resistance and high security. This level 8 rated lock is suitable for our Access and Access plus garden and bike sheds. When the disc padlock is in the locked position, the distinctive shape offers protection to the shackle from most forms of attack. This low cost anti-theft device is ideal to keep your shed locked safe and secure, giving you the high security protection you need. With a useful Keyed Alike feature - 2 padlocks operate with the same key offering a convenient solution where the padlocks on multiple doors can be secured with only one key thereby eliminating the need to carry more than one key.

Pack Size: Pack of 2
Colours: Stainless Steel
Size: One size

from the pros...



CYCLING PLUS

REVIEWING THE ADDITION BIKE SHED

Cycling Plus magazine rated our store 9/10 and wrote, "The best bike storage we've seen by a long way. Storage is always a problem for cyclists. Our bikes are often the second most valuable items we own after the car – sometimes they're worth a lot more – so we tend to bring them into the house. But bikes just aren't designed for leaning up in hallways or stuffing under beds. So if you're fed up tripping over your bike around the house and want to keep it and all the other mucky cleaning, tweaking and riding paraphernalia outside the house where it won't get nicked – one of Asgard's bike stores could be what you're after."

Ealing Cycling News

REVIEWING THE ADDITION BIKE SHED

'First impressions are good, the unit really does fit 3 bikes as the photographs show the shelving unit makes a big difference to store the usual stuff. The unit feels rock solid and very secure and the lock should be enough to deter most people. The model up allows you to add your own padlock. The whole thing can be secured further by using ground bolts and there are optional ground anchors too...'. "I prefer this over the Trimetal model, the shelving and hooks are a nice touch and not being top opening means you can store things on top of it.'

David Eales

MOTOR CYCLE M O N T H L Y

REVIEWING THE CENTURION

It's big, expensive and tough - but it can also get bigger with a series of extension packs. Ideal if you're a collector or someone with a large tourer. It's the only bike shed that is UK locksmith approved and - better still - the size and weight means that if you have your bike stored in this overnight, your insurers class it as 'garaged'.



The Telegraph

Cycling WEEKLY

REVIEWING THE ANNEXE

'This is a beast of a bike shed. Comes in green or ivory it can store three bikes (including, and I've tried, bikes with baskets), plus helmets, shoes and all other cycling paraphernalia. The shed is made from thick galvanised steel panels (11 in total), more than 150 screws, brackets and fixing devices and has a heavy-duty integral metal, 5-point locking system; the main lock is a Euro cylinder which is claimed to be pick-and-drill resistant. It needs around 2 square meters of outdoor space and a flat, concrete surface to sit on. Asgard can construct it for you - but if you try it yourself you will need a powerdriver screwdriver and a friend to help.

road.cc
pedal powered

REVIEWING THE ANNEXE BIKE SHED

'It is as solid as it looks. It's made from 1.2mm thick galvanised steel panels and weighs an impressive 103kg. It's not going anywhere easily, and for further security the metal base can be bolted to the floor. There's a three-point locking system, and the main lock is a Euro cylinder claimed to be pick-and-drill resistant. It arrived flat packed on the back of a lorry. There's quite a few pieces, and the biggest bag of bolts I've ever seen in my life. Fortunately my fear at constructing it proved unfounded, the instructions are easy to follow and it goes up easily in a short space of time.'

REVIEWING THE ANNEXE BIKE STORAGE

'We were really impressed with the Asgard Annexe we featured in the February 24 issue with its room for up to three bikes. But knowing you lot as well as we do, we also know that most will own more than three bikes (don't worry your secret is safe with us!). Which got us to thinking about what we would do if we wanted to store more. Enter the Asgard storage garage... With a floor area measuring five foot by nine, it'll hold quite a few more than three bikes. In fact it's almost high enough to stand in and can be fitted with a hook rail and shelf so there are several options when it comes to storing bike stuff in it.'



REVIEWING THE ANNEXE

'Its credentials looked good on paper: 5-point locking system, with reinforced doors, panels and hinges etc.. In addition and it has received LPCB approval. We wanted to test out how strong it was and how much of a beating it would take. As a result we decided to give the Annexe a going over with a hammer, crank and screwdriver (basic tools in a bike thief's armoury) to see what it could withstand. You can check out how we, and the Annexe, got on in our video. Conclusion: It is green, made of steel, heavy-duty and can withstand a proper pounding. We know because we tried to give it one!'





RiDE

MOTORCYCLE SPORT & LEISURE

REVIEWING THE MOTORCYLCE

'Spending £1300 on a metal garage is a serious decision, especially when the same amount of money could buy one hell of a wooden shed. But after a few months using this Asgard garage I've been converted. If security is an issue then this could be the answer. Secure locks give the doors a sturdy feel, and steel sides and roof would defeat all but the most serious of tools. The interior has a plug socket and vents so wet bikes can dry and there's a shelf for your helmet. It's designed for one bike but you could squeeze two bikes in. It only takes up minimal room, but needs a concrete or slab base.'

REVIEWING THE MOTORCYCLE PLUS

'Asgard is a company based in Bradford, that makes high quality, steel sheds and garages in all kinds of sizes. I've got a couple of mates who have on it its units and so I've seen the quality first hand. The Motorcycle-Plus unit looked perfect for me – big enough (5ft wide x 10ft 9in deep x 6ft 7in tall) for two bikes, counts as a garage for insurance purposes (and is a darn sight more secure than most up-and-over garage doors), but needs no planning permission. At £1199, it's a lot cheaper than building a garage too.'



REVIEWING THE MOTORCYCLE GARAGE

'The Asgard Motorcycle Garage was put through rigorous testing by the UKLA to analyse the overall security and build quality. From delivery through to self assembly. The UKLA did it all. We are happy to report the Asgard motorcycle garage did pretty well indeed!! The Asgard motorcycle garage has been designed and manufactured here in the UK (Yorkshire) to the highest standards and represents the best in home grown UK engineering and manufacturing. Made from fully galvanised steel, this weatherproof motorcycle garage features a drill and pick resistant lock, a fantastic 5 point locking system and dead bolts!'



Singletrack

mountain bike magazine

REVIEWING THE CYCLE STORAGE X 8

“The level of detail included in the build is impressive and it comes with everything you need, though it must be sited on either concrete foundation or solid patio, The lock on the door is a triple point contact system using Yale-style cylinder keys. You can also buy a wireless infra-red alarm from Asgard, and if anyone were to try and break in, the fact is essentially a huge steel drum means they at least won't be able to do it in silence. Overall if you are a typical domestic male you will be in shed heaven with the Asgard. The level of security it offers is second only to a well- padlocked shipping container.”



DESCENT WORLD

REVIEWING THE ACCESS BIKE STORAGE

“Usability of the unit is top notch. Access is gained through large double front doors as well as the whole roof of the unit lifting up making getting bikes in and out a breeze. The inside itself is particularly spacious, initial concerns that 4 bikes was a little optimistic proved unfounded with 4 bikes fitting with ease along with my strimmer and tool boxes!...” “For those of you used to having your bikes inside your house will of course be concerned about protection from the elements. No concerns here, all access points are well shielded from the elements and the galvanised steel construction should give great protection over time.”



Asgard Steel Storage
1392 Leeds Road, Bradford, BD3 7AE

08456 580 730

Order Online: www.asgardsss.co.uk

