



Silver Duke of Edinburgh's Award

2020 Information Pack

Dear Bennett Parent,

Silver Duke of Edinburgh's Award Programme

We are delighted to offer all Year 10 and 11 students the opportunity to enrol on the largest youth award programme in the world.

Enrolment, training and expedition cost:	Walking Expeditions	£140.00
	Canoeing Expeditions	£325.00

The training and expedition sections will involve a minimum of five nights away.

The fee includes the enrolment on the Award, all training, practice and qualifying expeditions. Where required, the fee includes the hire of Canoes and qualified expedition supervisors. Enrolment on the Award is direct with Duke of Edinburgh's Award South East regional office at Windsor as we are a Direct Licenced Centre.

The Award

The Duke of Edinburgh's Award Scheme awards young people for their commitment to volunteering their time to help others in the community, to learn or develop a life skill and keeping fit by engaging in a physical activity. Complete the Award by successfully undertaking an assessed three-day walking and camping expedition in open country. A relevant training day and a three-day practice walking and camping expedition precede this expedition.

The Award in brief – Silver; Year 10/11.

Volunteering	Physical	Skills	Expedition
1 hour/ week for 6 months	1 hour/ week for 3 months*	1 hour/ week for 3 months*	Attend a two day, 1 night training event. Plan, train for and complete a 3-day & 2 night practice and qualifying expedition.
*All participants must undertake a further 3 months in the either the Physical or Skills section. Direct entrants must undertake an additional 6 months in either the Volunteering or the longer of the Physical or Skill section.			

By enrolling promptly all sectional activities can be completed early in year 11, allowing an early start on the gold award, as soon as the participant reaches their 16th birthday.

Attending the qualifying expedition is conditional on having completed all three sectional activities.

Your child's involvement with the three activities (volunteering, skill and physical) can start once we have received their enrolment form and minimum payment.

You may enrol on the Silver level of the Award as soon as you have completed one activity section at Bronze. This allows you to continue with an activity and for that activity to count towards the achievement of an Award. If you have not enrolled on Bronze, you can enrol on Silver as a direct entrant at any time during year 10 and commence activities.

Understanding the Time Requirement.

It is important to understand the time requirement for the section activities. Six or twelve months must be undertaken at a minimum of 1 hour per week. If attendance for a week, or more, is missed due to holiday or because the activity is seasonal then additional weeks must be added. Six months would therefore be 26 attendances of at least 1 hour a week over at least a six-month period.

There is no requirement to have completed the Bronze Award to enrol on Silver. Direct enrolment at Silver is welcome.

Training and Support

Training and support towards achieving the Award, in particular the practice expedition planning, will take place once a week during lunch hour. Participants (as whole teams) should attend from 12:45 to 1:30. Planning will take place in room C1.

Expedition teams will be required to attend one planning session a week, choosing Monday, Wednesday or Thursday as space and numbers allow.

It is important to attend weekly in order to proceed to the Expedition section of the Award.

Training sessions are suspended during exam periods and study leave.

After enrolment, your child will receive a Silver Award pack; this contains a lot of additional information and a helpful card for their sectional Assessors to guide them with their assessing duties. Once your child has completed a section, they will need to arrange for their Assessor to complete the report card with details of the activity undertaken, this will need to be scanned then uploaded onto their personal eDofE account. Alternatively, an Assessor can load a report online through eDofE, and this report will come to me for verifying. All the Assessor needs to do this is to have your child's ID number (issued at enrolment) and internet access.

eDofE account activation and training will be ongoing.

Parental support

I am sure you will wish to support your child with their on-going commitments. The sectional activities are participant led and a comprehensive list of valid activities is on the D of E website, I suggest you look at www.dofe.org. We will be looking at activity examples during school training.

Participants will need your support with transport, vetting organisations or clubs, and general 'keep going' chats as they undertake their commitment over a long period of time.

Progression of the Award Programme at Bennett Memorial School:

May-Oct 2019		Sept-Dec	Jan-March 2020	April-July		Sept
Enrolment, Start sectional activities	Activity reviews, Hand out Award packs	Class based training	Expedition planning & practical training. Complete 3mth activity.	Complete 6-month activities.	Training & practice expedition	Assessed expedition, Venture project, Presentations, Silver Awards Issued

Walking Expeditions. 2020 Calendar of Compulsory Events

Monday 29 th June	Silver Training	Adamswell Campsite
Tuesday 30 th June to Thursday 2 nd July	Silver Practice Expedition	Weald and Ashdown Forest
Monday 6 th July (9am-12 noon) <u>OR</u>	Silver Expedition Planning	School, Class C1
Tuesday 7 th July (9am-12 noon)	Silver Expedition Planning	School, Class C1
Thursday 27 th August (9am-12 noon)	Silver Preparation Day	School, Class C1
Friday 28 th to Sunday 30 th August	Silver Assessed Expedition	South Downs National Park.

Canoe Expeditions. 2020 Calendar of Compulsory Events

Monday 29 th June	Silver Training	Adamswell Campsite
------------------------------	-----------------	--------------------

Dates for the practice and assessed expeditions by canoe will be finalised as soon as sufficient participants have enrolled on the Silver canoe option.

The practice will be on the River Thames and the Assessed on the Norfolk Broads between the Silver training and the end of July 2020.

Minimum number for this to proceed is 8 participants.

Enrolment Deadline

We encourage students to enrol as soon as possible during year 10. Activities can be ongoing from the Bronze Award. Therefore, activities can be completed well before the lead up to GCSE examinations.

Expeditions take place after GCSE examinations have finished.

Please ensure you complete all three Bronze activity sections and upload assessor reports. A Silver activity section cannot start until the corresponding Bronze section is completed.

There is no cap on numbers undertaking their expeditions on foot or in canoe.
Fewer than 8 will unfortunately make the canoe expedition unviable.

How to Enrol

To enrol on the Silver Award please complete the attached enrolment and permission form. Log into ParentPay and select 'Silver DofE 2020.'

This account will accept a one off payment of £140.00. Payment by instalments can be arranged. Please email me for further details.

The DofE programme is hugely supported by Bennett Memorial staff. However, due to the expected numbers we will need parent support on the Training day and on Expeditions in Supervisory roles to ensure the safety and wellbeing of the participants. If you would like to become involved as an Expedition Supervisor or an Assessor, then please contact me. For every two teams on practice and assessed expeditions we must have a minimum of one trained Supervisor. Assessors can only assess a maximum of two teams.

Supervisor and Assessor Training will be delivered by the Duke of Edinburgh South East office either at Bennett Memorial or locally. This is a one-day course. The Expedition Supervisor certificate is transferable to other units and is valid for five years.

Introduction to the Award.

This pack is designed for Silver D of E Participants in order to inform you of all you need to know in preparation and support of the Silver Award and in particular the expeditions in 2020.

The Award

The Silver Award at Bennett Memorial School has had a tremendous response with more students enrolling each year.

The minimum period in which you can complete the Silver Award is 6 months. The Silver Award Programme has been offered so you can complete the Award while in year 11, and continue with your activities enabling an early start and completion at the gold level.

You actually have until you are 25 years old to complete the Award.

Please note that the residential training and expeditions take part after the GCSE Examinations and will not impact on your studying.

Volunteering Section

Please be aware that you cannot volunteer for a commercial organisation, for instance a Vet or local shop. The Duke of Edinburgh Award take the view that you are possibly taking a paid position. Volunteering should, where possible, be for a charity. If in doubt, ask me. It would be a shame to spend 6 months volunteering for an organisation to find that it would be disallowed.

Skills Section

If you are completing a 'skill' that requires evidence such as, cooking, photography, art, sports appreciation or learning about a charity or trade, then you must provide evidence of the activity. Parents cannot sign off an activity as an Assessor. I will write the Assessor report, let me have a file of photos or project work from the activity. Keep a log of what you have done, times and dates. All of the supporting evidence can be uploaded to your eDofE account.

Physical Section

Most sporting activities are included in this section, if in doubt please ask as there are some 'sports' which are actually listed under skills, for instance shooting is listed as 'Marksmanship.'

e-DofE

All participants have an online eDofE account. Please keep this up to date with activity details and upload your evidence. In due course you can upload your activity assessor reports (found in the Silver Participants Handbook).

Recording activity participation

It can be difficult proving that you have completed an activity, particularly where this is an individual activity such as running or cookery at home. I suggest you download and print the activity log sheet available on the school website. Every week when you complete the activity, record what you have done; when you have completed the activity upload the log sheet as evidence and ask your assessor to complete the assessor report. Activity log sheets and Assessor report forms are available on the school website. Find these on the Duke of Edinburgh Award pages, click on the link to DofE.

Completing Assessor Reports

Assessor report pages and advice notes are in the Participant Handbook and on the school website. Assessors can also complete the report online. All the Assessor needs is your eDofE ID number. The Assessor report can be submitted on www.dofe.org

The Expedition

Continuing with the Award at Silver level is an exciting prospect, complete the Silver Award during year 10 and year 11 and the Gold Award in the 6th form, the Silver Award is midway through your four year D of E journey. The prospect of a three-day expedition in the South Downs is a high point and keenly anticipated.

What to expect

Although you are supervised by very experienced leaders, you are now facing 3 days walking or canoeing in the British countryside and the changeable weather we tend to experience in the UK. Visiting the wonderful South Downs is a fantastic experience. Many teams stop for breakfast on the Seven sisters.

Personal Fitness

There are considerable risks associated with strenuous exercise when not physically prepared. Not least you will find it particularly hard and painful to walk with an expedition pack if unfit.

As well as walking to get used to your boots and equipment you must undertake a period of cardio vascular endurance training, this could include gym work, swimming, walking, cycling and jogging or running.

I suggest you get together with your team for some organised local walks, this will help you find a walking speed for your team. You could also carry a light rucksack and practice some navigation.

Practice Expedition

As part of the D of E 20 conditions, participants attend this expedition to put into practice their navigation, camp craft and team training in readiness for the qualifying expedition. Participants learn from mistakes and discover more effective skills before the qualifying expedition. Most usefully, participants discover items they really don't need to carry for 3 days!

On the first day of the practice expedition you will be closely supervised. The supervisor will be testing all members of the team on their navigation skills and will be observing your level of fitness. Only if satisfied will your supervisor allow you to continue on the second day of expedition under remote supervision.

Qualifying Expedition

After a successful practice expedition, participants will be invited to attend the qualifying expedition.

Under assessment, participants are remotely supervised throughout and assessed by an external accredited D of E Assessor to ascertain a competent level of navigation, camp craft and team working skills and that they comply with the '20 Expedition Conditions'.

Camp craft

On arrival at the campsite at the end of each expedition day, teams must camp up and begin to cook evening meals. Teams must clean all stoves/ crockery after use and all rubbish must be bagged and sealed. Teams must dispose of rubbish in public bins or at camp sites, at farm sites obtain the farmers permission to dispose of rubbish. If wild camping carry out all rubbish. Only bury human waste. All items belonging to the teams should be tidy, organised and placed inside the tents before nightfall. Camp craft includes care of your equipment at all times so we expect items to be dried where and when possible during the day. To be successful on the assessed expedition you must stick to the route plan, keep to your timings and you must be organised. As always, each morning the campsite is checked by the team before setting off to check that a zero trace policy is maintained.

Venture Project

The qualifying expedition must have an aim and purpose. Decide on your venture project before the planning stage and complete or gather evidence for your venture during the expedition. Sketch books, video, film diaries, a song or dance, or more serious academic projects are all acceptable.

Food & Hygiene

Menus are planned and food purchased as a team. Participants must cook as a team on expedition. Each team must have at least one cooked meal each day; this is usually the evening meal. I recommend that the teams also have a large bowl of hot porridge for breakfast.

Preparing and cooking food, when tired, which may be in difficult conditions can be a hard task. Try to plan meals which you will look forward to eating. Good food and some treats will lift spirits.

Take into account everyone's dietary requirements.

Participants must carry with them the following:

Two breakfast, three lunches and two evening meals. Snacks and treats to eat while walking. PLUS, EMERGENCY RATIONS.

A clear 1 litre bottle of water.

Emergency rations

Emergency rations are very important; this is a small quantity of food or sweets in addition to food that you are planning to eat. Emergency rations should be high energy chocolate and feel good treats.

Emergency rations must be sealed in a bag, kept in the rucksack and not opened unless in an emergency. **Rations are checked at the start and end of the expedition along with other essential safety equipment!**

Breakfast

It is vitally important that all participants have a good breakfast with a warm drink. Some participants actually skip breakfast with detrimental consequences as they forget that they have a full day's walk with a heavy rucksack.

Top Tips: Porridge oats with powdered milk, adding sugar, cinnamon, nutmeg, raisins, chocolate, etc. to taste. Mix in a sandwich bag, then simply pour hot water in the bag and eat out of the bag. No washing up! And a great way to keep your hands warm. Slow releasing energy to get you well past lunch if required.

Museli with instant custard. Make up a packet of instant custard and pour onto a mug of museli. Surprisingly delicious and very sweet!

Water, toilets and showers

Farm campsites usually have basic facilities or portaloo's. Sometimes just a field tap for cold water. Wet wipes are a great way to keep clean and freshen up, as there are rarely showers!

Hands must be washed before and after eating/going to the loo.

Equipment

The school D of E centre will supply hike tents, stoves and gas. Additionally, two sets of map cases, maps, compass and hi-vis jackets per team are supplied.

Participants must check all equipment including erecting tents before the expedition. It is your responsibility to check that the equipment is complete and serviceable before you set off on expedition.

All loaned equipment must be kept clean and remain intact, if necessary cleaned, dried and repacked before returning to me at the end of the expedition.

Specialist Canoe equipment is all supplied and any hire cost included in the cost of the Award.

The Silver Participants Handbook contains a discount card for use various outdoor suppliers.

Expedition equipment can become very expensive, if you feel you are likely to continue with the higher levels of the Award then investment in some quality equipment can be justified, however, do look at the budget suppliers such as Decathlon, Milletts, Blacks etc., all of whom have their own brand kit. D of E Participants can ask for a discount at Cotswolds Outdoor Store.

Top Tips:

If there is one item I recommend you splash out on, it would be a 'Therm-A-Rest' sleeping mat. These are light weight, good insulators and take up a lot less space than the foam camping mat.

Use a supermarket 'own brand' one litre fruit juice bottle as a water bottle. These are stronger than the standard bottles of spring water and a lot cheaper than polycarbonate bottles from outdoor suppliers. The wide neck makes it easy to re-fill.



Keep kit and sleeping bag dry in a waterproof stuff sack.



Expedition Kit List for all Levels of the Award.

Maps, compasses, tents, stoves and fuel, hi visibility jackets and maps and map cases are supplied by the school. Other personal equipment is available to borrow. A small charge is made for the loan of some equipment.

Personal kit is checked by supervisors and assessors before every expedition, this is to make sure that all essential kit is being carried and non-essential kit is left behind.

Ideally on expedition you should have 2 sets of clothing, one set to walk in and one set to wear in camp and sleep in, this second set must be kept dry. Waterproof stuff sacks are ideal for this.

Expedition kit list

Personal clothing. Adjust for the number of days on expedition.

- Strong soled walking boots (trainers are not permitted)
- Thick trekking socks. One pair per day. (School/sport socks are not suitable and do not cushion the foot).
- 2 pairs walking trousers – **no jeans/jogging bottoms.**
- 2 shirts/T Shirts
- Warm jumper
- Fleece – cotton hoodies are too heavy, particularly when wet and are difficult to dry.
- Underwear
- Waterproof jacket, with hood – essential it is waterproof
- Waterproof over-trousers
- Clothes to sleep in. (kept dry)

Personal kit –

- Rucksack 65ltr minimum (80 litre recommended for Gold Award)**
- Rucksack waterproof liners (or waterproof stuff sacks or strong plastic bags/rubble bags)
- 3 season sleeping bag + liner**
- 4 season sleeping bag + liner for Gold award
- Sleeping mat**
- Personal first aid items / medication
- Watch
- Small quantity of money to make a telephone call
- Notebook and pen or pencil
- Head torch and spare batteries
- Emergency rations in a sealed bag
- Packed lunches, (Bronze x2, Silver x3 Gold x4)
- Snacks and sweets, cereal bars etc.
- 1 litre Water bottle
- Knife, fork, spoon; plate, mug and bowl
- Toiletry bag (Tooth paste, tooth brush, small hand towel/flannel, wet wipes)
- Whistle
- Woolly hat & gloves
- Sun hat / cream / sun glasses
- Shorts if appropriate
- Emergency survival bag**
- Trekking poles**
- Toilet paper & nappy bag's - Gold award only
- Gaiters – Gold award only

Group kit (to be divided amongst the group)

- Tent, cooking stove and fuel*
- Small bottle of washing up liquid & scorer sponge
- Tea towel
- Trowel-Gold award only
- OS Map, compass & map case, high vis Jacket, permanent pens*
- Digital camera
- Plastic bags for rubbish
- Team food-main meals only.
- Gas lighter or matches (in a small container to keep them dry).

* Supplied by school.

**Available to borrow.

Mobile Phones

The use of mobile phones for social calling and texting is not allowed during the expedition including at the campsite. This is to encourage the sense of independence within the team. Phones must be switched off, placed in a water proof bag and kept in rucksacks with first aid kits and only used in an emergency or an important need to contact their supervisor.

On assessed expeditions venture projects requiring photography should be completed with a small digital camera rather than a phone camera. This will avoid the temptation to (just checking) use the phone.

Clothing for expeditions should be one set of clothes to walk in and one set to wear in the tent and to sleep in, this set must be kept dry.

There is a large selection of specialist kit available, if you have any questions about expedition equipment then please do not hesitate to speak to me, the most important single item will be your walking boots.

Buy your boots in plenty of time and go for some walks, although modern boots do not need 'breaking in' you should wear them in to reduce and even to avoid painful blisters. Wear boots with two pairs of good quality walking socks to reduce the likelihood of blisters.

The participant handbook you receive after enrolment will include a discount card valid at a range of outdoor equipment suppliers.

Adamswell Silver Expedition Training
Monday 29th June 2020

Expedition standard kit. Please refer to kit list.
Packed lunch required.

08:45	DofE Volunteers arrive at Adamswell Campsite.
09:00	Participants arrive Adamswell Campsite. Parent Responsibility
09:30	Registration, Introduction, outline of timings and expectations. Camp craft session , revision of D of E requirements. Tents and Stoves , placing and safety. Prepare hot drink. Practical accident scenario, emergency procedures (Expedition Safety Card): Improvised stretcher.
11:30	Navigation Session: Revision and more advanced navigation topics: 100m pace, timing, compass, map etc Start practical navigation exercises, walking in the Warren.
13:00	Lunch in the Warren at Decoy Pond Bring own packed lunch.
13:30	Follow route card to return to Adamswell: Adhere to leg timings Check leg distances Navigate in pairs.
16:30	Finish back at Scout Hut Free Time
17:30	Participants evening meal in Adamswell Scout Hut.
18:30	Volunteers evening meal
19:30	Route Cards: check and complete a route cards for practice expedition. Practice Expedition kit check.
22:00	Lights out.
22:30	Zero noise

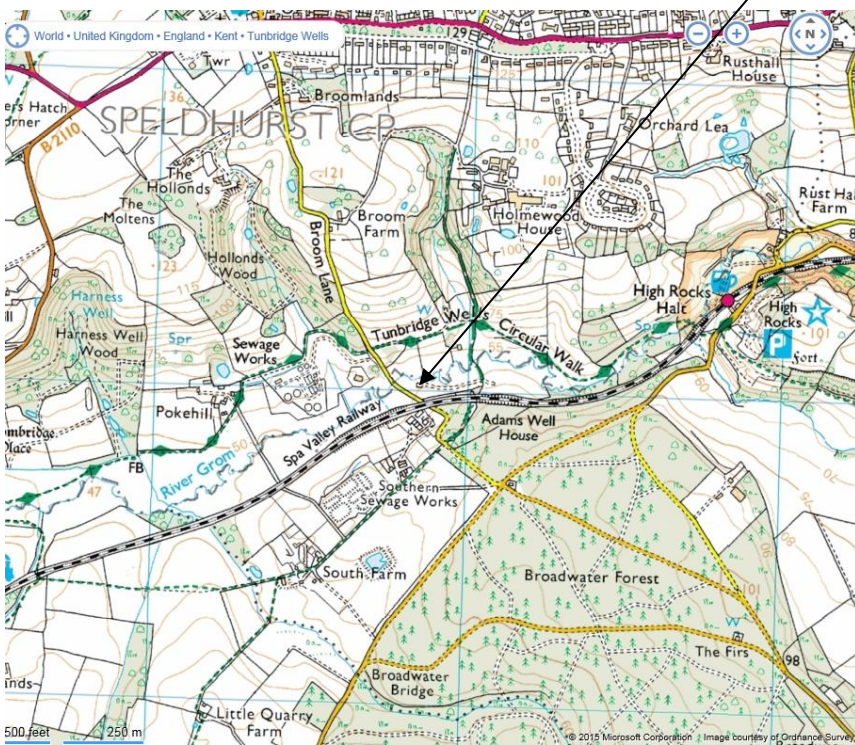
Silver Training arrival

Adamswell Campsite

Broom Lane

Langton Green

TN3 9JL



Ashdown Forest Silver Practice Expedition Schedule

Tuesday 30th June to Thursday 2nd July 2020.

Expedition Day 1 – Tuesday 30th June

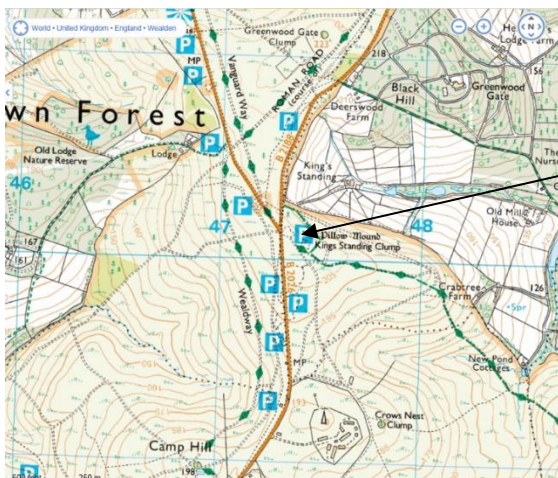
- 9:00am Expedition start point is Adamswell Scout Hut.
Team briefings & final checks.
- 9:15am Start of expedition
Practice teams are under remote supervision.
- 4:30pm Practice teams start arriving at Broomlands Farm, set up camp.
- 5:30pm Teams cook hot meal, wash and clear up.
- 8:00pm Evening activities/social.
Overnight camp
Supervisors are on site overnight.

Expedition Day 2 – Wednesday 1st July

- 8:00am Breakfast & de-camp
- 9:00am Start of expedition day 2
Practice teams remain under remote supervision.
- 4:00pm All practice teams start arriving at Blacklands Farm, set up camp.
- 5:00pm Teams cook hot meal, wash and clear up.
- 8:00pm Evening activities/social.
Overnight camp
Supervisors are on site overnight

Expedition Day 3 – Thursday 2nd July

- 8:00am Breakfast & de-camp
- 8:30am Start of expedition day 3
Practice teams remain under remote supervision.
- 3:30pm Teams start to arrive at pick up point. Kings Standing Clump, Ashdown Forest.
Tents up to dry (if sunny). Wash stoves: check and return group kit.
Return all borrowed kit.
Team debriefing.
- 4:30pm Participants pick up-this may vary subject to navigation standards!!
- 5:00pm Support minibus & van returns to Bennett Memorial School.



Silver Practice Expedition Pick Up. Kings Standing Clump, Ashdown Forest, East Sussex. (No Postcode).

Junction of B2026 and B2188.

AKA: the ice cream van car park.



Silver Assessed Planning, Monday 6th July OR Tuesday 7th July
Expedition Preparation Thursday 27th August and Assessed Expedition, Friday 28th to Sunday 30th August 2020

Please find below a schedule for the final preparation leading up to and including the Silver Assessed Expedition.

Due to the period of study leave and GCSE's the expedition planning takes a back seat, but the teams must be ready to show their Assessors, on Friday 30th August, that an expedition plan is in place.

Before the expedition all Award participants must complete their Bronze Award and complete a minimum of two sections of the Silver Award. In fact by now the gold award activities should be underway. Upload all evidence and assessor reports to eDofE. Make sure that activity start and end dates meet the 3 or 6 month minimum time frame. I need to countersign or write the reports for activities that are home based, e.g. personal fitness, cooking etc. Please keep in contact with me via school email.

Planning

Monday 6th or Tuesday 7th July

Teams will be advised which of these dates they should attend.
In school assessed expedition planning day.
09:00 Assemble and register in C1.
Complete: route outline, tracing, route card, menu, venture project planner.
You will be allowed to sign out and return home when the planning is complete, probably midday.
Please make your own lunch arrangements.
School rules and lesson times apply.
Please wear own, but respectable clothes.

If you wish to do the Silver Award but the planning date conflicts with other overseas school trips or family holiday then you will of course be excused this planning.

Preparation

Thursday 27th August

09:00 At school, assessed expedition preparation day.
Checking all group kit and sharing to take home and pack.
Any final changes/amendments to routes.
Leave school when finished.
Good opportunity to go and shop for food as a team.
Aim to finish by 12:00 latest.

Assessed Expedition

Friday 28th August

Expedition Day 1

Expedition starts at East Hoathly, war memorial playing fields.

Take the road signposted to East Hoathly from the roundabout on the A22.

The entrance to the grounds and tennis courts is on the RHS just before the 30mph restriction.

8:30am	Volunteers arrive at East Hoathly, war memorial playing field
9:00am	Participants Arrive at East Hoathly war memorial playing field
	Team Briefings, equipment checks and depart.
	Teams remotely supervised & assessor monitored
2:00pm	Establish Base at Little Downash Farm
4:00pm	Teams start to arrive at Little Downash Farm.
6:00pm	Supervisors on site and check teams.
6:30pm	Teams cook hot meal, wash and clear up.
8:00pm	Evening activities/social.
	Overnight camp.

Saturday 29th August

Expedition Day 2

7:00am	Breakfast & de-camp
9:00am	Start of expedition day 2
	Teams remotely supervised & assessor monitored
4:00pm	Teams arrive at Sealarks Guide Camp, Seaford.
	Supervisors on site.
6:00pm	Supervisors check teams.
8:00pm	Evening activities/social.
	Overnight camp

Sunday 30th September

Expedition Day 3

8:00am	Breakfast & de-camp
8:30am	Start of expedition day 3
	Teams remotely supervised & assessor monitored
3:30pm	Teams start to arrive at pick up point & de-briefed
	Tents up to dry (if sunny)
	Clean stoves and check in group kit, load minibuses
	Participants pick up, Butts Lane Car Park.

Please be in the area ready for a prompt collection once you have been phoned.

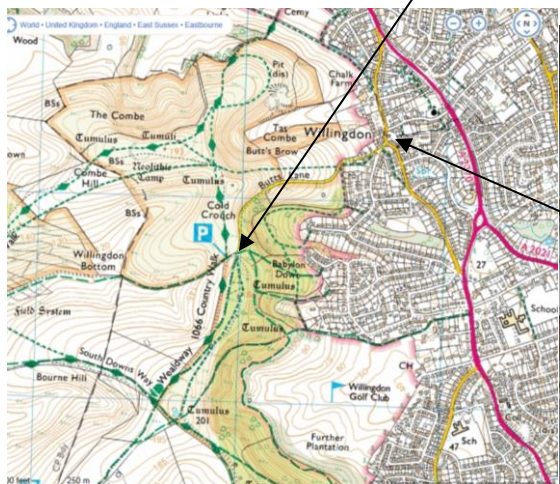
Tunbridge Wells is approximately 45 minutes' drive by car to the pick-up. Perhaps arrange to be in Eastbourne for the afternoon until called.

Finish and Pick up point Grid Ref. TQ579 017 Butts Brow Car Park, Butts Lane, Willingdon, Eastbourne.

**Silver Assessed Expedition – Arrival, War Memorial Playing Fields
East Hoathly, BN8 6QF**



**Silver Assessed Expedition – Pick Up. Butts Brow Car Park
Butts Lane
Willingdon (No Postcode)**



I hope you decide to enrol on this the second level of the progressive Duke of Edinburgh Award scheme. An excellent stepping stone from Bronze to the Gold and top level of the Award.

Some reminders:

- Teams made of anyone within the year group not just in tutor groups.
- All training and expeditions after exams.
- A fantastic three days in the South Downs National Park.

- An Award that stands out on your UCAS and CV.

Please note that as soon as you reach 16 years of age you can enrol on the Gold Award and get a head start on the activities well before starting in Y12. An invitation to St James Palace or Buckingham Palace is within reach.

Should you wish to discuss any aspect of the D of E Award further, please do not hesitate to contact me.

Yours sincerely,

Chris Morris

Chris Morris
Mountain Leader
Duke of Edinburgh's Award Manager
E: morris@bennett.kent.sch.uk T: 01892 521595
Bennett Memorial Diocesan School
Culverden Down, Royal Tunbridge Wells, Kent, TN4 9SH.

13th May 2019.

Follow and re-tweet the Duke of Edinburgh's Award Centre activities and expeditions on Twitter [@BennettDofE1](https://twitter.com/BennettDofE1)

Enrolment form overleaf. Please detach and return to Bennett DofE Centre, C1.

Bennett DofE Centre *Directly Licenced Centre*

Silver Award 2020 Enrolment & Parent Permission Form

Surname: _____ Forename(s): _____ (M/F)

Date of Birth: _____ Year & Tutor Group: _____

Address: _____

Telephone Number (Including STD Code): _____

* Mother's/Father's daytime telephone number: _____

Parent email (for award information only): _____

Special Dietary Requirements: _____

Special Medical Requirements: _____

Doctor's Name & Telephone Number: _____

Any other information regarding your child, which may be of use: _____

Silver expedition training day & overnight camp. (ALL participants – whether walking or canoeing).

Monday 29 th June 2020	Training Day & Overnight Camp	Adamswell Campsite
-----------------------------------	-------------------------------	--------------------

☐ **Please tick if completing a walking expedition**

Tues 30 th June -Thurs 2 nd July	Practice Expedition	Weald & Ashdown Forest
Fri 28 th to Thurs 30 th August	Assessed Expedition	South Downs

OR

☐ **Please tick if completing a river based expedition**

	Practice Expedition	River Thames
	Assessed Expedition	Norfolk Broads

Additional planning and preparation days are:

Monday 6th or Tuesday 7th July – Some participants may be excused these due to overseas trips and family holidays

Thursday 27th August – Walking assessed expedition preparation day – tent checking, etc.

☐ **I understand** the nature of the activities involved and students will be remotely supervised by a DofE Supervisor and I give permission for my son/ daughter to attend these dates:

☐ **I give my permission** to the Supervisor in charge of the group to authorise, on my behalf, the administration of an anaesthetic or for any other urgent medical treatment to be given, should the necessity arise.

Award Enrolment

I would like my son/daughter to be enrolled on the Duke of Edinburgh's Award Scheme and have made a payment of £140.00 to the ParentPay account 'Silver DofE 2020.'

Parent's Signature:

Print Name: **Date:**

Please submit directly to the Duke of Edinburgh's Award Centre in C1.