



## Power Wheelchair Scooter

电动轮椅\代步车

2018 CATALOG

YATTL Industry Co.,Ltd  
深圳市雅途实业有限公司

# ABOUT US

## —— 关于我们 ——

Founded in 2003, Yattll Industry Co.,Ltd has been a leader in metal stamping, die casting and deep drawing for over 15 years. Quality and service at a reasonable price are true hallmarks of the company. It's Hardware factory is situated in Dongguan, China while its Plastic Injection factory is in Shenzhen China.Branches in Japan and Shenzhen, China. Yattll is ISO13485, ISO9001, ISO16949 approved and holds the CE certificate and Free sale certificate.We work closely with our customers to establish their needs/requirements and then work to ensure that their requirements are met.

The YATTLL Industry Co. operates as a prime producer of golf carts, scooters, wheelchairs among other items. We design and manufacture OEM and ODM for all our customers. Through our experience, expertise and extensive equipment, we are able to provide new and innovative products to the market and service them well. Our state of the art technology enables us to make all our products smart and functional.

We are guide by our slogan "BORN TO INNOVATIVE". Thus, we continuously strive to improve our production activities, enhance our position in the marketplace and emphasize on high quality, new and innovative products for all our customers.

深圳市雅途实业有限公司是深圳市雅鲁实业有限公司的全资公司，一家集设计，生产，销售为一体的创新型生产企业，公司主营医疗康复产品。

作为一家拥有超过 14 年生产经验的生产商，我们在公司成立之初开始生产、加工高精度产品：高精度冲压，深冲压，正是因为公司一直以来成熟的生产标准和工艺，促使我们在几年前把产品线扩展到医疗行业领域。

雅途作为一家创新型企业，我们具有创新的设计理念，丰富的生产经验。公司成立的初衷是希望以更优质的设计，更全的功能，更低的价格带给用户创新的、有活力的产品；以更专业的生产经验，更周到的售后服务，更人性的关爱服务于用户，颠覆行业陋习，缩短与用户的距离，创造更完善的合作关系，提升用户的幸福感。在雅途，您能体会到亮眼的设计，丰富的颜色选择和工作人员饱满的热情。我们，不是简单的生产制造公司！

雅途充分理解用户的消费理念，每一个产品线都涵盖不同的配置和色系，以满足更广大用户的选择。我们的产品主要有：电动轮椅，电动代步车，助力车以及其他康复产品。

公司拥有超过 45 种生产设备，在成立后的 3-5 年内便赢得了广大客户的认可。我们的实力与专业为您保驾护航。产品出口德国，英国，美国，加拿大，日本等超过33个国家。请相信我们，我们懂您的需求，我们更知道如何满足您的需求！





# CERTIFICATION



ISO13485 Certificate  
ISO13485质量体系证书



ISO16949 Certificate  
ISO16949质量体系证书



ISO14001 Certificate  
ISO14001质量体系证书



ISO9001 Certificate  
ISO9001质量体系证书



CE Certificate  
CE证书



EC Representative  
欧盟代表证书



Free Sales Certificate  
欧盟自由销售证书

Contact to be our dealer now...

经销招募进行中...

# CONTENTS

## Power Wheelchair

	YE245C .....	5
---	--------------	---

	YE246 Camel Hope .....	7
---	------------------------	---

	YE246 Camel Lite .....	9
---	------------------------	---

	YEC35 .....	11
---	-------------	----

	YE235E .....	13
---	--------------	----

	YE135G .....	15
---	--------------	----


	YE23B5 .....	17
---	--------------	----

	YE135 .....	19
--	-------------	----

## Manual wheelchair

			.....	21
YM119	YM120	YC1501		

## Scooter

	X-RIDER .....	22
---	---------------	----

	X-RIDER 2 .....	23
---	-----------------	----

	E-MOVE .....	24
---	--------------	----

	YS151 .....	25
---	-------------	----

	YS251 .....	27
---	-------------	----

# YE245C

This wheelchair is with a smart designed frame, the Net weight is 24kg only. It has brushless motor and controller, this not only minimize the weight of the chair, but also increase the driving distance.

With excellent driving experience and smart designed frame, this wheelchair is "Fold and Go". We use new designed wheel which with absorbing ability itself, that means natural absorbers on front and back of the wheelchair, and maximize the comfort for passengers.

本款电动轮椅采用轻便易折叠设计，整车净重只有24kg。配置无刷电机，不仅使轮椅的重量大大减轻而且大大提升了续航能力。

优秀的工艺和灵巧的设计，大大减少了轮椅折叠/展开的步骤，使用更方便，驾驶更畅快。新配置的减震轮，为轮椅增加了天然的“避震器”，使轮椅在减震方面达到极致。



**Flight Free**

**Lightweight**  
轻便款





## Technical features

- New Brushless type light weight power wheelchair;
- Weighs only 22.15kg without battery and supports passengers weighing up to 135kg;
- New designed wheel with absorbing ability; Suspension system on back of frame offers super comfort;
- Ergonomics shaped seat, removable for easy cleaning;
- Smallest turning radius, Bigger seat width and higher backrest;
- The most compacted folded size;
- Intelligent joystick, which can be mounted on left or right side;

## 技术特点

- 无刷电机款轻便折叠电动轮椅；
- 净重22.15kg (不含电池)，最大承重135kg；
- 配置新款“减震轮”前后减震(极致放大舒适体验)；
- 人体工学设计的座被垫，可拆洗  
(增加弧线设计区分不同部位重力，提升舒适性)；
- 小空间灵活转弯，拥有大座位、高靠背；
- 这是折叠后最小的电动轮椅；
- 智能可编程控制器，可左右安装；

## Technical parameters

- Net Weight: 22.15 kg
- Seat Width: 45 cm
- Seat Depth: 43 cm
- Backrest Height: 53 cm
- Front wheel: 8" wheel
- Rear Wheel: 12.5" wheel
- Brake: Electromagnetic Braking system
- Motors (pair): Brushless Motor 180W
- Batteries: Lithium Battery 24V 11Ah
- Charger: High Power 24V 2Ah
- Controller: Reliable Brushless Controller
- Suspension System: Yes
- Ground Clearance: 8 cm
- Max Speed: 8 km/h
- Max Slope: 12 degrees
- Weight Capacity: 135KG
- Charging Hour: 5-6 Hours
- Per Charge Range: 15-18 km
- Dimension (Folded) : 80\*62\*34cm

## 技术参数

- 净重：22.15 kg
- 座宽：45 cm
- 座深：43 cm
- 靠背高：53 cm
- 前轮：8寸
- 后轮：12.5寸
- 刹车：电磁阀刹车
- 电机：无刷电机180W\*2个
- 电池：进口锂电池 24V 11安
- 充电器：24V 2安
- 控制器：无刷智能控制器
- 减震系统：是
- 越障高度：8cm
- 最大速度：8公里/小时
- 最大爬坡：12度
- 最大承重：135公斤
- 充电时间：5-6小时
- 最大行程：15-18公里
- 折叠尺寸：80\*62\*34 cm

# CAMEL HOPE YE246

Brushed Type  
有刷轻便款



Flight Free

This Power wheelchair is made of Aircraft level aluminum material. It is our first innovation which putting Brush motor on such a lightweight and simple designed power wheelchair. And that is a big break compare to standard power wheelchairs. Huge improvements made on the innovated structure, appearance and product quality. Mean while, the competitive price let more passengers affordable for this unique wheelchair.

本款轻便折叠电动轮椅采用全航太铝合金材料，坚固耐用。首创将有刷电机技术应用到轻便款折叠款电动轮椅上，颠覆传统电动轮椅固有的设计；整台轮椅在结构设计，外观，使用寿命等方面得以创新，车架更简单，性能更优化，同时，实惠的价格让更多的用户能用上更好的电动轮椅；



## Technical features

- Aircraft Aluminum frame, 3 years warranty;
- Folding in one second with effortless transport;
- 12.5" rear Wheel and 8" front Wheel achieves high ground clearance ability;
- Suspension system offer a comfortable experience;
- Compact and fashionable design;

## 技术特点

- 全航太铝材质，3年质保；
- 1秒折叠，无障碍轻松搬运；
- 配置8寸前轮，12.5寸后轮，超强越障能力；
- 车架带减震系统，超凡舒适体验；
- 全球最紧凑设计的轻便折叠轮椅；

## Technical parameters

- Net Weight: 26.5 kg
- Seat Width: 45 cm
- Seat Depth: 43 cm
- Backrest Height: 53 cm
- Front wheel: 8", PU Solid Tyre
- Rear Wheel: 12.5", PU Solid Tyre
- Brake: Electromagnetic Braking system
- Batteries: Lithium Battery 24V 11Ah
- Motors (pair): Brushed motor 250W
- Charger: High Power 24V 2Ah
- Controller: Reliable Brushed Controller
- Suspension System: Yes
- Ground Clearance: 8 cm
- Max Speed: 8 km/h
- Max Slope: 12 degrees
- Weight Capacity: 135KG
- Charging Hour: 5-6 Hours
- Maximum Range: 10-13 km
- Dimension (Folded) : 80\*62\*34cm

## 技术参数

- 净重：26.5 kg
- 座宽：45 cm
- 座深：43 cm
- 靠背高：53 cm
- 前轮：8寸，PU 实心轮
- 后轮：12.5寸，PU 实心轮
- 刹车：电磁阀刹车
- 电池：进口锂电池 24V 11安
- 电机：有刷电机 250W\*2个
- 充电器：台湾进口 24V 2安
- 控制器：智能控制器
- 轮椅减震：是
- 越障高度：8 cm
- 最大速度：8公里/小时
- 最大爬坡：12度
- 最大承重：135公斤
- 充电时间：5-6小时
- 最大行程：10-13公里
- 折叠尺寸：80\*62\*34 cm



# CAMEL LITE YE246

This Power wheelchair is a most lightweight one with a smallest folding size. the chair weights 21.6 kg and with a max loading capacity of 135 kg. It has the best Brushless motor and Intelligent controller. The enforced frame and bigger seat and higher backrest improve the confort and increase the max loading capacity. A patented folding system makes the FOLD & UNFOLD in 3 steps, in 1 second.


本款电动轮椅是最轻便和收折后体积最小的电动轮椅, 整车净重只有21.6kg, 配置高档无刷电机, 分离式智能控制器。

加固的轮椅车架和更宽的座位和靠背设计, 在增加舒适性的同时, 提高了最大承重重量。专利设计的收折关节手柄, 牢固耐用, 使整个收折和展开的过程仅需1秒完成。

**Fold & Go**  
无刷轻便



**Flight Free**



## Technical features

- Top quality Brushless motors, quiet and drive longer;
- Awesome Suspension system offers super confort;
- 21.6kg only, easy and effortless transport and fit in all vehicles;
- Brushless controller, intelligent control and programming;
- Li-Ion battery from Japn, max driving range be 18km;
- Easy fold and go; flight free for travel;

## 技术特点

- 高品质无刷电机, 加大马力、静音、省电;
- 前后双减震系统、减震效果出众;
- 仅重21.6kg, 拥有最小的折叠体积;
- 配置新款无刷控制器, 精准操控;
- 进口锂电池续航达18km;
- 无障碍搬运, 可上飞机;

## Technical parameters

- Net Weight: 21.6 kg
- Seat Width: 45 cm
- Seat Depth: 43 cm
- Backrest Height: 53 cm
- Front wheel: 7", PU Solid Tyre
- Rear Wheel: 8", PU Solid Tyre
- Brake: Electromagnetic Braking system
- Batteries: Lithium Battery 24V 11 Ah
- Motors (pair): Brushless Motor 250W
- Charger: High Power 24V 2 Ah
- Controller: Reliable Brushless Controller
- Suspension System: Yes
- Ground Clearance: 8 cm
- Max Speed: 8 km/h
- Max Slope: 12 degrees
- Weight Capacity: 135 KG
- Charging Hour: 5-6 Hours
- Maximum Range: 15-18 km
- Dimension (Folded) : 71\*58\*30.5cm

## 技术参数

- 净重：21.6 kg
- 座宽：45 cm
- 座深：43 cm
- 靠背高：53 cm
- 前轮：7寸，PU 实心轮
- 后轮：8寸，PU 实心轮
- 刹车：电磁阀刹车
- 电池：进口锂电池 24V 11安
- 电机：无刷电机 250W\*2个
- 充电器：台湾进口 24V 2安
- 控制器：智能无刷控制器
- 轮椅减震：是
- 越障高度：8 cm
- 最大速度：8公里/小时
- 最大爬坡：12度
- 最大承重：135公斤
- 充电时间：5-6小时
- 最大行程：15-18公里
- 折叠尺寸：71\*58\*30.5 cm



# YEC35

## Technical features

- Strong steel frame;
- Programmable controller, 360° control;
- Flip-up armrest and foldable legrest;
- With 24AH lead acid battery;
- Electromagnetic braking system;
- With 12.5" rear wheel, strong with aluminum rim;

## 技术特点

- 优质钢车架；
- 360°无盲点控制器；
- 开合式扶手，拆腿可折叠；
- 24安大电池，超强续航里程；
- 手刹/电磁刹车系统可选；
- 12.5寸铝后轮，超强实心胎，防扎；



This wheelchair is made of strong steel material. The classic black color with silver rim, makes the wheelchair classic.

This chair has flip up armrest, foldable legrest and removable cushions, which makes the maintenance simple for daily life.

It comes with 24V 24Ah battery which lasting for 20KM, and the special price makes it definitely selling good in Asia countries and Mid-east countries.

本款电动轮椅采用钢质车架，可折叠车身，纯黑的配色搭配银色轮毂做点缀，使整车透着一股神秘风；

活动扶手和可折叠拆腿，让本款轮椅折叠小巧；可拆洗座被垫，让用户护理更省心；

配置的24V 24Ah大电池，续航20公里，远远优于同价位的其他轮椅；其绝对优势的价格，使本款轮椅畅销东南亚国家，中东等地区。

**Economic Model**  
经济款



### Technical parameters

- Net Weight: 34.5 kg
- Seat Width: 46/50/56
- Seat Depth: 42.5 cm
- Front wheel: 8", PU Solid Tyre
- Rear Wheel: 12.5", Aluminum Rim
- Brake: Electromagnetic Brake
- Batteries: Lead Acid 24V 24Ah
- Motors (pair): Brushed Motor 250W
- Charger: 24V 2Ah
- Controller: Programmable Controller
- Ground Clearance: 8 cm
- Max Speed: 6 km/h
- Max Slope: 12 degrees
- Weight Capacity: 125 KG
- Charging Hour: 5-6 Hours
- Maximum Range: 18-20 km
- Dimension (Folded) : 72\*79\*42cm

### 技术参数

- 净重：34.5 kg
- 座宽：46/50/56cm
- 座深：42.5 cm
- 前轮：8寸，PU 实心轮
- 后轮：12寸，铝制后轮
- 刹车：电磁刹
- 电池：铅酸电池 24V 24Ah
- 电机：250W\*2个
- 充电器：24V 2安
- 控制器：可编程控制器
- 越障高度：6 cm
- 最大速度：6公里/小时
- 最大爬坡：12度
- 最大承重：125公斤
- 充电时间：6-8小时
- 最大行程：18-20公里
- 折叠尺寸：72\*79\*42 cm

# YE235E

This is a classic designed power wheelchair, with compact dimension and beautiful color. Various of seat width available, more options on controller and battery;

The upgraded armrest which is height adjustable, and length adjustable. It gives more options for passengers of different size. As one of the top seller, it's good quality impresses every customer;

本款是经典款电动轮椅，车架设计美观大方，颜色新颖。

该轮椅的展开尺寸和折叠尺寸都非常合适，无论是室内使用或是小空间，都不会让您产生困扰。

作为最畅销的款式之一，其耐用的品质获得一致好评。

另该轮椅有众多配置可选，如：升降扶手，进口控制器，进口电机，锂电池等。



Classic Luxury  
经典豪华款



### Technical features

- Top seller model with classic design;
- 24V 350W powerful bursh motor;
- Elevating Armrest, Length adjustable;
- Foldable backrest, detachable footrest;
- Folding without battery remove;

### 技术特点

- 经典设计、畅销多年；
- 配置升级、350W大马力；
- 三段式升降扶手、前后可调节；
- 靠背可折叠、脚踏可拆卸；
- 免拆卸电池即可折叠；

### Technical parameters

- Net Weight: 45.5 kg
- Seat Width: 40/46/50/56/60cm
- Seat Depth: 42.5 cm
- Front wheel: 8", PU Solid Tyre
- Rear Wheel: 12.5", Aluminum Rim
- Brake: Electromagnetic Braking System
- Batteries: Lead Acid 24V 24Ah Pair
- Motors (pair): Brushed motor 350W pair
- Charger: 24V 2Ah
- Controller: Programmable Controller
- Ground Clearance: 8 cm
- Max Speed: 8 km/h
- Max Slope: 12 degrees
- Weight Capacity: 135KG
- Charging Hour: 6-8 Hrs
- Max Range: 18-20 km
- Dimension (Folded) : 78\*39\*77 cm

### 技术参数

- 净重：45.5 kg
- 座宽：40/46/50/56/60 cm
- 座深：42.5 cm
- 前轮：8寸，PU 实心轮
- 后轮：12寸，铝制后轮
- 刹车：电磁阀刹车
- 电池：铅酸电池 24V 24Ah
- 电机：350 W\*2个
- 充电器：24V 2安
- 控制器：可编程控制器
- 越障高度：8 cm
- 最大速度：8公里/小时
- 最大爬坡：12度
- 最大承重：135公斤
- 充电时间：6-8小时
- 最大行程：18-20公里
- 折叠尺寸：78\*39\*77 cm

# YE135G

Gear Release  
转换前置



This wheelchair has a luxurious configuration and patented technology.

It is equipped with UK controller, Japan lithium battery, lifting legs, lifting armrest, and most importantly, our patented technology is used on this wheelchair.

**Patented Technology:**

By adding a rotating joint and rotating the joint with a stainless steel chain, the motor manual/electric switch becomes easy and effortless;

本款轮椅拥有豪华配置和专利技术；配置进口控制器，进口锂电池，升降抬腿，升降扶手，最重要是我司的专利技术运用在这款轮椅上。

**专利技术：**

通过增加转动关节，用不锈钢链条带动关节转动，轻松的实现了电机手动/电动转换前置。

突破了以往只能在轮椅后部转动电机扳手来实现手动/电动转换的方式；



## Technical features

- Switch Electric/Manual mode with patented technology ;
- Aircraft level Aluminum made;
- Elevating Armrest, Length adjustable;
- Equipped with luxury lifting and lifting legs, positioning at any angle.
- Solid PU wheel, comfortable and durable;

## 技术特点

- 专利技术让手动/电动转换更方便；
- 全铝合金车架、搭载高配置性能；
- 升降扶手三档升降、三档前后移动；
- 配置豪华升降抬腿、上下任意角度定位；
- 防扎实心前后轮、舒适、耐用；

## Technical parameters

- Net Weight: 31.0 kg
- Seat Width: 40/46/50/56/60cm
- Seat Depth: 42.5 cm
- Front wheel: 8", PU Solid Tyre
- Rear Wheel: 24", Spoke Wheel Self Propelled
- Brake: Electromagnetic Braking System
- Batteries: Lead Acid 24V 20Ah
- Motors (pair): Brushed motor 250W pair
- Charger: 24V 2 Ah
- Controller: Programmable Controller
- Ground Clearance: 8 cm
- Max Speed: 8 km/h
- Max Slope: 12 degrees
- Weight Capacity: 125 KG
- Charging Hour: 6-8 Hours
- Maximum Range: 18-22 km
- Dimension (Folded) : 91\*41\*73cm

## 技术参数

- 净重：31.0 kg
- 座宽：40/46/50/56/60cm
- 座深：43 cm
- 前轮：8寸，PU 实心轮
- 后轮：12寸钢丝轮
- 刹车：电磁阀刹车
- 电机：250W\*2个
- 充电器：24V 2安
- 控制器：可编程控制器
- 越障高度：8 cm
- 最大速度：8公里/小时
- 最大爬坡：12度
- 最大承重：125公斤
- 充电时间：6-8小时
- 最大行程：18-22公里
- 铅酸电池：24V 20Ah
- 折叠尺寸：91\*41\*73 cm

Patented  
Technology  
专利技术



# YE23B5

This electric wheelchair is made of aluminum alloy, with a big battery that reach 28-30 km.

This chair has classic designed frame and compact dimension. With widely used Chinese branded controller and motor, all functions are just good for daily life. The wheelchair was sold to overseas markets and won good reputation for many years.

本款电动轮椅采用全铝合金车架，配置超大电池，续航28-30公里。

该轮椅拥有经典和紧凑的设计，配置国产控制器和电机，畅销海外多年，在国外各个市场都能看到它的身影，获得较高的用户评价。



## Technical features

- Removable large battery for a long journey;
- High quality rear wheel with Aluminum rim;
- Ultra power motors, climbing more easily;
- Intelligent controller, 360° accurate control;

## 技术特点

- 独立可拆后挂式大电池；
- 全铝合金轮毂后轮、实心防扎；
- 超大功率电机、爬坡更轻松；
- 智能控制器、360°精准控制；

**Large Battery**  
大电池款



独立后置电池  
Independent Rear Batteries

**Technical parameters**

**技术参数**

- Net Weight: 48.0 kg
- Seat Width: 46/50 cm
- Seat Depth: 42.5 cm
- Front wheel: 8", PU Solid Tyre
- Rear Wheel: 12.5", Aluminum Rim
- Brake: Electromagnetic Braking System
- Batteries: Lead Acid 24V 24-28 Ah
- Motors (pair): Brushed motor 350W
- Charger: 24V 2 Ah
- Controller: Programmable Controller
- Ground Clearance: 8 cm
- Max Speed: 8 km/h
- Max Slope: 12 degrees
- Weight Capacity: 135 KG
- Charging Hour: 6-8 Hours
- Maximum Range: 20-30 km
- Dimension (Folded) : 78\*39\*77cm

- 净重：48.0 kg
- 座宽：46/50 cm
- 座深：42.5 cm
- 前轮：8寸，PU 实心轮
- 后轮：12寸，铝制后轮
- 刹车：电磁阀刹车
- 电池：铅酸电池 24V 24-28Ah
- 电机：350W\*2个
- 充电器：24V 2安
- 控制器：可编程控制器
- 越障高度：8 cm
- 最大速度：8公里/小时
- 最大爬坡：12度
- 最大承重：135公斤
- 充电时间：6-8小时
- 最大行程：20-30公里
- 折叠尺寸：78\*39\*77 cm

# YE135

This electric wheelchair is an all-aluminum alloy frame, which is a common model of YE135G. It is equipped with domestic controller, domestic motor, lead-acid battery, etc.

The wheelchair is equipped with flip up armrests, swing away, and all functions are very practical. On the other hand, the affordable price helps this chair win huge number of users in Cina.

本款电动轮椅为全铝合金车架，是YE135G的普通款，配置国产控制器，国产电机，铅酸电池等；该轮椅配置活动扶手，活动拆腿，各项功能都非常实用。加之其实惠的价格，使其赢得了中国很大一部分用户的喜爱。



## Technical features

- Programmable controller and 360° precise control;
- Comfortable and soft cushion, detachable for cleaning;
- Controller can be mounted on Left or Right of the chair;
- 24" rear wheel makes the chair drives faster;
- More wheel options available;

## 技术特点

- 可编程控制器、360°精准控制；
- 舒适柔软坐垫、可拆卸清洁；
- 可左右切换控制手柄；
- 大容量电池加长续航；
- 更多轮子款式可选；

## Technical parameters

- Net Weight: 42.0 kg
- Seat Width: 40/46/50/56/60cm
- Seat Depth: 42.5 cm
- Front Wheel: 8", Solid PU Tyre
- Rear Wheel: 24", Spoke Wheel Self Propelled
- Brake: Electromagnetic Braking System
- Batteries: Lead Acid 24V 24 Ah Pair
- Motors (pair): Brushed motor 200W
- Controller: Programmable Controller
- Charger: 24V 2 Ah
- Ground Clearance: 8 cm
- Max Speed: 8 km/h
- Max Slope: 12 degrees
- Weight Capacity: 135 KG
- Charging Hour: 6-8 Hours
- Maximum Range: 18-20 km
- Dimension (Folded) : 86\*39\*74 cm

## 技术参数

- 净重 : 42.0 kg
- 座宽 : 40/46/50/56/60cm
- 座深 : 42.5 cm
- 前轮 : 8寸, PU 实心轮
- 后轮 : 24寸钢丝轮
- 刹车 : 电磁阀刹车
- 铅酸电池 : 24V 24Ah
- 电机 : 200W\*2个
- 控制器 : 可编程控制器
- 充电器 : 24V 2安
- 越障高度 : 8 cm
- 最大速度 : 8公里/小时
- 最大爬坡 : 12度
- 最大承重 : 135公斤
- 充电时间 : 6-8小时
- 最大行程 : 18-20公里
- 折叠尺寸 : 86\*39\*74 cm



Big wheel  
大轮款



### YM119

Steel wheelchair, chrome plated;

Fixed Arm and Fixed Leg;

6" caster with PVC tyre;

24" Spoke wheelchair with Solid tyre;

With double cross bar;



### YM120

Steel wheelchair;

Fixed Arm and Fixed Leg;

7" caster with PVC tyre;

16" Plastic rear wheel;










### YC1501

Strong Stainless steel material;

Commode chair & Bath chair;

Height adjustable, foldable chair;

With removable seat and toilet;

							
<b>YM119</b>	104cm	68cm	46cm	48cm	110kg	14.5kg	95*27*92cm
<b>YM120</b>	87cm	58cm	40cm	45cm	100kg	11.0kg	77*27*70cm
<b>YC1501</b>	51cm	43cm	40cm	42.5cm	100kg	9.0kg	75×57×54cm 5pcs/ctn

# X-RIDER

## Auto Folding & Smallest

### Technical features

- Patent folding scooter.
- The world's smallest folding size.
- A new way to fold.
- Fold in one step.
- Easy accessibility.

### 技术特点

- 专利折叠代步车。
- 全球最小折叠尺寸。
- 全新的折叠方式。
- 折叠一步到位。
- 无障碍轻松搬运。

### Technique parameters

- Weight Capacity: 125 kg
- Net weight: 26 kg
- Motor: 24V 250W \* 2
- Battery: 24V 10 Ah
- Front wheel: 7", solid wheel
- Rear wheel: 7", solid wheel
- Max speed: 8 km/hr
- Max range: 25 km
- Ground clearance: 8 cm
- Dimension (Folded): 70\*32\*50 cm
- Dimension (Unfolded): 94\*50\*83 cm
- Control panel: Headlight / Speed / Horn

### 技术参数

- 承重：125 kg
- 净重：26 kg
- 电机：24V 250W \* 2
- 电池：24V 10 Ah
- 前轮：7" 实心轮
- 后轮：7" 实心轮
- 最大速度：8 km/hr
- 最大行程：25 km
- 越障高度：8 cm
- 折叠尺寸：70\*32\*50 cm
- 展开尺寸：94\*50\*83 cm
- 控制面板：前照灯/速度/喇叭



# X-RIDER 2

The X-RIDER 2 is an updated scooter with new shape, new functions and new folding way; We did a lot work to make X-RIDER 2 as smaller as possible. Finally we did it and make the folding height at 28cm, which already is the smallest one in the world; New outstanding functions made one X-RIDER 2 : one click remote folding, Angle& height adjustable Handle, New folding seat and invisible battery.etc. All the new functions are just making X-RIDER 2 be the perfect scooter for customers of all ages;

X-RIDER 2 是一款全新设计的轻便折叠代步车，全新的造型，全新的功能和全新的折叠方式；我们花费了大量的时间和工作，尝试把它做成全球最小的电动代步车，最终我们办到了，折叠后只有28厘米；全新的功能也是本款代步车的亮点：一键遥控折叠，前后跟高度同时可调的机头，反向打开的座椅及隐藏式的电池等等，一切都为了让X-RIDER 2更完美；





# E-MOVE

This product is an electric golf cart designed for the US market. It is luxuriously designed and functional. It is a brand new golf cart that surpasses similar products.

This self-folding golf cart is equipped with automatic lift seat and support standing drive .

E-MOVE is equipped with two sets of high-power motors with stronger power . One 15Ah standard Li-ion battery ,but you could also choose the other type Li-ion battery .

It is a patented product with many improvements .Such as prompt disassembly&installation ,cellphone holder , Umbrella holder ,etc .

In addition, we have added mobile holder, umbrella holder,etc.

E-MOVE 专门为美国市场设计的实用型高尔夫球车，全新设计，豪华配置，灵活便捷。

这款可自动折叠高尔夫球车配备自动升降座椅，支持站立骑行在球场上更方便灵活。

E-MOVE 配置两组大功率电机，马力强劲，标配15AH锂电池，但可以选配其他型号锂电池。

专利技术球包固定座，三段式调节大小，可快速拆卸。

在常规的功能之外，我们更增加了手机支架，雨伞棚固定座等。



# YS151

This electric scooter is made of steel and comes with a detachable seat.

The Handle is adjustable, foldable, and with round hand grip for more comfortable ride. Intelligent integrated control panel with speed, horn, steering etc.

High-quality 9-inch solid wheel, faster steering. The seat is detachable and can be rotated 90 degrees, making it easy for users to get on and off the scooter.

Imported controller to offer precise control.

YS151 is equipped with LED headlights, turning signals, and reflectors to ensure the safety. Bumpers on both front and back of the scooter.

本款电动代步车由钢质打造，配备独立可拆座椅；车头角度可调，可折叠，采用环形手握把，驾驶更舒适。智能集成控制面板，带速度调节，喇叭，转向等多功能；

高品质9寸轮，实心防扎胎，轮胎更宽，转向更迅速；座椅可拆卸，可180度旋转，方便用户上下代步车。本款产品配置进口控制器，精准操控，配置台湾电机，大马力；

车头配置LED头灯，转向灯，反光条等保证安全；车头车尾都安装保险杠；



Precise Control  
精准操控



### Technical features

- Fashionable and attractive appearance;
- Folding Handle, Angle adjustable;
- Taiwan Motor 270W pair give more power for daily life;
- Smart and Programmable controller for precise control;
- Seat can be removed/swing/fold easily;
- Large battery capacity for longer driving range;

### 技术特点

- 时尚小型电动代步车；
- 车头可折叠、角度可调节；
- 台湾大电机270W、大马力、高品质；
- 智能可编程控制器、精准控制；
- 座椅可拆、可旋转、可折叠；
- 大容量电池、超长行程；

### Technical parameters

- Net weight: 53 kg
- Front wheel: 8" Solid PU
- Rear wheel: 9" Solid PU
- Weight capacity: 125 kg
- Battery: 24V 20 Ah
- Motor: 270W \* 2 units
- Swivel Seat: Yes
- Controller: PG from UK
- Bumper: Front & Back
- Round Handle Tilter: Yes
- Max speed: 8 km/hr
- Max range: 25-30 km
- Ground clearance: 8 cm
- Turning Radius: 120 cm
- Dimension (Unfolded): 107\*56\*96 cm
- Integrated Dashboard:  
Flashlight/Reflector/Speed/Horn

### 技术参数

- 净重：53 kg
- 前轮：8"PU实心轮
- 后轮：9"PU实心轮
- 承重：125 kg
- 电池：24V 20 Ah
- 电机：270W\*2
- 座椅：可旋转，可拆卸
- 控制器：PG
- 保险杠：前/后车架
- 手握把：环形
- 最大速度：8 km/h
- 最大行程：25-30 km
- 越障高度：8 cm
- 转弯半径：120 cm
- 展开尺寸：107\*56\*96 cm
- 控制面板功能：  
前照灯/速度/喇叭

# YS251

## Technical features

- Luxury scooter with suspension system;
- Taiwan motor pair gives strong ground clearance ability;
- Folding handle with side mirror, angle adjustable;
- Seat can be detachable and foldable;
- Front and rear bumpers provide a safety driving experience;
- 35AH large battery offers a longer driving range of 50km;
- With headlights, side mirror, reflectors
- 90° angle rotating seat, passengers can excess in & out freely;

## 技术特点

- 豪华型电动代步车、搭载避震系统；
- 进口台湾电机450W、轻松越障；
- 车头可折叠、角度可调节、配后视镜；
- 豪华汽车座椅、可拆卸、可折叠；
- 前后搭载保险杠、安全保证；
- 35Ah大电池、续航里程可达50km以上；
- 配置LED头灯、转向灯，反光灯；
- 座椅可90°旋转、方便上下车；



The YS251 is a medium-sized electric scooter with luxurious configuration.

The UK made controller offers a precise control, while Taiwan motor ensures the quantity of the "heart" of the scooter.

It is equipped with a luxury seat, which makes it as seating in a car. The seat can be rotated 90° and with removable armrest.

The angle of handle is adjustable and foldable.

4X10" wheels makes the ground clearance ability be double than regular scooters.

Front and rear bumpers guarantee the safety of passenger.

本产品为中型电动代步车，配置豪华，功能齐全，驾驶更安全；

进口控制器，精准操控，台湾电机，大马力，超长续航

该代步车配备汽车豪华座椅，更宽的座位，可拆卸，可收折，带头靠，扶手可拆；

车头角度可调，可折叠，环形把手；

配置4个10寸轮，越障能力翻倍，驾驶更稳定，安全前后保险杠更为本代步车的安全性增加保证；

Luxury and  
comfort  
豪华舒适



### Technical parameters


- Net weight: 90 kg
- Front wheel: 10" Solid PU
- Rear wheel: 10" Solid PU
- Weight capacity: 140 kg
- Battery: 24V 35 Ah
- Motor: 24V 450W Pair
- Swivel Seat: Yes
- Controller: PG from UK
- Bumper: Front & Back
- Round Handle Tilter: Yes
- Max speed: 10 km/hr
- Max range: 40-60 km
- Ground clearance: 8 cm
- Turning Radius: 130 cm
- Dimension (Unfolded): 136\*66\*80 cm
- Integrated dashboard:  
Headlight/Turning Light/Speed/Horn

### 技术参数

- 净重：90 kg
- 前轮：10"PU实心轮
- 后轮：10"PU实心轮
- 承重：140 kg
- 电池：24V 35 Ah
- 电机：24V 450W\*2个
- 座椅：可旋转，可拆卸
- 控制器：PG
- 保险杠：前轮，后轮
- 手握把：环形
- 最大速度：10 km/h
- 最大行程：40-60 km
- 越障高度：8 cm
- 转弯半径：130 cm
- 展开尺寸：136\*66\*80 cm
- 控制面板功能：  
前照灯/转向灯/速度/喇叭

# Wheelchair Parts

## Brushless Motor Pair 有刷电机组




D.C 24V 200W



D.C 24V 250W



D.C 24V 250W



D.C 24V 350W

## Brushless Motor Pair 无刷电机



250 W / 8"back wheel  
250W无刷电机组



250W/12.5" back wheel  
250 w / 12.5"后轮

## Controller/Charger 控制器、充电器



Brushless Controller  
无刷控制器



Chinese Controller  
国产有刷控制器



PG from UK  
进口有刷控制器



PJ-0009 24V 2A



PJ-0005 24V 6A



PJ-0004 24V 6A



PJ-0031 24V 2A

## Wheelchair Parts 轮椅配件



## Wheels 轮子配件





**BORN TO INNOVATE**

## **YATTLL Industry Co.,Ltd**

---

**http://**[www.yattll.com](http://www.yattll.com)

**Tel:** +86 755 81707199

**Email:** [info@yattll.com](mailto:info@yattll.com)

**Factory:** No.2 Lingchang Road, PingShan Village, TangXia Town, DongGuang City, GuangDong, China

**Office:** RM.1403, BLK.B of Duocai Office Complex, Guanlan High-tech Zone, Longhua DIST., Shenzhen, China