

Changing Places by

clos • mat™



Design • Sales • Installation • Service & Maintenance

Changing Places Changing Lives

The 'Changing Places Changing Lives' campaign is probably the most important initiative in the disability access field for the last 20 years. It supports the rights of people with profound and multiple learning and/or other physical disabilities, to access their community.

Without Changing Places toilets, carers are forced to change their loved ones on toilet floors or be confined to their own homes.

What is a Changing Places toilet facility?

The facilities promoted by the Changing Places provide more space (ideally 3 mtrs x 4 mtrs) than a normal accessible toilet so that there is adequate room for all the extra equipment such facilities require and room for two carers to easily help the user.

The extra equipment expected in these facilities include:

- Overhead room coverage hoist systems
- Height adjustable changing benches
- Height adjustable wash hand basins
- Showering facilities
- Peninsular toilets
- Privacy screen

The plan on page 4 details the equipment required.

Why do we need Changing Places toilets?

There are 10 million registered disabled people in the UK and so suitable toilet provision is therefore vital to help create equality in our society. Many disabled or elderly people make a conscious decision not to visit somewhere if they feel they cannot 'go to the loo' in a clean, suitable environment. Without these facilities many disabled people and their families cannot take part in activities that most of us take for granted:

- Shopping
- Visiting museums
- Libraries
- Sports events
- Concerts



The company

For more than 40 years Clos-o-Mat has worked to provide innovative healthcare products for the less able and their carers.

Today the objective is still clear; to create a better life for people with disabilities and a better working environment for those who help them.

Clos-o-Mat is much more than just a world-renowned brand; it is a concept of best practice within the healthcare and accessible washroom marketplace.

Since the introduction of the British Standard BS:8300 in 2009, which includes the Changing Places facilities guidance, the pressure is mounting on all establishments that admit the public to include a fully accessible washroom.

clos  mat™

“ *Even in today’s inclusive society, almost 1/4 million people with a disability are still being discriminated against, purely because they need help to undertake personal care.*

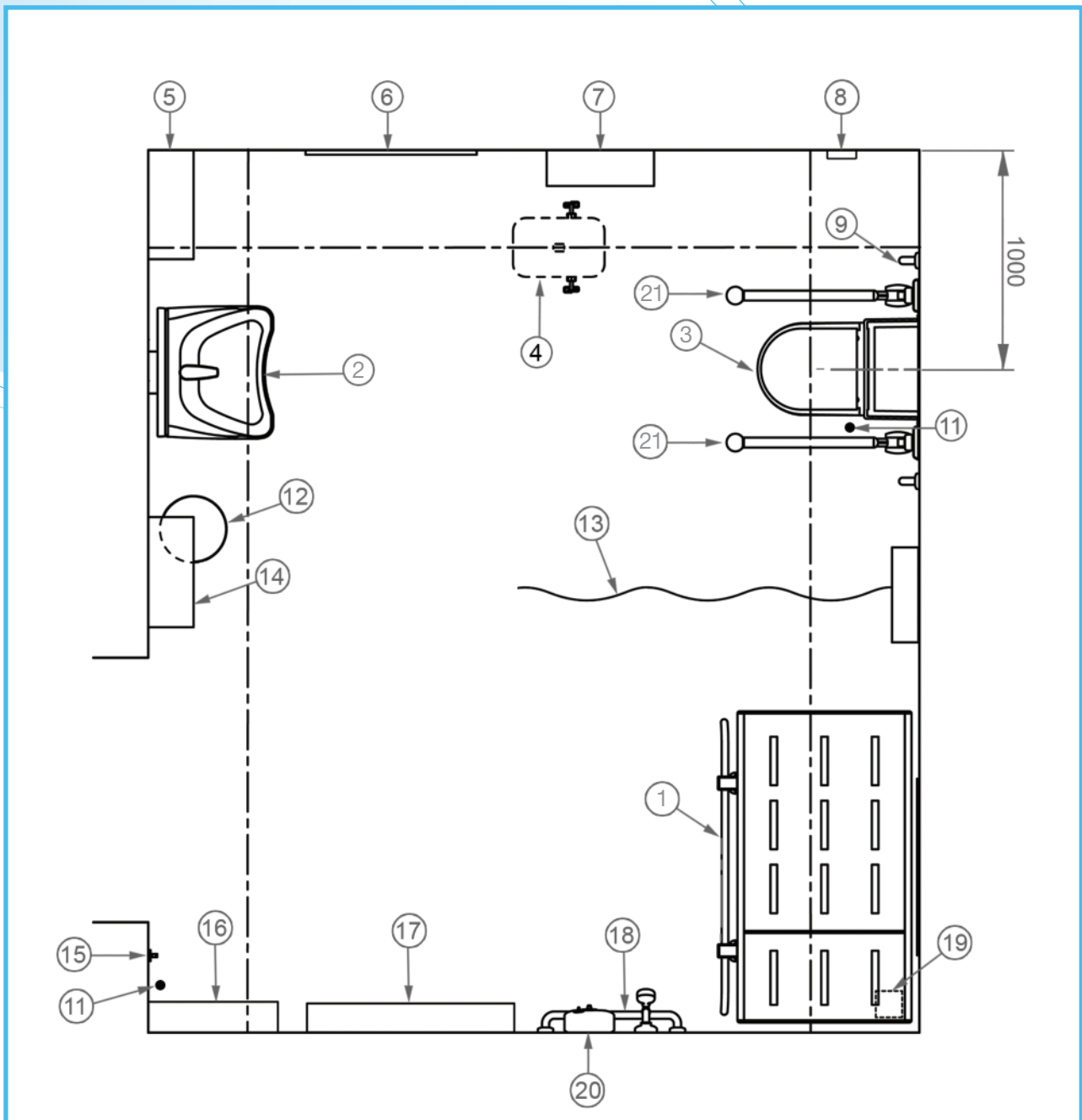
The need for facilities such as Changing Places toilets is therefore crucial to enable as many people as possible to live their lives fully.

As the UK’s biggest supplier of specialist accessible toileting solutions, we are uniquely positioned to lend our support as sponsor of the Changing Places Campaign for fully accessible toilets. ”

PETER WILLAN

Chair and CEO of Total Hygiene





Key/specification

- | | |
|---|--|
| ① Height adjustable showering / changing bench. | ⑫ Waste disposal bin. |
| ② Wash basin. | ⑬ Retractable privacy curtain / screen. |
| ③ WC. | ⑭ Manually operated hand-dryer. |
| ④ Ceiling hoist and track. | ⑮ Two clothes hooks, at 1051 and 1400mm above the floor. |
| ⑤ Paper towel dispenser. | ⑯ Sanitary towel dispenser. |
| ⑥ Full length mirror. | ⑰ Wide paper roll dispenser for use on the changing table. |
| ⑦ Large sanitary disposal bin. | ⑱ Horizontal grab rail. |
| ⑧ Alarm reset button. | ⑲ Floor drain. |
| ⑨ Vertical grab rail. | ⑳ Shower. |
| ⑩ Ceiling hoist. | ㉑ Fold-down support rails. |
| ⑪ Alarm pull cord. | |



Where Changing Places facilities are expected to be found

The British Standard BS 8300 envisages that all new major buildings that the public has access to in numbers will provide these facilities. These buildings include:

- Major transport buildings, railway buildings, bus stations, airports, motorway service areas
- Administrative and commercial building including courts, department stores, shopping centres
- Recreational centres including, cinemas, concert halls, sports arenas, conference centres
- Health facilities including hospitals, care homes, health centres
- Religious buildings including church halls
- Educational buildings including schools, universities, zoos, museums
- Residential buildings including hotels, halls of residence, prisons

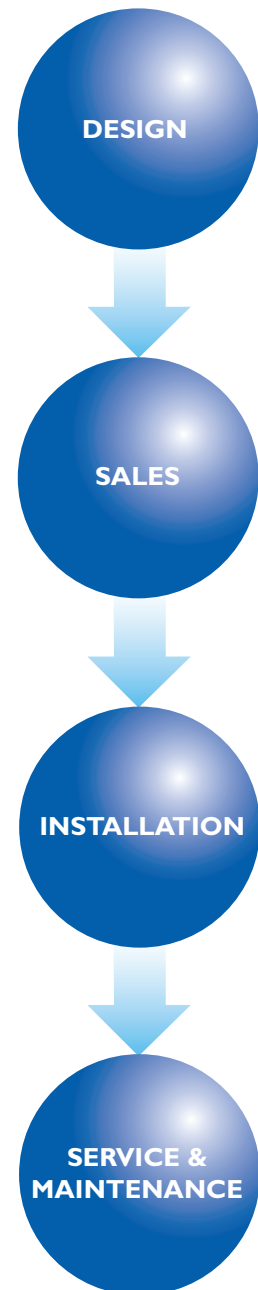
These new Changing Places facilities are expected to be in addition to accessible toilets and baby changing sites already being provided.

How can we help you?

We are able to offer a complete service from design of the facility through to supplying and installing all of the specialist equipment, providing servicing packages and eventually providing a final inspection of the facility and its promotion onto the Changing Places web site.

In other words we can take on the full provision of the facility and offer you peace of mind.

- A comprehensive package of facility design. This will involve site visits and liaising with the architects, contractors, site owners and whoever else may be involved with the provision of the facility. We will provide you with a full quotation complete with the full specification details.
- Supply and installation of equipment. A professional install service complying with all current building regulations as well as being within a combined ISO 18001, 14001 and 9001 (Health, Safety, Environmental and Quality) system.
- Service and maintenance of equipment – with a UK wide team of 15 fully trained service engineers we are able to offer a complete package to support your Changing Places facility.
- Training of the site's own staff to help them deal with general product maintenance.
- An advisory service on other considerations for the facility, such as access, signage, colour contrast requirements etc.
- A final signing off of the facility, including promotion onto the Changing Places web site, other tourism web sites where appropriate and posters for use within the local community.



Our partnership with Changing Places

You may have noticed that we have been selected by the Changing Places consortium (Mencap, PAMIS, Nottingham City Council, Dumfries and Galloway Council, The Scottish Government and the Centre for Accessible Environments) to be the sponsor of the Changing Places Campaign.

Our selection as their sponsor of the Changing Places Campaign will, we hope, give reassurance to companies that haven't previously dealt with us, that they can expect the highest standard of products and service from us.

Case Studies

A Changing Places Facility requires an individual approach to design, based on a core Standard, which is illustrated in the following case studies. To optimise the performance it is important to understand how the individual components can and should interact to make it easy to be used.



Retail

The Trafford Centre
Manchester, M17 8PL


Commitment to customer care, particularly the disabled, has been nationally recognised with the winning of two awards by The Trafford Centre...



Tourist attraction

Pier Head Ferry Terminal
Mersey Ferries, Pier Head, Georges Parade, Liverpool
L3 1BY

Part of a £10m regeneration of a World Heritage Site is 'raising the bar' in the provision in public toilets through its approach to disability...



Transport

Bolton NCP Car Park
Topp Way, Bolton

A town centre development master plan is adopting a pioneering approach in more ways than one, enhancing accessibility to facilities for all...



Leisure

Northcroft Leisure Centre
Northcroft Lane, Newbury, Berkshire RG14 1RS

Thousands of people in West Berkshire now have improved access to leisure activities as a result of Council investment in state of art facilities...



Education

Harrow College
Harrow Weald Campus, Harrow Weald, Harrow,
Middlesex HA3 6RR

A college already rated as 'outstanding' in its approach to social and educational inclusion has continued to exceed basic requirements, right through to its provision of personal hygiene facilities...

Full details of all these Case Studies are available on the Clos-o-Mat website: www.clos-o-mat.com/changing_places_toilets




Height Adjustable Changing/Showering Bench

Wall mounted or mobile units are both acceptable for these facilities. For ease of use both are electrically operated with the mobile unit having rechargeable batteries.

Wall mounted unit

It has a front safety rail, which slides under the unit when not required. The complete bench folds back to the wall when not in use, so allowing optimum use of the floor space.


The 1800mm bench is:

- Electrically operated
- 1910mm long x 1000mm wide when folded down
- Height adjustable from lowest position of 300mm
- Height adjustable up to a maximum of 1000mm
- Weight limit: 

Mobile trolley

This unit takes up more space, so better only for larger facilities. The unit does however allow carers to help users from both sides of the equipment.

The standard unit:

- Electrically operated (rechargeable batteries)
- 2050mm long x 850mm wide
- Height adjustable from lowest position of 540mm
- Height adjustable up to a maximum of 1010mm
- Max load: 






Height Adjustable Wash Hand Basins

Height adjustable wash hand basins allow both wheelchair and ambulant users to enjoy the same wash hand basin safely and comfortably.

There are a variety of optional extras that cater for virtually every level of user requirements:

- Electrically or Gas operated
- Horizontal adjustment available
- Variety of hand control options available
- Height adjustable from lowest position of 667mm
- Height adjustable up to a maximum of 967mm
- Max load: 



Support Rails

Both fixed grab rails and fold down support rails are required for the facility.

The fold down rails are also available in height adjustable and horizontally adjustable versions.


All rails are available in standard colours of white, grey, blue and red.



Ceiling Track Hoists

The full room coverage overhead hoist system allows carers to easily transfer clients from one location to another and in emergencies lift their clients from the floor.

It is a flexible system that can be designed specifically for the clients needs and installed in to most situations. The system's carry bar accepts the most universally used sling types.

- Max user weight: 

Slings

Slings aren't usually provided by the facility. Adequate notice needs to be provided on the site's own website so that potential users will know if their own slings are usable in the facility.

Privacy Screens

Normally provided as a mobile unit, these provide greater flexibility of use compared to wall fixed models.

Privacy Screens allow the user and the carer to have dignity when using the facility: This is particularly relevant when a user needing the facility is with an unfamiliar carer.





Clos-o-Mat Shower/Peninsular Toilet

A peninsular toilet is required, positioned to allow carers to assist users from both sides of the WC.

The option of providing a Clos-o-Mat automatic wash/dry toilet, will give some facility users greater independence when visiting the site, and will replicate for many users the toileting provision they have in their own home.

Options:

- Simple 'hands free' action
- Height adjustable version available*
- Max load: 

*Height adjustable version available in the Lima Lifter

www.clos-o-mat.com

clos  mat™



Total Hygiene Limited • Bank House • 182-186 Washway Road • Sale • Cheshire • M33 6RN • Fax: 0161 973 2711

Tel: 0800 374 076

Email: info@clos-o-mat.com