

2020 PRODUCT CATALOG

PW

SPORT & SITE
ELEMENTS FOR LIFE OUTSIDE™



101ST ANNIVERSARY EDITION

PW SPORT & SITE, A DIVISION OF AMERICANA OUTDOORS

PW SPORT & SITE

PRODUCT SHOWCASE INDEX



BASKETBALL

GOAL SYSTEMS.....	6-12
BACKBOARDS.....	13-16
GOALS & ACCESSORIES.....	17-19



COURT SPORTS

VOLLEYBALL.....	20-26
TENNIS.....	27-29
TETHERBALL.....	30
REPLACEMENT PARTS.....	31



FIELD SPORTS

SOCCER.....	32-36
FOOTBALL.....	37-39
BASEBALL.....	40-51



ALUMINUM SEATING

BLEACHERS.....	52-58
BENCHES.....	59-60



PARK & SITE

SEATING.....	61-68
LITTER RECEPTACLES.....	69-73
OUTDOOR GRILLS.....	74
BIKE RACKS & BOLLARDS.....	75-78



CUSTOMIZATION

MEMORIAL BENCHES.....	79
-----------------------	----

COLOR OPTIONS

STANDARD IN-STOCK COMPOSITE PLANK COLORS



CEDAR

WEATHERED WOOD

SAND

LIGHT GRAY

NON-STOCK SPECIAL ORDER COMPOSITE PLANK COLORS



CHERRY WOOD

DARK GRAY

BROWN

TURF GREEN

BLACK

COBLAT BLUE

BRIGHT RED

LIGHT GREEN

ORANGE

YELLOW

****MINIMUM ORDER REQUIRED, CALL FOR QUOTE****

PolyTuf™ extruded planks allow us to offer a 50 year limited warranty on all recycled composite planks. Manufactured in the U.S.A. from purified blends of post consumer, post industrial and virgin HDPE (high density polyethylene) base resins. With UV inhibited pigments, our recycled planks are made to withstand the elements.

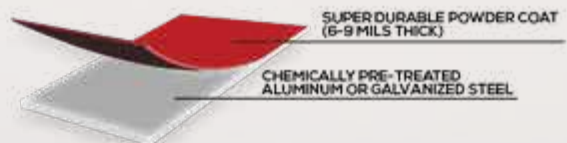
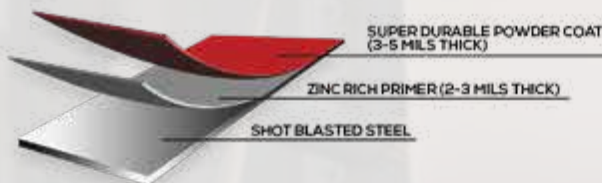
200/800 SERIES SUPER DURABLE POWDER COAT COLORS



500 SERIES SUPER DURABLE ANTI- GRAFFITI POWDER COAT COLORS



**FULL RAL COLOR PALETTE AVAILABLE WITH ADDITIONAL UP-CHARGE.
COLOR CHIPS AVAILABLE UPON REQUEST. PLEASE CALL 1-800-687-5768**






Known throughout the sports equipment industry as the leader in material quality, workmanship, and warranty, PW Sport & Site has been supplying schools, municipalities, and park districts throughout the U.S. and Canada since 1919.

We remain committed to purchasing materials made in the U.S. and continue to produce the most durable, long-lasting, customizable sports equipment being manufactured exclusively in America.

As we celebrate 101 years of manufacturing, PW Sport & Site remains totally committed to our mission...providing safe, functional and high-performing products across the board. We are equally committed to providing an excellent customer service experience to each and every one of our customers. We guarantee service that is always reliable, always resourceful, and always responsive.



PW Quick Ship items will ship within 10 business days after receipt of order to our factory. Look for the  throughout the catalog for "Quick Ship" items. Exception may be taken on large orders.



Facilities in the Southwest and Midwest help us keep freight charges to our clients as reasonable as possible and allow us to efficiently and quickly ship products all across the country.

PW SPORT & SITE ARE PROUD MEMBERS OF THE FOLLOWING ORGANIZATIONS



National Recreation and Park Association



AMERICAN SOCIETY OF LANDSCAPE ARCHITECTS



QUALITY MANUFACTURING SINCE 1919

PW Athletic Mfg. Co., Patterson-Williams LLC warrants its products to be free from defect in materials or workmanship during normal use and installation provided our published specification/installation instructions are followed and approved parts are used.

WARRANTY TERMS

This warranty is valid only if the product has been subjected to normal use for the purpose for which they were designed; has not been subject to vandalism, misuse, neglect, or accident; has not been subjected to addition or substitution of parts; and has not been modified or altered.

This warranty does not cover cosmetic items, for example, scratches, dents, marring, fading, discoloring, weathering, paint or decorations, normal wear and tear, or damage due to checking and warping. This warranty will not cover acts of God, incorrect installation, corrosion by moisture, chemical and pollution.

The warranty period begins on the date of invoice. It does not cover the cost of removal and/or installation warranted of the replaced product. All claims must be accompanied by a copy of the original invoice. PW Athletic must be notified before any corrective action is taken and reserves the right to determine whether claims will be fulfilled by replacement or other means. Replacement parts are guaranteed for the remainder of the original warranty period.

LIFETIME LIMITED WARRANTY:

On all stationary basketball posts, all backboards and all basketball goals and aluminum materials against material failure and corrosion.

50 YEAR LIMITED WARRANTY:

On Polytuf™ Recycled Plastic Lumber against rot, splinter, decay or structural damage directly from termites or fungal decay under normal use.

10 YEAR LIMITED WARRANTY:

On bike racks, volleyball standards, standard tennis posts, soccer goals, foul ball poles, football goalposts, backstop frames, steel bench frames, table frames, litter receptacle frames, ash receptacles, and park bollards. On all powder coat finishes. With the use of approved cleaning methods, the 500 series colors are guaranteed to allow removal of graffiti with virtually no change to the finish.

5 YEAR LIMITED WARRANTY:

On all grills against material failure. Damage caused from excessive fires and improper maintenance or cleaning is not covered.

3 YEAR LIMITED WARRANTY:

On Basketball Targets & Perimeters and all other PW products not listed, including all hardware.

1 YEAR LIMITED WARRANTY:

On Model 1590 adjustable basketball posts, HD Tennis Posts, and all nets and protective pads.

TERMS OF SALE

Standard terms of payment are net 30-days from factory ship date for all publicly funded schools, park districts, municipalities and other publicly funded institutions. All others are 50% down, with balance required before shipment. A monthly finance charge of 1-1/2% per month will apply to all past due accounts. We accept all major credit cards.

Please check your shipment carefully at time of delivery for possible damage or shortages. Although we take extra care to ensure your order is packed complete, items may become lost in transit. Check the Bill of Lading and Packing List at the time of delivery by the freight company for accuracy and/or possible shipping damage, and please call your local PW dealer immediately to assist with any questions or subsequent freight claims.

During the year, our engineering team finds new ways to improve our product designs. Rather than make our customers wait until year's end and a new catalog to make these improvements, we do reserve the right to change product specifications without notice.

Orders for custom or modified equipment require 50% down and cannot be cancelled. Returns on any product will need to be authorized by PW and assigned an RGA number prior to shipment. A 20% restocking charge will apply on returned goods. Any questions concerning our terms or warranties can be directed to your local PW dealer or by contacting the PW customer service department at 1-800-687-5768.

BASKETBALL GOAL SYSTEMS

1 + **2** + **3** = COMPLETE UNIT
 PICK A POST + PICK A BACKBOARD + PICK A GOAL WITH NET

SINGLE GOOSENECK POSTS



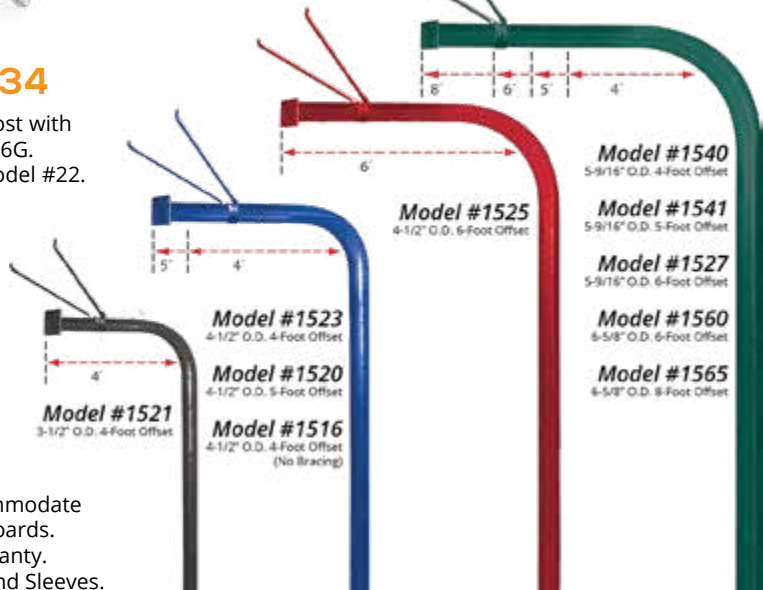
PICK A POST

Our Single Gooseneck Basketball Posts feature several different outer diameter galvanized steel pipes ranging from 3-1/2" up to 6-5/8" that are engineered to a 4, 5 or 6 foot offset. Posts come galvanized as standard, however we do have Powder Coating options available on page 3.



MODEL #1516G-22-45-34

- Heavy-duty 4-1/2" O.D. Galvanized steel post with 4' offset (braces not included), Model #1516G.
- Heavy-duty Cast Aluminum Backboard, Model #22.
- Heavy-duty double rim goal, Model #45.
- Super-Nylon net, Model #34.



NOTE: 1521 Post will only accommodate #18, #22, #23 and #30 backboards.
 Nets not covered under warranty.
 See page 18, for Post Pads & Ground Sleeves.

Single Gooseneck Posts

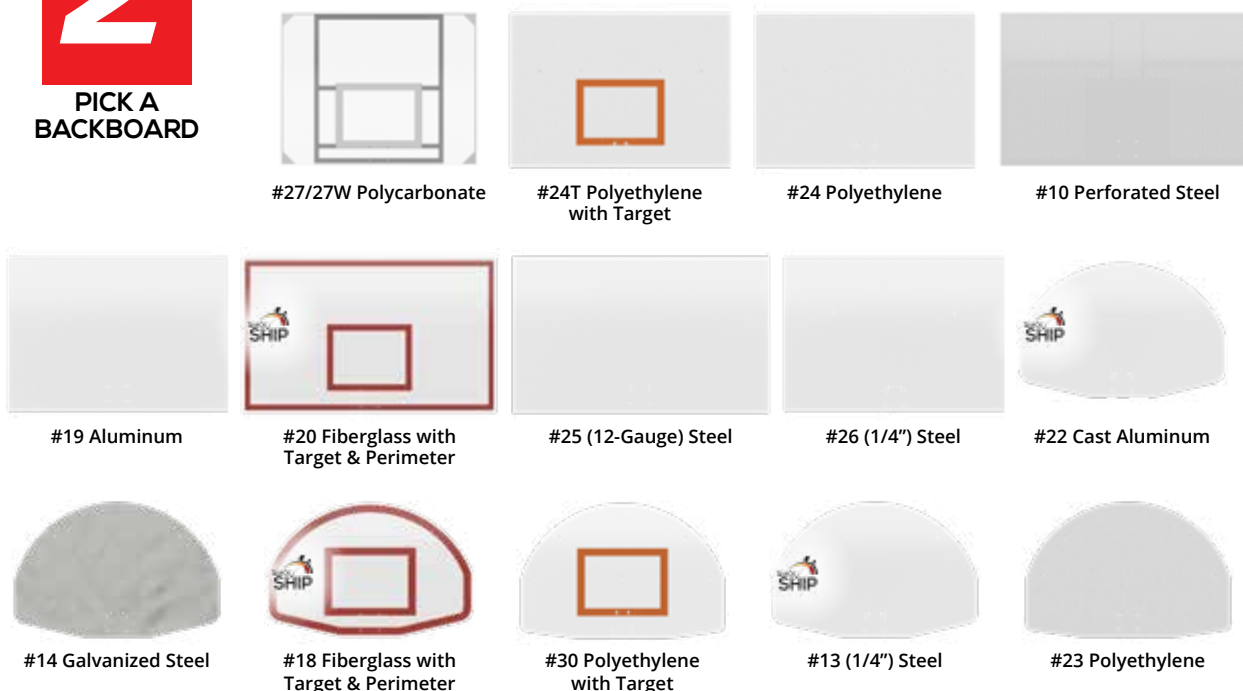
Model	Description	Weight
1516	4-1/2" O.D., 4' offset (no bracing)	178 lbs.
1521	3-1/2" O.D., 4' offset	135 lbs.
1523	4-1/2" O.D., 4' offset	185 lbs.
1520	4-1/2" O.D., 5' offset	195 lbs.
1525	4-1/2" O.D., 6' offset	210 lbs.
1540	5-9/16" O.D., 4' offset	260 lbs.
1541	5-9/16" O.D., 5' offset	275 lbs.
1527	5-9/16" O.D., 6' offset	290 lbs.
1560	6-5/8" O.D., 6' offset	376 lbs.
1565	6-5/8" O.D., 8' offset	425 lbs.



BASKETBALL

2

PICK A BACKBOARD



For full Backboard specifications please see pages 14-16

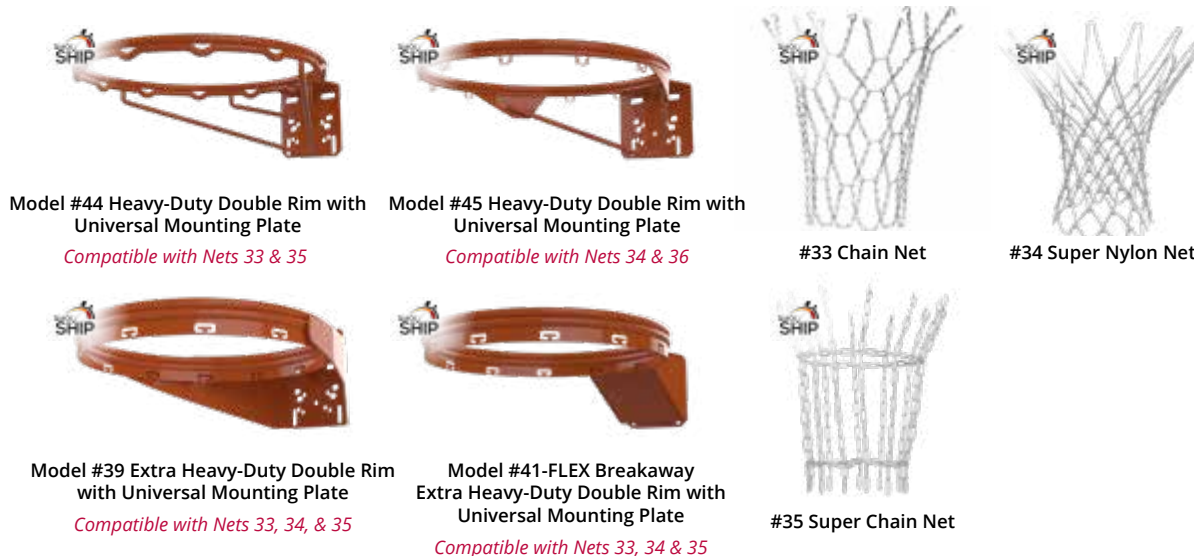
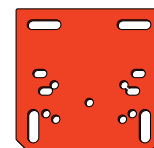
3

PICK A GOAL WITH A NET

UNIVERSAL MOUNT PLATE ON ALL OF OUR GOALS!

Trouble finding the goal to fit your exact size requirements?

The PW "Easy-Mount" back plate is engineered to accommodate a variety of hole patterns, guaranteeing you that it will fit on most front-mount backboards!



For full Goal & Net specifications please see page 17

BASKETBALL GOAL SYSTEMS

1 + **2** + **3** = COMPLETE UNIT
 PICK A POST + PICK A BACKBOARD + PICK A GOAL WITH NET

BACK-TO-BACK GOOSENECK POSTS

Our Back-To-Back Gooseneck Basketball Posts feature several different outer diameter galvanized steel pipes ranging from 3-1/2" up to 6-5/8", these posts are secured together above and below grade to form two offsets for back-to-back courts. Powder Coating options available on page 3.



NOTE: 1522 Post will only accommodate #18, #22, #23 and #30 backboards. Nets not in warranty. Quick Ship Items in Galvanized Only.



1

PICK A POST

Back-To-Back Gooseneck Posts

Model	Description	Weight
1514	4-1/2" O.D., 4' offset (no bracing)	370 lbs.
1522	3-1/2" O.D., 4' offset	275 lbs.
1524	4-1/2" O.D., 4' offset	380 lbs.
1542	4-1/2" O.D., 5' offset	392 lbs.
1526	4-1/2" O.D., 6' offset	420 lbs.
1543	5-9/16" O.D., 4' offset	520 lbs.
1544	5-9/16" O.D., 5' offset	550 lbs.
1528	5-9/16" O.D., 6' offset	580 lbs.
1561	6-5/8" O.D., 6' offset	752 lbs.

MODEL #1522G-18(2)-45(2)-34(2)

- Double 3-1/2" O.D. Heavy-duty galvanized steel post set with 4' offsets and diagonal support braces, Model #1522 (1).
- 1-1/2" Fiberglass Fan Backboards, heavy double-wall construction, Model #18 (2).
- Heavy-duty double rim goals, Model #45 (2).
- Super-Nylon net, Model #34 (2).

BASKETBALL

1

PICK A POST



BACK-TO-BACK SINGLE POST (w/Adjustable Offsets)

Used for back-to-back courts. This version features the same rugged construction as our single offset adjustable posts.

Select a matching single-offset for opposite ends of the court.

Powder Coating options available on page 3.

MODEL #1536P-13(2)-45(2)-34(2)

- (1) Massive 5-9/16" O.D. post made of heavy-duty galvanized steel pipe with 2-3/8" O.D. dual adjustable 6' offsets and diagonal braces.
- Heavy-duty solid steel fan backboards, Model #13 (2).
- Extra heavy-duty double rim goals, Model #45 (2)
- Super-Nylon net, Model #34 (2)
- Shown Powder Coated.



Back-To-Back Single Posts

Model	Description	Weight
1532	4-1/2" O.D., 4' offset	285 lbs.
1547	4-1/2" O.D., 5' offset	290 lbs.
1545	4-1/2" O.D., 6' offset	295 lbs.
1534	5-9/16" O.D., 4' offset	350 lbs.
1546	5-9/16" O.D., 5' offset	360 lbs.
1536	5-9/16" O.D., 6' offset	410 lbs.
1562	6-5/8" O.D., 6' offset	532 lbs.

2


PICK A BACKBOARD



#27/27W Polycarbonate



#24T Polyethylene with Target



#24 Polyethylene



#10 Perforated Steel



#19 Aluminum



#20 Fiberglass with Target & Perimeter



#25 (12-Gauge) Steel



#26 (1/4") Steel



#22 Cast Aluminum



#14 Galvanized Steel



#18 Fiberglass with Target & Perimeter



#30 Polyethylene with Target



#13 (1/4") Steel



#23 Polyethylene

For full Backboard specifications please see pages 14-16

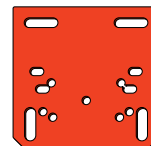
3

PICK A GOAL WITH A NET

UNIVERSAL MOUNT PLATE ON ALL OF OUR GOALS!

Trouble finding the goal to fit your exact size requirements?

The PW "Easy-Mount" back plate is engineered to accommodate a variety of hole patterns, guaranteeing you that it will fit on most front-mount backboards!



Model #44 Heavy-Duty Double Rim with Universal Mounting Plate

Compatible with Nets 33 & 35



Model #45 Heavy-Duty Double Rim with Universal Mounting Plate

Compatible with Nets 34 & 36



#33 Chain Net



#34 Super Nylon Net



Model #39 Extra Heavy-Duty Double Rim with Universal Mounting Plate

Compatible with Nets 33, 34, & 35



Model #41-FLEX Breakaway Extra Heavy-Duty Double Rim with Universal Mounting Plate

Compatible with Nets 33, 34 & 35



#35 Super Chain Net

For full Goal & Net specifications please see page 17

BASKETBALL GOAL SYSTEMS

1 + **2** + **3** = COMPLETE UNIT
 PICK A POST + PICK A BACKBOARD + PICK A GOAL WITH NET

1

PICK A POST



SINGLE POST (w/Adjustable Offsets)

A single post, manufactured of either 4-1/2" O.D., 5-9/16" O.D. or 6-5/8" O.D. heavy-duty, galvanized steel pipe. Height adjustment permits regulation play for use by children, as well as physically challenged individuals. Adjustable offsets are manufactured of 2-3/8" O.D. pipe, welded to 1/4" thick galvanized steel half clamps. 1-5/16" O.D. braces support the upper portion of the backboard for stability during play. Powder Coating options available on page 3.



MODEL #1531P-13-44-33

- Heavy-duty 4-1/2" O.D. Galvanized steel post with 4' offset and diagonal support braces.
- Solid 1/4" heavy-duty steel fan backboard, Powder Coated white.
- Extra Heavy-duty double rim goal, Model #44.
- Standard chain net, Model #33.
- Shown Powder Coated.

Single Post (w/Adjustable Offsets)

Model	Description	Weight
1531	4-1/2" O.D., 4' offset	240 lbs.
1529	4-1/2" O.D., 5' offset	251 lbs.
1530	4-1/2" O.D., 6' offset	262 lbs.
1533	5-9/16" O.D., 4' offset	305 lbs.
1537	5-9/16" O.D., 5' offset	310 lbs.
1535	5-9/16" O.D., 6' offset	325 lbs.
1563	6-5/8" O.D., 6' offset	422 lbs.



DUAL POSTS

3-1/2" O.D. posts form this upright and are connected with a pair of 3/16" galvanized steel collars. With the diagonal braces included, the backboards are supported from both top and bottom. Choose from any of our backboard styles. Powder Coating options available on page 3.

1

PICK A POST



DUAL POSTS, SEPARATED

Dual post construction of Heavy-Duty galvanized steel featuring a unique design providing strength, durability, and rigidity not found in conventional uprights. Choose from any of our backboard styles. Powder Coating options available on page 3.

1

PICK A POST



MODEL #1554G-24T-45-34

- Extra Heavy-duty dual 4-1/2" O.D. Galvanized steel posts with 4' offset.
- 1" Heavy-duty solid white Polyethylene Rectangle board with solid Poly Target.
- Heavy-duty double rim goal, Model #45.
- Super-Nylon net, Model #34.

MODEL #1511G-26-45-34

- Extra Heavy-duty dual 3-1/2" O.D. Galvanized steel posts with 4' offset and Diagonal Support Braces.
- Heavy-duty rectangular steel Powder Coated backboard.
- Heavy-duty double rim goal, Model #45.
- Super-Nylon net, Model #34.

Dual Posts

Model	Description	Weight
1511	3-1/2" O.D. Dual Post, 4' offset	280 lbs.
1513	3-1/2" O.D. Dual Post, 6' offset	305 lbs.

Dual Post, Separated

Model	Description	Weight
1554	4-1/2" O.D. Dual Post, Separated, 4' offset	280 lbs.
1555	5-9/16" O.D. Dual Post, Separated, 6' offset	305 lbs.

2


PICK A BACKBOARD



#27/27W Polycarbonate



#24T Polyethylene with Target



#24 Polyethylene



#10 Perforated Steel



#19 Aluminum



#20 Fiberglass with Target & Perimeter



#25 (12-Gauge) Steel



#26 (1/4") Steel



#22 Cast Aluminum



#14 Galvanized Steel



#18 Fiberglass with Target & Perimeter



#30 Polyethylene with Target



#13 (1/4") Steel



#23 Polyethylene

For full Backboard specifications please see pages 14-16

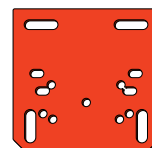
3

PICK A GOAL WITH A NET

UNIVERSAL MOUNT PLATE ON ALL OF OUR GOALS!

Trouble finding the goal to fit your exact size requirements?

The PW "Easy-Mount" back plate is engineered to accommodate a variety of hole patterns, guaranteeing you that it will fit on most front-mount backboards!



Model #44 Heavy-Duty Double Rim with Universal Mounting Plate

Compatible with Nets 33 & 35



Model #45 Heavy-Duty Double Rim with Universal Mounting Plate

Compatible with Nets 34 & 36



#33 Chain Net



#34 Super Nylon Net



Model #39 Extra Heavy-Duty Double Rim with Universal Mounting Plate

Compatible with Nets 33, 34, & 35



Model #41-FLEX Breakaway Extra Heavy-Duty Double Rim with Universal Mounting Plate

Compatible with Nets 33, 34 & 35



#35 Super Chain Net

For full Goal & Net specifications please see page 17

BASKETBALL GOAL SYSTEMS

1 + **2** + **3** = COMPLETE UNIT
 PICK A POST + PICK A BACKBOARD + PICK A GOAL WITH NET

6" SQUARE POST/ ADJUSTABLE

The Model 1577 is manufactured of 6" square steel, this post offers two lengths of offsets and diagonal braces. With PW's exclusive design, you can put any backboard on this post. Available standard as powder coated. This post is also available as hot-dipped galvanized. Powder coat colors on page 3.



MODEL #1590

- Heavy-duty 6" square powder coated steel post
- Height adjusts from 7-1/2' to 10'.
- 42" x 72" x 3/8" thick clean acrylic backboard welded to a heavy-duty steel frame
- Includes heavy-duty break away goal, nylon net, black post pad
- Available ONLY in black powder coat

Hot Dipped Galvanized
 Recommended for
 Coastal Spray Areas!

MODEL #1577-13-45-34-29-8379

- Heavy-duty 6" square steel post with 5' offset and diagonal bracing
- 1/4" Heavy-duty solid steel fan, Powder Coated White
- Post Pad for 6" square post
- Shown with optional target and perimeter



6" Square Post/Adjustable

Model	Description	Weight
1576	6" Sq Post, 4' offset	305 lbs.
1577	6" Sq Post, 5' offset	325 lbs.
1578	6" Sq Post, Back to Back, 4' offset	425 lbs.
1579	6" Sq Post, Back to Back, 5' offset	435 lbs.

6" Square Post/Adjustable w/Acrylic Backboard System

Model	Description	Weight
1590	6" Adjustable Basketball System	450 lbs.

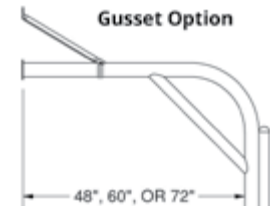
OUR STRONGEST
 POST OPTION!



1
 PICK A POST

MODEL #1571G-22-45-34

- Heavy-duty 4-1/2" O.D. Galvanized steel post with 4' offset, diagonal bracing and welded 2-3/8" O.D. steel post support
- Heavy-duty Cast Aluminum Fan Backboard
- Heavy-duty double rim goal, Model #45.
- Super-Nylon net, Model #34.



TRUSS POST GOOSENECK

Manufactured of galvanized steel, this Heavy-Duty Post comes in 3-1/2" O.D. and 4-1/2" O.D. with 4', 5' and 6' offsets. A 2-3/8" O.D. welded support post makes this post even more rugged and stable. Powder Coating options available on page 3.

Truss Post Gooseneck


Model	Description	Weight
1569	4-1/2" O.D., 4' offset (no bracing)	181 lbs.
1570	3-1/2" O.D., 4' offset	159 lbs.
1571	4-1/2" O.D., 4' offset	188 lbs.
1572	4-1/2" O.D., 5' offset	199 lbs.
1573	4-1/2" O.D., 6' offset	210 lbs.
1583	4-1/2" O.D., 4' offset(w/gusset)	208 lbs.
1584	4-1/2" O.D., 5' offset(w/gusset)	219 lbs.
1585	4-1/2" O.D., 6' offset(w/gusset)	230 lbs.

2


PICK A BACKBOARD



#27/27W Polycarbonate



#24T Polyethylene with Target



#24 Polyethylene




#10 Perforated Steel



#19 Aluminum



#20 Fiberglass with Target & Perimeter



#25 (12-Gauge) Steel



#26 (1/4") Steel



#22 Cast Aluminum



#14 Galvanized Steel



#18 Fiberglass with Target & Perimeter



#30 Polyethylene with Target



#13 (1/4") Steel



#23 Polyethylene

For full Backboard specifications please see pages 14-16

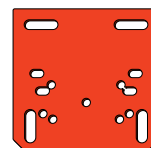
3

PICK A GOAL WITH A NET

UNIVERSAL MOUNT PLATE ON ALL OF OUR GOALS!

Trouble finding the goal to fit your exact size requirements?

The PW "Easy-Mount" back plate is engineered to accommodate a variety of hole patterns, guaranteeing you that it will fit on most front-mount backboards!



Model #44 Heavy-Duty Double Rim with Universal Mounting Plate

Compatible with Nets 33 & 35



Model #45 Heavy-Duty Double Rim with Universal Mounting Plate

Compatible with Nets 34 & 36



#33 Chain Net



#34 Super Nylon Net



Model #39 Extra Heavy-Duty Double Rim with Universal Mounting Plate

Compatible with Nets 33, 34, & 35



Model #41-FLEX Breakaway Extra Heavy-Duty Double Rim with Universal Mounting Plate

Compatible with Nets 33, 34 & 35



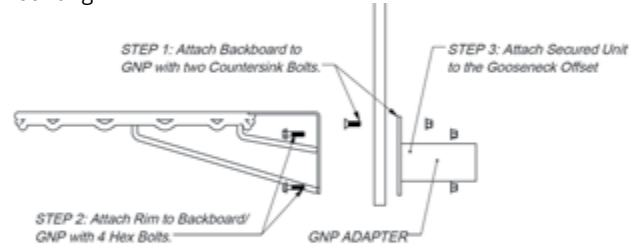
#35 Super Chain Net

For full Goal & Net specifications please see page 17

BASKETBALL BACKBOARDS

BACKBOARDS

Manufactured of aluminum, steel, fiberglass, polyethylene, or polycarbonate, built to withstand the toughest play. With PW Athletics six hole mounting system there is no more trying to align mounting plates, backboards and goal holes all at one time. Our system allows you to attach the backboard to the mounting plate which free up your hands for the goal installation.



ONCE THE UNIT IS SECURE TO THE GOOSENECK TIGHTEN SET SCREW AND SECURE WITH DRIVE PINS

FRONT VIEWS

BACK VIEWS


54"



MODEL #27 LIFETIME WARRANTY

Description	Weight
Polycarbonate with Aluminum Frame and White Target	135 lbs.

72"



MODEL #27W LIFETIME WARRANTY

Description	Weight
Polycarbonate with Aluminum Frame and White Target	230 lbs.

60"



MODEL #24T LIFETIME WARRANTY

Description	Weight
1" Heavy-duty Solid White Polyethylene Rectangle with solid Poly Target	160 lbs.

60"



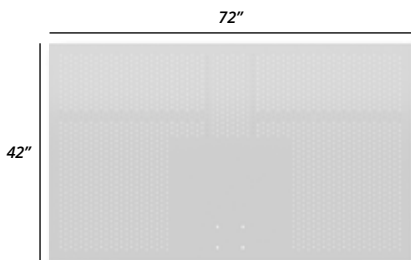
MODEL #24 LIFETIME WARRANTY

Description	Weight
1" Heavy-duty Solid White Polyethylene Rectangle	160 lbs.

BASKETBALL BACKBOARDS


FRONT VIEWS

BACK VIEWS



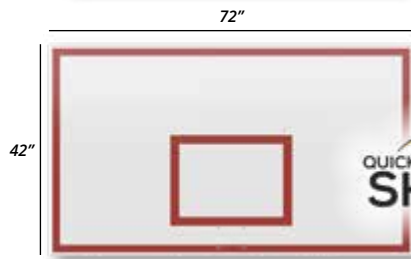
MODEL #10 LIFETIME WARRANTY

Description	Weight
Heavy-duty Perforated Steel, Powder Coated White	180 lbs.



MODEL #19 LIFETIME WARRANTY

Description	Weight
Heavy-duty all Aluminum Rectangle Powder Coated White	145 lbs.





MODEL #20 LIFETIME WARRANTY

Description	Weight
1-1/2" Fiberglass Rectangle White with Red Target and Perimeter	103 lbs.



MODEL #25 LIFETIME WARRANTY

Description	Weight
12-Gauge Steel Rectangle Powder Coated White	170 lbs.



MODEL #26 LIFETIME WARRANTY

Description	Weight
1/4" Heavy-duty Solid Steel Rectangle Powder Coated White	180 lbs.



Backboard Targets & Perimeters

Model	Description	Weight
28	Backboard Target for Model #10,13,19,22,25,26	N/A
29	Backboard Target & Perimeter for Model #10,13,19,22,25,26	N/A

BASKETBALL BACKBOARDS

FRONT VIEWS

BACK VIEWS



MODEL #22 LIFETIME WARRANTY

Description	Weight
Heavy-duty Cast Aluminum, Powder Coated White	61 lbs.



MODEL #14 LIFETIME WARRANTY

Description	Weight
1/4" Heavy-duty Solid Steel Fan, Hot-Dip Galvanized	125 lbs.



MODEL #18 LIFETIME WARRANTY

Description	Weight
1-1/2" Fiberglass White Fan with Red Target and Perimeter	49 lbs.



MODEL #30 LIFETIME WARRANTY

Description	Weight
Heavy-duty 1" Solid White Polyethylene Fan with Solid Poly Target	71 lbs.



MODEL #13 LIFETIME WARRANTY

Description	Weight
1/4" Heavy-duty Solid Steel Fan, Powder Coated White	116 lbs.



MODEL #23 LIFETIME WARRANTY

Description	Weight
Heavy-duty 1" Solid White Polyethylene Fan	70 lbs.

GOALS & NETS

Have you had trouble finding a goal that will retrofit to your existing backboard? The PW "Easy Mount" back plate, standard on all of our eight rim styles, is engineered to accommodate a wide variety of hole patterns. We promise you that our rims will fit on almost every front-mount backboard out there today! And you can select a nylon, chain, or vinyl net that's suitable for your court's use and environment.



Model #44 Heavy-Duty Double Rim with Universal Mounting Plate

Compatible with Nets 33 & 35



Model #45 Heavy-Duty Double Rim with Universal Mounting Plate

Compatible with Nets 34 & 36



Model #39 Extra Heavy-Duty Double Rim with Universal Mounting Plate

Compatible with Nets 33, 34, & 35

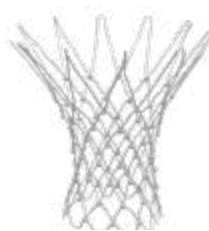


Model #41-FLEX Breakaway Extra Heavy-Duty Double Rim with Universal Mounting Plate

Compatible with Nets 33, 34 & 35



#33 Chain Net



#34 Super Nylon Net



#35 Super Chain Net

Basketball Goals

Model	Description	Weight
44	Heavy-Duty Double Rim w/Universal Mount Plate	18 lbs.
45	Heavy-Duty Double Rim w/Universal Mount Plate	15 lbs.
39	Extra Heavy-Duty Double Rim w/Universal Mount Plate	25 lbs.
41	Breakaway Extra Heavy-Duty Double Rim w/Universal Mount Plate	29 lbs.

Basketball Nets

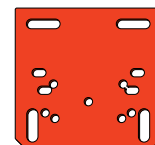
Model	Description	Weight
33	Chain Net	1 lb.
34	Super Nylon Net	1 lb.
35	Super Chain Net	3 lbs.



UNIVERSAL MOUNT PLATE ON ALL OF OUR GOALS!

Trouble finding the goal to fit your exact size requirements?

The PW "Easy-Mount" back plate is engineered to accommodate a variety of hole patterns, guaranteeing you that it will fit on most front-mount backboards!





POST PADS & GROUND SLEEVES



Post Pad
Model #8376-03
Shown with optional lettering

Post Pads are available for installation around posts providing an extra measure of safety for active players. The pads are constructed utilizing 18 ounce coated vinyl, which covers a 4" thick, high density, urethane foam.

Pads feature hook and loop fasteners and are available in 11 standard colors. Please specify your color choice when ordering. All pads are 6-feet high and cover post applications from 3-1/2" O.D. to 6-5/8" O.D. Custom size pads, as well as, lettering, colors, and logo design available, contact us for price quote.



Post Pads

Model	Description	Weight
8376-03	Post Pad for round posts up to 3-1/2"OD	10 lbs.
8376-04	Post Pad for round posts up to 4-1/2"OD	12 lbs.
8376-05	Post Pad for round posts up to 5-9/16"OD	15 lbs.
8376-06	Post Pad for round posts up to 6-5/8"OD	30 lbs.
8379-06	Post Pad for square posts 5" to 6"	20 lbs.
8377-00	Post Pad - Custom Made to Fit	N/A
Post Pad Lettering (White) Call for color options		
Custom Color Graphics		



Basketball Post Ground Sleeves are inserts for concrete footings used to hold basketball posts firmly in place and to allow removal of post. Optional caps are available to keep dirt and debris out when posts are not in place. The sleeves listed below are steel and treated for rust corrosion.

Basketball Post Ground Sleeves


Model	Description	Weight
8303-36-1	Sleeve for 3-1/2" O.D. 36" Depth Post (w/o cap)	30 lbs.
8303-36-1N	Sleeve for 3-1/2" O.D. 36" Depth Post (w/neoprene cap)	32 lbs.
8304-36-1	Sleeve for 4-1/2" O.D. 36" Depth Post (w/o cap)	40 lbs.
8304-36-1N	Sleeve for 4-1/2" O.D. 36" Depth Post (w/neoprene cap)	42 lbs.
8305-48-1	Sleeve for 5-9/16" O.D. 48" Depth Post (w/o cap)	50 lbs.
8305-48-1N	Sleeve for 5-9/16" O.D. 48" Depth Post (w/neoprene cap)	52 lbs.
8306-48-1	Sleeve for 6-5/8" O.D. 48" Depth Post (w/o cap)	76 lbs.
8306-48-1N	Sleeve for 6-5/8" O.D. 48" Depth Post (w/neoprene cap)	77 lbs.

ADJUSTABLE OFFSETS

Have an existing post that needs bracing? These diagonal support braces can be used on any existing 3-1/2" O.D., 4-1/2" O.D., 5-9/16" O.D., and 6-5/8" O.D. straight post without bracing. Adjustable Offsets are manufactured of 2-3/8" O.D. Galvanized steel with diagonal braces of 1-3/8" O.D. Galvanized steel, factory welded to our standard mounting plate. Powder coat colors on page 3.



MODEL #8101-10



Adjustable Offsets

Model	Description	Weight
8103-10	4' Offset for 3-1/2" O.D. Post (w/hardware)	50 lbs.
8101-10	4' Offset for 4-1/2" O.D. Post (w/hardware)	53 lbs.
8101-05	5' Offset for 4-1/2" O.D. Post (w/hardware)	56 lbs.
8101-15	6' Offset for 4-1/2" O.D. Post (w/hardware)	58 lbs.
8102-10	4' Offset for 5-9/16" O.D. Post (w/hardware)	54 lbs.
8102-15	5' Offset for 5-9/16" O.D. Post (w/hardware)	59 lbs.
8104-10	6' Offset for 5-9/16" O.D. Post (w/hardware)	68 lbs.
8104-15	6' Offset for 6-5/8" O.D. Post (w/hardware)	75 lbs.

VOLLEYBALL POSTS



MODEL #2216-00
Nets Not Included

COMPETITION POSTS with FIXED EYES & ROPE CLAMPS

Each competition post comes with individual components. Post 1 has 2 fixed eyes. Post 2 has 2 fixed eyes with rope clamps. All posts are provided in pairs and come standard as galvanized, 3-1/2" O.D. and 4-1/2" O.D. Aluminum posts are also available. These competition posts are specifically for use with nets equipped with top rope (8362-10 or 8362-20) see page 25. Powder coat colors on page 3.




Competition Post Sets with Fixed Eyes & Rope Clamps

Model	Description	Weight
2214-00	2-7/8" O.D. Galv. Competition Volleyball Post Set	125 lbs.
2216-00	3-1/2" O.D. Galv. Competition Volleyball Post Set	157 lbs.
2217-00	4-1/2" O.D. Galv. Competition Volleyball Post Set	227 lbs.
2218-00	5-9/16" O.D. Galv. Competition Volleyball Post Set	307 lbs.
2216-00A	3-1/2" O.D. Aluminum Competition Volleyball Post Set	144 lbs.
2217-00A	4-1/2" O.D. Aluminum Competition Volleyball Post Set	206 lbs.

****Quick Ship items are available for Galvanized posts only.****

All of our posts found on pages 18-20 are designed to be 8'6" above the playing surface. When ordering posts for your sand volleyball court an additional length of post will be added to accommodate the depth of the sand. See page 26 for pricing. Please specify additional length at time of order.





MODEL #2216-31
Nets Not Included

COMPETITION SINGLE CENTER POST

with **FIXED EYES & ROPE CLAMPS**

Center posts come equipped with 2 fixed eyes with rope clamps. This single center post is designed for use on side-by-side courts and is compatible to its mating competition posts. Posts come galvanized as standard. Optional 3-1/2" O.D. and 4-1/2" O.D. Aluminum posts are also available. These center posts are specifically for use with nets equipped with top rope (8362-10 or 8362-20) see page 25. Powder coat colors on page 3.



Competition Single Center Post w/Fixed Eyes & Rope Clamps

Model	Description	Weight
2214-31	2-7/8" O.D. Galvanized Center Post	63 lbs.
2216-31	3-1/2" O.D. Galvanized Center Post	80 lbs.
2217-31	4-1/2" O.D. Galvanized Center Post	115 lbs.
2218-31	5-9/16" O.D. Galvanized Center Post	155 lbs.
2216-31A	3-1/2" O.D. Aluminum Center Post	50 lbs.
2217-31A	4-1/2" O.D. Aluminum Center Post	85 lbs.

****Quick Ship items are available for Galvanized posts only.****

When ordering posts for your sand volleyball court an additional length of post will be added to accommodate the depth of the sand. See page 26 for pricing. Please specify additional length at time of order.

VOLLEYBALL POSTS



DELUXE COMPETITION POSTS

with NET TIGHTENER, SIDE PULLEY & ROPE CLAMPS

Each competition post comes equipped with individual components. Post 1 has 2 fixed eyes. Post 2 has standard net tightener with Removable Handle, side pulley, 1 fixed eye with rope clamp. All posts are provided in pairs and come galvanized as standard. Optional 3-1/2" O.D. and 4-1/2" O.D. Aluminum posts are available. These competition posts can be used with net models equipped with top cables (models 8361-10 and 8361-20) or top rope (8362-10 or 8362-20) see page 25. See page 31 for replacement hardware. Powder coat colors on page 3.

When ordering posts for your sand volleyball court an additional length of post will be added to accommodate the depth of the sand. See page 26 for pricing. Please specify additional length at time of order.



MODEL #2216-21P



Deluxe Competition Post Sets w/Net Tightener, Side Pulley & Rope Clamp

Model	Description	Weight
2214-21	2-7/8" O.D. Galvanized Post Set	135 lbs.
2216-21	3-1/2" O.D. Galvanized Post Set	208 lbs.
2217-21	4-1/2" O.D. Galvanized Post Set	238 lbs.
2218-21	5-9/16" O.D. Galvanized Post Set	318 lbs.
2216-21A	3-1/2" O.D. Aluminum Post Set	146 lbs.
2217-21A	4-1/2" O.D. Aluminum Post Set	208 lbs.

Quick Ship items are available for Galvanized posts only.



MODEL #2216-41



DELUXE COMPETITION SINGLE CENTER POST

with NET TIGHTENER, SIDE PULLEY & ROPE CLAMPS

Center post comes equipped with 2 fixed eyes, rope clamp, standard net tightener with removable handle and side pulley as shown above. This single center post is designed for use when a side-by-side court layout is required, and is ordered in addition to compatible mating competition post models 2214, 2216, 2217, and 2218. Posts come galvanized as standard. 3-1/2" O.D. and 4-1/2" O.D.

Aluminum posts are also available. These center posts can be used with net models . 3-1/2" O.D. and 4-1/2" O.D. Aluminum posts are also available. These center posts can be used with net models equipped with top cables (models 8361-10 and 8361-20) or top rope (8362-10 or 8362-20) see page 25. See page 31 for replacement hardware. Powder coat colors on page 3.

When ordering posts for your sand volleyball court an additional length of post will be added to accommodate the depth of the sand. See page 26 for pricing. Please specify additional length at time of order.



Deluxe Competition Single Center Post w/Fixed Eyes & Rope Clamp

Model	Description	Weight
2214-41	2-7/8" O.D. Galvanized Center Post	75 lbs.
2216-41	3-1/2" O.D. Galvanized Center Post	93 lbs.
2217-41	4-1/2" O.D. Galvanized Center Post	170 lbs.
2218-41	5-9/16" O.D. Galvanized Center Post	250 lbs.
2216-41A	3-1/2" O.D. Aluminum Center Post	63 lbs.
2217-41A	4-1/2" O.D. Aluminum Center Post	148 lbs.

****Quick Ship items are available for Galvanized posts only.****



PRO SERIES COMPETITION POSTS

with NET TIGHTENER, SIDE PULLEY & ROPE CLAMPS

Each competition post comes equipped with individual components. Post 1 has 2-fixed eyes. Post 2 has standard net tightener with removable handle, side pulley, 1 fixed eye with rope clamp. All posts are provided in pairs. These competition posts can be used with net models equipped with top cables (models 8361-10 and 8361-20) or top rope (8362-10 or 8362-20). See page 31 for replacement hardware. Powder coat colors available on page 3.

Galvanized Posts Recommended for Coastal Spray Areas!



MODEL #2219-21P

Pro Series Competition Post Sets

Model	Description	Weight
2219-20A	Powder Coated 4" Square Aluminum Post Set	145 lbs.
2219-20P	Powder Coated 4" Square Steel Post Set	145 lbs.
2219-20HDG	Galvanized 4" Square Steel Post Set	145 lbs.
2219-21A	Powder Coated 5" Square Aluminum Post Set	175 lbs.
2219-21P	Powder Coated 5" Square Steel Post Set	175 lbs.
2219-21HDG	Galvanized 5" Square Steel Post Set	175 lbs.

COMPETITION VOLLEYBALL NETS

PW offers volleyball nets for all of our different post options. These nets are designed with 3mm nylon mesh in a 5" x 7" size. The headband manufactured of 2" white PVC tarp, and side and bottom bindings made of 1" white PVC tarp. Model 8361 features top steel cable and rope ties on bottom. Model 8362 features rope top and bottom.



TOP ROPE MODEL #8362-10

Compatible with all Post Models



TOP CABLE MODEL #8361-10

Compatible on Post Models with Net Tighteners Only



Competition Volleyball Nets

Model	Description	Net Size	Weight
8361-10	Top Cable/Bottom Rope Ties	30' x 3'	6 lbs.
8361-20	Top Cable/Bottom Rope Ties	32' x 3'	7 lbs.
8362-10	Top Rope/Bottom Rope Ties	30' x 3'	5 lbs.
8362-20	Top Rope/Bottom Rope Ties	32' x 3'	6 lbs.

VOLLEYBALL ACCESSORIES

VOLLEYBALL BOUNDARY MARKERS

All markers featured below open up into a 30' x 60' court size shape for marking sand volleyball court boundaries.



MODEL #8365



MODEL #8369



MODEL #8370



MODEL #8371



MODEL #8372

Volleyball Boundary Markers

Model	Description	Weight
8364	1" Strap (with 4 Anchors)	4 lbs.
8365	2" Strap (with 4 Anchors)	8 lbs.
8369	1-1/4" Rope (with #8372 Stakes)	75 lbs.
8370	3/4" Rope (with #8372 Stakes)	18 lbs.
8371	1/4" Rope (with 4 Anchors)	3 lbs.
8372	Heavy-Duty Steel Stakes (with 4 Anchors)	13 lbs.

POST EXTENSION FOR SAND VOLLEYBALL

All of our posts found on pages 18-20 are designed to be 8'6" above the playing surface. When ordering posts for your sand volleyball court an additional length of post will be added to accommodate the depth of the sand.

Please specify additional length at time of order.

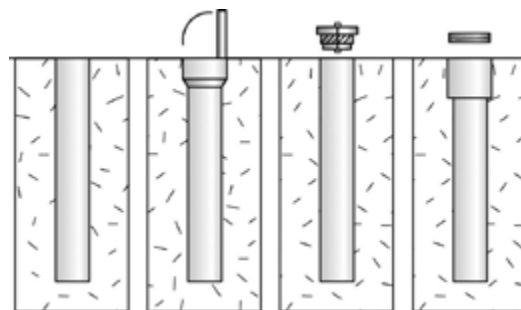
Post Extension for Sand Volleyball (Pair)

Model	Description
2214-EXT	Post Extension for 2-7/8" O.D.
2216-EXT	Post Extension for 3-1/2" O.D.
2217-EXT	Post Extension for 4-1/2" O.D.
2218-EXT	Post Extension for 5-9/16" O.D.
2219-04EXT	Post Extension for 4" Square
2219-05EXT	Post Extension for 5" Square

Single Volleyball Post Ground Sleeve & Cap

Model	Description
8301-24-1	For 2-3/8" O.D.
8302-24-1	For 2-7/8" O.D.
8303-24-1	3-1/2" O.D.
8304-24-1	Cap, For 4-1/2" O.D.
8305-24-1	Cap, For 5-9/16" O.D.

NO CAP HINGED CAP NEOPRENE CAP BRASS CAP



Rope Clamp with S-Hook

Model	Description
604-044	Rope Clamp with S-Hook



Ground Sleeve Brass Cap Tool

Model	Description
8310	Brass Cap Tool

TENNIS & PICKLEBALL POSTS

Manufactured of 3-1/2" O.D. Galvanized steel, these posts include all necessary hardware for proper net attachment. Post 1 has 2 fixed eyes. Post 2 has standard net tightener with removable handle, and a top or side pulley (depending on model number selected). All posts come galvanized as standard. See page 31 for replacement hardware. Powder coat colors on page 3.



MODEL #2201-11

MODEL #2201-20

Tennis & Pickleball Posts

Model	Post Size	Post 1	Post 2	Weight
2201-11	Tennis 3-1/2" O.D. Post Set	2 Fixed Eyes	1 Fixed Eye, Net Tightener with Removable Handle, Top Pulley	117 lbs.
2201-20	Tennis 3-1/2" O.D. Post Set	2 Fixed Eyes	1 Fixed Eye, Net Tightener with Removable Handle, Side Pulley	120 lbs.
2202-11	Pickleball 3-1/2" O.D. Post Set	2 Fixed Eyes	1 Fixed Eye, Net Tightener with Removable Handle, Top Pulley	117 lbs.
2202-20	Pickleball 3-1/2" O.D. Post Set	2 Fixed Eyes	1 Fixed Eye, Net Tightener with Removable Handle, Side Pulley	120 lbs.

RECOMMENDED GROUND SLEEVES

Tennis & Pickleball 3-1/2" Post Ground Sleeves

Model	Description	Weight
8303-24-2	Ground Sleeve 24", No Cap (Pair)	60 lbs.
8303-24-2H	Ground Sleeve 24", Hinged Cap (Pair)	64 lbs.
8303-24-2N	Ground Sleeve 24", Neoprene Cap (Pair)	64 lbs.
8303-24-2B	Ground Sleeve 24", Brass Screw Cap (Pair)	68 lbs.

HEAVY-DUTY TENNIS POSTS

HEAVY-DUTY TENNIS POSTS

Every post features an internal top cap to help seal out the elements. All of our posts are designed to permit 24" of depth for in-ground sleeves or permanent concrete footings.

The standard post color is green, which can be Quick Shipped, black is available at standard lead times. Nets sold separately – see below.

- Posts are 3" O.D. round or 3" square, 11-gauge steel
- Cast aluminum alloy caps and gear housings
- Baked-on polyester powder coat finish
- Chrome plated gear plate and handle
- Internally wound with a self-locking gear mechanism
- Plated, steel gears
- Case hardened small gear



MODEL #2206-GRN



MODEL #2205-GRN



Heavy-Duty Tennis Posts

Model	Description	Weight
2205-BLK	Square Tennis Posts (Black) - 1 Pair	50 lbs.
2205-GRN	Square Tennis Posts (Green) - 1 Pair	50 lbs.
2206-BLK	Round Tennis Posts (Black) - 1 Pair	50 lbs.
2206-GRN	Round Tennis Posts (Green) - 1 Pair	50 lbs.
2206-01	3" Round Sleeve with Cap (Pair)	10 lbs.
8303A-SQ24-2	Aluminum Sleeves for Model #2205 (Pair)	8 lbs.
8303-15	Square Caps for Aluminum Sleeves (Pair)	9 lbs.

Heavy-Duty Heavy-Duty Tennis Post Replacement Parts

Model	Description	Weight
8410-SQBK	Repl. Cap with Pulley - Square Black	10 lbs.
8410-SQGR	Repl. Cap with Pulley - Square Green	10 lbs.
8410-RDBK	Repl. Cap with Pulley - Round Black	10 lbs.
8410-RDGR	Repl. Cap with Pulley - Round Green	10 lbs.
8411-SQBK	Repl. Cap for 2nd Post - Square Black	10 lbs.
8411-SQGR	Repl. Cap for 2nd Post - Square Green	10 lbs.
8411-RDBK	Repl. Cap for 2nd Post - Round Black	10 lbs.
8411-RDGR	Repl. Cap for 2nd Post - Round Green	10 lbs.
8412-RD	Repl. Gear Assembly - Round	3 lbs.
8412-SQ	Repl. Gear Assembly - Square	3 lbs.
615-024	Repl. Cap for 2nd Post	1 lbs.
615-025	Repl. Winder Handle	1 lbs.

TENNIS POST ACCESSORIES

PW manufactures a complete line of fittings and hardware accessories for our most popular tennis posts. All of our net post fittings and hardware are hot dip galvanized after fabrication (except net tightener with removable handle) to protect against the elements of weather and potential corrosion.



MODEL #8321-03NT
Net Tightener with Removable Handle.



MODEL #8321-03TPP
Top Pulley (Powder Coated)



MODEL #8321-03SPP
Side Pulley (Powder Coated)



MODEL #8371-20
Ground Anchor




MODEL #8371-30
Net Tie Down Strap

Tennis Post Hardware & Accessories

Model	Description	Weight
8321-03NT	Net Tightener with Removable Handle and Crank Assembly (Black Only)	10 lbs.
8321-NTH	Net Tightener Removable Handle Replacement (Handle Only)	1 lbs.
8321-03TPG	3-1/2" O.D. Top Pulley (Galvanized)	4 lbs.
8321-03SPG	3-1/2" O.D. Side Pulley (Galvanized)	5 lbs.
8321-03TPP	3-1/2" O.D. Top Pulley (Powder Coated)	4 lbs.
8321-03SPP	3-1/2" O.D. Side Pulley (Powder Coated)	5 lbs.
8371-20	Ground Anchor	2 lbs.
8371-30	Net Tie Down Strap	2 lbs.

CHAMPION & PREMIUM TENNIS & PICKLEBALL NETS

Our Tennis Nets are manufactured with braided, 3mm black nylon mesh with a 1-3/4" size. The top binding is manufactured of 2-1/2" white PVC tarp and features a steel cable rope, with the side and bottom bindings made of 1-1/2" white PVC tarp. The Premium Net features 42" wood dowels inside the side bindings.

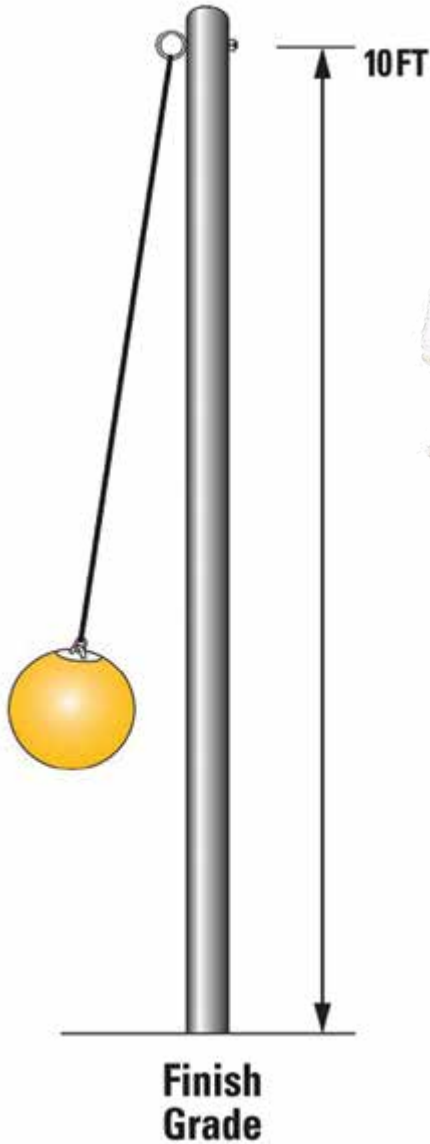


Champion & Premium Court Sport Nets

Model	Description	Weight
8353	Champion Tennis Net, 42' x 3-1/2'	15 lbs.
8352	Premium Tennis Net, 42' x 3-1/2'	19 lbs.
8354	Pickleball Net, 22' x 36"	15 lbs.

TETHER BALL POSTS

Our tether ball posts are manufactured of heavy-duty, galvanized steel for maximum strength and durability. Installed posts stand 10 feet and come with a welded cap. Each post is equipped with a 3/8" plated eyebolt, 30" plated chain (7/32" diameter) and a swivel snap for ball attachment. Our tether balls are regulation size and shape and are manufactured of a fully molded butyl bladder and nylon.



MODEL #2221-10



Tetherball Posts

Model	Description	Weight
2221-10	2-3/8" O.D. Tetherball Post with Ball	50 lbs.
2221-20	Two Piece 2-3/8" O.D. Tetherball Post with Ball	59 lbs.
8390	Replacement Tetherball with Ball and Rope	2 lbs.



REPLACEMENT HARDWARE

PW manufactures a complete line of fittings and hardware accessories for our most popular sizes of posts. All of our net post fittings are treated to protect against the elements of weather and potential corrosion. When you purchase a complete post set, all appropriate hardware and fittings are provided. Should you wish to purchase additional hardware and fittings for existing posts, or as replacement parts, please refer to the following charts.

NET TIGHTENER WITH REMOVABLE HANDLE



8321-xxNT
ADJUSTABLE COLLAR, NET TIGHTENER
AND REMOVABLE HANDLE (COMPLETE UNIT)



8321-PH
PULLEY & HANDLE COMBO



8321-NTH
HANDLE

Net Tightener with Removable Handle

Model	Description
8321-02NT	2-7/8" O.D. Net Tightener with Removable Handle
8321-03NT	3-1/2" O.D. Net Tightener with Removable Handle
8321-04NT	4-1/2" O.D. Net Tightener with Removable Handle
8321-05NT	5-9/16" O.D. Net Tightener with Removable Handle

8321 Replacement Parts

Model	Description
8321-NTH	Net Tightener Replacement Handle (Black)
8321-PH	Net Tightener Pulley & Handle Combo

ADJUSTABLE COLLARS



8321-xxC
ADJUSTABLE COLLAR
MULTIPLE SIZES AVAILABLE



8321-xxAE
ADJUSTABLE COLLAR
with EYE BOLT
MULTIPLE SIZES AVAILABLE

Adjustable Collar

Model	Description
8321-02C	2-7/8" O.D. Adjustable Collar
8321-03C	3-1/2" O.D. Adjustable Collar
8321-04C	4-1/2" O.D. Adjustable Collar
8321-05C	5-9/16" O.D. Adjustable Collar

Adjustable Collar with Eye Bolt

Model	Description
8321-02AE	2-7/8" O.D. Adjustable Collar with Eye Bolt
8321-03AE	3-1/2" O.D. Adjustable Collar with Eye Bolt
8321-04AE	4-1/2" O.D. Adjustable Collar with Eye Bolt
8321-05AE	5-9/16" O.D. Adjustable Collar with Eye Bolt

SIDE & TOP PULLEYS



Tennis & Pickleball Post Pulleys

Model	Size
8321-03TP	3-1/2" O.D. Top Pulley
8321-03SP	3-1/2" O.D. Side Pulley



Volleyball Side Pulleys

Model	Size
8321-02SP	2-7/8"
8321-03SP	3-1/2"
8321-04SP	4-1/2"
8321-05SP	5-9/16"

Replacement Pulley Wheel

Model	Size	Weight
8321-P	Replacement Pulley Wheel	1 lbs.

SOCCER GOALS



Manufactured of 2" x 4" aluminum or galvanized steel crossbars and support posts with 2-3/8" O.D. Galvanized end frames. Crossbars are Powder Coated white. Available in 4 sizes, these goals come complete with Heavy-Duty Soccer Nets, and Ties. Portable models include #8347 Auger Style Anchoring System.

2" x 4" Soccer Goals - Complete System (4'2" x 6')

Model	Description	Weight	Qty	Recommended Ground Sleeves
2239-06A	Aluminum Goals with End Frames (Portable)	136 lbs.	per Pair	8346-30(4) 2 Per Frame

2" x 4" Soccer Goals - Complete System (6'6" x 12')

Model	Description	Weight	Qty	Recommended Ground Sleeves
2238-12A	Aluminum Goals without Net Supports (Permanent)	198 lbs.	per Pair	8324-24(4)
2238-12G	Steel Goals without Net Supports (Permanent)	295 lbs.	per Pair	8324-24(4)
2238-13A	Aluminum Goals with 2 Net Supports (Permanent)	380 lbs.	per Pair	8324-24(4), 8301-24(4)
2238-13G	Steel Goals with 2 Net Supports (Permanent)	486 lbs.	per Pair	8324-24(4), 8301-24(4)
2239-12A	Aluminum Goals with End Frames (Portable)	569 lbs.	per Pair	8346-30(4) 2 Per Frame
2239-12G	Steel Goals with End Frames (Portable)	759 lbs.	per Pair	8346-30(4) 2 Per Frame

2" x 4" Soccer Goals - Complete System (6'6" x 18')

Model	Description	Weight	Qty	Recommended Ground Sleeves
2238-18A	Aluminum Goals without Net Supports (Permanent)	198 lbs.	per Pair	8324-24(4)
2238-18G	Steel Goals without Net Supports (Permanent)	351 lbs.	per Pair	8324-24(4)
2238-19A	Aluminum Goals with 2 Net Supports (Permanent)	410 lbs.	per Pair	8324-24(4), 8301-24(4)
2238-19G	Steel Goals with 2 Net Supports (Permanent)	542 lbs.	per Pair	8324-24(4), 8301-24(4)
2239-18A	Aluminum Goals with End Frames (Portable)	536 lbs.	per Pair	8346-30(4) 2 Per Frame
2239-18G	Steel Goals with End Frames (Portable)	726 lbs.	per Pair	8346-30(4) 2 Per Frame

2" x 4" Soccer Goals - Complete System (7' x 21')

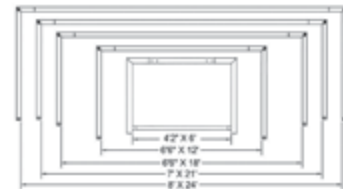
Model	Description	Weight	Qty	Recommended Ground Sleeves
2238-21A	Aluminum Goals without Net Supports (Permanent)	220 lbs.	per Pair	8324-24(4)
2238-21G	Steel Goals without Net Supports (Permanent)	390 lbs.	per Pair	8324-24(4)
2238-22A	Aluminum Goals with 2 Net Supports (Permanent)	456 lbs.	per Pair	8324-24(4), 8301-24(4)
2238-22G	Steel Goals with 2 Net Supports (Permanent)	602 lbs.	per Pair	8324-24(4), 8301-24(4)
2239-21A	Aluminum Goals with End Frames (Portable)	536 lbs.	per Pair	8346-30(4) 2 Per Frame
2239-21G	Steel Goals with End Frames (Portable)	726 lbs.	per Pair	8346-30(4) 2 Per Frame

2" x 4" Soccer Goals - Complete System (8' x 24')

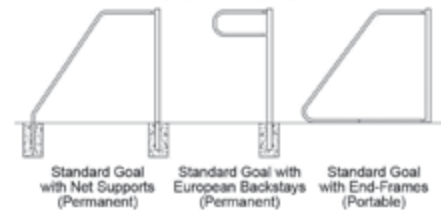
Model	Description	Weight	Qty	Recommended Ground Sleeves
2238-00A	Aluminum Goals without Net Supports (Permanent)	244 lbs.	per Pair	8324-24(4)
2238-00G	Steel Goals without Net Supports (Permanent)	434 lbs.	per Pair	8324-24(4)
2238-01A	Aluminum Goals with 2 Net Supports (Permanent)	480 lbs.	per Pair	8324-24(4), 8301-24(4)
2238-01G	Steel Goals with 2 Net Supports (Permanent)	670 lbs.	per Pair	8324-24(4), 8301-24(4)
2238-03A	Aluminum European Style Goals (Permanent)	332 lbs.	per Pair	8324-24(4)
2238-03G	Steel European Style Goals (Permanent)	522 lbs.	per Pair	8324-24(4)
2239-00A	Aluminum Goals with End Frames (Portable)	569 lbs.	per Pair	8346-30(4) 2 Per Frame
2239-00G	Steel Goals with End Frames (Portable)	759 lbs.	per Pair	8346-30(4) 2 Per Frame



Front View



Side Views



**Note: Ground Sleeves for our Permanent Goals are available. This add-on purchase gives the consumer the option of having a permanent goal that is also removable, Perfect for multi-purpose sports fields. Our Ground Sleeve and Auger options can be found on Page 36. **

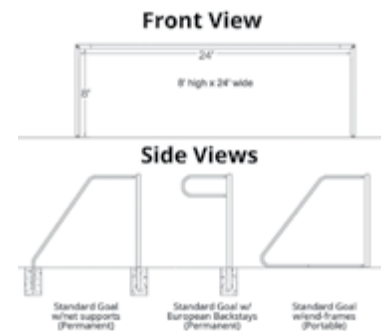
HEAVY-DUTY NCAA REGULATION GOALS



Our NCAA regulation soccer goals are made to meet some of the most stringent requirements for today's competitive programs. Providing a front opening of 8'x24', the uprights and crossbars are manufactured of 4" square galvanized steel or aluminum and are powder coated white. Net supports and end frames are manufactured of 2-3/8" O.D. Galvanized steel. Auger style anchors #8347 are included on portable models. Optional anchors and ground sleeves are available to meet your specific requirements.

Heavy-Duty NCAA Regulation Goals

Model	Description	Weight	Qty	Recommended Ground Sleeves
2236-00A	Aluminum Goals without Net Supports (Permanent)	300 lbs.	per Pair	8304-SQ24(4)
2236-00G	Steel Goals without Net Supports (Permanent)	554 lbs.	per Pair	8304-SQ24(4)
2236-01A	Aluminum Goals with 2 Net Supports (Permanent)	526 lbs.	per Pair	8304-SQ24(4), 8301-24(4)
2236-01G	Steel Goals with 2 Net Supports (Permanent)	780 lbs.	per Pair	8304-SQ24(4), 8301-24(4)
2236-02A	Aluminum Goals with 3 Net Supports (Permanent)	800 lbs.	per Pair	8304-SQ24(4), 8301-24(6)
2236-02G	Steel Goals with 3 Net Supports (Permanent)	820 lbs.	per Pair	8304-SQ24(4), 8301-24(6)
2236-03A	Aluminum Goals with European-Style Net Supports (Permanent)	340 lbs.	per Pair	8304-SQ24(4)
2236-03G	Steel Goals with European-Style Net Supports (Permanent)	595 lbs.	per Pair	8304-SQ24(4)
2237-01A	Aluminum Goals with End Frames (Portable)	696 lbs.	per Pair	8346-30(4) 2 Per Frame
2237-01G	Steel Goals with End Frames (Portable)	998 lbs.	per Pair	8346-30(4) 2 Per Frame



**Note: Ground Sleeves for our Permanent Goals are available. This add-on purchase gives the consumer the option of having a permanent goal that is also removable, Perfect for multi-purpose sports fields. Our Ground Sleeve and Augur options can be found on Page 36. **

EXTRA HEAVY-DUTY NCAA REGULATION GOALS



MODEL #2235-00G

This heavy-duty portable regulation soccer goal features two top crossbars and three net supports, all made of 2-3/8" O.D. Galvanized steel. The front opening measures 8' x 24' and is constructed of 4" square galvanized steel or aluminum and are powder coated white. Auger style anchors #8347 are included. Optional anchor system and ground sleeves are available to meet your specific requirements.

Extra Heavy-Duty NCAA Regulation Goals

Model	Description	Weight	Qty	Recommended Ground Sleeves
2235-00A	Heavy-Duty Aluminum Goals with 3 Net Supports (Portable)	1,005 lbs.	per Pair	8346-30(4) 2 Per Frame
2235-00G	Heavy-Duty Steel Goals with 3 Net Supports (Portable)	1,050 lbs.	per Pair	8346-30(4) 2 Per Frame

CONSUMER PRODUCT SAFETY ALERT

Warning: Moveable Soccer goals can tip over and cause serious injury or death to children who climb on them or hang from the crossbar.

The USCPSC (US Consumer Product Safety Commission) has determined that portable official soccer goals should be anchored or counter-weighted at all times. For a complete set of the "guidelines" for portable soccer goal safety and warning labels call PW Athletic Mfg. Co. customer service at: 1-800-687-5768



SOCCER GOALS



These 4-1/2" O.D. round goals are manufactured of galvanized steel or aluminum with 2-3/8" O.D. net supports. Crossbar and uprights are powder coated white. Goals are available in 4 sizes to accommodate all age groups. Augers style anchors #8347 are included on portable models. Optional anchors and ground sleeves are available to meet your specific requirements.

Round Soccer Goals (6'6" x 12')

Model	Description	Weight	Qty	Recommended Ground Sleeves
2230-12A	Round Aluminum Goals without Net Supports (Permanent)	177 lbs.	per Pair	8304-24(4)
2230-12G	Round Steel Goals without Net Supports (Permanent)	325 lbs.	per Pair	8304-24(4)
2230-13A	Round Aluminum Goals with 2 Net Supports (Permanent)	412 lbs.	per Pair	8304-24(4), 8301-24(4)
2230-13G	Round Steel Goals with 2 Net Supports (Permanent)	563 lbs.	per Pair	8304-24(4), 8301-24(4)
2231-12A	Round Aluminum Goals with End Frames (Portable)	472 lbs.	per Pair	8346-30(4) 2 Per Frame
2231-12G	Round Steel Goals with End Frames (Portable)	621 lbs.	per Pair	8346-30(4) 2 Per Frame

Round Soccer Goals (6'6" x 18')

Model	Description	Weight	Qty	Recommended Ground Sleeves
2230-18A	Round Aluminum Goals without Net Supports (Permanent)	331 lbs.	per Pair	8304-24(4)
2230-18G	Round Steel Goals without Net Supports (Permanent)	648 lbs.	per Pair	8304-24(4)
2230-19A	Round Aluminum Goals with 2 Net Supports (Permanent)	566 lbs.	per Pair	8304-24(4), 8301-24(4)
2230-19G	Round Steel Goals with 2 Net Supports (Permanent)	886 lbs.	per Pair	8304-24(4), 8301-24(4)
2231-18A	Round Aluminum Goals with End Frames (Portable)	626 lbs.	per Pair	8346-30(4) 2 Per Frame
2231-18G	Round Steel Goals with End Frames (Portable)	944 lbs.	per Pair	8346-30(4) 2 Per Frame

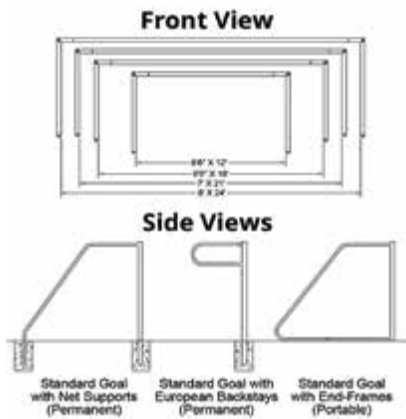
Round Soccer Goals (7' x 21')

Model	Description	Weight	Qty	Recommended Ground Sleeves
2230-21A	Round Aluminum Goals without Net Supports (Permanent)	424 lbs.	per Pair	8304-24(4)
2230-21G	Round Steel Goals without Net Supports (Permanent)	842 lbs.	per Pair	8304-24(4)
2230-22A	Round Aluminum Goals with 2 Net Supports (Permanent)	659 lbs.	per Pair	8304-24(4), 8301-24(4)
2230-22G	Round Steel Goals with 2 Net Supports (Permanent)	1080 lbs.	per Pair	8304-24(4), 8301-24(4)
2231-21A	Round Aluminum Goals with End Frames (Portable)	719 lbs.	per Pair	8346-30(4) 2 Per Frame
2231-21G	Round Steel Goals with End Frames (Portable)	1138 lbs.	per Pair	8346-30(4) 2 Per Frame

Round Soccer Goals (8' x 24')

Model	Description	Weight	Qty	Recommended Ground Sleeves
2230-00A	Round Aluminum Goals without Net Supports (Permanent)	476 lbs.	per Pair	8304-24(4)
2230-00G	Round Steel Goals without Net Supports (Permanent)	950 lbs.	per Pair	8304-24(4)
2230-01A	Round Aluminum Goals with 2 Net Supports (Permanent)	711 lbs.	per Pair	8304-24(4), 8301-24(4)
2230-01G	Round Steel Goals with 2 Net Supports (Permanent)	1188 lbs.	per Pair	8304-24(4), 8301-24(4)
2230-03A	Round Aluminum European Style Goals (Permanent)	566 lbs.	per Pair	8304-24(4)
2230-03G	Round Steel European Style Goals (Permanent)	1041 lbs.	per Pair	8304-24(4)
2231-00A	Round Aluminum Goals with End Frames (Portable)	771 lbs.	per Pair	8346-30(4) 2 Per Frame
2231-00G	Round Steel Goals with End Frames (Portable)	1246 lbs.	per Pair	8346-30(4) 2 Per Frame

****Note:** Ground Sleeves for our Permanent Goals are available. This add-on purchase gives the consumer the option of having a permanent goal that is also removable, Perfect for multi-purpose sports fields. Our Ground Sleeve and Augur options can be found on Page 36. ******



CONSUMER PRODUCT SAFETY ALERT

Warning: Moveable Soccer goals can tip over and cause serious injury or death to children who climb on them or hang from the crossbar.

The USCPSC (US Consumer Product Safety Commission) has determined that portable official soccer goals should be anchored or counter-weighted at all times. For a complete set of the "guidelines" for portable soccer goal safety and warning labels call PW Athletic Mfg. Co. customer service at: 1-800-687-5768



Ideal for programs on smaller budgets. Our youth goals are easily dismantled for quick storage. Goals have a front opening of 8' x 24' and features uprights and crossbars manufactured of 2-3/8" O.D. Galvanized steel.

Youth Goals

Model	Description	Weight	Qty	Recommended Ground Sleeves
2233-00	Youth Goals 8' x 24' without Net Supports (Permanent)	350 lbs.	per Pair	8301-24(4)
2233-01	Youth Goals 8' x 24' with 2 Net Supports (Permanent)	500 lbs.	per Pair	8301-24(4), 8301-24(4)
2233-31	Youth Goals 8' x 24' with End Frames (Portable)	575 lbs.	per Pair	8346-30(4) 2 Per Frame

**Note: Ground Sleeves for our Permanent Goals are available. This add-on purchase gives the consumer the option of having a permanent goal that is also removable, Perfect for multi-purpose sports fields. Our Ground Sleeve and Augur options can be found on Page 36. **



MODEL #2232-00

These heavy-duty 8'H x 24'W goals are made to take the tough punishment of aggressive practices. Manufactured completely of 2-3/8" O.D. Galvanized steel, this goal features two top crossbars reinforced with diagonal supports. Auger type anchors are included.



Practice Soccer Goal Sets

Model	Description	Weight	Qty	Recommended Ground Sleeves
2232-12	2-3/8" O.D. Galvanized Steel, 6'6"H 12'W Goals (Portable)	620 lbs.	per Pair	8346-30(4) 2 Per Frame
2232-18	2-3/8" O.D. Galvanized Steel, 6'6"H 18'W Goals (Portable)	630 lbs.	per Pair	8346-30(4) 2 Per Frame
2232-21	2-3/8" O.D. Galvanized Steel, 7'H 21'W Goals (Portable)	640 lbs.	per Pair	8346-30(4) 2 Per Frame
2232-00	2-3/8" O.D. Galvanized Steel, 8'H 24'W Goals (Portable)	650 lbs.	per Pair	8346-30(4) 2 Per Frame

⚠ CONSUMER PRODUCT SAFETY ALERT ⚠

Warning: Moveable Soccer goals can tip over and cause serious injury or death to children who climb on them or hang from the crossbar.

The USCPSC (US Consumer Product Safety Commission has determined that portable official soccer goals should be anchored or counter-weighted at all times. For a complete set of the "guidelines" for portable soccer goal safety and warning labels call PW Athletic Mfg. Co. customer service at: 1-800-687-5768


NETS & ACCESSORIES



MODEL #8368
Steel Net Stakes



MODEL #8400-04
Heavy-Duty Corner Flags



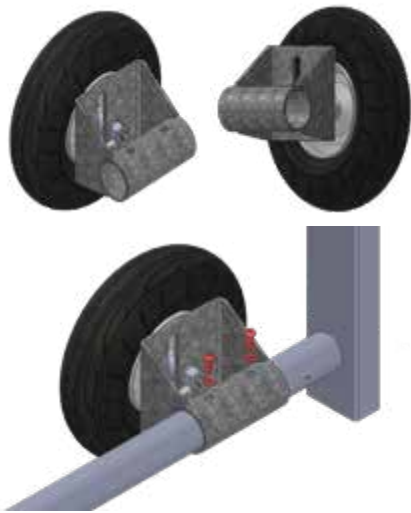
MODEL #8366
Heavy-Duty Soccer Net



MODEL #8373
Nylon Velcro Net Ties

Nets and Accessories

Model	Description	Color	Weight	Qty
8366	8' x 24' Heavy-Duty Soccer Nets	Orange	34 lbs.	per Pair
8367-W	8' x 24' Premium Heavy-Duty Soccer Nets	White	50 lbs.	per Pair
8367-O	8' x 24' Premium Heavy-Duty Soccer Nets	Orange	50 lbs.	per Pair
8385-W	6'6" x 12' Heavy-Duty Soccer Nets	White	16 lbs.	per Pair
8381-W	6'6" x 18' Heavy-Duty Soccer Nets	White	20 lbs.	per Pair
8380-W	7' x 21' Heavy-Duty Soccer Nets	White	26 lbs.	per Pair
8368	16 Steel Net Stakes	N/A	4 lbs.	16
8373	24 Nylon Velcro Net Ties (for 1 pair)	N/A	2 lbs.	24
8400-04	Heavy-Duty Soccer Field Corner Flags (Set of 4)	N/A	8 lbs.	4



Transporter System

Model	Choice of Wheels	Weight
8341-00	Replacement Solid Rubber Wheel, 10" x 2.5" (Wheel Only)	8 lbs.
8341-02	2 Solid Rubber Wheels & Mounts, 10" x 2.5"	20 lbs.
8341-04	4 Solid Rubber Wheels & Mounts, 10" x 2.5"	40 lbs.
8341-08	8 Solid Rubber Wheels & Mounts, 10" x 2.5"	80 lbs.

- Transporter System for Portable Goals
- Two wheels set back from front, tilt to move
- Retract wheels for play

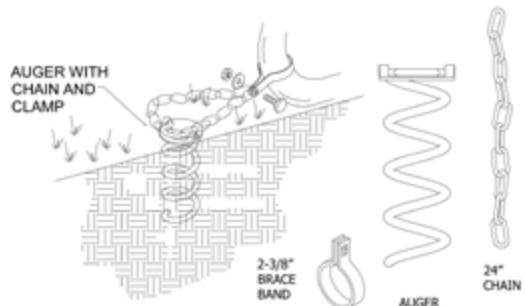
Soccer Goal Ground Sleeves & Augers

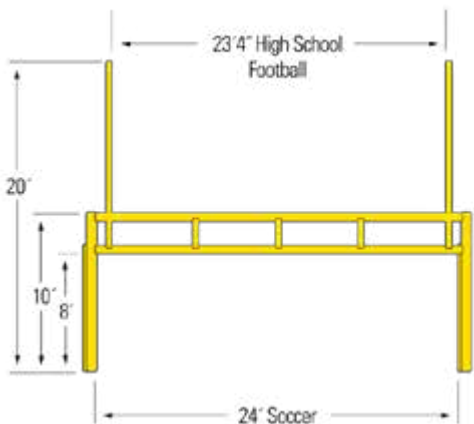
Model	Description	Weight
8301-24-4	Ground Sleeve for 2-3/8" O.D. x 24" without Caps (Set of 4)	60 lbs.
8301-24-4N	Ground Sleeve for 2-3/8" O.D. x 24" with Neoprene Caps (Set of 4)	65 lbs.
8302-36-4	Ground Sleeve for 2-7/8" O.D. x 36" without Caps (Set of 4)	100 lbs.
8302-36-4N	Ground Sleeve for 2-7/8" O.D. x 36" with Neoprene Caps (Set of 4)	105 lbs.
8304-24-4	Ground Sleeve for 4-1/2" O.D. x 24" without Caps (Set of 4)	100 lbs.
8304-24-4N	Ground Sleeve for 4-1/2" O.D. x 24" with Neoprene Caps (Set of 4)	105 lbs.
8304-SQ24-4	Ground Sleeves for 4x4" Posts x 24" without Caps (Set of 4)	100 lbs.
8304-SQ24-4N	Ground Sleeves for 4x4" Posts x 24" with Neoprene Caps (Set of 4)	110 lbs.
8324-24-4	Ground Sleeve for 2x4" Complete Goal Systems without Caps (Set of 4)	100 lbs.
8324-24-4N	Ground Sleeve for 2x4" Complete Goal Systems with Neoprene Caps (Set of 4)	110 lbs.
8346-30	Sleeved Anchors without Caps for all Portable Soccer Goals (Set of 4)	50 lbs.
8346-30N	Sleeved Anchors with Neoprene Caps for all Portable Soccer Goals (Set of 4)	60 lbs.
8347	Augers with Chain and Clamps for all Portable Soccer Goals (Set of 4)	10 lbs.



MODEL #8346-30
J-Hook Illustration
Inside of sleeve

MODEL #8347 - AUGER ANCHOR SYSTEM WITH CHAIN & CLAMP (10 LBS) (Set of 4)





COMBINATION FOOTBALL/SOCCER GOALS

Our combination Football / Soccer Goals provide the perfect solution for multi-purpose field use. This unit is manufactured of 2-7/8" O.D. Galvanized steel with a 2-3/8" O.D. net supports.

The crossbar truss provides 8-foot height for soccer and 10-foot height for football. Goals can be installed in concrete footings or in optional ground sleeves.

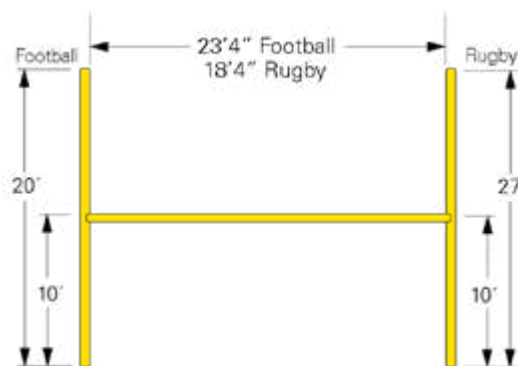
Combination Football/Soccer Goals

Model	Description	Weight	Recommended Ground Sleeves
2224-00	Pair Combo Goals, No Net Supports, (Permanent)	900 lbs.	8302-36(4)
2224-01	Pair Combo Goals, 2 Net Supports, (Permanent)	1,050 lbs.	8302-36(4), 8301-24(4)
2224-02	Pair Combo Goals, 3 Net Supports, (Permanent)	1,125 lbs.	8302-36(4), 8301-24(6)

H-TYPE FOOTBALL/RUGBY GOAL POSTS




PW offers those on a smaller budget our traditional H-Type goalposts. These 3-1/2" O.D. uprights and 2-3/8" O.D. goalposts can be installed permanently or placed in our 36" deep ground sleeves for easy removal. All pricing and models reflect a pair of goals. Goals come galvanized as standard, powder coat colors on page 3. Current NFHSA rules and regulations call for white or yellow uprights.



H-Type Football / Rugby Goal Posts

Model	Description	Weight
2223	H-Type Football Goals with 10' Uprights (20' Total)	857 lbs.
2227	H-Type Rugby Goals with 17' Uprights (27' Total)	857 lbs.
8303-36-4	Sleeves without Caps for Model 2223 (Set of 4)	110 lbs.
8303-36-4N	Sleeves with Neoprene Caps for Model 2223 (Set of 4)	115 lbs.

FOOTBALL GOALS

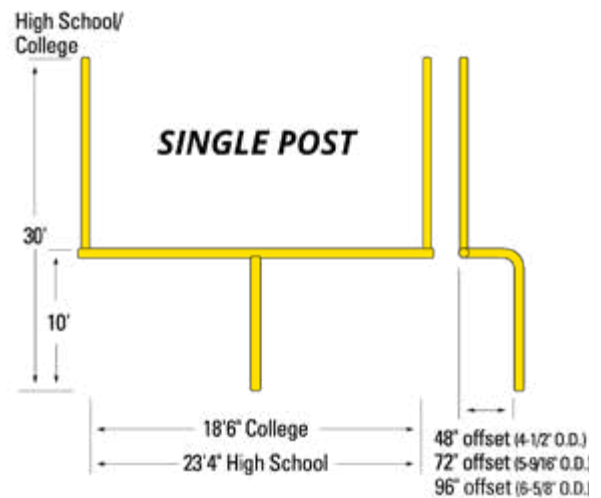


SINGLE-POST GOOSENECK STYLE GOAL POSTS

Our regulation Single Post Goalposts are designed of heavy-duty Schedule 40 galvanized steel. The crossbar is made of 4-1/2" O.D. and the 20' uprights are 2-3/8" O.D. Uprights are equipped with Wind Flags as standard

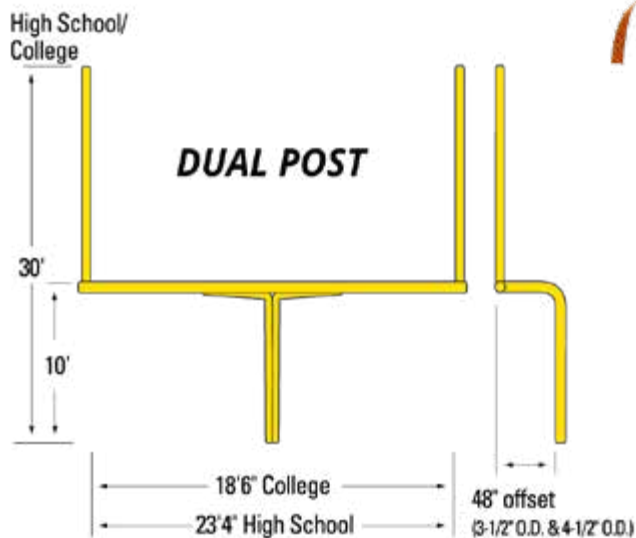
Single-Post Gooseneck Style Goal Posts

Model	Description	Weight
2222-00	4-1/2" O.D., with 4' Offsets, 23'4" Wide High School Goals	820 lbs.
2222-18	4-1/2" O.D., with 4' Offsets, 18'6" Wide College Goals	900 lbs.
2222-20	5-9/16" O.D., with 6' Offsets, 23'4" Wide High School Goals	1,200 lbs.
2222-22	5-9/16" O.D., with 6' Offsets, 18'6" Wide College Goals	1,186 lbs.
2222-23	6-5/8" O.D., with 8' Offsets, 18'6" Wide College Goals	1,345 lbs.
2222-24	6-5/8" O.D., with 8' Offsets, 23'4" Wide High School Goals	1,365 lbs.
8304-48-2	4-1/2" Ground Sleeve 48", No Cap (Pair)	90 lbs.
8304-48-2N	4-1/2" Ground Sleeve 48", Neoprene Cap (Pair)	93 lbs.
8305-48-2	5-9/16" Ground Sleeve 48", No Cap (Pair)	100 lbs.
8305-48-2N	5-9/16" Ground Sleeve 48", Neoprene Cap (Pair)	103 lbs.
8306-48-2	6-5/8" Ground Sleeve 48", No Cap (Pair)	110 lbs.
8306-48-2N	6-5/8" Ground Sleeve 48", Neoprene Cap (Pair)	113 lbs.
8376-04	Post Pad for round posts up to 4-1/2"OD, (Each)	12 lbs.
8376-05	Post Pad for round posts up to 5-9/16"OD, (Each)	15 lbs.
8376-06	Post Pad for round posts up to 6-5/8"OD, (Each)	18 lbs.
FFLAG	Replacement Wind Flags (Pair)	1 lbs.



DUAL-POST GOOSENECK STYLE GOAL POSTS

Our regulation Dual Post Goalposts are designed of heavy-duty Schedule 40 galvanized steel. The support posts are welded together in a stabilizing V-design. The crossbar is made of 3-1/2" O.D. and the 20' uprights are 2-3/8" O.D. Uprights are equipped with Wind Flags as standard



MODEL #2225-00

Dual-Post Gooseneck Style Goal Posts

Model	Description	Weight
2225-00	3-1/2" O.D. High School Football Dual Post Goal Posts with 4' Offset, 23'4" Wide	975 lbs.
2225-01	3-1/2" O.D. College Dual Post Goal Posts with 4' Offset, 18'6" Wide	1,055 lbs.
2226-00	Dual-Post Gooseneck Goal Posts, 3-1/2" O.D., 23'4" Wide High School Goal with 4' Offsets	1,200 lbs.
2226-01	Dual-Post Gooseneck Goal Posts, 3-1/2" O.D., 18'6" Wide College Goal with 4' Offsets	1,186 lbs.
2228-00	Dual-Post Gooseneck Goal Posts, 4-1/2" O.D., 23'4" Wide High School Goal with 4' Offsets	1,350 lbs.
2228-01	Dual-Post Gooseneck Goal Posts, 4-1/2" O.D., 18'6" Wide College Goal with 4' Offsets	1,430 lbs.

BASEBALL ARCH BACKSTOPS

AMERICA'S #1 CHOICE FOR THE ORIGINAL ARCH BACKSTOP SINCE 1919!



MODEL #1218-PV
Powder Coated Frame
Vinyl Coated Mesh

PERPENDICULAR ARCH BACKSTOPS

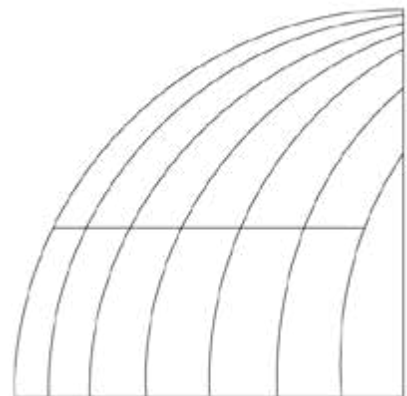
Perpendicular Arch Backstops

Model	Height	Width	Depth	Weight
1214	14'6"	30'	14'6"	1,750 lbs.
1212	15'6"	40'	15'6"	2,250 lbs.
1218	14'6"	50'	14'6"	2,750 lbs.
1216	20'	62'	20'	4,000 lbs.

Add Choices to Model Number. Galvanized Frame Only (F), Galvanized Frame & Mesh (G), Powder Coated Frame Only (FP), Powder Coated Frame & Galvanized Mesh (GP), Powder Coated Frame & Vinyl Coated Mesh (PV). Examples: 1218-PV, 1212-F, 1214-FP, etc.



Model #1212-G
Galvanized Frame
Galvanized Mesh



Profile Details for Perpendicular Models
#1212, #1214, #1216 & #1218

PW Athletic pioneered the now famous "perpendicular" backstop, nationally recognized as the most effective design to control foul balls. No other backstop available comes close to the perfect combination of design, engineering, testing and manufacturing expertise.

A Hallmark of PW Athletic

BASEBALL ARCH BACKSTOPS



**PERPENDICULAR
ARCH BACKSTOPS
WITH 5' OR 10' EXTENSION**

MODEL #1218-05PV
Powder Coated Frame
Vinyl Coated Mesh

Perpendicular Arch Backstop and 5' or 10' Front Cage Extension

Model	Height	Width	Depth	Weight
1214-05	14'6"	30'	19'6"	2,450 lbs.
1214-10	14'6"	30'	24'6"	3,430 lbs.
1212-05	15'6"	40'	20'6"	3,050 lbs.
1212-10	15'6"	40'	25'6"	4,150 lbs.
1218-05	14'6"	50'	19'6"	3,850 lbs.
1218-10	14'6"	50'	24'6"	5,390 lbs.
1216-05	20'	62'	25'	5,375 lbs.
1216-10	20'	62'	30'	6,060 lbs.

Add Choices to Model Number. Galvanized Frame Only (F), Galvanized Frame & Mesh (G), Powder Coated Frame Only (FP), Powder Coated Frame & Galvanized Mesh (GP), Powder Coated Frame & Vinyl Coated Mesh (PV). Examples: 1218-05G, 1212-10PV, 1216-10FP, etc.

POWDER COAT FRAME & MESH COLORS

Backstops come standard as galvanized steel and mesh



Galvanized (Standard)



Black



Brown



Hunter Green



BASEBALL & SOFTBALL BACKSTOPS



Layback Arch Backstops

Model	Height	Width	Depth	Weight
1213	15'6"	40'	15'6"	1,700 lbs.
1217	14'6"	50'	14'6"	1,750 lbs.
1215	20'	62'	20'	2,250 lbs.

Add Choices to Model Number. Galvanized Frame Only (F), Galvanized Frame & Mesh (G), Powder Coated Frame Only (FP), Powder Coated Frame & Galvanized Mesh (GP), Powder Coated Frame & Vinyl Coated Mesh (PV). Examples: 1217-PV, 1215-F, 1213-FP, etc.



MODEL #1215G
Galvanized Frame and Mesh

Layback Models #1213, #1215, & #1217



POWDER COAT FRAME & MESH COLORS

Backstops come standard as galvanized steel and mesh



Galvanized (Standard)



Brown

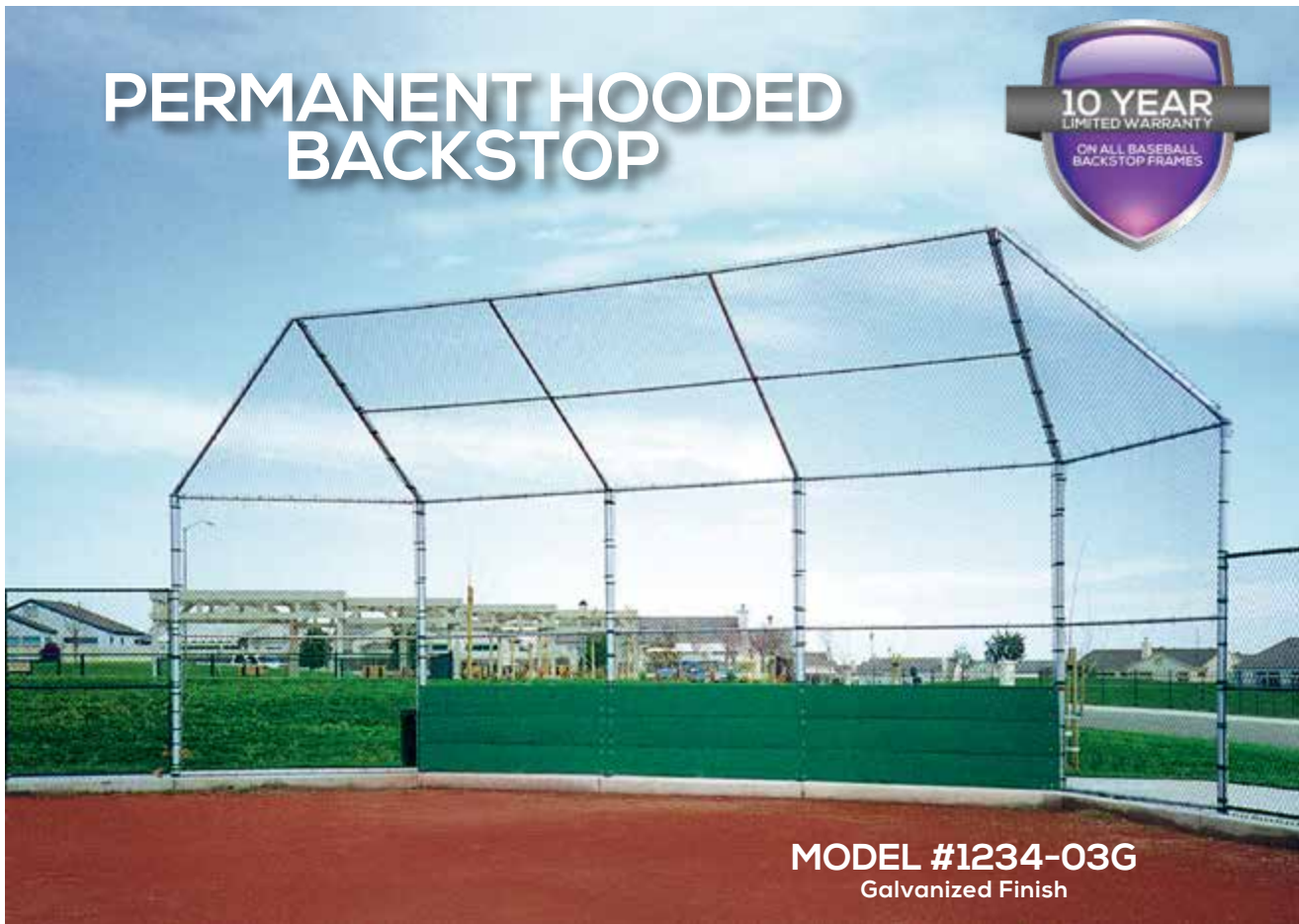


Black



Hunter Green

PERMANENT HOODED BACKSTOP



MODEL #1234-03G
Galvanized Finish

PW's full size models of our original traditional backstop are ideal for heavy-use school and university ball fields, as well as park districts.

Order Galvanized or Powder Coated Frames

Our Optional Green 2" x 12" reinforced, 100% recycled plastic planks are the best in the Industry!

Permanent Hooded Backstop 19'6" x 44' & 19'6" x 54'

Model	Description	Vertical Pipe	Front Height	Front Width	Side Height	Side Width	Rear Height	Rear Width	Depth	Weight
1234-00	Hooded Backstop	2-7/8" O.D.	19'6"	44'	12'	10'	12'	30'	7'6"	2,050 lbs.
1234-02	Hooded with 2 Planks	2-7/8" O.D.	19'6"	44'	12'	10'	12'	30'	7'6"	2,330 lbs.
1234-03	Hooded with 3 Planks	2-7/8" O.D.	19'6"	44'	12'	10'	12'	30'	7'6"	2,470 lbs.
1235-00	Hooded Backstop	3-1/2" O.D.	19'6"	54'	12'	10'	12'	40'	7'6"	2,650 lbs.
1235-02	Hooded with 2 Planks	3-1/2" O.D.	19'6"	54'	12'	10'	12'	40'	7'6"	3,000 lbs.
1235-03	Hooded with 3 Planks	3-1/2" O.D.	19'6"	54'	12'	10'	12'	40'	7'6"	3,175 lbs.

POWDER COAT FRAME & MESH COLORS

Backstops come standard as galvanized steel and mesh



Galvanized (Standard)



Black



Brown

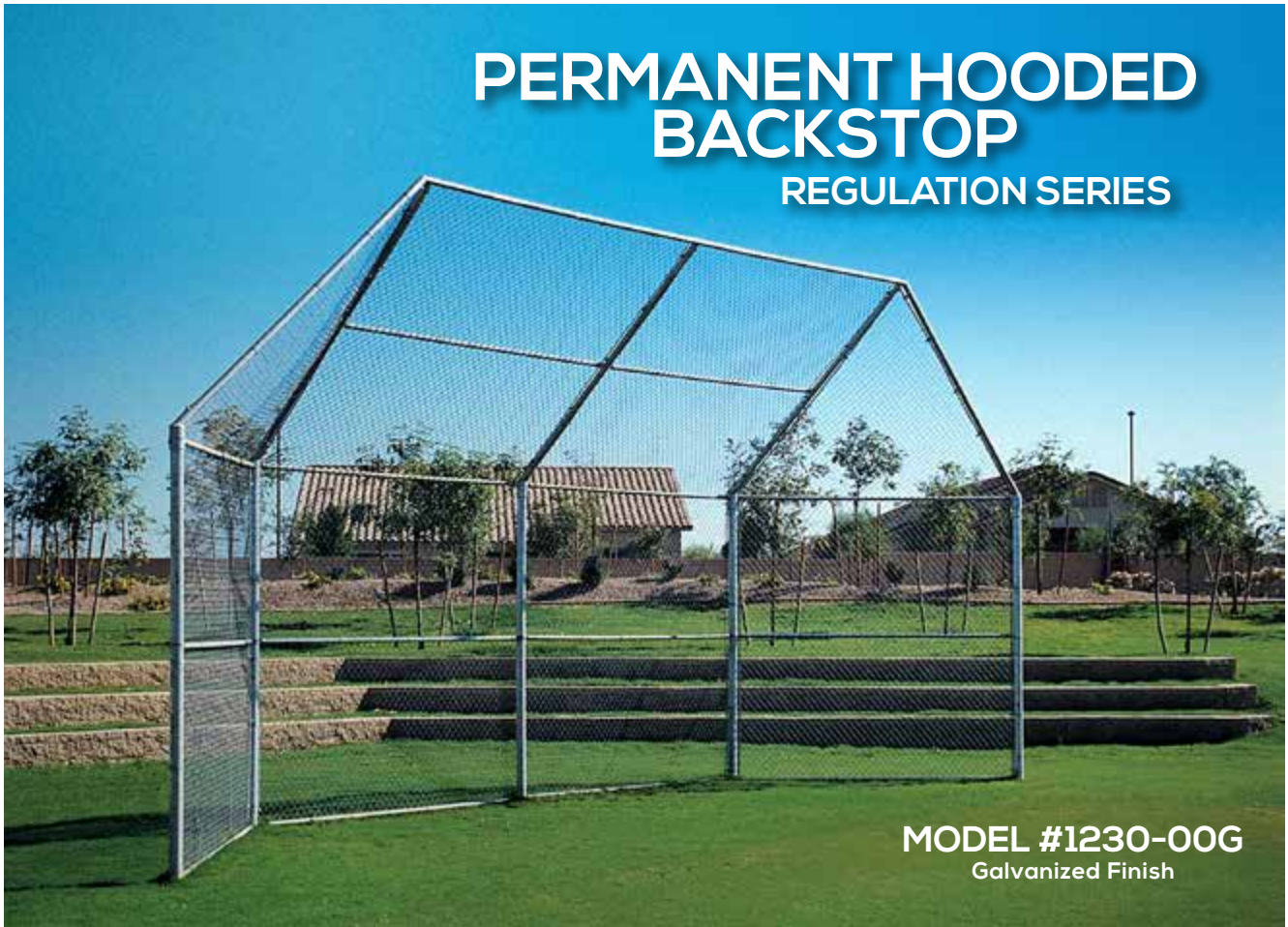


Hunter Green

- Multiple width and height choices to address various levels of team play, spectator safety and property protection.
- Engineered for easy assembly and installation.
- All frames & mesh come standard as galvanized.
- All models available with or without 2" x 12" GREEN recycled plastic planking unless otherwise noted. – PW exclusive.

BASEBALL & SOFTBALL BACKSTOPS

PERMANENT HOODED BACKSTOP REGULATION SERIES



MODEL #1230-00G
Galvanized Finish


The mid-sized model of our original traditional backstop is perfect for average-use ball fields. Comes standard as galvanized. Planking is available in standard Green 2" x 12" reinforced 100% recycled plastic planks.

Permanent Hooded Backstop 17'6" x 34' & 19'6" x 34'

Model	Description	Vertical Pipe	Front Height	Front Width	Side Height	Side Width	Rear Height	Rear Width	Depth	Weight
1230-00	Hooded Backstop	2-3/8" O.D.	17'6"	34'	10'	10'	10'	20'	7'6"	1,475 lbs.
1230-02	Hooded with 2 Planks	2-3/8" O.D.	17'6"	34'	10'	10'	10'	20'	7'6"	1,615 lbs.
1230-03	Hooded with 3 Planks	2-3/8" O.D.	17'6"	34'	10'	10'	10'	20'	7'6"	1,685 lbs.
1233-00	Hooded Backstop	2-7/8" O.D.	19'6"	34'	12'	10'	12'	20'	7'6"	1,650 lbs.
1233-02	Hooded with 2 Planks	2-7/8" O.D.	19'6"	34'	12'	10'	12'	20'	7'6"	1,790 lbs.
1233-03	Hooded with 3 Planks	2-7/8" O.D.	19'6"	34'	12'	10'	12'	20'	7'6"	1,860 lbs.
1240-00	Hooded Backstop	3-1/2" O.D.	17'6"	34'	10'	10'	10'	20'	7'6"	1,800 lbs.
1240-02	Hooded with 2 Planks	3-1/2" O.D.	17'6"	34'	10'	10'	10'	20'	7'6"	1,940 lbs.
1240-03	Hooded with 3 Planks	3-1/2" O.D.	17'6"	34'	10'	10'	10'	20'	7'6"	2,010 lbs.

POWDER COAT FRAME & MESH COLORS


Backstops come standard as galvanized steel and mesh



Galvanized (Standard)



Black



Brown



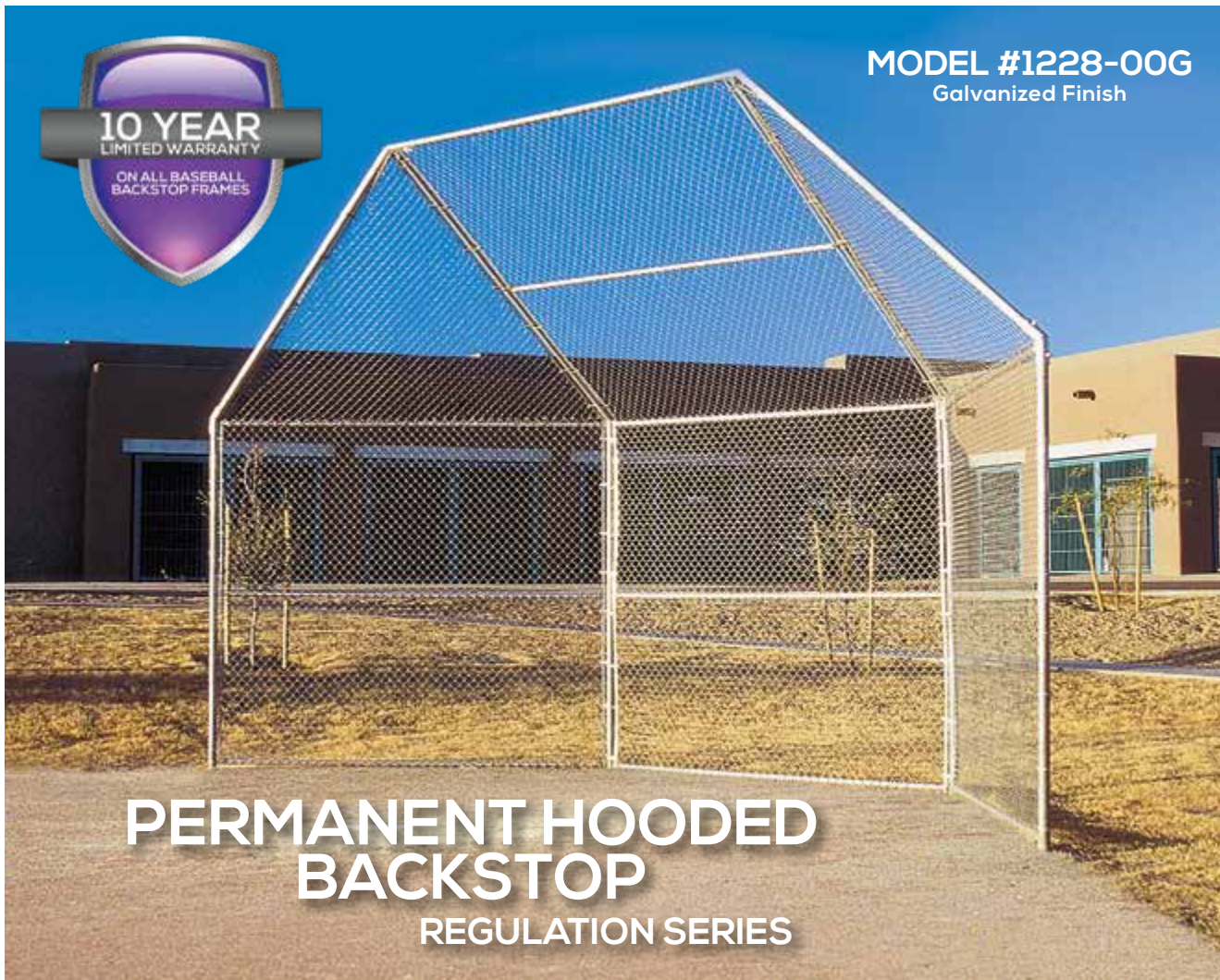
Hunter Green



BASEBALL & SOFTBALL BACKSTOPS



MODEL #1228-00G
Galvanized Finish



PERMANENT HOODED BACKSTOP REGULATION SERIES

The smallest of our original traditional backstops delivers big PW value. Comes standard as galvanized. Planking is available in standard Green 2" x 12" reinforced 100% recycled plastic planks.

Permanent Hooded Backstop 17'6" x 24' Regulation Series

Model	Description	Vertical Pipe	Front Height	Front Width	Side Height	Side Width	Rear Height	Rear Width	Depth	Weight
1228-00	Hooded Backstop	2-3/8" O.D.	17'6"	24'	10'	10'	10'	10'	7'6"	1,110 lbs.
1228-02	Hooded with 2 Planks	2-3/8" O.D.	17'6"	24'	10'	10'	10'	10'	7'6"	1,190 lbs.
1228-03	Hooded with 3 Planks	2-3/8" O.D.	17'6"	24'	10'	10'	10'	10'	7'6"	1,225 lbs.

POWDER COAT FRAME & MESH COLORS

Backstops come standard as galvanized steel and mesh



Galvanized (Standard)



Black



Brown



Hunter Green

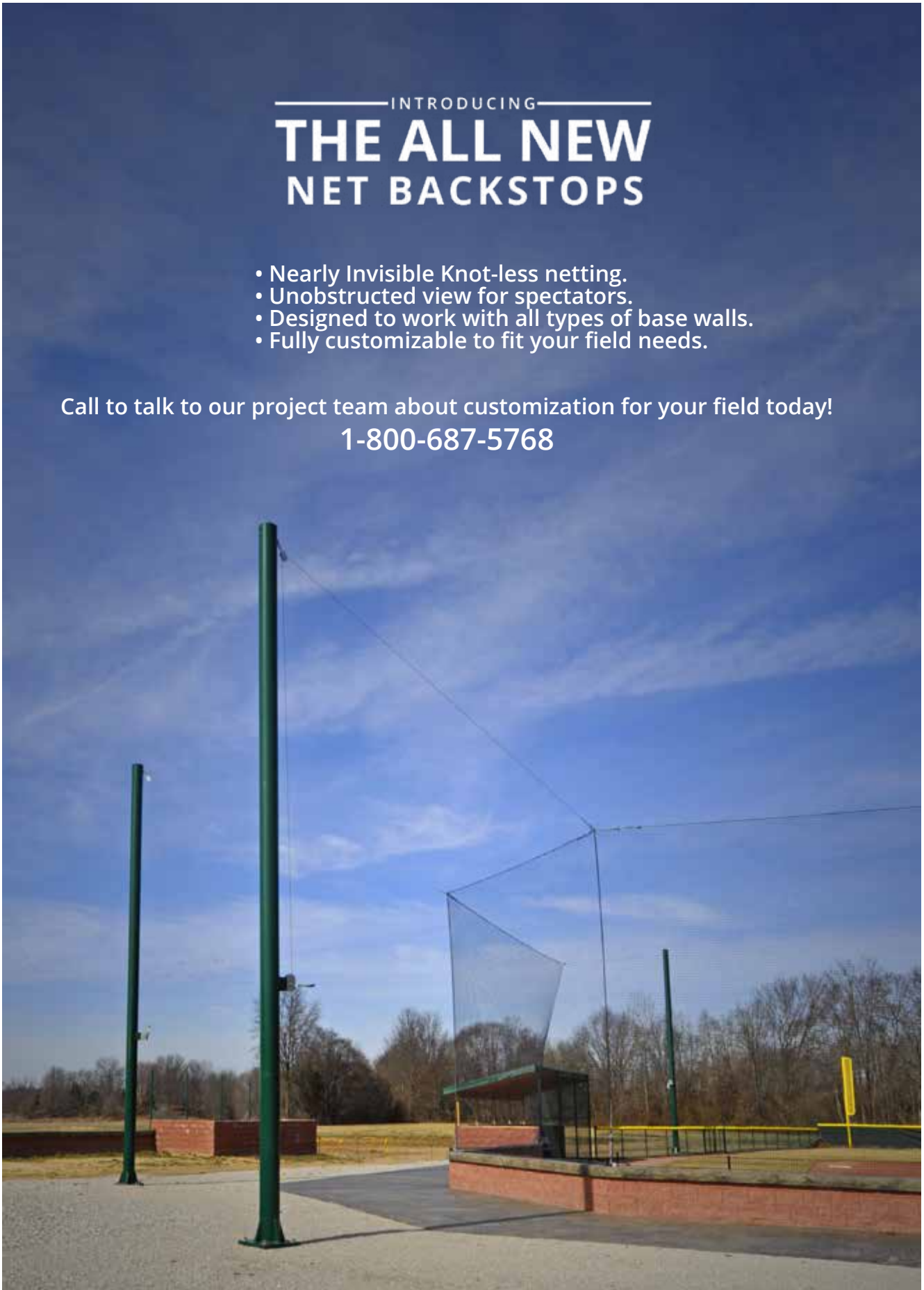
- Multiple width and height choices to address various levels of team play, spectator safety and property protection.
- Engineered for easy assembly and installation.
- All frames & mesh come standard as galvanized.
- All models available with or without 2" x 12" GREEN recycled plastic planking unless otherwise noted. – PW exclusive.

BASEBALL & SOFTBALL BACKSTOPS

— INTRODUCING —
**THE ALL NEW
NET BACKSTOPS**

- Nearly Invisible Knot-less netting.
- Unobstructed view for spectators.
- Designed to work with all types of base walls.
- Fully customizable to fit your field needs.

Call to talk to our project team about customization for your field today!
1-800-687-5768



BASEBALL & SOFTBALL BACKSTOPS

MODEL #1254-3020



PW Athletic Tie-Back Net Backstops are engineered to improve viewing pleasure, and increase safety. Our backstops feature specialized structural engineering to insure they last a lifetime. This backstop design leaves no sight obstructions for the fans, and adds endless eye appeal to any field.



Net Backstops

Model	Posts	Description
1250-3020	4 Posts In Line	Permanent 30'x30'x30'x20' High - Knotless netting 1 7/8 black netting roped nylon - All Hardware and Wire Rope
1250-4030	4 Posts In Line	Permanent 40'x40'x40'x30' High - Knotless netting 1 7/8 black netting roped nylon - All Hardware and Wire Rope
1252-3020	4 Posts In Line	Hoisted 30'x30'x30'x20' High - Knotless netting 1 7/8 black netting roped nylon - Winches and all Hardware and Wire Rope
1252-4030	4 Posts In Line	Hoisted 40'x40'x40'x30' High - Knotless netting 1 7/8 black netting roped nylon - Winches and all Hardware and Wire Rope
1254-3020	4 Posts Tie Back	Hoisted 30'x30'x30'x20' High - Knotless netting 1 7/8 black netting roped nylon - Winches and all Hardware and Wire Rope
1254-4030	4 Posts Tie Back	Hoisted 40'x40'x40'x30' High - Knotless netting 1 7/8 black netting roped nylon - Winches and all Hardware and Wire Rope

BASEBALL & SOFTBALL ACCESSORIES



BASEBALL & SOFTBALL WINDSCREENS

PW's Knitted High Density Polyethylene privacy fabric is specifically engineered to provide sight barrier, windbreak, shade, crowd control and privacy. When properly installed and taken down and stored, our UV stabilize panels can be re-used for many years. Our knitted construction will not fray or ravel as result of a puncture, tear, or rip in the fabric. The knitted panels can be attached right off the roll.

- Multiple width and height choices to address various fences.
- Engineered for easy installation.
- Player protection from the elements during gameplay.

Baseball & Softball Windscreens

Model	Description
1229-4	Windscreen Fabric 4' Tall with Eyelets, Green, 50 Yards
1229-6	Windscreen Fabric 6' Tall with Eyelets, Green, 50 Yards
1229-8	Windscreen Fabric 8' Tall with Eyelets, Green, 50 Yards



BASEBALL & SOFTBALL FENCE POLYCAP

Poly-Cap protective fence guard available for install over your chain link fence which adds safety and visibility to your field. Available in Bright Yellow or Green. Comes in 100' and 250' lengths.

Fence Cap

Model	Description	Weight
1270-10	100' Poly-Cap Protective Guard	40 lbs.
1270-25	250' Poly-Cap Protective Guard	90 lbs.
1270-15	Nylon Ties to attach Poly-Cap Guards (Set of 100)	2 lbs.

MAJOR LEAGUE BASEBALL BASES



MODEL #8500-00 Home Plate with Anchor, white rubber with beveled edge includes plate anchor.



MODEL #8503-00 Complete Set of 3 Bases, Heavy-Duty white rubber, includes ground anchors.



MODEL #8504-00
Dislodging Safety Base



The dislodging base is designed to reduce the potential for injuries sustained through sliding. On impact the top pad dislodges from the base plate. The pad can be reset on the plate in seconds.



MODEL #8501-00
Professional Style Home Plate.



MODEL #8510-00
4-Way Pitching Rubber

Major League Baseball Bases

Model	Description	Weight
8500-00	Home Plate with Anchor	24 lbs.
8501-00	Professional Style Home Plate (Bury Mount)	25 lbs.
8502-01	Ground Anchors (Set of 3)	3 lbs.
8502-02	Replacement Plugs for Ground Anchors (Set of 3)	3 lbs.
8503-00	Complete Set of 3 Bases (Includes Anchors)	48 lbs.
8510-00	4-Way Pitching Rubber (Bury Mount)	30 lbs.
8504-00	Dislodging Safety Base (Set of 3)	56 lbs.
8505-00	Double First Base	50 lbs.
8506-00	Double First Base and 2 Standard Bases	55 lbs.

BAT RACKS

All welded construction. Bat holders are manufactured of 4-1/2" O.D. Aluminum with 2" O.D. Aluminum support posts. Comes standard as in-ground mount, surface mount option available.



Bat Racks

Model	Description	Weight
1280-08P	Bat Holder for 8 Bats	69 lbs.
1280-15P	Bat Holder for 15 Bats	83 lbs.

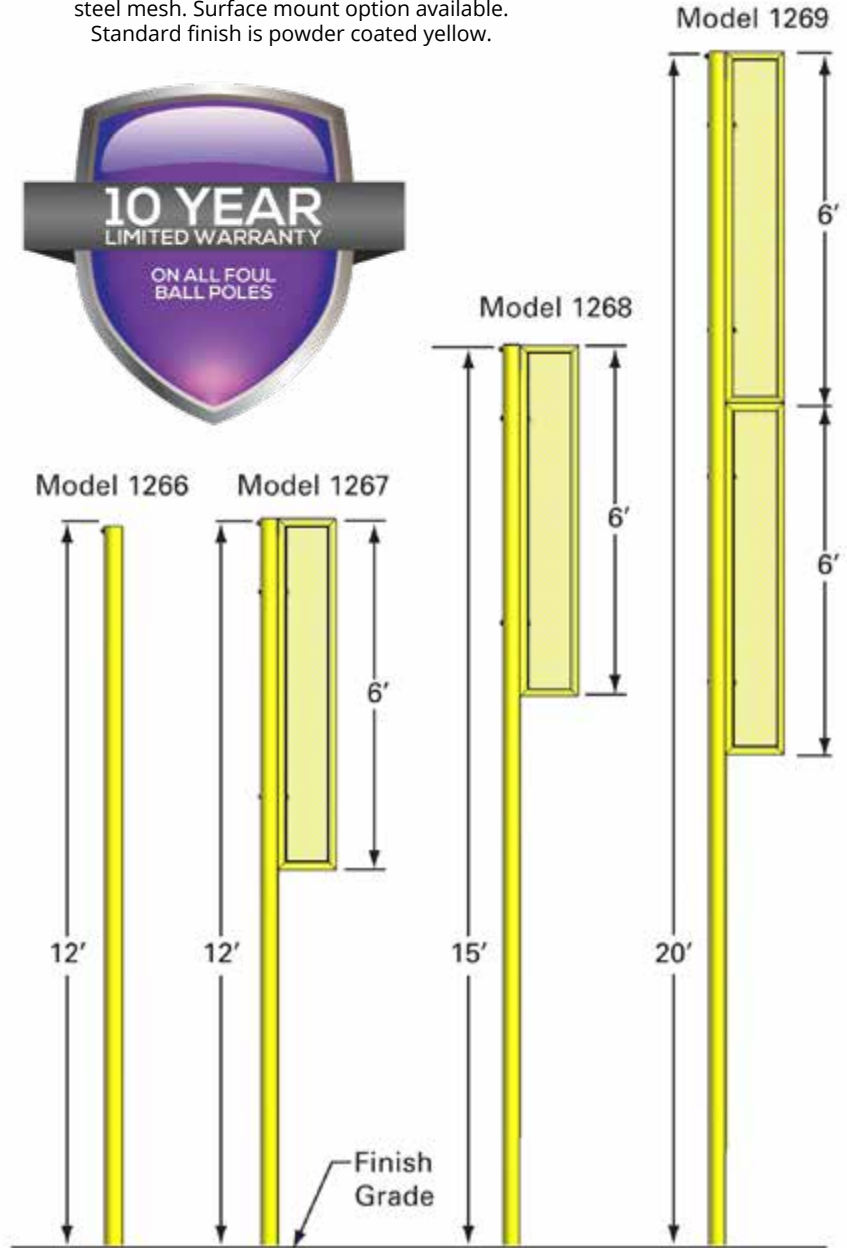
VALUE SERIES FOUL BALL POLES

VALUE SERIES FOUL BALL POLES

Foul ball poles manufactured from one piece 3-1/2" O.D. Heavy-duty galvanized steel. Flag is manufactured from 14 gauge 1-1/2" square steel tube with mitered corners and diamond steel mesh. Surface mount option available. Standard finish is powder coated yellow.



MODEL #1267



Value Series Foul Ball Poles

Model	Number of Posts	Post Size	Flag Size	Height	Weight
1266	2	3-1/2" O.D. Post	N/A	12'	130 lbs.
1267	2	3-1/2" O.D. Post	12" x 6'	12'	185 lbs.
1268	2	3-1/2" O.D. Post	12" x 6'	15'	210 lbs.
1269	2	3-1/2" O.D. Post	(2) 12" x 6'	20'	320 lbs.
1200-VSM	N/A	Surface Mount Option	N/A	N/A	160 lbs.
8376-03	N/A	Post Pad for round posts up to 3-1/2"OD	N/A	N/A	10 lbs.

PRO SERIES FOUL BALL POLES

PRO SERIES FOUL BALL POLES

To ensure our foul ball poles meet all critical specifications, we factory-assemble all components before shipping. Flag is manufactured from heavy duty galvanized 2-3/8" O.D. steel pipe and steel mesh. Standard finish is powder coated yellow.

Pro Series Foul Ball Poles

Model	Number of Posts	Post Size	Flag Size	Height	Weight
1271	2	3-1/2" O.D. Post	N/A	20'	210 lbs.
1273	2	3-1/2" O.D. Post	1.5' x 12' Mesh	20'	340 lbs.
1272	2	4-1/2" O.D. Post	1.5' x 12' Mesh	20'	360 lbs.
1274	2	4-1/2" O.D. Post	1.5' x 22' Mesh	30'	540 lbs.
1275	2	5-9/16" O.D. Post	1.5' x 32' Mesh	40'	745 lbs.
1200-PSM	N/A	Surface Mount Option	N/A	N/A	41 lbs.
8376-03	N/A	Post Pad for round posts up to 3-1/2"OD	N/A	N/A	10 lbs.
8376-04	N/A </td <td>Post Pad for round posts up to 4-1/2"OD</td> <td>N/A</td> <td>N/A</td> <td>12 lbs.</td>	Post Pad for round posts up to 4-1/2"OD	N/A	N/A	12 lbs.
8376-05	N/A	Post Pad for round posts up to 5-9/16"OD	N/A	N/A	15 lbs.

MODEL #1275



MODEL #1274



SURFACE MOUNT OPTION

MODEL #1273



MODEL #1272



MODEL #1271



BLEACHER & DUGOUT SHELTERS



BLEACHER & DUGOUT SHELTERS

Looking for protective covering for your bleachers or dugouts? Americana Outdoors is the leader in premium quality protective coverings since 1947. PW Athletic and Americana Outdoors have teamed up to provide our customers with the best shelters available on the market!



For more information give us a call at:
1(800)851-0865

BLEACHERS & DUGOUTS

Options include:


- 1. Metal or Fabric Roofing
- 2. (8) Different 24" W Roof Panel Color Choices
- 3. (10) Different Fabric Roof Panel Color Choices



TIP & ROLL BLEACHERS WITH 8" RISE

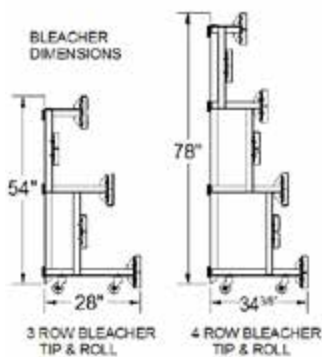


WARNING: Tip and Roll Bleachers should only be used INDOORS and require a capable adult to tip and move into position. Larger units may require two adults.



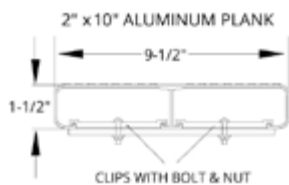
MODEL #1171-315TRA

These bleachers come with 2" x 10" anodized aluminum seats. Our Tip and Roll Bleachers are equipped with caster wheels and foot pads that won't mar or scratch wood floors. Powder coat colors page 3.



Tip & Roll Bleachers

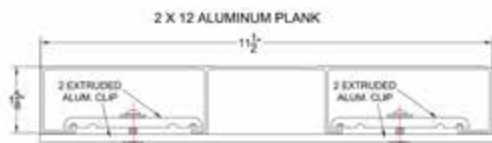
Model	Description	Seating Capacity	Weight
1171-315TRA	3-Row 15' Aluminum Frame Tip & Roll	30	240 lbs.
1171-315TRG	3-Row 15' Galv Steel Frame Tip & Roll	30	265 lbs.
1171-321TRA	3-Row 21' Aluminum Frame Tip & Roll	42	343 lbs.
1171-321TRG	3-Row 21' Galv Steel Frame Tip & Roll	42	375 lbs.
1171-415TRA	4-Row 15' Aluminum Frame Tip & Roll	40	368 lbs.
1171-415TRG	4-Row 15' Galv Steel Frame Tip & Roll	40	493 lbs.
1171-421TRA	4-Row 21' Aluminum Frame Tip & Roll	52	476 lbs.
1171-421TRG	4-Row 21' Galv Steel Frame Tip & Roll	52	667 lbs.
Upcharge to Powder Coat 10" Aluminum Planks			
(Add -P to model # for powder coated frame)			



MODEL #A210
Aluminum Plank and ACLP Clip

ALUMINUM REPLACEMENT PLANKING & SEATING COMPONENTS

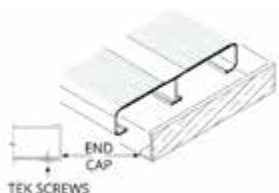
We offer our extra heavy-duty 2" x 10" or 2" x 12" anodized aluminum planks and hardware to be purchased individually to meet your design requirements. Standard stock lengths are 15 ft., 21 ft., 24 ft. and 27 ft.



MODEL #A212 & ACLP
Aluminum Plank and ACLP Clip

Replacement Planking & Seating Components

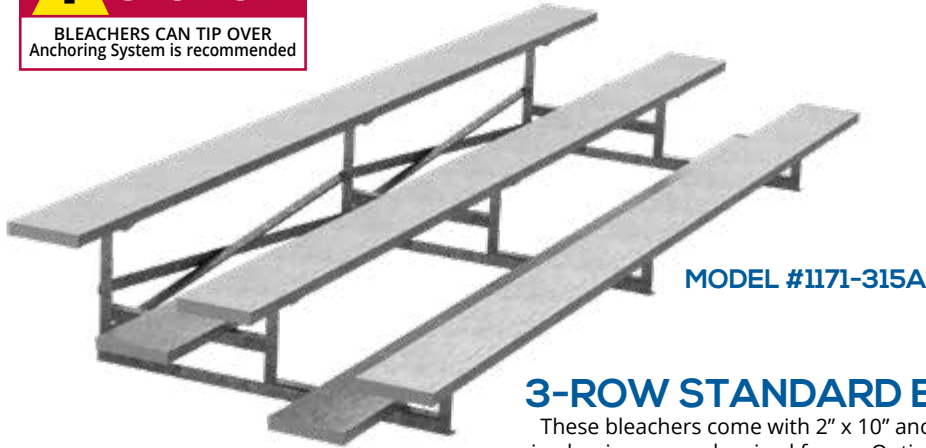
Model	Description	Weight
A210	2" x 10" Anodized Aluminum Plank	1.8 lbs. per ft.
A212	2" x 12" Anodized Aluminum Plank	2.4 lbs.
A210M	2" x 10" Mill Finish Aluminum Plank	1.8 lbs. per ft.
A212M	2" x 12" Mill Finish Aluminum Plank	1.8 lbs. per ft.
AECP-10	2" x 10" Aluminum End Cap with Tek Screws	0.25 lbs.
AECP-12	2" x 12" Aluminum End Cap with Tek Screws	0.25 lbs.
ACLP	Aluminum Attached Clips with Hardware	0.25 lbs.



MODEL #AECP-10 & AECP12
End Cap with Tek Screws

3 & 4 ROW STANDARD BLEACHERS

! CAUTION
BLEACHERS CAN TIP OVER
Anchoring System is recommended



MODEL #1171-315A

3-ROW STANDARD BLEACHERS WITH 6" RISE

These bleachers come with 2" x 10" anodized aluminum seat boards. Available in aluminum or galvanized frame. Optional ground sills made of 2" x 6" pressure treated wood and sized according to length of frame. Powder coat colors page 3.

3-Row Standard Bleachers

Model	Description	Seating Capacity	Weight
1171-315A	3-Row 15' Aluminum Frame without Guardrails	30	235 lbs.
1171-315G	3-Row 15' Galv Steel Frame without Guardrails	30	260 lbs.
1171-321A	3-Row 21' Aluminum Frame without Guardrails	42	338 lbs.
1171-321G	3-Row 21' Galv Steel Frame without Guardrails	42	370 lbs.
1171-327A	3-Row 27' Aluminum Frame without Guardrails	66	441 lbs.
1171-327G	3-Row 27' Galv Steel Frame without Guardrails	66	480 lbs.
BTS	Bleacher Transport System with 2 Wheels & Hitch Assembly	N/A	140 lbs.
BGS3X3	2" x 6" Ground Sills (Set of 3 for 15' Bleacher)	N/A	60 lbs.
BGS3X4	2" x 6" Ground Sills (Set of 4 for 21' Bleacher)	N/A	80lbs.
BGS3X5	2" x 6" Ground Sills (Set of 5 for 27' Bleacher)	N/A	100 lbs.
Upcharge to Powder Coat 10" Aluminum Planks (Add -P to model # for powder coated frame)			



MODEL #1171-415A

! CAUTION
BLEACHERS CAN TIP OVER
Anchoring System is recommended

4-ROW STANDARD BLEACHERS WITH 6" RISE

These bleachers come with 2" x 10" anodized aluminum seats. Available in aluminum or galvanized frame. Optional ground sills made of 2" x 6" pressure treated wood and sized according to length of frame. Powder coat colors page 3.

4-Row Standard Bleachers

Model	Description	Seating Capacity	Weight
1171-415A	4-Row 15' Aluminum Frame without Guardrails	40	318 lbs.
1171-415G	4-Row 15' Galv Steel Frame without Guardrails	40	443 lbs.
1171-421A	4-Row 21' Aluminum Frame without Guardrails	52	426 lbs.
1171-421G	4-Row 21' Galv Steel Frame without Guardrails	52	617 lbs.
1171-427A	4-Row 27' Aluminum Frame without Guardrails	76	534 lbs.
1171-427G	4-Row 27' Galv Steel Frame without Guardrails	76	787 lbs.
BTS	Bleacher Transport System with 2 Wheels & Hitch Assembly	N/A	140 lbs.
BGS4X3	2" x 6" Ground Sills (Set of 3 for 15' Bleacher)	N/A	60 lbs.
BGS4X4	2" x 6" Ground Sills (Set of 4 for 21' Bleacher)	N/A	80lbs.
BGS4X5	2" x 6" Ground Sills (Set of 5 for 27' Bleacher)	N/A	100 lbs.
Upcharge to Powder Coat 10" Aluminum Planks (Add -P to model # for powder coated frame)			

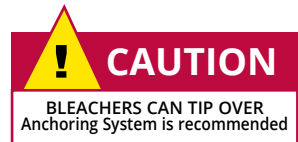
5 ROW STANDARD BLEACHERS



MODEL #1171-515MESHA

5-ROW STANDARD BLEACHERS WITH 6" RISE

- Double foot-boards and risers on rows 4 and 5 for added safety.
- Your choice of vertical bar or mesh guard rails.
- Your choice of Aluminum or Hot Dip Galvanized Frames, made in the U.S.A.
- First row has a seat height of 12".
- Top row has a seat height of 43".
- Seat Planks are 10"W
- Seat planks are anodized aluminum for added protection against black streaks to your clothes.




When ordering bleachers, we advise that you check your local requirements for aisles, guardrails, ADA, or other items. Building codes may vary by year written and by group who issues them.

5-Row Standard Bleachers

Model	Description	Seating Capacity	Weight
1171-515MESHA	5-Row 15' Aluminum Frame with pre-assembled Mesh Guardrails	50	855 lbs.
1171-515MESHG	5-Row 15' Galv Steel Frame with pre-assembled Mesh Guardrails	50	900 lbs.
1171-515VBGRA	5-Row 15' Aluminum Frame with pre-assembled Vertical Bar Guardrails	50	910 lbs.
1171-515VBGRG	5-Row 15' Galv Steel Frame with pre-assembled Vertical Bar Guardrails	50	950 lbs.
1171-521MESHA	5-Row 21' Aluminum Frame with pre-assembled Mesh Guardrails	70	855 lbs.
1171-521MESHG	5-Row 21' Galv Steel Frame with pre-assembled Mesh Guardrails	70	1,080 lbs.
1171-521VBGRA	5-Row 21' Aluminum Frame with pre-assembled Vertical Bar Guardrails	70	1,050 lbs.
1171-521VBGRG	5-Row 21' Galv Steel Frame with pre-assembled Vertical Bar Guardrails	70	1,195 lbs.
1171-527MESHA	5-Row 27' Aluminum Frame with pre-assembled Mesh Guardrails	90	1,525 lbs.
1171-527MESHG	5-Row 27' Galv Steel Frame with pre-assembled Mesh Guardrails	90	1,600 lbs.
1171-527VBGRA	5-Row 27' Aluminum Frame with pre-assembled Vertical Bar Guardrails	90	1,720 lbs.
1171-527VBGRG	5-Row 27' Galv Steel Frame with pre-assembled Vertical Bar Guardrails	90	1,950 lbs.
1171-HRO	Handrail for 5 Row Bleacher	N/A	125 lbs.
1171-ADA	Bleacher ADA Option for Corner Cut Outs and Safety Railing	N/A	N/A
BTS	Bleacher Transport System with 2 Wheels and Hitch Assembly	N/A	140 lbs.
BGS5X3	2" x 6" Ground Sills (Set of 3 for 15' Bleacher)	N/A	60 lbs.
BGS5X4	2" x 6" Ground Sills (Set of 4 for 21' Bleacher)	N/A	80lbs.
BGS5X5	2" x 6" Ground Sills (Set of 5 for 27' Bleacher)	N/A	100 lbs.
Upcharge to Powder Coat 10" Aluminum Planks			
(Add -P to model # for powder coated frame)			

3 & 4 ROW DELUXE BLEACHERS

CAUTION
BLEACHERS CAN TIP OVER
Anchoring System is recommended



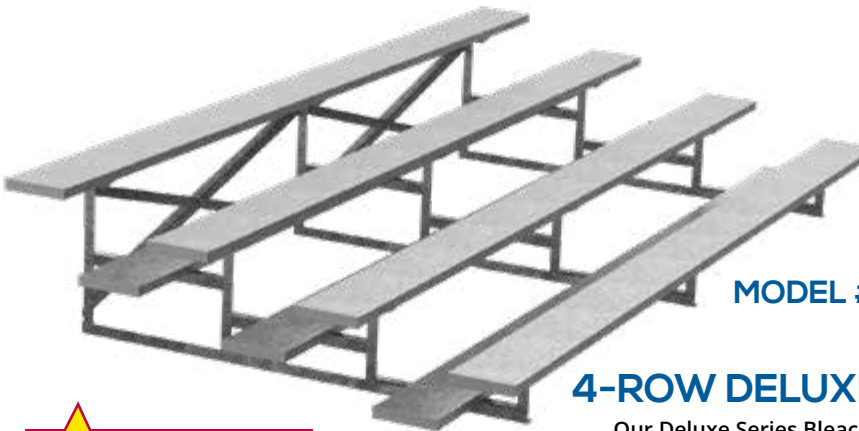
MODEL #1183-315A

3-ROW DELUXE BLEACHERS WITH 6" RISE

Our Deluxe Series Bleachers are designed for dependability and trouble-free maintenance. Featuring 2" x 12" anodized aluminum seats with 6" rise from row to row. Available in either aluminum or galvanized steel frames. Optional 2" x 6" ground sills available.

3-Row Deluxe Bleachers

Model	Description	Seating Capacity	Weight
1183-315A	3-Row 15' Aluminum Frame without Guardrails	30	240 lbs.
1183-315G	3-Row 15' Galv Steel Frame without Guardrails	30	260 lbs.
1183-321A	3-Row 21' Aluminum Frame without Guardrails	42	343 lbs.
1183-321G	3-Row 21' Galv Steel Frame without Guardrails	42	363 lbs.
1183-327A	3-Row 27' Aluminum Frame without Guardrails	66	441 lbs.
1183-327G	3-Row 27' Galv Steel Frame without Guardrails	66	461 lbs.
BTS	Bleacher Transport System with 2 Wheels & Hitch Assembly	N/A	140 lbs.
BGS3X3	2" x 6" Ground Sills (Set of 3 for 15' Bleacher)	N/A	60 lbs.
BGS3X4	2" x 6" Ground Sills (Set of 4 for 21' Bleacher)	N/A	80lbs.
BGS3X5	2" x 6" Ground Sills (Set of 5 for 27' Bleacher)	N/A	100 lbs.
Upcharge to Powder Coat 12" Aluminum Planks (Add -P to model # for powder coated frame)			



MODEL #1183-415A

4-ROW DELUXE BLEACHERS WITH 6" RISE

Our Deluxe Series Bleachers are designed for dependability and trouble-free maintenance. Featuring 2" x 12" anodized aluminum seats with 6" rise from row to row. Available in either aluminum or galvanized steel frames. Optional 2" x 6" ground sills available.

CAUTION
BLEACHERS CAN TIP OVER
Anchoring System is recommended

4-Row Deluxe Bleachers

Model	Description	Seating Capacity	Weight
1183-415A	4-Row 15' Aluminum Frame without Guardrails	40	368 lbs.
1183-415G	4-Row 15' Galv Steel Frame without Guardrails	40	388 lbs.
1183-421A	4-Row 21' Aluminum Frame without Guardrails	52	476 lbs.
1183-421G	4-Row 21' Galv Steel Frame without Guardrails	52	496 lbs.
1183-427A	4-Row 27' Aluminum Frame without Guardrails	76	787 lbs.
1183-427G	4-Row 27' Galv Steel Frame without Guardrails	76	807 lbs.
BTS	Bleacher Transport System with 2 Wheels & Hitch Assembly	N/A	140 lbs.
BGS4X3	2" x 6" Ground Sills (Set of 3 for 15' Bleacher)	N/A	60 lbs.
BGS4X4	2" x 6" Ground Sills (Set of 4 for 21' Bleacher)	N/A	80lbs.
BGS4X5	2" x 6" Ground Sills (Set of 5 for 27' Bleacher)	N/A	100 lbs.
Upcharge to Powder Coat 12" Aluminum Planks (Add -P to model # for powder coated frame)			

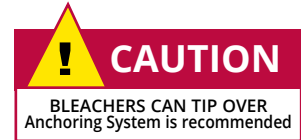
5 ROW DELUXE BLEACHERS



MODEL #1183-515VBGRA

5-RROW DELUXE BLEACHERS WITH 6" RISE

- Double foot-boards and risers on rows 4 and 5 for added safety.
- Your choice of vertical bar or mesh guard rails.
- Your choice of Aluminum or Hot Dip Galvanized Frames, made in the U.S.A.
- First row has a seat height of 12".
- Top row has a seat height of 36".
- Seat Planks are 12"W
- Seat planks are anodized aluminum for added protection against black streaks to your clothes.
- Optional 48" aisle and railing available.
- ADA option available.



When ordering bleachers, we advise that you check your local requirements for aisles, guardrails, ADA, or other items. Building codes may vary by year written and by group who issues them.

5-Row Deluxe Bleachers

Model	Description	Seating Capacity	Weight
1183-515MESH	5-Row 15' Aluminum Frame with pre-assembled Mesh Guardrails	50	880 lbs.
1183-515MESHG	5-Row 15' Galv Steel Frame with pre-assembled Mesh Guardrails	50	990 lbs.
1183-515VBGRA	5-Row 15' Aluminum Frame with pre-assembled Vertical Bar Guardrails	50	995 lbs.
1183-515VBGRG	5-Row 15' Galv Steel Frame with pre-assembled Vertical Bar Guardrails	50	1,095 lbs.
1183-521MESH	5-Row 21' Aluminum Frame with pre-assembled Mesh Guardrails	62	1,055 lbs.
1183-521MESHG	5-Row 21' Galv Steel Frame with pre-assembled Mesh Guardrails	62	1,160 lbs.
1183-521VBGRA	5-Row 21' Aluminum Frame with pre-assembled Vertical Bar Guardrails	62	1,160 lbs.
1183-521VBGRG	5-Row 21' Galv Steel Frame with pre-assembled Vertical Bar Guardrails	62	1,280 lbs.
1183-527MESH	5-Row 27' Aluminum Frame with pre-assembled Mesh Guardrails	86	1,275 lbs.
1183-527MESHG	5-Row 27' Galv Steel Frame with pre-assembled Mesh Guardrails	86	1,390 lbs.
1183-527VBGRA	5-Row 27' Aluminum Frame with pre-assembled Vertical Bar Guardrails	86	1,380 lbs.
1183-527VBGRG	5-Row 27' Galv Steel Frame with pre-assembled Vertical Bar Guardrails	86	1,510 lbs.
1183-ADA	ADA Option for Corner Cut Outs and Safety Railing	N/A	N/A
1183-HR	Handrail for 5 Row Bleacher	N/A	N/A
BGS5X3	2" x 6" Ground Sills (Set of 3 for 15' Bleacher)	N/A	60 lbs.
BGS5X4	2" x 6" Ground Sills (Set of 4 for 21' Bleacher)	N/A	80 lbs.
BGS5X5	2" x 6" Ground Sills (Set of 5 for 27' Bleacher)	N/A	100 lbs.
Upcharge to Powder Coat 12" Aluminum Planks			
(Add -P to model # for powder coated frame)			

5 ROW PREMIUM DELUXE BLEACHERS

PREMIUM DELUXE SERIES OUTDOOR BLEACHERS

Our Premium Deluxe Series Bleachers are designed for dependability and trouble-free maintenance. Featuring 2" x 12" anodized aluminum seats with 6" rise from row to row. Available in either aluminum or galvanized steel frames. Optional 2" x 6" ground sills available.



- Includes center 48" aisle and hand rail.
- Double foot-boards and risers on rows 2-5 for added safety.
- Your choice of vertical bar or mesh guard rails.
- Your choice of Aluminum or Hot Dip Galvanized Frames, made in the U.S.A.
- First row has a seat height of 12".
- Top row has a seat height of 36".
- Seat Planks are 12".
- Seat planks are anodized aluminum for added protection against black streaks to your clothes.
- Two styles of ADA cut-outs available.

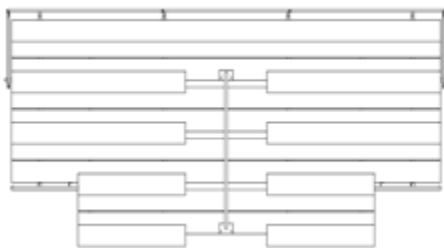
MODEL #1186-521VBGRA

5-RROW 21' & 27' PREMIUM DELUXE BLEACHERS WITH 6" RISE

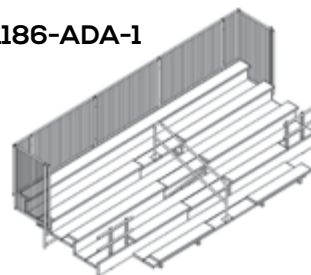
5-Row 21' Premium Deluxe Bleachers

Model	Description	Seating Capacity	Weight
1186-521MESH	5-Row 21' Aluminum Frame with pre-assembled Mesh Guardrails	52	1,280 lbs.
1186-521MESHG	5-Row 21' Galv Steel Frame with pre-assembled Mesh Guardrails	52	1,300 lbs.
1186-521VBGRA	5-Row 21' Aluminum Frame with pre-assembled Vertical Bar Guardrails	52	1,395 lbs.
1186-521VBGRG	5-Row 21' Galv Steel Frame with pre-assembled Vertical Bar Guardrails	52	1,450 lbs.
1186-527MESH	5-Row 27' Aluminum Frame with pre-assembled Mesh Guardrails	52	1,280 lbs.
1186-527MESHG	5-Row 27' Galv Steel Frame with pre-assembled Mesh Guardrails	52	1,300 lbs.
1186-527VBGRA	5-Row 27' Aluminum Frame with pre-assembled Vertical Bar Guardrails	52	1,395 lbs.
1186-527VBGRG	5-Row 27' Galv Steel Frame with pre-assembled Vertical Bar Guardrails	52	1,450 lbs.
1186-ADA-1	ADA Option with Center Aisle and Corner ADA Cutout	N/A	N/A
1186-ADA-2	ADA Option with Side Aisle and Offset Center ADA Cutout	N/A	N/A
BGS4X5	2" x 6" Ground Sills (Set of 4 for 21' Bleacher)	N/A	80 lbs.
BGS5X5	2" x 6" Ground Sills (Set of 5 for 27' Bleacher)	N/A	100 lbs.
Upcharge to Powder Coat 12" Aluminum Planks (Add -P to model # for powder coated frame)			

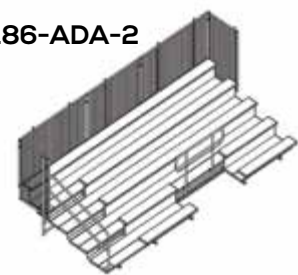
1186-ADA-1 Option Top View



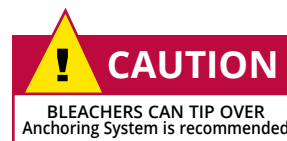
1186-ADA-1



1186-ADA-2



1186-ADA-2 Option Top View

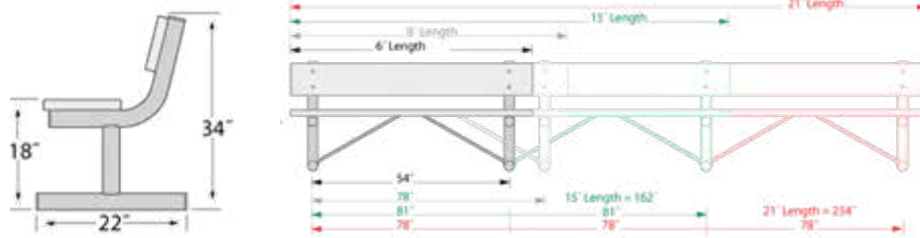


ALUMINUM CURVED BACK BENCH

Our standard Curved Back design provides seat and back planks made of 2" x 10" heavy-duty anodized, extruded aluminum, mounted on 2-3/8" O.D. steel frames. These benches are available with M1, M2, M3 mounting options. Bench frames are available as galvanized or powder coated. **Quick Ship items are available in galvanized only.** Powder coat colors page 3.



MODEL #1103-06P
with M3 Mount Option



Aluminum Curved Back Bench

Model	Description	Weight
1103-06	6' Bench, Aluminum Seat & Back, Steel Frame	65 lbs.
1103-08	8' Bench, Aluminum Seat & Back, Steel Frame	70 lbs.
1103-15	15' Bench, Aluminum Seat & Back, Steel Frame	112 lbs.
1103-21	21' Bench, Aluminum Seat & Back, Steel Frame	165 lbs.
Upcharge to Powder Coat Aluminum Planks (Add -P to model # for powder coated frame)		

SCORERS TABLE



MODEL #1178-06A

A durable scorers table especially suitable for dugouts or wherever a worktable is needed. Frames are fabricated from aluminum angle, and the planks are available in 2" x 10" nominal Recycled Plastic or extruded Aluminum. Benches are available in 6', 8' lengths. Powder coat colors page 3.

Scorers Table - Aluminum Frame

Model	Description	Weight
1178-06A	6' Scorer's Table with Aluminum Planks	111 lbs.
1178-06RCA	6' Scorer's Table with Recycled Composite Planks	193 lbs.
1178-08A	8' Scorer's Table with Aluminum Planks	170 lbs.
1178-08RCA	8' Scorer's Table with Recycled Composite Planks	282 lbs.
Upcharge to Powder Coat Aluminum Planks (Add -P to model # for powder coated frame)		

MOUNTING OPTIONS

When ordering, please select your preferred mounting option on the product you have chosen. Applicable mounting options can be found in the product description.



ALUMINUM & RCP BENCHES

DUGOUT PLAYERS BENCH WITH SHELF



MODEL #1176-08A-P
Powder Coat Frame

A durable aluminum bench especially suitable for dugouts or wherever a bench with a shelf is needed. Frames are fabricated from aluminum angle, and the planks are available in 2" x 10" nominal Recycled Plastic or extruded Aluminum. Benches are available in 6', 8', 15' & 21' lengths. Optional powder coat colors page 3.

Dugout Players Bench - Aluminum Frame

Model	Description	Weight
1176-06A	6' Bench with Aluminum Planks	59 lbs.
1176-08A	8' Bench with Aluminum Planks	67 lbs.
1176-15A	15' Bench with Aluminum Planks	115 lbs.
1176-21A	21' Bench with Aluminum Planks	160 lbs.
Upcharge to Powder Coat Aluminum Planks		
1176-06R	6' Bench with Recycled Composite Planks	103 lbs.
1176-08R	8' Bench with Recycled Composite Planks	128 lbs.
(Add -P to model # for powder coated frame)		

PLAYERS BENCH WITHOUT BACK



MODEL #1119-08
with M2 Mount Option

Our standard Players Benches are manufactured of 2" x 10" nominal heavy-duty extruded aluminum, mounted on 2-3/8" O.D. steel posts. **These benches come standard with M1 permanent mounts, M2 and M3 mounts available at an additional cost.** Bench frames come standard as galvanized or powder coat. Quick Ship items are available in galvanized only. Optional powder coat colors page 3.

Players Bench



Model	Description	Weight
1119-06	6' Aluminum Players Bench without Back, 10" Plank	56 lbs.
1119-06W	6' Aluminum Players Bench without Back, 12" Plank	60 lbs.
1119-08	8' Aluminum Players Bench without Back, 10" Plank	84 lbs.
1119-15	15' Aluminum Players Bench without Back, 10" Plank	95 lbs.
1119-21	21' Aluminum Players Bench without Back, 10" Plank	105 lbs.
(Add -P to model # for powder coated frame)		

MOUNTING OPTIONS

When ordering, please select your preferred mounting option on the product you have chosen. Applicable mounting options can be found in the product description.



RECYCLED PLANK BENCHES



MODEL #1108-06
with M3 Mount Option

RECYCLED COMPOSITE CURVED BACK BENCH

Our Curved Back Bench design is available in 2" x 10" recycled composite seats and back with 2-3/8" O.D. frames. Recycled composite provides long life and low maintenance. **These benches come standard with M1 permanent mounts, M2 and M3 mounts available at an additional cost.** Powder coat colors available on page 3.

Recycled Composite Curved Back Bench

Model	Description	Weight
1108-06P	6' Recycled Composite Bench with Back	125 lbs.
1108-08P	8' Recycled Composite Bench with Back	150 lbs.



MODEL #1123-06
with M3 Mount Option

3" X 4" RECYCLED COMPOSITE BENCH WITHOUT BACK

The backless companion to our #1113 bench. These Heavy Duty benches are manufactured from 3" x 4" recycled composite planks in 4 ft., 6 ft. and 8 ft. lengths. The outside planks come with a "Bull Nose" radius edge. The frames are made from round 2-7/8" O.D. steel with 3/8" x 4-1/2" welded flat bar supports. **These benches come standard with M1 permanent mounts, M3 mounts available at an additional cost.** Powder coat and composite plank colors available on page 3.

3" x 4" Recycled Composite Bench without Back

Model	Description	Weight
1123-04	4' (3" x 4") Recycled Composite Bench without Back	120 lbs.
1123-06	6' (3" x 4") Recycled Composite Bench without Back	160 lbs.
1123-08	8' (3" x 4") Recycled Composite Bench without Back	205 lbs.



MODEL #1107-06
with M3 Mount Option

RECYCLED COMPOSITE BENCH

The same as our Recycled Plastic curved back bench, our recycled composite players bench without a back features 2" x 10" recycled composite planks for long life and low maintenance. The frames are manufactured of 2-3/8" O.D. steel. **These benches come standard with M1 permanent mounts, M2 and M3 mounts available at an additional cost.** Powder coat colors available on page 3.

Recycled Composite Bench

Model	Description	Weight
1107-06P	6' Recycled Composite Bench without Back	65 lbs.
1107-08P	8' Recycled Composite Bench without Back	85 lbs.



MODEL #1113-06
with M3 Mount Option

3" X 4" RECYCLED COMPOSITE BENCH WITH BACK

These Heavy Duty benches are manufactured from 3" x 4" recycled composite planks in 4 ft., 6 ft. and 8 ft. lengths. The edge of seats and backs come with a "Bull Nose" radius edge for a more architectural appeal. The frames are made from round 2-7/8" O.D. steel with 3/8" x 4-1/2" welded flat bar supports. Bracing is made from 3/8" x 2" flat bar and 1-1/2" angle. **These benches come standard with M1 permanent mounts, M3 mounts available at an additional cost.** Powder coat and composite plank colors available on page 3.

3" x 4" Recycled Composite Bench

Model	Description	Weight
1113-04	4' (3" x 4") Recycled Composite Bench with Back	190 lbs.
1113-06	6' (3" x 4") Recycled Composite Bench with Back	210 lbs.
1113-08	8' (3" x 4") Recycled Composite Bench with Back	275 lbs.
1113-AR	Optional Armrest (1 Pair)	10 lbs.

MOUNTING OPTIONS

When ordering, please select your preferred mounting option on the product you have chosen. Applicable mounting options can be found in the product description.



RECYCLED PLANK BENCHES



MODEL #1400-06

LINCOLN CURVED BACK BENCH

This heavy duty bench with solid Aluminum cast end frames and 2" x 4" recycled plastic planks will be a beautiful addition to any landscape design. The bench is offered in 6' or 8' lengths. Powder coat and composite plank colors available on page 3.

Lincoln Curved Back Bench

Model	Description	Weight
1400-06	6' (2" x 4") Recycled Composite Bench with Back	355 lbs.
1400-08	8' (2" x 4") Recycled Composite Bench with Back	385 lbs.



MODEL #1410-06

LINCOLN BENCH

This heavy duty bench with solid Aluminum cast end frames and 2" x 4" recycled composite planks will be a beautiful addition to any landscape design. The bench is offered in 6' or 8' lengths. Powder coat and composite plank colors available on page 3.

Lincoln Recycled Bench

Model	Description	Weight
1410-06	6' (2" x 4") Recycled Composite Bench without Back	210 lbs.
1410-08	8' (2" x 4") Recycled Composite Bench without Back	240 lbs.



MODEL #1118-06
with M3 Mount Option

RIVERVIEW BENCH

Manufactured from 2-3/8" O.D. steel with our super durable powder coat finish, this bench can be ordered with 2" x 4" or 3" x 4" recycled composite planks. Offered in 6' or 8' lengths. **These benches come standard with M1 permanent mounts, M3 mounts available at an additional cost.** Powder coat and composite plank colors available on page 3.

Riverview Bench

Model	Description	Weight
1118-16	6' Riverview Bench, 2" x 4" Planks	211 lbs.
1118-18	8' Riverview Bench, 2" x 4" Planks	236 lbs.
1118-06	6' Riverview Bench, 3" x 4" Planks	261 lbs.
1118-08	8' Riverview Bench, 3" x 4" Planks	303 lbs.



MODEL #1110-06
with M3 Mount Option

GOLDEN GATE BENCH

Manufactured from 2-3/8" O.D. steel with 5-9/16" O.D. end supports. With 2" x 4" recycled composite planks and Heavy Duty Steel under-structure, this bench has extra strength to hold up to the demands of everyday use. **These benches come standard with M1 permanent mounts, M3 mounts available at an additional cost.** Powder coat and composite plank colors available on page 3.

Golden Gate Bench

Model	Description	Weight
1110-06	6' Golden Gate Bench, no back	150 lbs.
1110-08	8' Golden Gate Bench, no back	200 lbs.



MOUNTING OPTIONS

When ordering, please select your preferred mounting option on the product you have chosen. Applicable mounting options can be found in the product description.



RECYCLED PLANK & STRAP STEEL BENCHES



MODEL #1303-06

DUPONT CIRCLE BENCH WITHOUT BACK

Stylishly blending the beauty of recycled composite planks and strength of steel, DuPont Circle benches offer the best of both worlds. Using 2x4" RCP planks and 2x2" square steel tube. Powder coat colors available on page 3.

DuPont Circle Bench without Back

Model	Description	Weight
1303-06	6' DuPont Circle Bench without Back	114 lbs.
1303-08	8' DuPont Circle Bench without Back	127 lbs.



MODEL #1304-06

DUPONT CIRCLE BENCH WITH BACK

Stylishly blending the beauty of recycled composite planks and strength of steel, DuPont Circle benches offer the best of both worlds. Using 2x4" RCP planks and 2x2" square steel tube. Powder coat colors available on page 3.

DuPont Circle Bench

Model	Description	Weight
1304-06	6' DuPont Circle Bench with Back	200 lbs.
1304-08	8' DuPont Circle Bench with Back	260 lbs.



MODEL #3101-06

XANDER BENCH WITHOUT BACK

Subtle curves and clean lines lend the Xander benches a feeling of sleek sophistication. Manufactured with 1-1/2" x 1/4" steel strap and 1-5/8" heavy duty steel tube. Powder coat colors available on page 3.

Xander Bench without Back

Model	Description	Weight
3101-06	6' Xander Bench without Back	115 lbs.
3101-08	8' Xander Circle Bench without Back	141 lbs.



MODEL #3102-06

XANDER BENCH WITH BACK

Subtle curves and clean lines lend the Xander benches a feeling of sleek sophistication. Manufactured with 1-1/2" x 1/4" steel strap and 1-5/8" heavy duty steel tube. Powder coat colors available on page 3.

Xander Bench

Model	Description	Weight
3102-06	6' Xander Bench with Back	247 lbs.
3102-08	8' Xander Circle Bench with Back	300 lbs.
3102-06ARM	6' Xander Bench with Back & Arm Rest	265 lbs.
3102-08ARM	8' Xander Circle Bench with Back & Arm Rest	317 lbs.



MODEL #3102-06ARM

STEEL SHEET & STRAP BENCHES



MODEL #3106-06

ARC SERIES BENCH

Utilizing the speed and precision of CNC plasma cutting we can now offer the elegant and ergonomic Arc Series Benches, futuristic designs with classic style. Manufactured from 3/16" sheet steel and 3/8" x 2" heavy duty steel strap. Powder coat colors available on page 3.

Arc Series Bench

Model	Description	Weight
3106-06	6' Arc Series Steel Sheet Bench	233 lbs.
3106-08	8' Arc Series Steel Sheet Bench	249 lbs.



MODEL #3108-06

ARC SERIES LOGO BENCH

Utilizing the speed and precision of CNC plasma cutting we can now offer the elegant and ergonomic Arc Series Benches, futuristic designs with classic style. Manufactured from 3/16" sheet steel and 3/8" x 2" heavy duty steel strap. Price includes logo design and conversion. Powder coat colors available on page 3.

Arc Series Logo Bench

Model	Description	Weight
3108-06	6' Arc Series Steel Sheet Bench with Custom Logo	233 lbs.
3108-08	8' Arc Series Steel Sheet Bench with Custom Logo	249 lbs.



MODEL #3110-06

ARC SERIES ARCHED BACK BENCH

Utilizing the speed and precision of CNC plasma cutting we can now offer the elegant and ergonomic Arc Series Benches, futuristic designs with classic style. Manufactured from 3/16" sheet steel and with solid Aluminum cast end frames. Powder coat colors available on page 3.

Arc Series Arched Back Bench

Model	Description	Weight
3110-06	6' Arc Series Steel Sheet Bench with Arched Back	220 lbs.
3110-08	8' Arc Series Steel Sheet Bench with Arched Back	274 lbs.



MODEL #3112-06

ARC SERIES STRAIGHT BACK BENCH

Utilizing the speed and precision of CNC plasma cutting we can now offer the elegant and ergonomic Arc Series Benches, futuristic designs with classic style. Manufactured from 3/16" sheet steel and 1.5x1.5" steel tube end frames. Powder coat colors available on page 3.

Arc Series Straight Back Bench with Plasma Cut Panels

Model	Description	Weight
3112-06	6' Arc Series Steel Sheet Bench with Custom Logo	233 lbs.
3112-08	8' Arc Series Steel Sheet Bench with Custom Logo	249 lbs.





MODEL #3104-06

HYDE PARK BENCH WITHOUT BACK

Featuring a sleek, contemporary aesthetic appeal and design for comfort, durability, and value. The Hyde Park benches are ideal for a wide variety of project. Manufactured from 1/4" x 1-1/2" heavy duty steel strap and 3/8" x 2" heavy duty steel strap. Powder coat colors available on page 3.

Hyde Park Bench without Back

Model	Description	Weight
3104-06	6' Hyde Park Steel Strap Bench without Back	133 lbs.
3104-08	8' Hyde Park Steel Strap Bench without Back	149 lbs.
3104-ARM	Arm Rest Option for Center of Bench	N/A

JACKSON SQUARE BENCH WITH LATERAL STEEL STRAPS

The graceful, gentle curve of the Jackson Square benches make a classic and elegant statement. Built to last for years and years. Manufactured from 1/4" x 1-1/2" heavy duty steel strap and cast aluminum end frames. Powder coat colors available on page 3.

Jackson Square Bench with Lateral Steel Straps

Model	Description	Weight
3190-06	6' Jackson Square Bench with Lateral Steel Straps	383 lbs.
3190-08	8' Jackson Square Bench with Lateral Steel Straps	422 lbs.



MODEL #3113-06

JACKSON SQUARE BENCH WITHOUT BACK

The graceful, gentle curve of the Jackson Square benches make a classic and elegant statement. Built to last for years and years. Manufactured from 3/16" sheet steel and 1-3/8" heavy duty steel. Powder coat colors available on page 3.

Jackson Square Bench without Back

Model	Description	Weight
3113-06	6' Jackson Square Bench without Back	187 lbs.
3113-08	8' Jackson Square Bench without Back	199 lbs.



MODEL #3107-06

HYDE PARK BENCH

Featuring a sleek, contemporary aesthetic appeal and design for comfort, durability, and value. The Hyde Park benches are ideal for a wide variety of project. Manufactured from 1/4" x 1-1/2" heavy duty steel strap and 3/8" x 2" heavy duty steel strap. Powder coat colors available on page 3.

Hyde Park Bench

Model	Description	Weight
3107-06	6' Hyde Park Steel Strap Bench	233 lbs.
3107-08	8' Hyde Park Steel Strap Bench	249 lbs.



MODEL #3190-06



MODEL #3111-06

JACKSON SQUARE BENCH WITH ARCHED BACK

The graceful, gentle curve of the Jackson Square benches make a classic and elegant statement. Built to last for years and years. Manufactured from 1/4" x 1-1/2" heavy duty steel strap and cast aluminum end frames. Powder coat colors available on page 3.

Jackson Square Bench with Arched Back

Model	Description	Weight
3111-06	6' Jackson Square Bench with Arched Back	210 lbs.
3111-08	8' Jackson Square Bench with Arched Back	264 lbs.

PICNIC TABLES



MODEL #1131-06
Galvanized Frame

EXTRA HEAVY-DUTY ALUMINUM PICNIC TABLE

Our heavy-duty picnic table is designed for "high-traffic" areas like parks or schools. The frame is manufactured of 2-3/8" O.D. Galvanized steel and the planks are 2" x 10" anodized aluminum. The ADA compliant table features an 8' top and 6' seats. Powder coat colors available on page 3.

Extra Heavy-Duty Aluminum Picnic Table

Model	Description	Weight
1131-06	6' Picnic Table, 2"x10" Alum Plank	154 lbs.
1131-08	8' Picnic Table, 2"x10" Alum Plank	170 lbs.
1131-ADA	8' Picnic Table with 6' seats, ADA Option	175 lbs.
10" Powder Coated Plank		
CL	Anchor Bracket for Picnic Table (Set of 4)	8 lbs.



MODEL #1120-06
Powder Coated Frame

EXTRA HEAVY-DUTY RECYCLED COMPOSITE PICNIC TABLE

Our heavy-duty picnic table with recycled composite provides long life and ease of maintenance. The frame is manufactured of 2-3/8" O.D. Galvanized steel while the planks are manufactured of 2" x 10" recycled plastic. The ADA compliant table features an 8' top and 6' seats. Powder coat and composite plank colors available on page 3.

Heavy-Duty 2"x10" Composite Plank Picnic Table

Model	Description	Weight
1120-06	6' Picnic Table with 10" Composite Planks	250 lbs.
1120-08	8' Picnic Table with 10" Composite Planks	325 lbs.
1120-ADA	8' Picnic Table, 2 6' Seats, 10" Composite Planks	350 lbs.
CL	Anchor Bracket for Picnic Table (Set of 4)	8 lbs.



MODEL #4214-06

PHOENIX SERIES PERFORATED STEEL TOP PICNIC TABLE

This New Heavy-Duty Double-sided picnic table has become the ultimate selection for your all-around public usage. It provides a one-piece welded understructure made up of 2-3/8" O.D. Galvanized steel tubing and steel angle, while the top and seat sections are constructed from 10 gauge, Galvanized Sheet Steel that is perforated and bolted to a steel tube frame. Powder coat colors available on page 3.

Phoenix Steel Top & Seat Picnic Table

Model	Description	Weight
4214-06	6' Perforated Steel Top/Seat Picnic Table	200 lbs.
4214-08	8' Perforated Steel Top/Seat Picnic Table	225 lbs.
4214-ADA	8' Perforated Steel Top 6' Seats Picnic Table	225 lbs.



MODEL #CL
set of 4

Anchor bracket allows a picnic table to be secured to a cement pad using concrete anchors. Sold separately.



MODEL #1128-06
Powder Coated Frame

3" x 4" RECYCLED PLASTIC PICNIC TABLE

This heavy-duty picnic table with recycled plastic provides long life and ease of maintenance. The frame is manufactured of 2-3/8" O.D. Galvanized steel while the planks are manufactured of massive 3" x 4" recycled plastic. The outside planks come with a radius edge for a more architectural appeal. The ADA compliant table comes with an 8' top and 6' seats. Powder coat and plastic plank colors available on page 3.

3" x 4" Recycled Composite Picnic Table

Model	Description	Weight
1128-06	6' Picnic Table, 2-3/8" O.D. J Frame	450 lbs.
1128-08	8' Picnic Table, 2-3/8" O.D. J Frame	567 lbs.
1128-ADA	8' Picnic Table with 6' Seats, 2-3/8" O.D. J Frame	505 lbs.
CL	Anchor Bracket for Picnic Table (Set of 4)	195 lbs.



MODEL #1144-04

4' SQUARE PEDESTAL TABLE

This new 4' Square Pedestal Table has 2" x 10" Recycled Plastic Planks for the table top and the seats, and has a 4" x 4" steel tube structure for in-ground mounting. Powder coat and plastic plank colors available on page 3.

4' Square Pedestal Table

Model	Description	Weight
1144-04	4' Square Pedestal Table, 4 bench seats	400 lbs.
1144-04ADA	4' Square Pedestal Table, 3 bench seats	326 lbs.
	Surface Mount Option, Add	N/A



MODEL #1129-06
Powder Coated Frame

ALUMINUM PICNIC TABLE

Our aluminum picnic table is designed to be lightweight, strong, and easily moved within different venues. The frame is manufactured of 1-5/8" O.D. Galvanized steel and the planks are 2" x 10" anodized aluminum. Powder coat colors available on page 3.

Aluminum Picnic Table

Model	Description	Weight
1129-06	6' Picnic Table, 2"x10" Alum Plank	135 lbs.
1129-08	8' Picnic Table, 2"x10" Alum Plank	155 lbs.



MODEL #1143-06

SINGLE PEDESTAL PICNIC TABLE

This ADA compliant pedestal-style picnic table features a 4" square post and a seat structure. welded steel, powder coated. Choose from 2" x 10" anodized aluminum or recycled composite planking for tabletop and seats. Powder coat and composite plank colors available on page 3.

Single Pedestal Picnic Table, with 2" x 10" Planks

Model	Description	Weight
1142-06	Single Pedestal 6' Picnic Table with Aluminum Planks	180 lbs.
1143-06	Single Pedestal 6' Picnic Table of Recycled Composite	265 lbs.
	Surface Mount Option	N/A



MODEL #CL
set of 4

Anchor bracket allows a picnic table to be secured to a cement pad using concrete anchors. Sold separately.

PICNIC TABLES



MODEL #1302-06

DUPONT CIRCLE TABLE & BENCHES

Stylishly blending the beauty of recycled composite planks and strength of steel, DuPont Circle benches offer the best of both worlds. Using 2x4" RCP planks and 2x2" square steel tube. Powder coat colors available on page 3.

DuPont Circle Table with Benches

Model	Description	Weight
1302-06	6' DuPont Circle Table with Benches	438 lbs.
1302-08	8' DuPont Circle Table with Benches	489 lbs.
1302-ADA	8' DuPont Circle Table with 6' Benches	476 lbs.



MODEL #1420-06

ELAN SERIES TABLE & BENCHES

Our heavy-duty picnic table with recycled composite provides long life and ease of maintenance. The frame is manufactured of 1-7/8" heavy duty steel while the planks are manufactured of 2" x 4" recycled composite. The ADA compliant table features an 8' top and 6' seats. Powder coat and composite plank colors available on page 3.

Elan Series Table with Benches

Model	Description	Weight
1302-06	6' Elan Series Table with Benches	465 lbs.
1302-08	8' Elan Series Table with Benches	864 lbs.
1302-ADA	8' Elan Series Table with 6' Benches	755 lbs.



MODEL #3120-06

HYDE PARK TABLE & BENCHES

Featuring a sleek, contemporary aesthetic appeal and design for comfort, durability, and value. The Hyde Park table & benches are ideal for a wide variety of projects. Manufactured from 1/4" x 1-1/2" heavy duty steel strap and 3/8" x 2" heavy duty steel strap. Powder coat colors available on page 3.

Hyde Park Table with Benches


Model	Description	Weight
3120-06	6' Hyde Park Table with Benches	465 lbs.
3120-08	8' Hyde Park with Benches	864 lbs.
3120-ADA06	6' Hyde Park with 4' Benches	430 lbs.
3120-ADA08	8' Hyde Park with 6' Benches	800 lbs.



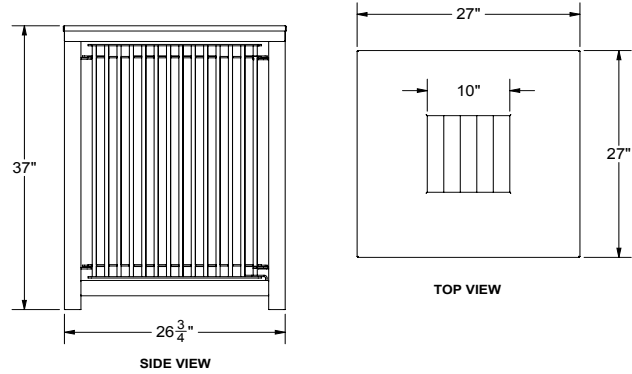
SQUARE LITTER RECEPTACLES

SQUARE LITTER RECEPTACLE

Heavy-Duty Trash Container with 2" x 2" steel tubing frame and 2" x 4" Recycled Composite Planking. All receptacles shipped with 32 gallon removable plastic container. The unit comes with a side-opening door with hidden latch. It comes surface mount only. Powder coat and composite plank colors available on page 3.



MODEL #1307-02RCP



Square Litter Receptacle, Side Entry

Model	Description	Weight
1307-02RCP-SH	Heavy-Duty Litter Receptacle with Recycled Composite Planks	265 lbs.
1307-02BAR-SH	Heavy-Duty Litter Receptacle with 1-1/2" Steel Bar Sides	249 lbs.
1307-02ROD-SH	Heavy-Duty Litter Receptacle with 1-1/2" Steel Rod Sides	251 lbs.

Custom side panels feature a solid rod, flat bar, or an RCP version. This allows the customer to choose a multi color option for representing their desired school, business, or city color scheme.



MODEL #1307-02ROD

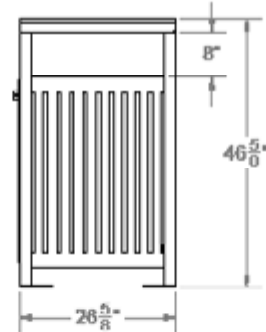



MODEL #1307-02BAR

RECYCLING RECEPTACLES

RECYCLING RECEPTACLE

Made of 2" square steel frame construction with your choice of 2"x4" recycled composite planks or 1-1/2" x 3/16" thick steel slats. All receptacles shipped with 3 ea 11"x 21-1/2" x 27" removable galvanized liners. Surface mount standard. Side opening. Composite plank colors page 3.



MODEL #1308-BAR

Recycling Receptacle

Model	Description	Weight
1308-BAR	Divided Recycling Receptacle, 1-1/2" Steel Slat 25 Gallons	282 lbs.
1308-RCP	Divided Recycling Receptacle, 2" x 4" Recycled Composite Planks 25 Gallons	328 lbs.

Promote environmental and community health & wellness with the PW Sport & Site Recycling Receptacle. This receptacle is the ideal waste solution for any situation. Featuring 3 separate high quality galvanized steel liners, this receptacle not only looks amazing...but is built to stand the test of time.

Custom precision cut CNC designs are available for the 1308-BAR model Recycling Receptacles. Perfect for displaying school spirit, company logos, or city & town landmarks! Contact us for a quote.



MODEL #1308-RCP



MODEL #1308-BAR
with custom CNC plasma cut panel
Call for quote



ROUND LITTER RECEPTACLES



STEEL STRAP & ROD LITTER RECEPTACLES

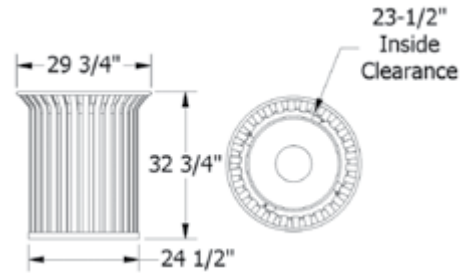
Featuring a sleek, contemporary aesthetic appeal and design for ergonomics, durability, and value. The Model 3150 litter receptacles are ideal for a wide variety of projects. Manufactured from 1-1/2" x 3/16" heavy duty steel strap or 1/2" O.D. Solid Steel Rod. Powder coat colors available on page 3.



MODEL #3150
without lid



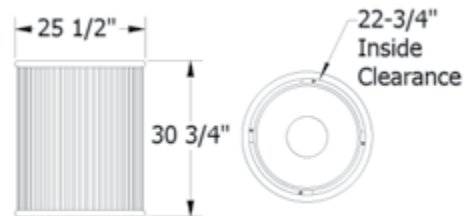
MODEL #3150-SH
without lid



MODEL #3250
without lid



MODEL #3250-SH
without lid



Convex (CV) & Concave (CC) Steel Lids



Convex (BV) & Concave (BC)
Steel Lids with Rain Bonnets



Convex (AV) & Concave (AC) Steel Lids
with Rain Bonnets & Ash Tray

Round 3150 Litter Receptacle

Model	Description	Weight
3150	Top Opening Litter Receptacle with 32 Gallon Liner	140 lbs.
3150-SH	Side Opening Litter Receptacle with 32 Gallon Liner	140 lbs.
3250	Top Opening Litter Receptacle with 32 Gallon Liner	127 lbs.
3250-SH	Side Opening Litter Receptacle with 32 Gallon Liner	127 lbs.
CV	Convex Steel Lid (add -CV to model # when ordering)	8 lbs.
CC	Concave Steel Lid (add -CC to model # when ordering)	8 lbs.
BV	Convex Steel Lid with Rain Bonnet (add -BV to model # when ordering)	11 lbs.
BC	Concave Steel Lid with Rain Bonnet (add -BC to model # when ordering)	11 lbs.
AV	Convex Steel Lid with Rain Bonnet & Ash Tray (add -AV to model # when ordering)	16 lbs.
AC	Concave Steel Lid with Rain Bonnet & Ash Tray (add -AC to model # when ordering)	16 lbs.
ASH	Replacement Ash Tray	3 lbs.
REM-M1	Elevated In-Ground Mount (Order as separate item)	8 lbs.
REM-M3	Elevated Surface Mount (add -M3 to model # when ordering)	8 lbs.



Elevated In-Ground &
Elevated Surface Mounts

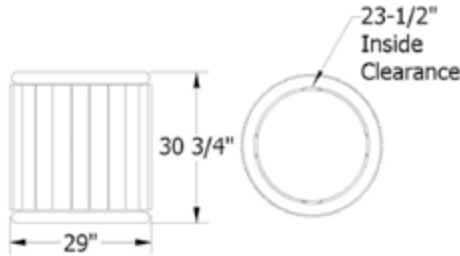
ROUND LITTER RECEPTACLES

ROUND STEEL TOP LITTER RECEPTACLE



MODEL #1450

Heavy-Duty Receptacle made with 2-3/8" O.D. steel tubing frame and 2" x 4" Recycled Composite Planking. All receptacles shipped with 32 gallon removable plastic container. Flush surface mount standard with optional elevated surface mount or elevated in-ground mount. PW offers lids in 6 different styles, including all the convex & concave configurations, as well as the standard convex steel lid. Powder coat and composite plank colors available on page 3.



Round 1450 Steel Top Litter Receptacle

Model	Description	Weight
1450	Litter Receptacle, No Lid, Flush Surface Mount	211 lbs.
1450-CV	Litter Receptacle, Convex Steel Lid, Flush Surface Mount	219 lbs.
1450-CC	Litter Receptacle, Concave Steel Lid, Flush Surface Mount	219 lbs.
1450-BV	Litter Receptacle, Rain Bonnet & Convex Steel Lid, Flush Surface Mount	222 lbs.
1450-BC	Litter Receptacle, Rain Bonnet & Concave Steel Lid, Flush Surface Mount	222 lbs.
1450-AV	Litter Receptacle, Rain Bonnet w/Ash Tray & Convex Steel Lid, Flush Surface Mount	227 lbs.
1450-AC	Litter Receptacle, Rain Bonnet w/Ash Tray & Concave Steel Lid, Flush Surface Mount	227 lbs.
ASH	Replacement Ash Tray	3 lbs.
REM-M1	Elevated In-Ground Mount (add -M1 to model # when ordering)	8 lbs.
REM-M3	Elevated Surface Mount (add -M3 to model # when ordering)	8 lbs.



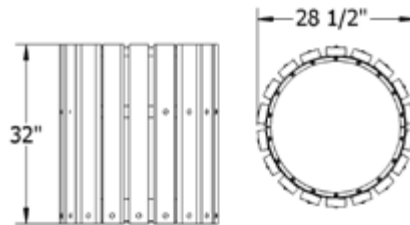
Elevated In-Ground & Elevated Surface Mounts

LITTER RECEPTACLE



MODEL #1150

Made of 2"x 4" recycled composite planks with a steel frame construction. All receptacles shipped with 32-gallon removable plastic container. Flush surface standard with optional elevated surface mount or elevated in-ground mount. PW offers lids in 7 different styles, including all the convex & concave configurations, as well as the standard convex steel lid, and plastic dome lids. Composite plank colors available on page 3.



Round 1150 Litter Receptacle, Recycled Composite Planks

Model	Description	Weight
1150	Litter Receptacle, No Lid, Flush Surface Mount	99 lbs.
1150-CV	Litter Receptacle, Convex Steel Lid, Flush Surface Mount	107 lbs.
1150-CC	Litter Receptacle, Concave Steel Lid, Flush Surface Mount	107 lbs.
1150-BV	Litter Receptacle, Rain Bonnet & Convex Steel Lid, Flush Surface Mount	112 lbs.
1150-BC	Litter Receptacle, Rain Bonnet & Concave Steel Lid, Flush Surface Mount	112 lbs.
1150-AV	Litter Receptacle, Rain Bonnet w/Ash Tray & Convex Steel Lid, Flush Surface Mount	115 lbs.
1150-AC	Litter Receptacle, Rain Bonnet w/Ash Tray & Concave Steel Lid, Flush Surface Mount	115 lbs.
1150-PL	Litter Receptacle with Plastic Dome Lid (Specify Color when ordering)	107 lbs.
ASH	Replacement Ash Tray	3 lbs.
REM1150-M1	Elevated In-Ground Mount (add -M1 to model # when ordering)	8 lbs.
REM1150-M3	Elevated Surface Mount (add -M3 to model # when ordering)	8 lbs.



Elevated In-Ground & Elevated Surface Mounts

LID / MOUNT OPTIONS & ASH RECEPTACLES

ROUND LITTER RECEPTACLE LID OPTIONS



Convex (CV) & Concave (CC) Steel Lids

Convex (BV) & Concave (BC) Steel Lids with Rain Bonnets

Convex (AV) & Concave (AC) Steel Lids with Rain Bonnets & Ash Tray

Contrasting Plank and Lid Colors recommended when ordering



Black, Brown, Grey, Green, Ivory, Red

Plastic Dome Lids Only Available on Model #1150 Trash Receptacles.

ROUND LITTER RECEPTACLE MOUNT OPTIONS



Elevated In-Ground & Elevated Surface Mounts Model 1150 only

Elevated In-Ground & Elevated Surface Mounts Models 3150, 3250, & 1450 only

ASH RECEPTACLES



REPLACEMENT ASH TRAY

MODEL 1351-RCP

Round Litter Receptacle Lid Options & Ash Receptacles

Model	Description	Weight
PLDOME-XX	Plastic Dome Lid (Specify Color when ordering)	8 lbs.
SLDOME	Steel Dome Lid (Black Only)	8 lbs.
CV	Convex Steel Lid (add -CV to model # when ordering)	8 lbs.
CC	Concave Steel Lid (add -CC to model # when ordering)	8 lbs.
BV	Convex Steel Lid with Rain Bonnet (add -BV to model # when ordering)	11 lbs.
BC	Concave Steel Lid with Rain Bonnet (add -BC to model # when ordering)	11 lbs.
AV	Convex Steel Lid with Rain Bonnet & Ash Tray (add -AV to model # when ordering)	16 lbs.
AC	Concave Steel Lid with Rain Bonnet & Ash Tray (add -AC to model # when ordering)	16 lbs.
ASH	Replacement Ash Tray	3 lbs.
REM-M1	Elevated In-Ground Mount (add -M1 to model # when ordering)	8 lbs.
REM-M3	Elevated Surface Mount (add -M3 to model # when ordering)	8 lbs.
1351-RCP	Ash Receptacle with Recycled Composite Plank Sides	90 lbs.

OUTDOOR GRILLS & BIKE RACKS

FLAT IRON OUTDOOR GRILLS



MODEL #1140-00



MODEL #1140-05



MODEL #1140-10



MODEL #1140-20

PW's Grills provide you with choices, industry leading innovations, and the highest quality material available on the market. Our Cool Grip handles are located on the sides, where they are safe away from the heat and easy to adjust. High temp powder coated grilling surface and body, and a flat iron grilling surface with bent edges to help prevent food loss from adjustments.

All of our grills feature 360 degrees of full rotation ability and sit on a super rigid 3-1/2" O.D. black powder coated post. We also offer utility shelves for both single and double grills, making grilling with multiple utensils and condiments easy!

Our new Flat Iron Grills have the LARGEST grilling surface area on the market!

Grills

Model	Description	Weight
1140-00	Single Grill, 15" x 20", In-Ground Mount	96 lbs.
1140-00SH	7" x 20" Shelf for Single Grill	13 lbs.
1140-05	Single Grill, Galvanized, In-Ground Mount	102 lbs.
1140-05SH	7" x 20" Shelf for Single Grill, Galvanized	13 lbs.
1140-10	Double Grill, 32" x 20", In-Ground Mount	164 lbs.
1140-10SH	7.5" x 9.5" Side Shelf for Double Grill	7 lbs.
1140-20	28" x 36" Large Group Grill with Shelf, Surface Mount	215 lbs.
SM	Surface Mount Option for Single or Double Grill	25 lbs.



BIKE RACKS



MODEL #1606-06

NEWPORT BIKE RACK

The Newport Bike Rack is constructed from 2-3/8" O.D. steel horizontal rails and 1-5/8" O.D. vertical rails. Rack ends consist of 3/8" x 4-1/2" flat bar mounting plates and 2-3/8" O.D. steel, welded one piece end design. Holds 8 bikes. Powder coat colors available on page 3.

Newport Bike Rack

Model	Description	Weight
1606-06	72"L x 24"W x 35"H (Holds 8 Bikes)	138 lbs.



MODEL #1614-06

BOW-RACK BIKE RACK

The Bow-Rack is a welded one-piece design that holds 6 bikes. This unique design is constructed from 4" square galvanized steel support posts, 2-7/8" O.D. Galvanized Arch Top Rail and 1-5/8" O.D. Galvanized vertical rails. Powder coat colors available on page 3.

Bow-Rack Bike Rack

Model	Description	Weight
1614-06	60"L x 11"W x 45"H (Holds 6 Bikes)	98 lbs.



MODEL #1609-05
with M1 Permanent Mount

CAMBRIDGE BIKE RACK

Constructed of 3-1/2", 4-1/2" or 5-9/16" O.D. Galvanized steel support posts. The interior rail is made of 1-5/8" O.D. Galvanized steel. The entire rack is welded into one piece. Powder coat colors available on page 3.

Cambridge Bike Rack

Model	Description	Weight
1609-03	3-1/2" O.D. (Holds 6 Bikes) 58" Length	151 lbs.
1609-04	4-1/2" O.D. (Holds 6 Bikes) 60" Length	171 lbs.
1609-05	5-9/16" O.D. (Holds 6 Bikes) 62" Length	181 lbs.



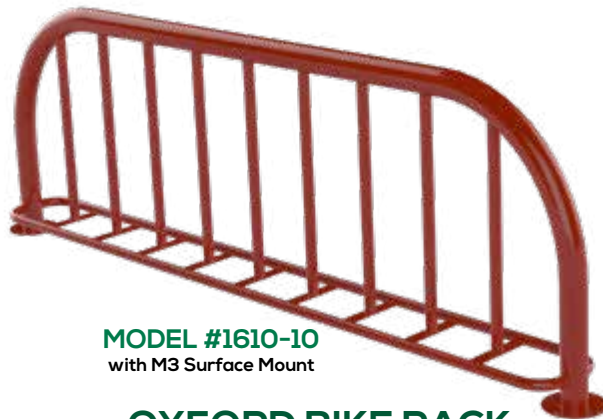
MODEL #1702-05
with M3 Surface Mount

ROUND-UP BOLLARD BIKE RACK

Post and rails are fabricated with galvanized steel. All Rails are 2-3/8" O.D. and Post sizes according to model selected. Post caps are cast aluminum and secured with rivets at the factory. Standard mounting options include: M1 or M3. Powder coat colors available on page 3.

Round-Up Bollard Bike Rack

Model	Description	Weight
1702-03P	Round-Up Bollard Bike Rack 3-1/2" Post with 2 Rails	75 lbs.
1702-04P	Round-Up Bollard Bike Rack 4-1/2" Post with 2 Rails	95 lbs.
1702-05P	5-9/16" Round-Up Bollard Bike Rack with 2 Rails	115 lbs.



MODEL #1610-10
with M3 Surface Mount

OXFORD BIKE RACK

The Oxford bike rack gets its support from either 4-1/2" O.D. or 3-1/2" O.D. steel with curved 90 degree bends. Manufactured of galvanized steel and welded at the factory for easy installation. Standard mounting options include: M1 or M3. Powder coat colors available on page 3.

Oxford Bike Rack

Model	Description	Weight
1610-16	3-1/2" Frame, 72"L x 36"H, 6 Spaces	120 lbs.
1610-18	3-1/2" Frame, 94"L x 36"H, 8 Spaces	145 lbs.
1610-20	3-1/2" Frame, 120"L x 36"H, 10 Spaces	170 lbs.
1610-06	4-1/2" Frame, 72"L x 36"H, 6 Spaces	160 lbs.
1610-08	4-1/2" Frame, 94"L x 36"H, 8 Spaces	190 lbs.
1610-10	4-1/2" Frame, 120"L x 36"H, 10 Spaces	220 lbs.



MODEL #1700-00
with M3 Surface Mount

ROUND-UP BIKE RACK

The Round-Up Bike Rack is beautifully formed into a circle from Heavy Duty 2-3/8" O.D. Galvanized steel. These racks are sold individually and can be configured in many patterns. Standard mounting options include: M1 or M3. Powder coat colors available on page 3.

Round-Up Bike Rack

Model	Description	Weight
1700-00	36"H x 42"W (Holds 2 Bikes)	35 lbs.

MODEL #1652-04



MODERN DESIGN BIKE RACK

A clean modern design for areas with limited space, or multi-use where space is available. Made from 3/8" solid steel flat bar. Powder coat colors available on page 3.

Modern Design Bike Racks

Model	Description	Weight
1652-04	Rectangular 36"H x 6"W of 4" Flat Bar (Holds 2 Bikes)	95 lbs.

BIKE RACKS



MODEL #1608-01
with M3 Surface Mount

MODEL #1608-DSP
Call for quote

RAINBOW BIKE RACK

Our Rainbow Bike Racks are beautifully formed to an inverted "U". These racks are sold individually and can be configured in many patterns. Manufactured from either 2-3/8" O.D. Galvanized steel or stainless steel with standard M1 Permanent Mount or optional M3 Surface Mount. Super durable powder coating is also available. Powder Coat colors on page 3.

Rainbow Bike Rack

Model	Description	Weight
1608-01	36" Tall x 23" Wide Rainbow Bike Rack	28 lbs.
1608-DSP	Designer Series Rainbow Bike Rack	32 lbs.
1608-ENG	Custom "Logo" Rainbow Bike Rack	32 lbs.




MODEL #1608-02

DOUBLE RAINBOW BIKE RACK

The double loop rainbow rack comes with inverted U's manufactured of 2-3/8" O.D. Galvanized steel, attached to two steel rails. The rack is made to accommodate 4 or 8 bikes. Powder coat colors available on page 3.

Double Rainbow Bike Rack

Model	Description	Weight
1608-02	2 Loop, 36"H x 23"W x 28"L, (Holds 4 Bikes)	65 lbs.
1608-04	4 Loop, 36"H x 23"W x 73"L, (Holds 8 Bikes)	130 lbs.



MODEL #1618-04

MULTI MINI RAINBOW BIKE RACK

The Multi Mini Rainbow Bike Rack comes with inverted U's manufactured of 1-5/8" O.D. Galvanized steel, attached to two steel rails. The rack is made to accommodate 4 or 8 bikes. Powder coat colors available on page 3.

Multi Mini Rainbow Bike Rack

Model	Description	Weight
1618-02P	2 Loop, 36-13/16"H x 16-5/8"W x 65-1/2"L, (Holds 4 Bikes)	50 lbs.
1618-04P	4 Loop, 36-13/16"H x 16-5/8"W x 95-1/2"L, (Holds 8 Bikes)	80 lbs.



MODEL #1607-01
with M3 Surface Mount

MINI-RAINBOW BIKE RACK

The Mini-Rainbow Bike Rack is an inverted "U". Manufactured from 1-5/8" O.D. Galvanized Steel. Available with M1 and M3 mounting options. Powder coat colors available on page 3.

Mini-Rainbow Bike Rack

Model	Description	Weight
1607-01	36"H x 16-1/4"W	9 lbs.



MODEL #1625-06

RINGLET BIKE RACK

This heavy-duty one piece welded bike rack is constructed from 2" x 2" steel angle and 1" steel tube. Powder coat colors available on page 3.

Ringlet Bike Rack

Model	Description	Weight
1625-04	39"L x 22-1/2"W x 22-1/2"H (Holds 4 Bikes)	69 lbs.
1625-06	58"L x 22-1/2"W x 22-1/2"H (Holds 6 Bikes)	102 lbs.
1625-08	77"L x 22-1/2"W x 22-1/2"H (Holds 8 Bikes)	135 lbs.

MOUNTING OPTIONS

When ordering, please select your preferred mounting option on the product you have chosen. Applicable mounting options can be found in the product description.

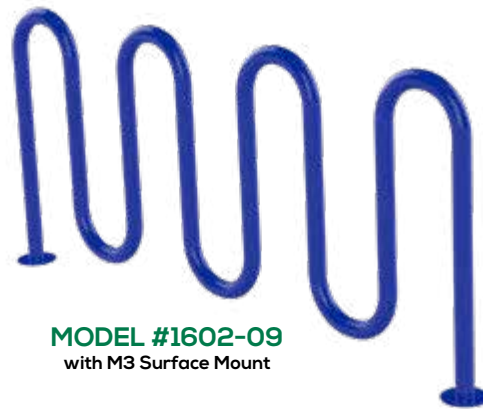


ROLLER COASTER BIKE RACK

One of our most popular bike racks for years on end, the roller coaster version features a multi-loop style. Manufactured from either 2-3/8" O.D. Galvanized steel or stainless steel, this unit stands 36" in height. Standard mounting options include: M1 or M3. Powder coat colors available on page 3.

Roller Coaster Bike Rack

Model	Description	Weight
1602-05	Deluxe 2-3/8", 5 Spaces, 38" Long	60 lbs.
1602-07	Deluxe 2-3/8", 7 Spaces, 64" Long	90 lbs.
1602-09	Deluxe 2-3/8", 9 Spaces, 87" Long	125 lbs.
1602-11	Deluxe 2-3/8", 11 Spaces, 113" Long	155 lbs.
1602-13	Deluxe 2-3/8", 13 Spaces, 139" Long	175 lbs.



MODEL #1602-09
with M3 Surface Mount

LOOP BIKE RACK

Racks are formed and welded of 1/2" round, galvanized steel rod, designed to accommodate any size bike in an upright position. Available in both double and single side-load styles, the single side load bike rack has loops 16" apart, 21" in height x 18" deep. Powder coat colors available on page 3.

Loop Bike Racks

Model	Description	Weight
1603-04	4 Bike Spaces, Single Sided, 4' 3-1/2" Long	40 lbs.
1603-08	8 Bike Spaces, Single Sided, 9' 7-1/2" Long	80 lbs.
1603-07	7 Bike Spaces, Double Sided, 4' 3-1/2" Long	70 lbs.
1603-15	15 Bike Spaces, Double Sided, 9' 7-1/2" Long	122 lbs.



MODEL #1603-15

ARCH BIKE RACK

The Arch Bike Rack is all galvanized steel, solid weld construction and is manufactured of 1-7/8" O.D. rails and 1-5/16" arches. The rack is 13" in height x 24" deep. Anchoring holes are pre-drilled. Powder Coat colors on page 3.

Arch Bike Racks

Model	Description	Weight
1604-04	4 Bike Spaces, Double Sided, 32" x 24"	39 lbs.
1604-08	8 Bike Spaces, Double Sided, 5'3" x 24"	87 lbs.
1604-16	16 Bike Spaces, Double Sided, 10'9" x 24"	174 lbs.



MODEL #1604-08

HEAVY-DUTY STANDARD BIKE RACK

This style of bike rack, manufactured of galvanized steel, is our heaviest and most rugged version available. By design, the bike rack is 30" high x 42" deep and may be entered from both sides. Anchoring holes are pre-drilled. Ships unassembled. Powder Coat colors on page 3.

Heavy-Duty Standard Bike Rack

Model	Description	Weight
1607-06	6 Bike Spaces, 2'4" Long	50 lbs.
1607-08	8 Bike Spaces, 5'3" Long	80 lbs.
1607-16	16 Bike Spaces, 10'4" Long	159 lbs.



MODEL #1607-08

MOUNTING OPTIONS

When ordering, please select your preferred mounting option on the product you have chosen. Applicable mounting options can be found in the product description.



BIKE RACKS & BOLLARDS



MODEL #1616-08
Galvanized Finish



MODEL #1620-08
Galvanized Finish

SINGLE & DOUBLE SIDED BIKE RACKS

One of our most popular bike racks continues to be the Single & Double Sided Bike Rack. Featuring 1-5/8" O.D. frame and 1-1/16" rack, this solid steel rack will last for years. The Double Sided can be entered from either side while the Single Sided accommodates a walled area. Anchoring holes are pre-drilled. Powder Coat colors on page 3. Ships unassembled.

Single Sided Bike Rack

Model	Description	Weight
1616-06	6 Bike Spaces, Portable, Surface Mount (51"x16"x30")	90 lbs.
1616-08	8 Bike Spaces, Portable, Surface Mount (67"x16"x30")	97 lbs.
1616-16	16 Bike Spaces, Portable, Surface Mount (130"x16"x30")	148 lbs.
1617-06	6 Bike Space Add On (Attaches to #1616-06) (48-1/2"x16"x30")	80 lbs.
1617-08	8 Bike Space Add On (Attaches to #1616-08) (64-1/2"x16"x30")	87 lbs.
1617-16	16 Bike Space Add On (Attaches to #1616-16) (127-1/2"x16"x30")	138 lbs.

Double Sided Bike Rack

Model	Description	Weight
1620-06	6 Bike Spaces, Portable, Surface Mount (51"x32"x30")	109 lbs.
1620-08	8 Bike Spaces, Portable, Surface Mount (67"x32"x30")	118 lbs.
1620-16	16 Bike Spaces, Portable, Surface Mount (130"x32"x30")	184 lbs.
1621-06	6 Bike Space Add On (Attaches to #1620-06) (48-1/2"x32"x30")	99 lbs.
1621-08	8 Bike Space Add On (Attaches to #1620-08) (64-1/2"x32"x30")	108 lbs.
1621-16	16 Bike Space Add On (Attaches to #1620-16) (127-1/2"x32"x30")	174 lbs.



MODEL #1600-42
with M3 Surface Mount

TRADITIONAL BOLLARD POST BIKE RACK

Our Bollard Post Bike Rack provides users with 2 size options, either a 4-1/2" O.D. steel post, or a beefy 5-9/16" O.D. steel post. The rack stands 36" above grade and features a 1-5/16" welded loop rail. The post is a galvanized steel construction and includes a factory installed aluminum cap. Standard mounting options include: M1 or M3. Powder coat colors on page 3.

Traditional Bollard Post Bike Rack

Model	Description	Weight
1600-42	4-1/2" O.D. - 2 Rails	61 lbs.
1600-52	5-9/16" O.D. 2 Rails	80 lbs.



MODEL #1605-32
with M3 Surface Mount

CONTEMPORARY BOLLARD POST BIKE RACK

The New Style Bollard Post bike rack provides users with 3 size options. Available in 3-1/2", 4-1/2", and 5-9/16" O.D. post sizes made of all galvanized steel construction. These feature double loops of 1-3/8" tubing and come complete with a factory installed aluminum cap. Both styles are available with optional powder coating for an additional charge. Standard mounting options include: M1 or M3. Powder coat colors on page 3.

Contemporary Bollard Post Bike Rack

Model	Description	Weight
1605-32	3-1/2" O.D. - 2 Rails	40 lbs.
1605-42	4-1/2" O.D. - 2 Rails	56 lbs.
1605-52	5-9/16" O.D. 2 Rails	76 lbs.



Optional
Ground Sleeve



PARKING BOLLARDS

Parking Bollards are 36" high and available in 4 sizes of galvanized steel including cap. Installed permanently or in sleeves with optional locking device. Powder coat colors on page 3.

Parking Bollards

Model	Description	Weight
1100-03	3-1/2" O.D. Post	38 lbs.
1100-04	4-1/2" O.D. Post	54 lbs.
1100-05	5-9/16" O.D. Post	74 lbs.
1100-06	6-5/8" O.D. Post	104 lbs.
* 1100-13	3-1/2" O.D. Post with Ground Sleeve	68 lbs.
* 1100-14	4-1/2" O.D. Post with Ground Sleeve	94 lbs.
* 1100-15	5-9/16" O.D. Post with Ground Sleeve	124 lbs.
* 1100-16	6-5/8" O.D. Post with Ground Sleeve	154 lbs.
LK	Locking Option for Ground Sleeve	N/A
CR	Chain Ring Welded to Bollard	N/A
DC1	Designer Plate Cover, 1 Piece	N/A
DC2	Designer Plate Cover, 2 Piece Wrap	N/A

*Sold and shipped with corresponding ground sleeve



Our Custom Memorial benches are the perfect solution to add a special touch to your landscape. Whether it is to honor a fallen family member, or a special person in the community. We offer two different types of customization options to fit your needs and environment...and as always we use the highest quality materials on the market to ensure that your memorial will last a lifetime!



Engraved Composite Plank



Engraved Aluminum Plaque




Cast Bronze Plaque

Honorarium or Memorial Message
 Choose a style of bench and add engraved plaque or plank
 Option A: Recycled Composite Plank Engraved
 Option B: Aluminum Plaque Engraved
 Option C: Cast Bronze Plaque


For more information please contact us at
Sales@PWathletic.com

MOUNTING OPTIONS


When ordering, please select your preferred mounting option on the product you have chosen. Applicable mounting options can be found in the product description.




M1
Permanent Mount
(Standard on most models)



M3
Round Surface Mount



DC1
1 Piece Decorative Cover
(M1 only)



DC2
2 Piece Decorative Cover
(M1 & M3 only)

(Decorative Covers come unfinished as standard, additional up-charge for powder coating)



PO BOX 1290, SALEM IL 62881
140 N GILBERT, MESA AZ 85203
1-800-687-5768, FAX: 618-548-2890
SALES@PWATHLETIC.COM

FOR MORE INFORMATION VISIT OUR WEBSITE AT:
WWW.PWATHLETIC.COM

A division of Americana Outdoors



Version	Revision Date
1.3	01/30/20