

Accessing SIMS Student and SIMS Student User Guide

This document outlines the process for accessing SIMS Student and contains the following information:

Section 1 – Accessing SIMS Student Once You Have registered

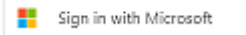
Section 2 – User Guide

'SIMS Student' does not replace your Planner which must still be kept up to date.


Section 2 – Accessing SIMS Student

You now have two ways to access SIMS Student

Via the Online Portal

To access via the web, go to www.sims-student.co.uk and click on  , enter your Hayesfield email address (for example, 20SmithJ@hayesfield.com) and password when asked, and you will be directed to your Home Page.

Or you can go the Hayesfield website (www.hayesfield.com) and go to the SIMS Parent/SIMS Student page under ICT Access. Scroll to the bottom of the page and click on 


and then click on  , enter your Hayesfield email and password when asked, and you will be directed to your Home Page.

Via the App.

Go to the Google Play or Apple App stores and download the SIMS Student App (see below). There are different versions for iPhone and iPad so please ensure you use choose the correct one.

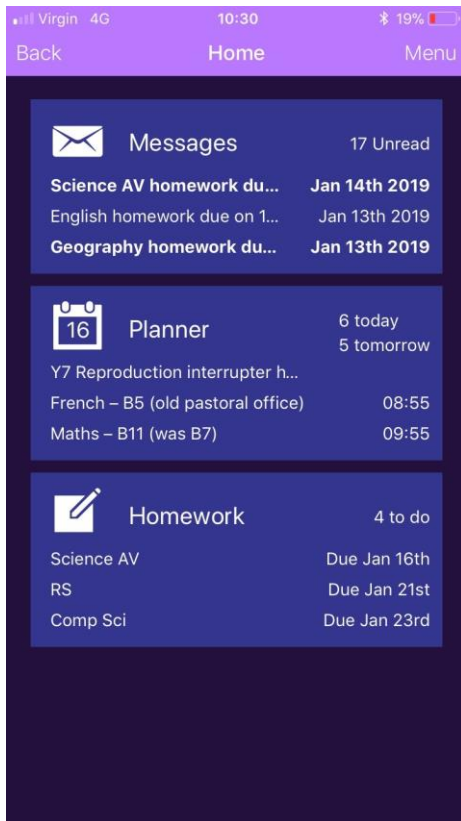


Once downloaded, open it up and click that you have completed your registration (if asked) and the Click Sign In.

Then click on  and enter your Hayesfield email address (for example, 20SmithJ@hayesfield.com) and password when asked, (you may be asked if you want to stay signed in. Click No), and your Home Page will load.

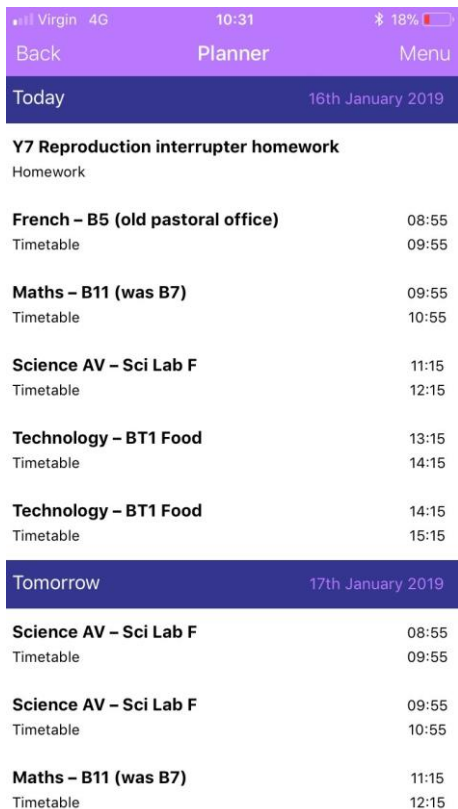
Section 3 – User Guide

Once you have logged into the App, you will see the following home screen:

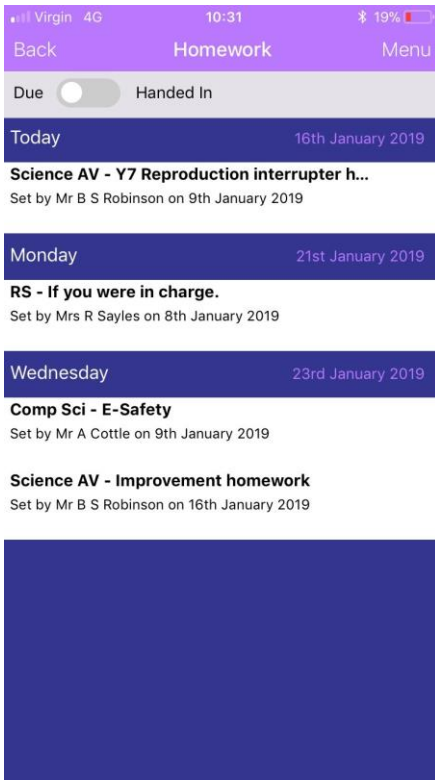


Click on Planner to see you timetable.

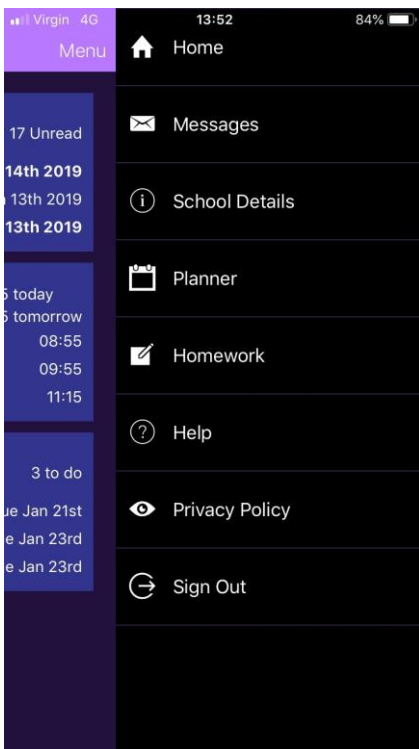
Click on Homework to access your homework page.



Your planner shows your timetable until the end of term and also if homework is due.



The Homework page shows all your homework and when it is due. If you click on any of the entries, it will give you all the details of the homework that has been set, when it was set and when it is due (see Comp Sci homework example below)



If you click on Menu at the top right, a side bar will appear when you can navigate pages and see the school details and key events during the school year. Or you can click the Back button on the top left to return to the Home Screen.