



Australian Shepherd Club of America

Established 1957

JUNIOR **Rules & Regulations**

June 2019

Australian Shepherd Club of America

6091 E. State Hwy 21

Bryan, TX 77808

(979) 778-1082

FAX (979) 778-1898

www.asca.org

These amended Rules and Regulations are effective June 1, 2019, unless noted otherwise.

Shaded areas indicate rule changes with **effective date** listed.

Last updated: 5-1-2019

- Removed highlighting/strike-out of 2018 rule changes
- Formatted for 2019 style
- Added 2019 rule changes

ASCA® is a registered trademark for the Australian Shepherd Club of America.
Copyright© 2018 The Australian Shepherd Club of America. All rights reserved.

Individual copies of this rulebook are \$2.50 for Full members and \$5.00 for Service members.

The following contents are clickable links that will take you directly to that section.

Table of Contents

Introduction to the Junior Program Rules	4
1 Rules and Regulations for the ASCA Junior Member.....	5
1.1 ASCA-Sanctioned Junior Program Events Defined	5
1.2 ASCA Junior Merit Program Defined	5
1.3 Sportsmanship Defined	5
1.4 Age to Participate in ASCA Junior Program.....	6
1.5 ASCA Junior Program Year Defined.....	6
1.6 Membership.....	6
1.7 Dogs That May Compete	6
1.8 Ownership Requirements	7
2 Junior Handling Classes.....	7
3 Points	8
4 Best Junior Handler, Reserve Junior Handler, and High Scoring Junior Award	8
5 Certificate of Excellence.....	9
6 Region Awards.....	9
7 Year End Awards	9
7.1 ASCA Junior Service Award	9
7.2 500 Club Tier Programs.....	9
8 Junior Programs.....	10
8.1 Section I: Junior Handling.....	10
8.2 Section II: Obedience	13
8.3 Section III: Rally.....	14
8.4 Section IV: Working	15
8.5 Section V: All Around.....	16
8.6 Section VI: National Junior Handling Finals.....	16
8.7 Section VII: Rules for Holding a Most Versatile Junior Competition.....	17
Most Versatile Junior Evaluation Form.....	20
Working Junior and Novice Handler Score Sheet	21
Junior Showmanship Judging Guidelines.....	22
ASCA Australian Shepherd Breed Standard.....	24
Junior Showmanship Patterns Guidelines.....	29

Found at the back of these rules:

ASCA Judge's Code of Ethics

ASCA Dog Aggression Rules & Affiliate Incident Report Worksheet

ASCA Conflict Resolution Protocol & Request for Conflict Resolution Request Form

Introduction to the Junior Program Rules

These ASCA Junior Program Rules are intended to organize the Junior Program, and to establish uniform requirements for the judging and exhibiting of junior handlers for the Australian Shepherd Club of America. Whenever a junior is competing in any of ASCA's programs, the competitor agrees to abide by all rules and regulations as defined by that program's rulebook as well as the rules and regulations as defined in these ASCA Junior Program Rules.

Juniors compete in many programs. This Junior Rulebook attempts to cover as many topics as possible relative to the Junior Program. However, each individual program rulebook takes precedence over the Junior Program, in cases where the rules are not listed in the Junior Rulebook.

The purpose of the ASCA Junior Program is to encourage juniors to become involved with their Australian Shepherds. Because the future of the breed and the future of ASCA rest in the hands of these juniors, the program exists to allow them to learn about, and become familiar with, all aspects of the breed and the areas of competition available through ASCA. The ASCA Junior program seeks to instill in these, tomorrow's breeders, competitors and judges, the following concepts:

- Pride in the ownership and training responsibilities that go with Australian Shepherds; Appropriate and humane methods of training and handling dogs;
- Patience and perseverance when working with dogs;
- A good work ethic, or in other words, that "hard work pays off";
- Discipline in working to achieve goals, especially those related to accomplishments in the ASCA Junior Program;
- Good sportsmanship, and the sense of accomplishment that goes with winning on a level playing field;
- Pride in competing with a dog whose training has been largely impacted by the junior;

These are opportunities to forge life-long friendships with your competitors.

The ASCA Junior Program, and all its associated areas of competition are intended as amateur-level competitions. In other words, juniors participating in these classes are expected to be doing so as a learning experience, and as such, they should refrain from soliciting or accepting payment or other compensation for training, grooming, or handling services for the duration of their junior career.

Special Note to Parents and Mentors:

The parents and mentors of today's junior handlers are essential to the successful participation of juniors in the ASCA Junior Program. They are the guiding force that teaches tomorrow's breeders and exhibitors about ethics and good sportsmanship, and they heavily influence the choices juniors make in these areas. Parents and mentors should do their utmost to ensure that juniors participate in the program in the spirit in which it was designed.

Because juniors sometimes live or train with parents or mentors who have well-trained, even top-winning dogs themselves, parents and mentors are strongly cautioned to ensure that the dogs used to compete in the ASCA Junior Program have in fact received the majority of their training by the junior.

ASCA offers year-end recognition to juniors excelling in Junior Handling, Obedience, Rally, Tracking, Agility, and Stockdog Trials; and to encourage these future breeders' interest in the Australian Shepherd as a versatile dog, ASCA offers a plane ticket or gas money to the National Specialty for the top All Around Junior.

The reader should be aware that throughout the Rules are examples of how the Rules function. These examples are well marked, and will appear as such:

EXAMPLE: *The explanation of the information pertaining to the referenced subject.*

These examples are to be used only as tools to help the reader better understand the section that it refers to. Under no circumstances should the reader be led to believe that the examples are based on real people or events.

1 Rules and Regulations for the ASCA Junior Member

1.1 ASCA-Sanctioned Junior Program Events Defined

ASCA-sanctioned Junior Program Events are held in conjunction with ASCA-sanctioned dog shows, obedience, agility and stock dog trials. They are sanctioned by ASCA's regional affiliate clubs and offer juniors the opportunity to compete against each other for placements and awards. These events are also the venue in which juniors earn points toward year-end awards in the different ASCA Junior Program Events offered.

1.2 ASCA Junior Merit Program Defined

The ASCA Junior Merit Program is an annual national merit program. Participants accumulate points based on their participation and success in ASCA-sanctioned Junior Program events. For more details on the specific awards offered, and the criteria to win them, please refer to Chapter 7 Year End Awards of these rules.

1.3 Sportsmanship Defined

Juniors should always demonstrate good sportsmanship when exhibiting in all ASCA events. (Conformation, Agility, Obedience, Rally, Stockdog, Tracking) Win or lose, good sportsmanship is always expected.

Good Sportsmanship includes:

- Congratulating the winner
- Responsibility for your dog(s). (this includes grooming, training, feeding, and clean-up)
- Showing respect for fellow competitors and their dogs
- Respecting the judge's decision

Bad Sportsmanship shall be considered as, but not limited to:

- Any negative remarks heard at ringside or anywhere on the show grounds including your set-up, the parking lot about the judge or other competitors.
- Mistreatment of a dog may be defined by (but not limited to) treating a dog harshly or with a heavy hand, or an over harsh correction. Being cruel to the dog because you lost.
- Throwing ribbons or gifts on the table as they leave the ring, NOT to be mistaken as gently donating back the ribbon to the club.
- Improper handling/ring procedures such as "up staging", crowding the handler in front of you, stepping on a dog or handler behind you or baiting dogs other than your own. This is not to be held against someone if age or skill is in question.

1.3.1 Code of Personal Conduct

According to ASCA's By-Laws, one of the objectives and purposes of the Club is to do all in its power to protect and advance the interests of the Australian Shepherd as a purebred dog and to encourage sportsmanlike competition at dog shows, working and obedience trials, tracking tests/trials and at any other event where Australian Shepherds participate. Contestants, event workers, judges, and visitors are expected to maintain a family-oriented, sportsmanlike atmosphere. Judges and workers are expected to exhibit professionalism and courtesy. Competitors are expected to conduct themselves at the highest level of sportsmanship.

Personal Conduct and Sportsmanship at ASCA Events

ASCA has the right to reprimand or suspend its members, contestants, judges, helpers, and officials, from any or all privileges of ASCA for conduct prejudicial to the best interests of the Australian Shepherd, ASCA events or ASCA. ASCA has the right to remove from its show grounds any visitors who violate its code of conduct. Everyone at an ASCA event shall maintain the highest level of sportsmanship and are to conduct themselves accordingly. Foul/ abusive language, yelling at exhibitors or judges, disorderly conduct, and/or poor sportsmanship will not be allowed and will be disciplined.

Poor Sportsmanship is grounds for discipline. This includes purposeful harassment and bullying. If poor conduct occurs, an Affiliate or the ASCA Board of Directors may take direct action, even if no formal request for conflict resolution is filed. If a representative of the Affiliate (Show Secretary, President, other officer, etc.) witnesses improper conduct, the Affiliate should remove the disruptive individual(s) from the event grounds for the entire show/trial weekend. Any other person observing poor sportsmanship should file a Request for Conflict Resolution, making the behavior in question subject to the ASCA Conflict Resolution Protocol.

The presiding Judge/Judges is/are responsible for enforcing the preceding within the ring/trial arena. The Event Committee is responsible for enforcing the preceding outside the ring/trial arena and within the Show Grounds.

For enforcement, the following definitions apply:

Boundaries of Ring/Trial Arena and Show Grounds:

- a. RING/TRIAL ARENA: The ring/trial arena is the bounded area in which judging of an event occurs and over which the Judge has authority. The boundary is defined by physical barriers plus a buffer zone extending ten (10) feet from such physical barriers.
- b. SHOW GROUNDS: The Show Grounds are the boundaries of the grounds on which ASCA events are held. They include, but not limited to, all areas outside the ring/trial arena (including the buffer zone) set aside to support the conduct of the event.

1.4 Age to Participate in ASCA Junior Program

To compete in the ASCA Junior Program, a junior must be at least eight (8) years of age, and no older than eighteen (18) years old. The two age divisions are 8-12 Years, and 13-17 Years.

Juniors who have not yet attained their eighth birthday are eligible for competition in non-regular Pee-Wee (3-5 Years) and Sub-Junior (6-7 Years) classes when they are offered at conformation shows but will not be eligible to compete for Best Junior Handler or for year-end awards in the ASCA Junior Program. These are considered non-regular classes and are not mandatory.

1.5 ASCA Junior Program Year Defined

The ASCA Junior Program year runs from June 1st of each calendar year to May 31st of the following calendar year. For the purposes of the ASCA Junior Program, the age of the junior as of June 1st will be used until the following May 31st.

EXAMPLE: *Junior's 13th birthday is September 15th, 2003. (In this instance, Junior was officially 12 as of the beginning of the ASCA Junior Program Year, on June 1st, 2003.)*

A junior may not move up "to the next age division" before the end of the program year. If a junior does move up, even by accident, any points from that win will be forfeited.

A junior turning 8 years old may not move into the regular classes any earlier than the June 1st following their 8th birthday.

1.6 Membership

Any youth that is eight (8) years of age may become an ASCA Junior Member. There is no fee involved, but the junior must complete an ASCA Junior Membership Application form, (obtainable from the ASCA Business Office, in the Aussies Times, or at www.asca.org) and return it to the ASCA Business Office. All fees will be charged at "member rates" when transferring ownership, registering litters, etc. (The Junior Membership entitles the junior to all the regular membership privileges, except for voting and Aussie Times subscription.). If a Junior Member desires to have a subscription to the Aussie Times (A bi-monthly publication), they can do so by submitting the appropriate fee (listed on the ASCA Junior Membership application form) for this service. A special rate for the Aussie Times is offered to Junior Members.

1.7 Dogs That May Compete

Junior Handling - Any dog may be entered for competition in an ASCA-sanctioned Junior Handling class held at a conformation show. This is an all-breed competition. The intent of the program is that any youth may compete in the ASCA Junior Handling

Program with any breed of dog, regardless of whom the dog belongs to. These dogs may be ASCA registered to include intact, altered or LEP, or registered in another registry, or other pure-bred dogs or mixed breeds.

In other programs a junior must see the pertinent program rules to determine if their dog is eligible to compete.

To earn points toward the ASCA Junior Program year-end awards, however, the dog must be a purebred ASCA Registered Australian Shepherd, (Intact or altered to include LEP & Hardship Registered) and must meet the ownership criteria defined under a separate heading in these rules.

1.8 Ownership Requirements

To earn points in the Junior Program, the youth must own or co-own the dog, or it must be owned or co-owned by the junior's immediate family (Father, Mother, Brother, Sister, Guardian or Grandparent).

To earn points the dog must be owned by the appropriate person(s) and listed on the ASCA registration papers for a period of not less than sixty (60) days prior to the date of the show.

Dogs that are co-owned outside of the junior's immediate family must reside in the junior's home 75% of the year.

Co-ownership with Judges. If one of the owners of a dog is a judge officiating at a show, the dog may be entered in Junior Handling Only at an event where the judge is judging classes other than Junior Handling. In no case will a junior show a dog to a judge who has full or partial ownership of the dog.

2 Junior Handling Classes

At ASCA sanctioned shows or specialties, the following regular classes must be offered:

REGULAR: All first-place winners from these classes shall compete for the Best Junior Handler Award.

The regular classes will be:

NOVICE 8-12

NOVICE 13-17

OPEN 8-12

OPEN 13-17

NOVICE: This class will be for Juniors who are at least 8 years old, up to 17 years old as of June 1st of the current ASCA year, who have not, as of the day of the show, won six (6) first place awards, with competition, in a Novice Class at an ASCA-sanctioned show, or who have not won 2 Best Junior Handler awards over competition from the Open Class. Juniors have sixty (60) days after completing either of the above requirements before they are required to move to the Open class. This will allow the Novice handler more time to gain confidence & experience before moving up into the Open classes.

The Novice class will be for exhibitors who are true beginners at the sport of dog shows. Experienced juniors who are new to ASCA, or juniors who feel they are ready to compete in the Open handling class may elect to move up to Open without meeting these requirements; however, once they move up to the Open Class, they may not move back to the Novice Class in any future competitions.

If an 8-12-year junior handler has moved to Open, they may not go back into Novice upon moving to the 13-17-year class.

Open: This class will be for those juniors that have met the qualifications detailed in the previous section or for those juniors who feel they are ready to compete in the Open Handling ring.

A hosting club may also offer the following non-regular classes at their discretion:

NON-REGULAR: No junior from these classes may compete for the Best Junior Handler Award or are any points to be received.

PEE-WEE: 3-5 years old

SUB-JUNIOR: 6-7 years old

Judges judging the pee-wee and sub-junior classes are not to give placements. The affiliate club is to be responsible for giving each pee-wee and sub-junior competitor a participation ribbon.

NOTE: Any junior who turns eighteen (18) years of age during the junior year may continue to show until the end of the junior year, May 31st. They may also show at that year's National Finals, if they are eligible.

EXAMPLE: Junior year starts June 1st. Junior's eighteenth birthday is October 15th. They may continue to show in 13-17 until end of junior year, May 31st. If they are eligible, they may show in that year's National Finals.

When a junior is eligible for Best Junior Handler (taken 1st place in a handling class), they must present to the judge the same dog they showed in their regular handling class. In other words, no exchanging of dogs; using one dog to get 1st place, then another to receive Best Junior Handler is not allowed. This rule is applicable to every junior showing a dog in handling.

Any junior may change dogs at a show provided the following criteria are met:

- a. The dog that they are changing to must meet the same eligibility requirements (owned by the junior or an immediate family member).
- b. The change must be made before entries close or half an hour before judging for Junior Showmanship is to begin, whichever is later. In the event the change is being requested at a National Specialty, the change must be made before entries close or at the discretion of the sponsoring club.
- c. The junior must report any change to the Show Secretary within the stated time limits or the change will not be allowed.

3 Points

Points will be counted for a one (1) year period; from June 1st to May 31st inclusive. The junior who wins Best Junior Handler or High Scoring junior in obedience will accumulate twenty-five (25) points. If the Best Junior Handler or High Scoring junior award was won with no other regular junior competition that day, then only fifteen (15) points will be awarded.

RJH points shall be awarded as follows:

- a. 15 points with competition plus one point for each junior defeated, or
- b. 5 points without competition.

In junior handling, placement points will work as follows: One point will be given for every junior defeated that is competing in the regular classes (novice junior, open junior, novice senior, and open senior).

EXAMPLE: There are seventeen (17) competitors at a dog show. Three (3) juniors in novice junior, six (6) juniors in open junior, three (3) juniors in novice senior, and five (5) juniors in open senior. The junior from novice senior wins Best Junior Handler. They will receive sixteen (16) placement points in addition to the 25 points earned for Best Junior Handler. The junior who wins Reserve Junior Handler will receive fifteen (15) placement points in addition to the fifteen (15) points for Reserve Junior Handler.

In Handling, points will be accumulated. Because there are no qualifying scores to be received, all the Best Junior Handlers, Reserve Junior Handlers, and placement points a junior receives over the year will be added together.

In Obedience, the highest score for the year is used as a "base score", and all the High Scoring Juniors and placement points are continually added to the highest score.

THE ADDITIONAL POINTS FOR PLACEMENT AND HIGH SCORING JUNIOR (OBEDIENCE) ARE ONLY ADDED TO THE JUNIOR SCORE, NOT THE SCORE THAT IS SUBMITTED TO ASCA FOR A LEG TOWARDS A TITLE.

During the year, reports will be made in the Aussie Times as to the scores that result from the points each individual has earned.

4 Best Junior Handler, Reserve Junior Handler, and High Scoring Junior Award

A club hosting a conformation show must offer a prize for Best Junior Handler and junior competitors who place first (1st) in their regular handling class shall automatically be eligible for Best Junior Handler and Reserve Junior Handler. The handling judge shall decide which of the first-place winners shall receive Best Junior Handler. After the Best Junior Handling prize has been awarded, the handler placing second to the winning handler shall compete with the other eligible handlers for Reserve Junior Handler. All clubs holding a show under ASCA rules and regulations may use any ribbon color combo for the awards Best Junior Handler and Reserve Junior Handler. However, at any ASCA regulated Specialty Show the ribbon colors must be:

Best Junior Handler: Burgundy, Navy Blue, and Cream

Reserve Junior Handler: Burgundy and Cream

Any junior competitor in a regular obedience class who receives a qualifying score shall automatically be eligible for High Score Junior. The junior with the highest score in obedience shall win the High Scoring Junior for obedience.

All ASCA sanctioned conformation shows MUST offer Junior Showmanship competition and all ASCA Sanctioned Obedience Trials MUST offer a High Score Junior Award.

5 Certificate of Excellence

In Handling, (there is no title to be earned), a certificate will be awarded to each junior who surpasses each degree of points each year. In all titling programs, a certificate will be awarded to each junior who achieves a title on their dog(s) during the year. In Handling, juniors earn "degrees of excellence" rather than titles, so the following system has been set up:

Degree I = 100 points

Degree III = 200 points

Degree II = 150 points

Degree IV = 250 points

These points are also used to reach the 500 Club Tier Programs. See Section 7.2 for more information on the 500 Club Programs.

6 Region Awards

Awards will be given to the highest pointed junior in each age division in each region. An award will also be given to the highest pointed junior of each age group for Handling, Obedience, Rally, and Working and for the Top Junior overall in Handling, Obedience, Rally, and Working, (all age groups).

7 Year End Awards

All Region and overall winners shall receive a prize, to be awarded at the Nationals. All the first-place juniors (of each age group), also the overall winners for each division (Handling, Obedience, Rally, Agility, and Working), and the All-Around Junior (if any) shall receive a prize, also to be awarded at the National's Banquet. All juniors who achieve a level of the 500 Club Program will be recognized and receive their awards at the National Specialty. Scheduling to be at the host club's discretion, but preferably upon the completion of the Junior Finals competition.

7.1 ASCA Junior Service Award

Purpose: The ASCA Junior Service Award recognizes and rewards ASCA Juniors who exhibit good sportsmanship in competition and who serve the dog fancy and the Australian Shepherd in their National and/or local club and in their own community.

Eligibility: Any Junior who is a member of ASCA is eligible. Juniors do not have to be active exhibitors. Letters regarding the accomplishments and service of the junior must come from someone other than the junior and/or their family. Letters must describe how the junior has contributed to the dog community and cite specific examples of individual sportsmanship.

Awards: The ASCA Board of Directors or a committee appointed by the Board shall collect and review all letters. One Junior will be chosen, based on the criteria set forth, to receive this award at the ASCA National Specialty banquet. The chosen letter will be read at the banquet in honor of the recipient. Additional awards may be given in the case of exceptional service by more than one Junior.

7.2 500 Club Tier Programs

Any junior who earns 500 points and over in any of the eligible programs will be recognized as being a member of the "500 Club".

7.2.1 Eligibility

Junior Handling is the only eligible program. Juniors who earn over 500 points within a single merit year are eligible for the 500 club and the tiers as outlined in Section 7.2.2.

7.2.2 Program Tiers

Only the highest level each year will be awarded per junior per program. The tier earned will be listed on the award.

500 Club - 500 points earned

500 Club Silver Tier - 1500 points earned

500 Club Bronze Tier - 1000 points earned

500 Club Gold Tier - 2000 points earned

7.2.3 500 Club Tier Awards

500 Club Tier Program winners will have their name, level and the merit year earned on the "500 Club" Trophy. They will also receive a jacket. Jackets are to have the ASCA logo on the back and the junior will get their choice of wording on the front. Jacket ordering is handled by the ASCA Business Office and are awarded at the National Specialty.

8 Junior Programs

8.1 Section I: Junior Handling

This section provides for an area of achievement for the junior who actively shows his/her dog(s) in Junior Handling contests at ASCA-sanctioned shows and specialties.

8.1.1 Guide to Junior Showmanship Competition for Juniors

8.1.1.1 *Reason for Junior Handling*

Juniors are important to the sport of dogs. Juniors who learn about good sportsmanship, dogs, handling and dog shows will be valuable to the sport in the future. Junior Showmanship classes are offered at all ASCA-sanctioned shows. These classes are held so that young people can:

- Experience winning and losing among those who are similar in age.
- Learn the correct way to handle the breed in regular classes.
- Practice handling skills in competition.
- Improve the way they handle their own dog.

8.1.1.2 *Handling Skills*

Junior Showmanship classes are judged on the ability of the junior to handle his or her own dog. The quality of the dog is not judged. Juniors will be asked to demonstrate:

- Moving their dog with the rest of the class.
- Presenting their dog in the standing position.
- Moving the dog individually in a pattern.
- Demonstrate knowledge of anatomy and structure of the dog they are handling.

8.1.1.3 *Ring Knowledge*

Juniors are expected to know basic ring routines. They should be able to follow directions, use space wisely and be familiar with gaiting patterns. Juniors should appear "ring wise," alert to what is going on in the ring and prepared for changes in the judging routine. JUNIORS MUST BE ABLE TO CONTROL THEIR DOGS AT ALL TIMES. Any junior who cannot control his/her dog will be excused from the ring by the judge.

8.1.1.4 *Appearance and Conduct*

Juniors should be clean, neat and well-groomed. They should wear clothing that is comfortable to handle in and appropriate for dog shows. Clothing should not distract nor limit or hinder the judge's view of the dog.

Dogs should be groomed and trimmed as they would be for the breed ring. Unnecessary grooming of the dog in the ring to gain attention is not proper conduct.

Juniors should appear confident, prepared, business-like and attentive. They should be courteous to both the judge and other juniors. Juniors are expected to handle their dogs without disturbing the dogs of the other juniors. Juniors should not crowd, and

they should not disturb others by continued use of toys and bait. Juniors should be alert to the needs of their dog. They should use firm but thoughtful hands in controlling and handling their dogs. Juniors should not be impatient or heavy-handed.

8.1.1.5 *Emphasis on the Dog*

Juniors will be judged on their ability to present their dogs in the same way the dog is properly handled in the breed ring. Juniors will also be judged on their ability to make their individual dog look its best both in pose and motion. During all parts of the competition juniors should handle their dogs in a quiet, smooth and efficient manner. Juniors should strive to make the DOG stand out as the most important part of the team effort.

8.1.1.6 *Positioning*

Going between the dog and the judge, juniors are well advised not to come between the judge and the dog. The extent of this depends on the junior and the judge's preference, however, a junior should take care not to exercise this aspect to the point of doing laps around the dog as this takes away from the presentation of the dog. It is advised that each junior use his/her own judgment in this area.

8.1.1.7 *In the Ring*

Junior handlers should:

- Keep their dog's attention.
- Gait their dogs in a controlled trot without distracting or interfering with the judges view of the dog. Be aware of what is going on in the ring.
- Concentrate on their dog and not the judge.

8.1.1.8 *Help for Juniors*

There are many ways juniors can find help in learning about Junior Showmanship and handling their own dogs. In addition to the help of parents, juniors may seek the advice of experienced breeder-exhibitors, handling instructors and former juniors. They may also learn from books on handling, books on the Australian Shepherd and observe judging at ASCA-sanctioned shows.

8.1.1.9 *Junior Handling Patterns*

See the Junior Showmanship Patterns Guidelines at the end of these rules.

8.1.2 **Judging Rules and Regulations**

8.1.2.1 *Eligibility of Judge*

Any person who is a former Junior Handler competitor and has attained their 21st birthday may be approved by the ASCA Board of Directors to judge Junior Handling, or any AKC Junior Handling judge, breed judge, or any judge from the ASCA Approved Judges List. The name of each Junior Handling judge shall be included on the show sanction form that must be sent to the ASCA Business Office, and in the case of the Nationals, to the ASCA Board of Directors.

8.1.2.2 *Definition and Purpose*

Junior Showmanship classes are regular and non-regular classes which are judged solely on the ability and skill of juniors in handling their dogs. The purpose of the Junior Showmanship Competition is two-fold: to introduce and encourage juniors to participate in the sport of dogs: and to provide juniors with a meaningful competition in which they can learn, practice and improve in all areas of handling skill and sportsmanship. It is important that judges of Junior Showmanship Competition understand the definition and purpose of these classes and take their roles seriously in guiding the future guardians of the sport.

JUDGES ARE EXPECTED TO HAVE A GENUINE INTEREST IN JUNIORS AND IN JUNIOR SHOWMANSHIP COMPETITION.

8.1.2.3 *Pre-Requisites for Judges*

Those who judge Junior Showmanship must be familiar with the Junior Showmanship Rules and Regulations as well as all other Rules and Policies that apply to all judges.

8.1.2.4 *Responsibilities of the Junior Showmanship Judge*

It is important for judges to be teachers by example. They should be prompt, courteous, patient and properly attired. Judges must be impartial and totally separate the handling ability of the juniors they judge from any other considerations. From the exhibitor's point of view, impartiality extends to eliminating from the judging process bias for or against the breed handled, any thought of past or future assignments, friendships, external knowledge of a junior's record of competition or prior knowledge or assumption of the dog's training or preparation.

Judges should never solicit assignments. If asked by a show giving club to judge, acceptance should be based on whether or not they feel capable of judging juniors.

8.1.2.5 *Safety*

Juniors with varying degrees of experience and dogs with great differences in size, temperament and training need safe ring conditions. Judges must make every effort to ensure the safety of the juniors and their dogs during competition. Judges should arrange or rearrange competitors in order of gaiting speed or size of dog to avoid crowding and instruct juniors to leave space for judging themselves and the junior in front of or behind them. Never hesitate to excuse any handler from the ring whose dog is out of control or showing signs of viciousness.

8.1.2.6 *Judging Routine*

The actual routine of judging will vary according to the judge, the number of juniors, the size of the ring, the ring conditions, the weather and the time of day. However, judges should strive to evaluate competitors in an appropriate and consistent manner. Although the procedure for completing the examination of dogs should closely resemble that of breed judging, examination of the dogs for Junior Showmanship can be done rapidly because the conformation of the dog is of no concern. Judges should be consistent in the initial examination of each junior using the same gaiting patterns, the same procedural requests and allowing each junior approximately the same amount of time. However, judges may change the examining routine when making a further appraisal of selected competitors. A judge should not confuse the ability of a junior to take directions with the junior's ability to handle his dog. Some freedom of expression and expertise should be allowed. To have all exhibitors handle mechanically defeats the basic premise of Junior "Showmanship".

Juniors should be able to move about the ring with ease, with their dog on either side. When examining the class as a whole in motion the judge may stand inside or outside of the circle. When examining a class of standing or posed dogs the judge can move from one side of the line to the other. Juniors should be able to move smoothly around their dogs. Judges should not, however, abuse the intent behind keeping a dog in front of the Judge at all times. Judges should respect that excessive movement around the dog detracts from the total presentation. The judge should evaluate how well the junior and his dog work together as a team and the amount of training the junior has on his/her dog.

The judge should limit conversation with juniors during competition to that which is absolutely necessary. Judges may ask the junior questions regarding general anatomy, structure and care of dogs or specifically about the Australian Shepherd Club of America's breed standard.

8.1.2.7 *Judge's Examination and Evaluation*

While the judge must consider all areas important in evaluating the overall capabilities of juniors, it is doubly important that the junior present his dog in the proper manner for the breed being handled. In the individual presentation of the dog the junior should demonstrate the ability to handle the dog as it is handled in the breed ring, showing the dog to its best advantage in pose and in motion. During all phases of handling the junior's concentration should be on the dog and not on the judge but not to the extent that he/she is unaware of what is taking place in the ring. Remember you are judging the handler, but time should be spent looking at the dog to gain insight as to how well it is being handled.

1. Is the dog responsive to the handler? Do they work as a team?
2. Does the dog appear posed or interested at all times?
3. Is the dog under control?
4. Has the handler moved the dog to the best of its ability?
5. Are the dog's main faults being minimized?

6. Do both the dog and handler appear relaxed?
7. Is the dog presented with apparent minimum effort?

For the safety of the exhibitors, juniors will not be asked to exchange dogs with each other during judging.

8.1.2.8 Knowledge of Ring Procedure

The judge shall evaluate the ability of the junior to follow directions, use space wisely and execute the requested gaiting patterns. Juniors should appear "ring wise", alert to the judging progression and be prepared for changes in the judging routine.

8.1.2.9 Appearance and Conduct

The judge should be aware of the appearance of both the junior and the dog. The junior should be suitably dressed for the occasion, wearing clothing that will not hinder or detract from presentation of the dog. The dog would be groomed and trimmed in the manner associated with the breed. However, the judge should not evaluate either the attire of the handler nor the grooming of the dog, but rather that an effort has been made. Excessive grooming of the dog in the ring to gain the judge's attention is inappropriate and should be faulted accordingly.

The judge shall evaluate the general conduct of juniors in the ring. Juniors should appear prepared, confident, business-like and attentive. They are expected to handle their dogs without distracting the dogs of other competitors. A junior who crowds or disturbs other dogs and handlers should be faulted. A principle of Junior Showmanship is to afford the opportunity to learn the importance of sportsmanship in competition. Judges who reward unsportsmanlike conduct or actions, regardless of a handler's capabilities, compromise the very premise of Junior Showmanship.

Juniors should be alert to the needs of their dogs realizing the welfare of their dogs is important. They are responsible for the control of their dogs at all times. However, juniors who exhibit impatience or heavy handedness with their dogs should be penalized.

8.1.2.10 The Judge's Book

After the final placings have been made in each class, judges must mark their books indicating their placements. After all classes have been judged an all placements marked, including absentees and excusals, the book must be signed and returned to the Show Secretary. The judge has the sole responsibility for his book, for its correctness and for its safekeeping. He should take proper care in the recording of armband numbers of his winners, seeing that they are in the right place and clearly legible. The safekeeping of the book should be entrusted to no one except him/herself.

8.1.2.11 Judge Competition While Judging

Junior Handling judges may not compete in any ASCA-sanctioned Conformation event in the state in which they are judging four (4) days prior to their assignment.

8.2 Section II: Obedience

This section provides for an area of achievement for the junior who actively shows his/her dog(s) in Obedience competition at ASCA-sanctioned shows and specialties. (Tracking is considered part of the Obedience section and all accomplishments from Tracking will receive prizes as appropriately called for).

The junior must have trained the dog(s) that they are showing in Obedience to qualify for year-end awards.

8.2.1 Scores and Points

Scores from Novice A & B, Open A & B, Utility A & B and Grad-Novice will be accepted.

[Tracking does not receive qualifying scores, only "pass" or "fail", however, every youth who meets the requirements of T.D. or T.D.X. shall receive a Certificate of Excellence. Also, those who complete the requirements of T.D. shall receive 200 points towards All-Around Junior in the Obedience section; those who receive T.D.X. shall receive an additional 100 points.]

Points are recorded automatically from the Obedience Judges books and Trial Reports. Only the highest score for the year for each junior is considered, along with their accumulated points for High Scoring Juniors and placement points added to that score.

There will be no High Scoring Junior scores, or placement points out of the Grad-Novice classes. These points will come out of the regular classes only.

EXAMPLE: *John Smith is working in Novice B obedience and receives a score of 189. He also received 1st place in his class, which happened to have 3 other juniors competing in it. John receives 3 more points, as he placed over 3 other juniors. John also received High Scoring Junior, so he receives 25 points for that. His total points are now: $189 + 3 + 25 = 217$. The following month, John Smith receives two more scores. The first is a 191, but there were no other juniors competing in his obedience class that day. John automatically received High Scoring Junior, but with no other competition, so he receives only 15 points for that instead of 25. 191 is higher than 189, so his 189 score is replaced by 191. His total points are now: $217 - 189 = 28$, then $+ 191 + 15 = 234$. The other score that John receives is a 176. John competed with 5 other juniors in his obedience class and he received 1st place, so he gets 5 points for that. Another junior from Open A took High Scoring Junior that day, so John doesn't get any points for that. 191 is higher than 176, so the 176 is not used, but the 5 points will be added on. His total points are now: $234 + 5 = 239$.*

8.2.2 Awards

At the end of the junior year, there will be prizes awarded to the highest scoring in each age group in Novice, Open, Utility and Grad-Novice. There will also be an award given to the overall winner for combined age groups in Novice, Open, Utility and Grad-Novice along with an overall winner with the highest score from the regular classes.

EXAMPLE: *Judy Warner is 11 years old. She had the highest score for the year for Novice Obedience in her age group: 225. Kurt Mayer is 15 years old and received the highest score for the year in his age group for Novice Obedience and ended the year with a score of 241. Kurt Mayer would receive the overall winner's award for combined age groups for the Novice class. Sue Tilson, who is 14 and received the highest score for her age group and overall combined age group in Open Obedience (score of 253), also would win the overall winner with the highest score, as she had the highest score for the year.*

Any dog who has obtained its Companion Dog title may continue to compete in Graduate Novice Classes for a period of one year. At the end of one year the dog must move on to Open A classes to continue to compete in the Junior Showmanship Program. If a dog has its Companion Dog Excellent title it may continue to compete in Open B. If a dog has completed its Utility title it may be shown in Utility and/or Open B indefinitely.

Scoring: Only the Obedience score will be used in the Junior Showmanship Scoring System; no bonus points will be given. It will be scored as a normal class score, where the highest score earned to date is used. The junior must indicate on the entry form that this dog is a "DOG IN TRAINING" only if being shown in the Grad-Novice class.

8.3 Section III: Rally

This section provides for an area of achievement for the junior who actively shows his/her dog(s) in Rally competition at ASCA sanctioned shows and specialties.

The junior must have trained the dog(s) that they are showing in Rally to qualify for year-end awards.

Juniors will follow the Rally Rules and compete against all entrants. There will be a High Score Junior awarded at all ASCA sanctioned Rally Trials.

8.3.1 Scores and Points

Qualifying scores from Novice A & B, Advance A & B, Excellent A & B and Masters A & B and Combined Excellent/Masters competition will be accepted. Points are recorded automatically from the Rally Judges books and Trial Reports. Only the highest score for the year for each junior is considered, along with their accumulated points for High in Trial Juniors and placement points added to that score.

Level	Cost per Rosette	Rosette Descriptions
A	\$21	8.5-inch head, 7 streamers, 24-inch streamers
A.5	\$20	8-inch head, 7 streamers, 22-inch streamers
B	\$18	7.5-inch head, 7 streamers, 18-inch streamers
D	\$12	6-inch head, 5 streamers, 14-inch streamers
E	\$1	2 layered, 10-inch flat ribbon
Name Streamers	\$5 - 7.50 each, depending on length of name	

All Finals Qualifiers will receive a rosette labeled "Finalist," with the qualifying dog's ASCA registered name and ASCA titles entered on a side streamer. Non-ASCA titles will not be included. The name streamer will be placed on the Finals participation rosette, not on the placement rosette. All rosettes will have the date and location of the Finals. Any qualifying team that is unable to participate in the Finals is responsible for the cost of shipping their Finals rosette or requesting that the rosette be entrusted to someone else for delivery. The host club is not responsible for the cost of shipping rosettes.

Placements will be awarded 1st-4th place. Colors for the center streamer shall be as follows for placement rosettes: 1st - blue; 2nd - red; 3rd - yellow; 4th - white and will have placements on rosette.

8.6.3 Judges

Judges for the National Junior Handling Finals must meet one of the following requirements:

- a. Previous ASCA Junior Handler over the age of twenty-one
- b. ASCA Breeder Judge

All the above are subject to the approval of the ASCA Board of Directors.

The National Junior Handling Finals may be incorporated into the obedience and/or working sections, if enough interest is generated.

8.7 Section VII: Rules for Holding a Most Versatile Junior Competition

8.7.1 Most Versatile Junior Rules for National Specialty

The Most Versatile Junior Handler Award (MVJ) is offered to recognize the junior who best demonstrates desire and ability to train and compete with their Australian Shepherd in all facets of ASCA competitions. These rules will govern the Most Versatile Junior Handler award at ASCA National Specialties.

Juniors competing for MVJ will have their junior handling skills rated in a scored evaluation and will compete for scores in regular classes in herding and performance events. Performance events will be defined for this competition as obedience, rally, tracking and agility. In all facets of the MVJ competition, each junior is expected to be the major influence in the training of his/her dog.

8.7.1.1 *Rules for Holding a Most Versatile Junior Competition*

1. Rules shall be published in the Junior Handling Rule book and National Specialty Guidelines and will be available from the ASCA Business Office upon request. Copies of the approved rules must be available upon request and on the Show Grounds.
2. The name of the evaluator for the handling portion of the MVJ competition, and any decisions optional with the club (such as whether or not bitches in season will run in order in the working trial) will be published in the National Specialty premium list. The evaluator shall be selected by the host club and shall be approved by the ASCA BOD.
3. The evaluator for the handling portion of the MVJ competition must be an ASCA Breeder Judge, Senior Breeder Judge or ASCA Approved Junior Handling Judge. If they meet this requirement, Regular Junior Handling Judge or the evaluator hired to score the conformation portion of the Most Versatile Aussie (MVA) event may preside over this portion of the MVJ competition. If the MVJ evaluator is not presiding over any other classes or events at the Nationals, he or she will be allowed to enter and exhibit in the other Nationals events.
4. Each Junior Handler entering MVJ shall indicate such as an "additional class" on their entry form.

5. **Score Keeping:** The person(s) who will be responsible for versatility record keeping for the entire competition will be identified to the ASCA Board prior to the start of the Nationals. Computation of all scores for awarding the MVJ Award will be handled by either MVJ Show Committee, or the ASCA BOD. The Host Club will provide a location where all scores will be posted as soon as practicable after each eligible competition is completed. It is the owner/handlers' responsibility to check the scores as posted, and report to the MVJ Chairperson any discrepancy no later than two hours prior to the time scheduled for awarding MVJ. Awards for MVJ are final once presented.
6. **Ties:** Ties will be broken by the scores taken from the Knowledge portion of the Junior Handling Evaluation. In the event they are still tied the junior with the highest score from the Working Trial will be declared the winner. If both juniors are still tied, both juniors will receive the award.
7. **Awards:** All entrants shall be presented with an MVJ participant ribbon upon completion of the junior handling evaluation. All entrants who successfully earned qualifying scores in the junior handling evaluation, stockdog trials and obedience and/or agility and/or tracking events as required by these rules shall be presented with an MVJ-qualifying ribbon at the MVJ awards presentation with the top ten qualifiers receiving placement ribbons. The winner of the MVJ competition will receive a rosette and an award. The Award will be the Sandy Tubbs Award which is donated by ASCA and will be presented at the Nationals Banquet or at any time that the host Club chooses to present the Awards for MVA and MVJ. The Award will be equal in value to the MVA Trophy.

8.7.1.2 Dogs Eligible to Compete

Dogs entered by the junior for the MVJ competition must meet the eligibility and ownership requirements set forth for the ASCA Junior Showmanship Program.

1. The junior must own or co-own the dog, or it must be owned or co-owned by the junior's immediate family (Father, Mother, Brother, Sister, Guardian or Grandparent). Dogs that are in a co-ownership situation must reside in the junior's home 75% of the year.
2. The dog must be owned by the appropriate person(s) for a period of not less than sixty (60) days prior to the date of the show.
3. The dog must be an ASCA-registered Australian Shepherd, intact or altered.

8.7.1.3 Most Versatile Junior Competition Rules

1. Most Versatile Junior Handler Award is for the Junior who has the highest combined score in three areas:
 - a. Junior handling evaluation
 - b. Working
 - c. Any ONE of the following four performance events: agility, obedience, rally and tracking.
2. The Junior Handling Evaluation portion of the junior's total points will be comprised of a score that is awarded by the junior handling evaluator for skills demonstrated during the evaluation. The scoring will be performed based on the criteria outlined on the MVJ Evaluation score sheet on Page 20 of the ASCA Junior Showmanship Program Rules. Each junior will be allowed to present only one dog in the Junior Handling Evaluation. Bitches in season will be allowed in the evaluation portion of the MVJ competition; they will be evaluated in order or may be placed at the end of the line, at the evaluator's preference. A Qualifying Score shall be comprised of a final score of one hundred seventy (170) or more points.
3. The Working portion of the junior's total points will be comprised of an adjusted score. The adjusted score will be the junior's single highest qualifying score from a regular class (Started, Open, Advanced), with point-adjustments based on the class entered:
 - Advanced: raw score + 6%
 - Open: raw score
 - Started: raw score

The qualifying score may be earned on ducks, sheep or cattle. In cases where a junior may have multiple qualifying scores from different classes, the score that is highest after accounting for the adjustment will be the one used for MVJ. Scores earned in non-regular classes (Working Junior Handler or Novice Handler) will not count for toward the MVJ competition.

Bitches in season entered in the MVJ competition must be accommodated in the National Specialty Working Trial.

4. The Obedience portion of the junior's total points will be comprised of an adjusted score. The adjusted score will be the junior's single highest qualifying score from a regular class (Novice, Open, Utility), with point-adjustments based on the class entered:
 - Utility: raw score + 3%
 - Open: raw score
 - Novice: raw score - 3%In cases where a junior may have multiple qualifying scores from different classes, the score that is highest after accounting for the adjustment will be the one used for MVJ. Scores earned in non- regular classes (Pre-Novice, Grad-Novice, Brace, Veterans, Team, Versatility) will not count for toward the MVJ competition. Bitches in season that are entered in the MVJ competition must be accommodated in the National Specialty Obedience Trial. They will either run last, or in a special ring.
5. The Rally portion of the junior's total points will be comprised of an adjusted score. The adjusted score will be the junior's single highest qualifying score from either A or B class (Advanced, Excellent and Masters), with point-adjustments based on the class entered:
 - Masters: raw score -5
 - Excellent: raw score -10
 - Advanced: raw score -20
 - Novice: does not countIn cases where a junior may have multiple qualifying scores from different classes, the score that is highest after accounting for the adjustment will be the one used for MVJ. Scores earned in non- regular classes or C classes will not count for toward the MVJ competition). Bitches in season that are entered in the MVJ competition must be accommodated in the National Specialty Rally Trial. Please refer to the ASCA Rally Rules for further information.
6. The Agility portion of the junior's total points will be comprised of a single qualifying score from a regular class (Novice, Open, Elite), as follows:
 - Elite: clean run (full Q) = 195 points; 5-point fault (half Q) = 190 points
 - Open: clean run (full Q) = 185 points; 5-point fault (half Q) = 180 points
 - Novice: clean run (full Q) = 175 points; 5-point fault (half Q) = 170 pointsIn cases where a junior may have multiple qualifying runs from different classes, the run that results in the highest score will be the one used for MVJ. Bitches in season who are entered for the MVJ competition will be allowed to run at the National Specialty Agility Trial. They will run at the end of each class. A rug or tarp will be brought out to the start line and the dog will be placed on the rug or tarp to begin her run. Bitches in heat will also wear panties during their runs. Bitches in heat must be crated (not in an ex-pen) prior to and during the competition, except when competing, away from the agility ring at a distance or location to be determined by the host club. All qualifying scores will count toward the trial, as will placements. Failure to comply with this rule will result in dismissal from all agility trials held in conjunction with the ASCA Agility National Specialty.
7. The Tracking portion of the Junior's total points will be comprised of a base score, awarded for a "pass" rating on a single track, as follows:
 - TDX track: 195 points
 - TD track: 190 pointsIn cases where a junior may have multiple qualifying tracks from different classes, the track that results in the highest score will be the one used for MVJ. Bitches in season entered in the MVJ competition must be accommodated in the National Specialty Tracking Test. They will run last in tracking and will be kept away from the tracking area until called. Qualifying scores received will count if the premium list specifically states that "bitches in season may participate".

Most Versatile Junior Evaluation Form

CLASS:		DATE:	
EXHIBITOR #:		NAME OF JUDGE:	

JUDGE'S EXAMINATION	AVAILABLE	EARNED
Is handler prepared for examination?	5	
Has handler shown the dog's bite/teeth properly and smoothly?	5	
Did handler move around the dog smoothly to stay out of the judge's way?	10	
Did handler keep the dog standing still during the examination?	5	
Was dog stacked correctly?	10	
TOTAL	35	

GAITING	AVAILABLE	EARNED
Did handler move the dog at the speed to best show their dog?	10	
Was pattern performed correctly?	10	
Was pattern performed with ease, even if it was wrong?	5	
TOTAL	25	

SPORTSMANSHIP/RING ETIQUETTE	AVAILABLE	EARNED
Did handler show consideration toward their dog?	10	
Was handler attentive and polite to the judge?	10	
Did handler show consideration toward other competitors?	10	
Has handler allowed adequate room between each dog when stacking?	5	
Has handler allowed adequate room between dogs when gaiting in a group?	5	
Has handler been a distraction to other dogs (excessive baiting or squeak toys)?	5	
TOTAL	45	

TEAMWORK	AVAILABLE	EARNED
Do handler and dog seem in sync?	10	
Is dog responsive to handler?	10	
TOTAL	20	

OVERALL PRESENTATION	AVAILABLE	EARNED
Was dog properly groomed (clean and brushed, including ears and teeth)?	20	
Is handler properly dressed and groomed to be in the show ring (clothes not distracting, hair neat and unmoving)?	10	
Is dog presented with apparent minimum effort?	10	
Do dog and handler appear relaxed?	10	
Are dog's main faults minimized?	10	
Did handler and dog make a nice picture?	5	
TOTAL	65	

KNOWLEDGE	AVAILABLE	EARNED
Was handler able to answer questions about the Australian Shepherd Breed Standard?	5	
Was handler able to answer a question about their dog (anatomy or personal)?	5	
TOTAL	10	

GRAND TOTAL: 200 POINTS (170 POINTS IS A QUALIFYING SCORE)

Working Junior and Novice Handler Score Sheet

ENTRY #
TIME

COURSE A _____ DUCKS _____
 COURSE B _____ AUSSIE _____ JR. HANDLER _____ SHEEP _____
 COURSE C _____ OTHER BREED _____ NOV. HANDLER _____ CATTLE _____

FILL IN EVERY BLANK

COURSE POINTS	AVAILABLE	EARNED
Take Pen/Gather	5	
Drive/Fetch through Obstacle 1	5	
Cross-Drive/Fetch through Obstacle 2	5	
Set-Up Work and into Center Obstacle	5	
Control to and Re-pen	5	
TOTAL	25	

ABILITY POINTS	AVAILABLE	EARNED
Ability of handler to control dog	20	
Ability of handler to read livestock and take steps necessary to keep them under control	20	
Team work (Are the dog and handler comfortable with each other, do they work together?)	20	
Ring side handling (coaching is allowed from outside of the working arena, points will be deducted)	20	
Handler's sportsmanship	20	
TOTAL	100	

COURSE SCORE	
ABILITY SCORE	
FINAL SCORE	

 Judge's Signature

 Location

 Date

This score sheet is intended to recognize and give credit for quality handling ability whether the dog is highly trained or just beginning in its training level. Scores should reflect the quality of work the handler has demonstrated in trialing with his/her dog. The Junior Handling class is not intended to be used as a practice class, but a competition class. Juniors in this class are competing for placements and year end awards.

COMMENTS:

Junior Showmanship Judging Guidelines

The purpose and benefit of the Junior Showmanship Guidelines is to educate and assist all ASCA/AKC approved Judges in the process and procedures of judging the Junior Showmanship Program.

Prepping Checklist for your Assignment:

- Order a copy of the ASCA Junior Showmanship Program Rules, if you don't already have one.
- Familiarize yourself with all Junior Showmanship Patterns.
- Know the ASCA Breed Standard, Anatomy, Structure, Correct Movement and Movement Faults for reference of questions.
- Find out prior to your assignment if you will be judging on mats/grass.
- Choose two-three different patterns to utilize in your class divisions and Best Junior Handler in Showmanship competition.
- When judging the pee wee and sub-junior classes utilize a less complicated pattern (i.e. down and back).
- Be prepared for a large Open and have ideas in mind for narrowing down your placements (i.e. show your dog's front, free stack in center of ring, challenging patterns).
- Prepare a list of 3 questions to ask on your assignment ranging from easy to hard.
- Utilize easy questions for Pee Wee and Sub Junior Divisions.
- On your list of questions also include the answer for quick reference before you judge.
- If questions come from the ASCA breed standard, Illustrated Anatomy or those proposed in the Junior Judging Guidelines (see next page), answers may be factored into placements as deemed appropriate by the judge. Questions utilized from information other than those resources named above may not be incorporated for determining placements.

Here are some examples of questions you can ask, as well as the answers for reference:

- Name two severe faults?
Acceptable answers: Prick ears, overly large ears, low set ears with no lift from the base, and non-typical coats such as excessively long, overabundant/profuse wiry or curly.
- Name two disqualifications?
Acceptable answers: Undershot bite, overshot bite, wry mouth, other than recognized colors, white body splashes, Dudley nose, monorchidism, and cryptorchidism.
- What is the standard for recognized coat colors?
Answer: The recognized colors are blue merle, red (liver) merle, solid black, and solid red (liver); all with or without white markings and/or tan (copper) points.
- What shape should the eyes be?
Answer: Almond.
- What kind of bite does our standard define?
Answer: Scissors.
- At what age can a dog enter regular classes in Conformation?
Answer: 6 months.

- What is the standard height for Dogs and Bitches?
Answer: Preferred height for males is 20-23 and for bitches 18-21; however, quality is not to be sacrificed in favor of size.
- What year was ASCA founded?
Answer: 1957.
- How many majors and how many points does it take to attain an ASCA Championship title?
Answer: 3 majors and 15 points.
- What is the Australian Shepherd bred to do?
Answer: The Australian Shepherd is intelligent, primarily a working dog of strong herding and guardian instincts. He is an exceptional companion. He is versatile and easily trained, performing his assigned tasks with great style and enthusiasm.

You can also ask any question referring to the parts of the Australian Shepherd. (i.e. hock, croup, flank, occiput, stifle) Refer to the Australian Shepherd anatomy diagram.

Tips and Pointers to Guide Your Way:

- Before Judging, make sure to inspect your ring for any loose mats or dips in the ring.
- Make certain that Juniors leave plenty of room when setting up to insure the safety of all exhibitors.
- Do not place all Juniors piled up in one corner. This can result in a dog fight or a Junior getting bitten.
- Do not ask for double out and backs (This means, no two Juniors and their dogs going out and back simultaneously).
- If you choose a complicated pattern, i.e. Z or Figure 8, make certain the ring is big enough for executing properly.
- Utilize the same pattern for each Junior in the same class division. For example, if there are 3 Juniors in your 8-12 Open class, then you will ask them to all perform the same task.
- When you ask your questions, call the Junior out of the line-up away from the other Junior Competitors so that they do not hear your question or their competitor's answers.
- Be positive and constructive in all your feedback. No negative comments on the dog itself.
- When you have completed judging all regular class divisions classes (8-12 Novice/Open, 13-17 Novice/Open), you will request the first-place winner from those divisions return to the ring for Best Junior Handler competition.
- Once you have awarded the Best Junior Handler, you must check to see if anyone else was in their class. If so, then you call back in the 2nd place winner from that age division to return to the ring to compete for Reserve Junior Handler.
- Make sure to use Non-Regular strip ribbons for the Pee-Wee and Sub Junior Divisions and Regular Strip Ribbons for the Novice and Open Class Divisions.

ASCA Australian Shepherd Breed Standard

Created January 15, 1977 | Amended June 1, 2013

INTRODUCTION: First and foremost, the Australian Shepherd is a true working stockdog, and anything that detracts from his usefulness as such is undesirable. The most important breed characteristics are overall moderation in size and bone, balance with correct proportions, and sound movement.

GENERAL APPEARANCE: The Australian Shepherd is a well-balanced dog of medium size and bone. He is attentive and animated, showing strength and stamina combined with unusual agility. Slightly longer than tall, he has a coat of moderate length and coarseness with coloring that offers variety and individuality in each specimen. An identifying characteristic is his natural or docked bobtail. In each sex, masculinity or femininity is well defined.

CHARACTER: The Australian Shepherd is primarily a working dog of strong herding and guardian instincts. He is an intelligent, exceptional companion. He is versatile and easily trained: performing his assigned tasks with great style and enthusiasm. He is reserved with strangers but does not exhibit shyness. This unusually versatile stockdog works with the power and quickness to control difficult cattle as well as the ability to move sheep without unnecessary roughness. Although an aggressive, authoritative worker, viciousness toward people or animals is intolerable.

HEAD: The head is clean-cut, strong, dry, and in proportion to the body. The top skull is flat to slightly rounded; its length and width each equal to the length of the muzzle. The muzzle is of medium width and depth and tapers gradually to a rounded tip, without appearing heavy or snipey. Lips are close fitting, meeting at the mouthline. The toplines of the muzzle and top skull appear close to parallel. The stop is moderate but well defined.

(A) TEETH: A full complement of strong white teeth meet in a scissors bite. A level bite is a fault. Teeth broken or missing by accident are not penalized. All other missing teeth should be faulted to the degree that they deviate from a full complement of 42 teeth.

Disqualifications: Undershot bite, Overshot bite, Wry Mouth.

(B) EYES: The eyes are very expressive, showing attentiveness and intelligence. They are clear, almond-shaped, of moderate size, and set a little obliquely, neither prominent nor sunken. The pupils are dark, well defined, and perfectly positioned. Eye color is brown, blue, amber; or any variation or combination, including flecks and marbling. All eye colors are acceptable in combination with all coat colors.

Faults: Any deviation from almond-shaped eyes.

(C) EARS: The ears are set high on the side of the head, are triangular, of moderate size and slightly rounded at the tip. The tip of the ear reaches to, but not further than, the inside corner of the nearest eye. At full attention, the ears should lift from one-quarter (1/4) to one-half (1/2) above the base and break forward or slightly to the side.

Severe Faults: Prick ears; overly large ears; low set ears with no lift from the base.

NECK AND BODY: The neck is firm, clean, and in proportion to the body. It is of medium length and slightly arched at the crest, setting well into the shoulders. The body is firm and muscular. The topline appears level at a natural four-square stance. The bottom line carries well back with a moderate tuck-up. The chest is deep and strong with ribs well sprung. The loin is strong and broad when viewed from the top. The croup is moderately sloping. The Tail is straight, not to exceed four (4) inches, natural bobtail or docked.

FOREQUARTERS: The shoulder blades (scapula) are well laid back, with the upper arm (humerus) slightly longer than the shoulder blade. Both the upper arm and shoulder blade are well muscled. The forelegs are straight and strong, perpendicular to the ground, with moderate bone. The point of the elbow is set under the withers and is equidistant from the withers to the ground. Pasterns are short, thick, and strong, but still flexible, showing a slight angle when viewed from the side. Feet are oval shaped, compact, with close knit, well-arched toes. Pads are thick and resilient; nails short and strong. Dewclaws may be removed.

HINDQUARTERS: Width of hindquarters is approximately equal to the width of the forequarters at the shoulder. The angulation of the pelvis and upper thigh (femur) corresponds to the angulation of the shoulder blade and upper arm. The upper and lower thigh are well muscled. Stifles are clearly defined; hock joints moderately bent. The metatarsi are short, perpendicular to the ground, and parallel to each other when viewed from the rear. Feet are oval shaped, compact, with close-knit, well-arched toes. Pads are thick and resilient; nails short and strong. Rear dewclaws are removed.

COAT: The coat is of medium length and texture, straight to slightly wavy, and weather resistant. The undercoat varies in quantity with climate. Hair is short and smooth on the head, outside of ears, front of forelegs, and below the hocks. Backs of forelegs are moderately feathered, and breeches are moderately full. There is a moderate mane, more pronounced in dogs than bitches. The Australian Shepherd is a working dog and is to be shown with a natural coat.

Severe Faults: Non-typical coats such as excessively long; overabundant/profuse; wiry; or curly.

COLOR: All colors are strong, clear and rich. The recognized colors are blue merle, red (liver) merle, solid black, and solid red (liver) all with or without white markings and/or tan (copper) points with no order of preference. The blue merle and black have black pigmentation on nose, lips and eye-rims. Reds and red merles have liver pigmentation on nose, lips and eye rims. Butterfly nose should not be faulted under one year of age. On all colors the areas surrounding the ears and eyes are dominated by color other than white. The hairline of a white collar does not exceed the point at the withers.

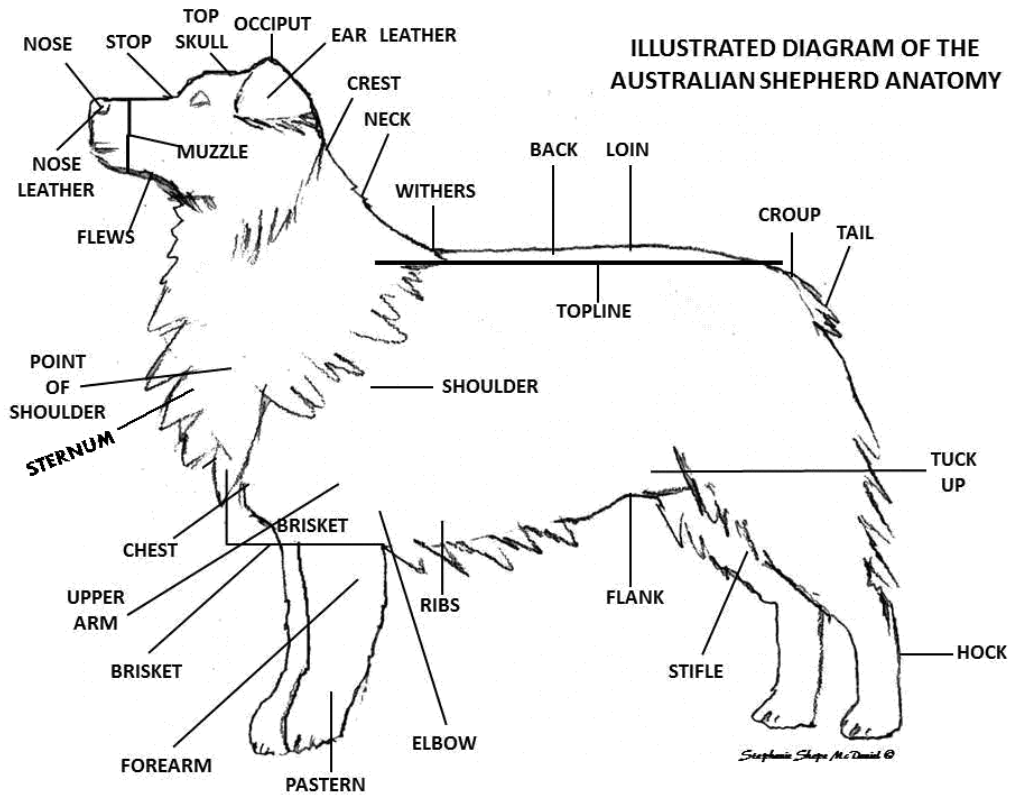
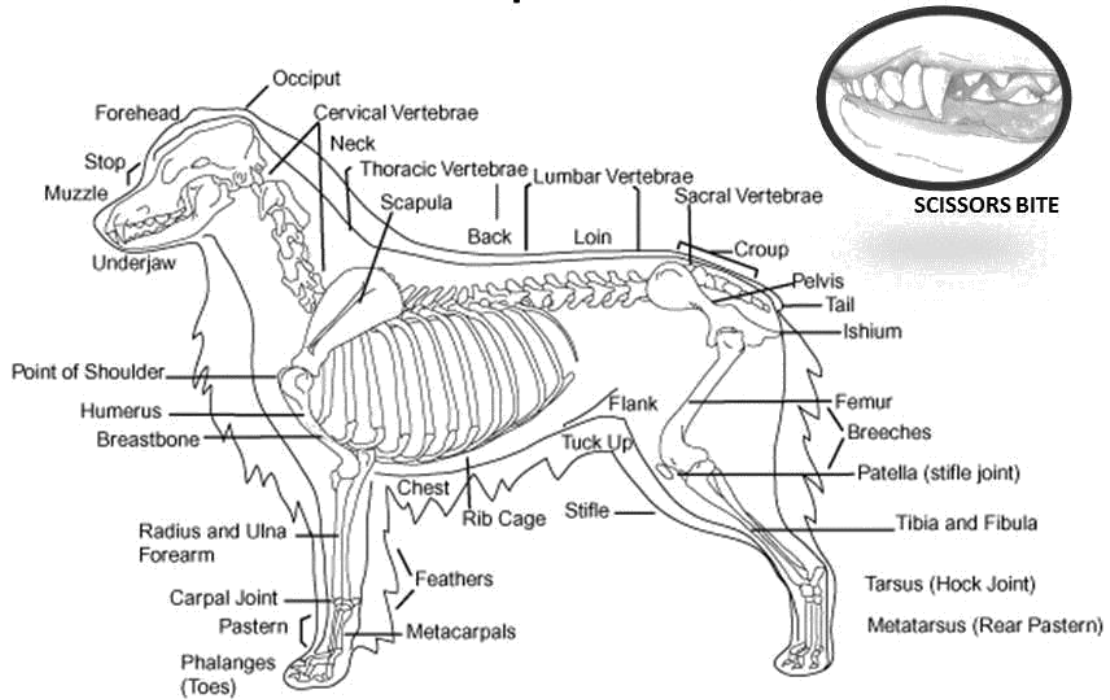
Disqualifications: Other than recognized colors. White body splashes. Dudley nose.

GAIT: Smooth, free, and easy, exhibiting agility of movement with a well-balanced natural stride. As speed increases, both front and rear feet converge equally toward the centerline of gravity beneath the body. The top line remains firm and level. When viewed from the side the trot is effortless, exhibiting facility of movement rather than a hard driving action. Exaggerated reach and drive at the trot are not desirable. Gait faults shall be penalized according to the degree of deviation from the ideal.

SIZE: Preferred height at the withers for males is 20 to 23 inches; that for females is 18 to 21 inches, however, quality is not to be sacrificed in favor of size.

Other Disqualifications: Monorchidism and cryptorchidism.

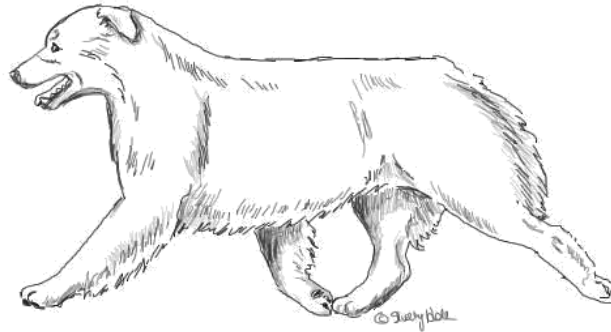
Australian Shepherd Skeleton



The Australian Shepherd Illustrated in Movement



COMING



SIDEGAIT



GOING

MOVEMENT FAULTS



COWHOCKED



CRABBING



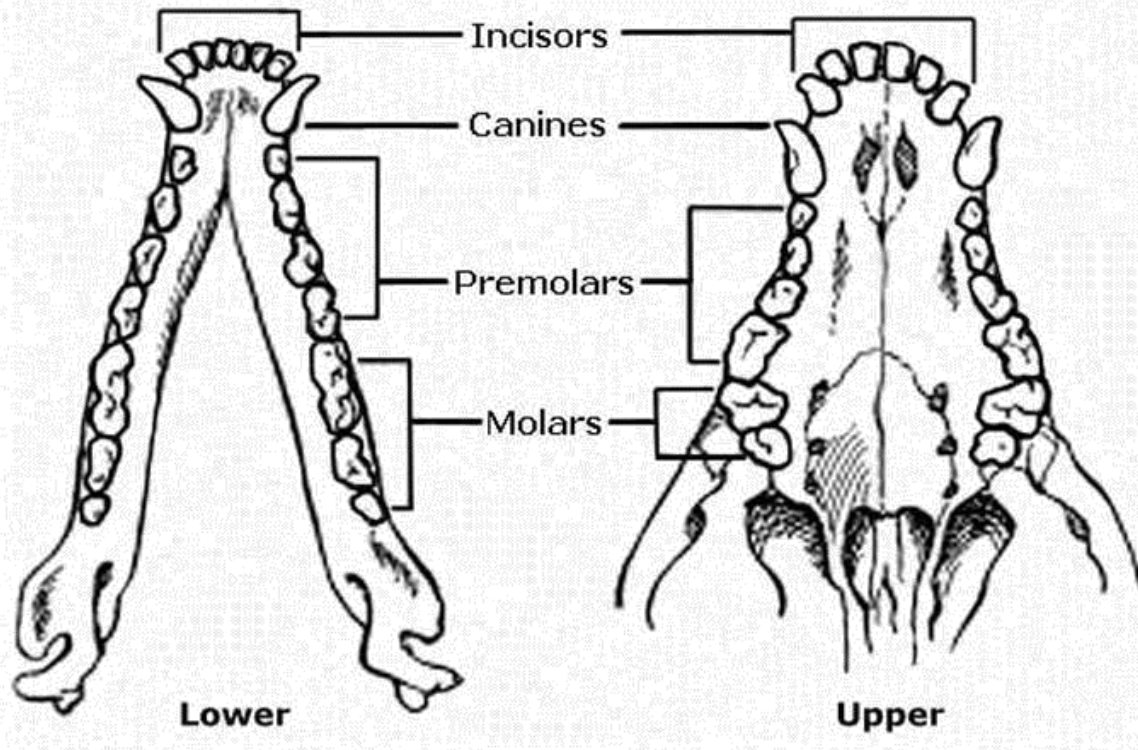
OPENHOCKED



OVERREACHING

AUSTRALIAN SHEPHERD

The Teeth



Junior Showmanship Patterns Guidelines

The handling sequence diagrammed in these patterns is suggested only, correct presentation and safety of the junior and their dog is to be considered. Juniors are encouraged to be careful moving their dogs on slick, uneven or rough surfaces. It is the Juniors responsibility to move themselves and their dog in such a way that risk of injury to themselves, their dog or fellow Juniors is at a minimum.


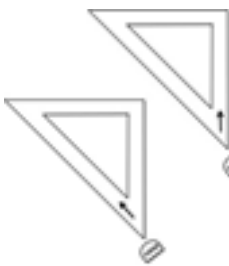


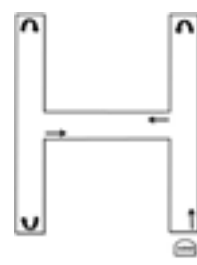
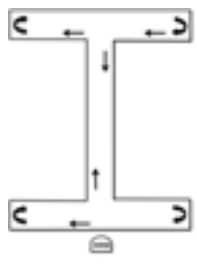
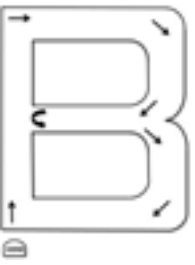
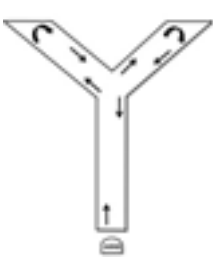
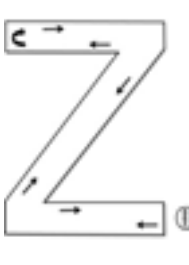
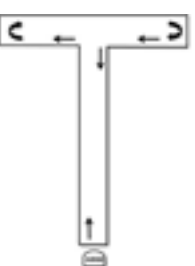

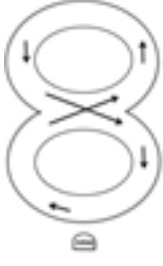
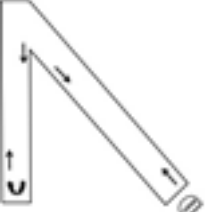
Only the following thirteen (13) patterns are approved for the ASCA Junior Showmanship program. All patterns can be utilized and are not specified for Specialties only. The handling sequence indicated by the diagrams for the execution of these patterns is a suggestion only. The junior should present their dog as smoothly and correctly as possible.

Keep in mind the age and experience of the juniors when choosing a pattern for competition. Use the same pattern within each age division.

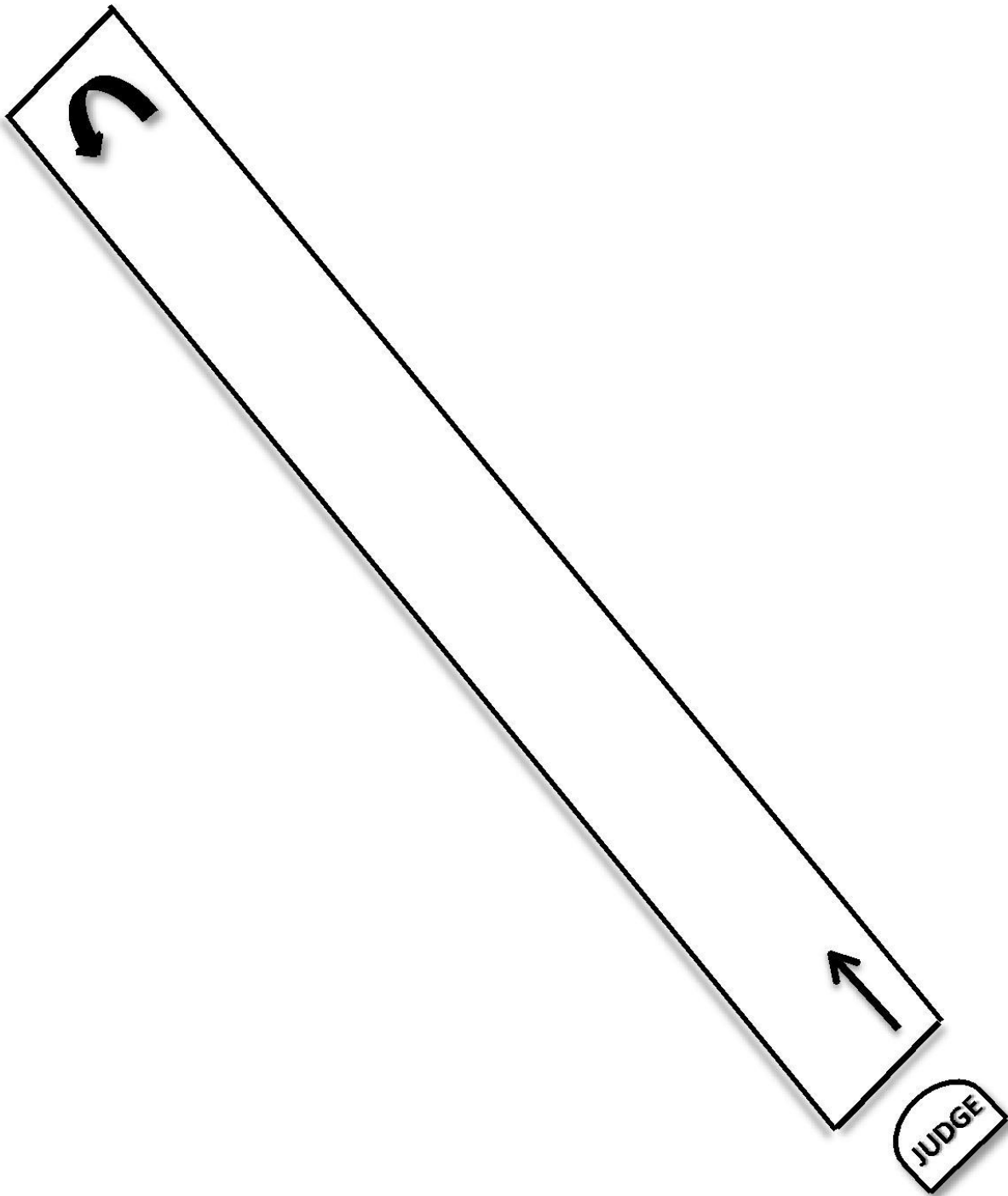
Although not mandatory, it is highly recommended that the judge stand where indicated on the diagram. This allows judges to evaluate each junior equally for proper execution of the patterns. However, if the judge is standing in any location other than that which is designated in the patterns, juniors will need to adjust their execution of the patterns.

This is the quick view sheet.

Please see the following pages for full Showmanship Pattern layouts and descriptions.

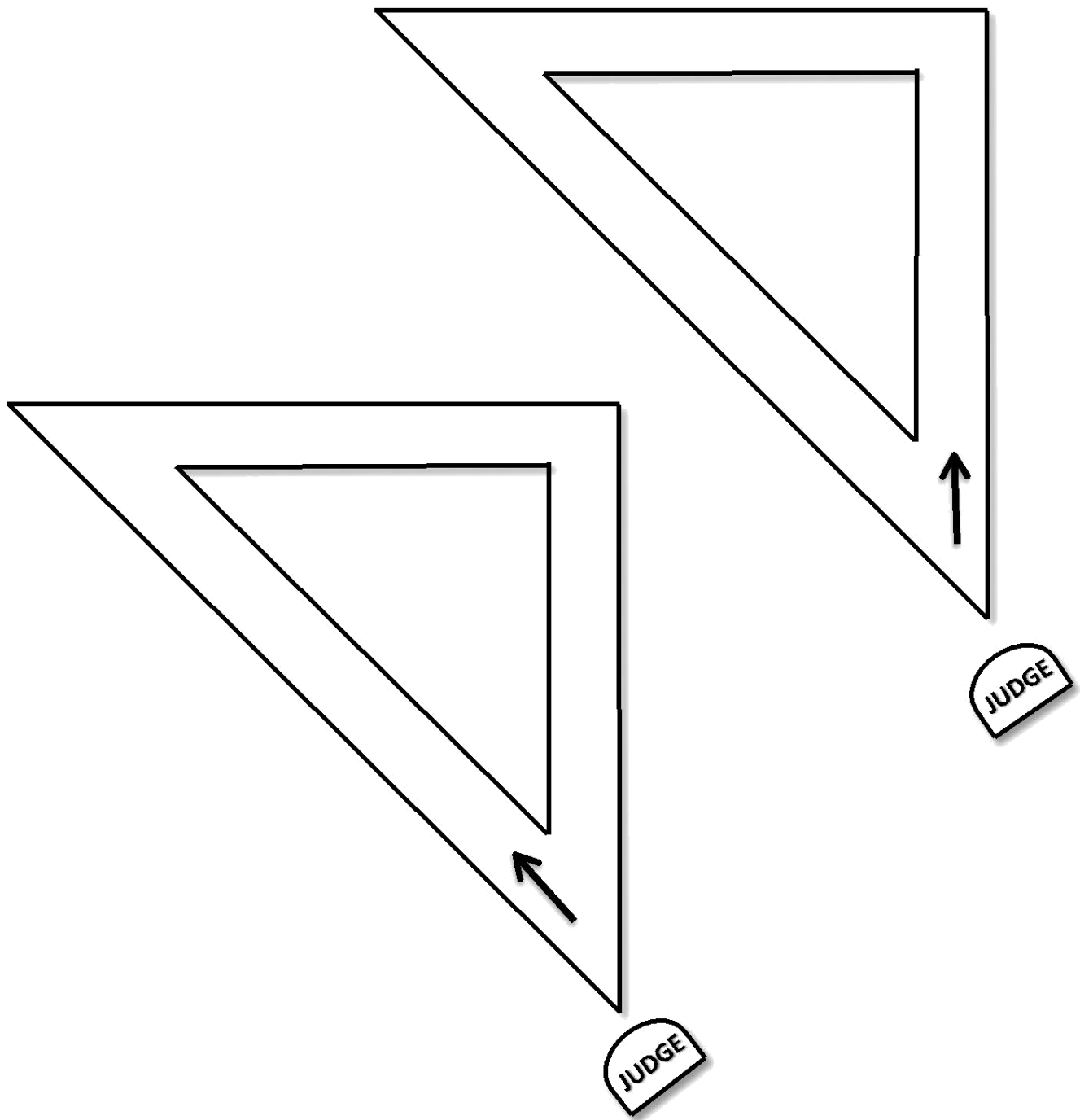
 <p>'Down and Back,' 'Across and Back,' 'Up and Back,' 'Across and Back'</p> <p>With the dog on the left, move straight away from the judge as if starting at the bottom right of the 'A'. At the top, turn left keeping the dog on the left, reach diagonally to make the other side of the letter 'A'. At the bottom, switch sides, placing the dog on the right. Go halfway up and turn right, making the top in the center. Turn right again and head back to the judge with the dog either on the left or the right.</p>	 <p>'Triangle'</p> <p>With the dog on the left, move straight away from the judge as if starting at the bottom right of the 'A'. At the top, turn left keeping the dog on the left, reach diagonally to make the other side of the letter 'A'. At the bottom, switch sides, placing the dog on the right. Go halfway up and turn right, making the top in the center. Turn right again and head back to the judge with the dog either on the left or the right.</p>	 <p>'Circle,' or 'Go Around'</p> <p>Take the dog around counter-clockwise to the left hand. If the judge changes position, remember to keep the dog between you and the judge, a change of hands might become necessary in this pattern.</p>
 <p>'A'</p> <p>With the dog on the left side, move straight away from the judge as if starting at the bottom right of the 'A'. At the top, turn left keeping the dog on the left, reach diagonally to make the other side of the letter 'A'. At the bottom, switch sides, placing the dog on the right. Go halfway up and turn right, making the top in the center. Turn right again and head back to the judge with the dog either on the left or the right.</p>	 <p>'H'</p> <p>With the dog on either side, move away from the judge as if starting at the bottom of the 'H'. At the halfway point, with the dog on the left, make the middle bar. Turn left to make the bottom-left side of the 'H'. Switch hands and move halfway back to the judge. Switch hands again with the dog on the right and go back across the middle bar. Turn and head back to the judge with the dog on either side.</p>	 <p>'I'</p> <p>Start with the dog on the left side and make the bottom-left of the 'I'. At the end, switch hands with the dog on the right and go back across the bottom bar. Switch hands again, putting the dog on the left. Turn right at the middle of the 'I' and move straight away from the judge. At the end, turn left, making the top-left portion of the 'I'. At the end, switch hands, with the dog on the right. Go straight across the top to complete the 'I' and switch hands, pulling the dog on the left and come back to the center. Turn left and head back to the judge.</p>
 <p>'B'</p> <p>Beginning at the bottom-left of the 'B' with the dog on either side, move straight away from the judge. At the top, with the dog on the right side, make the top of the 'B', moving around and switching hands to make the middle bar. Switch hands again with the dog on the right and at the bottom, move around to make the bottom-left of the letter, put the dog on the left to complete the pattern.</p>	 <p>'Y'</p> <p>Move straight away from the judge with the dog on the left, going halfway up and making the bottom of the 'Y'. Turn diagonally left, making the top half of the left side. Switch hands, pulling the dog on the right, and go back toward the center. Turn and switch hands, pulling the dog on the right, and go back toward the center. Move straight back to the judge, completing the bottom leg.</p>	 <p>'Z'</p> <p>With the dog on either side, move away from the judge as if starting at the bottom of the 'Z'. At the bottom, corner, put the dog on the right side. Move diagonally toward the upper corner of the 'Z'. At the corner, with the dog on the left, come back on the diagonal to the bottom corner. With the dog on either hand, head back to the judge to complete the pattern.</p>
 <p>'T'</p> <p>Move straight away from the judge with the dog on the left. At the end, turn left, making the top-right portion of the 'T'. At the end, switch hands, with the dog on the right. Go straight across the top to complete the top. Switch hands, pulling the dog on the left, and come back to the center. Turn left and head back to the judge.</p> <p>This pattern can be done in a mirror form.</p>	 <p>'L'</p> <p>Move straight away from the judge with the dog on either side. At the top of the 'L', head left with the dog on the left side. At the end, switch hands and head right and head back to the judge with the dog on either side.</p> <p>This pattern can be done in a mirror form.</p>	 <p>'Figure 8'</p> <p>With the dog on either hand, going either direction, come around the middle, corner around, switching hands. Make the center and come around the top side, switching hands again. Corner around the top and while coming down the side into the center, switch hands once again. While coming down the bottom side, switch sides once again to complete the pattern with coming back to the judge.</p>
 <p>'N'</p> <p>With the dog on the left, move diagonally away from the judge. At the corner, head left and head down to make the top of the 'N'. Switch hands and with the dog on the right, head back to the corner. With the dog on either side, head back to the judge.</p>		

Handling in these patterns is suggestive only; correct presentation and safety of the Junior and dog is to be primarily considered.



- “Down and Back,”**
- “Across and Back,”**
- “Up and Back,”**
- “Corner and Back”**

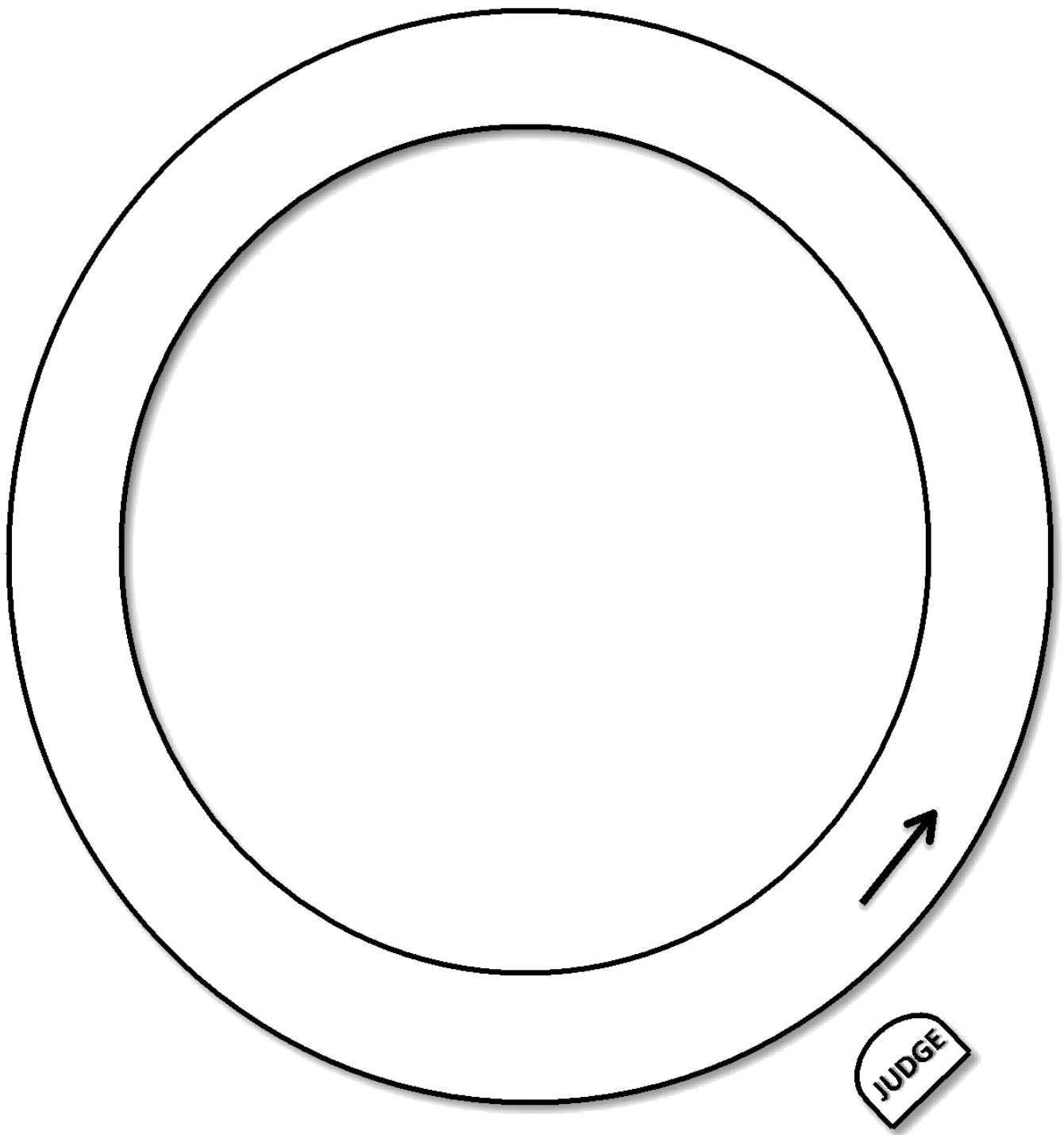
With the dog on the left, move straight away from the judge to the other end of the ring. At the end, turn left into your dog and come straight back to the judge.



“Triangle”

With the dog on the left, move away from the judge. At the end, turn left to create the bottom half of the “Triangle.” At the end, turn left again and head back to the judge.

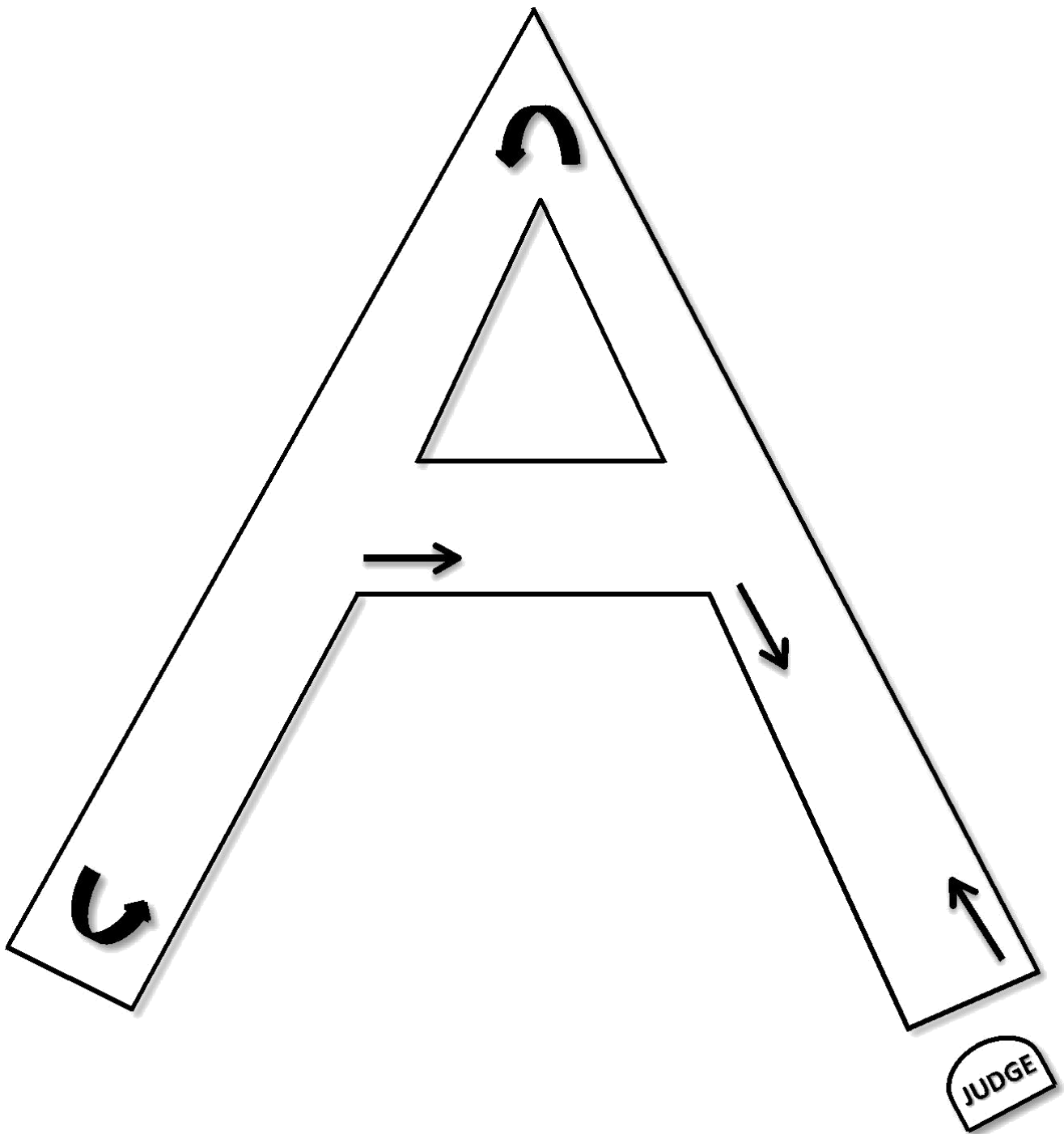
This pattern can be done in a reverse form.



“Circle”

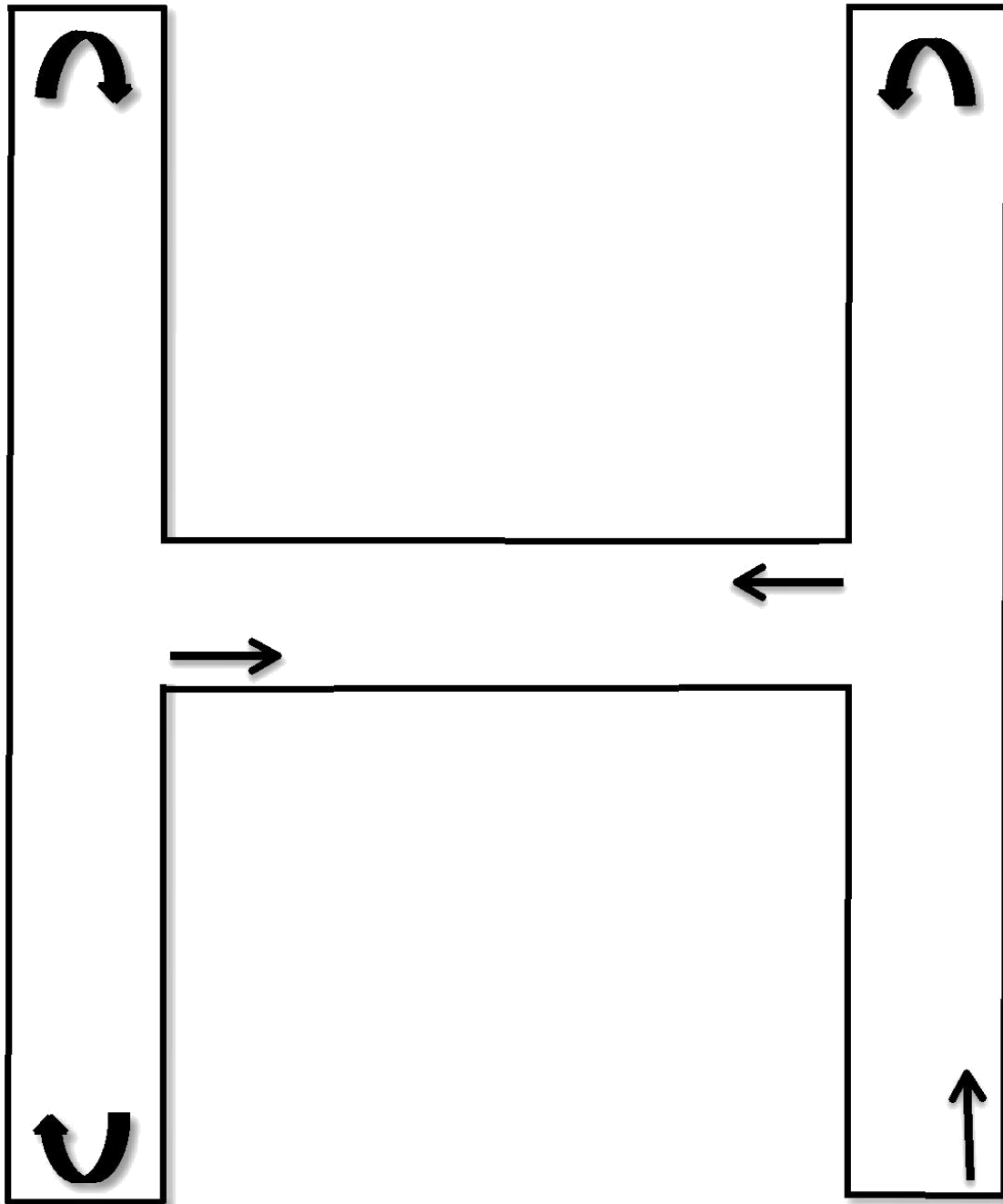
“Go Around”

Take the dog around counterclockwise in the left hand. If the judge changes position, remember to keep the dog between you and the judge; a change of hands might become necessary in this pattern.



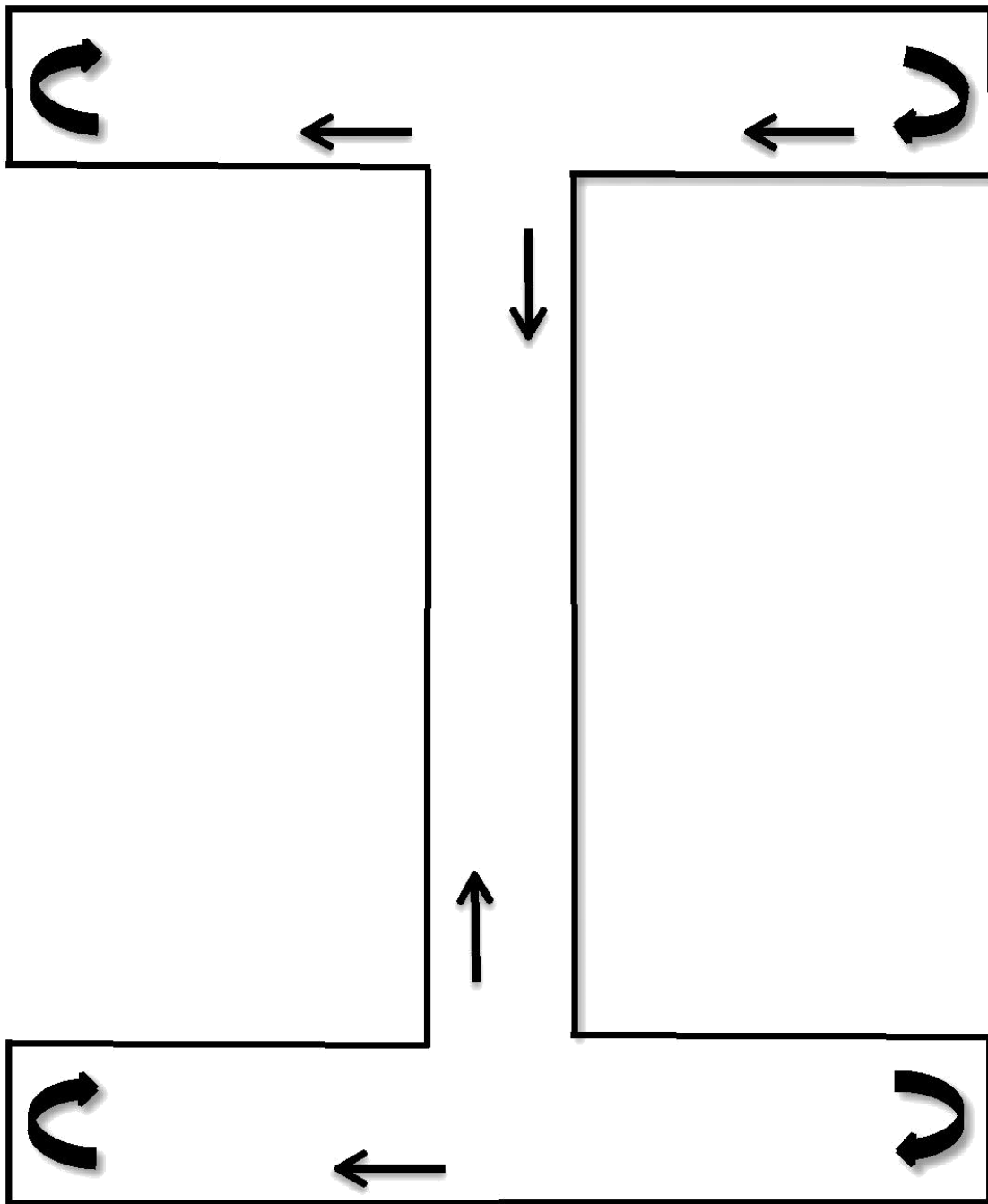
“A”

With the dog on the left side, move straight away on a diagonal (as if starting at the bottom right of the “A”). At the top, turn left keeping the dog on the left. Head diagonally to make the other side of the letter “A”. At the bottom, switch sides, placing the dog on the right. Go halfway up and turn right, making the bar in the center. Turn right again and head back to the judge with the dog either on the left or the right.



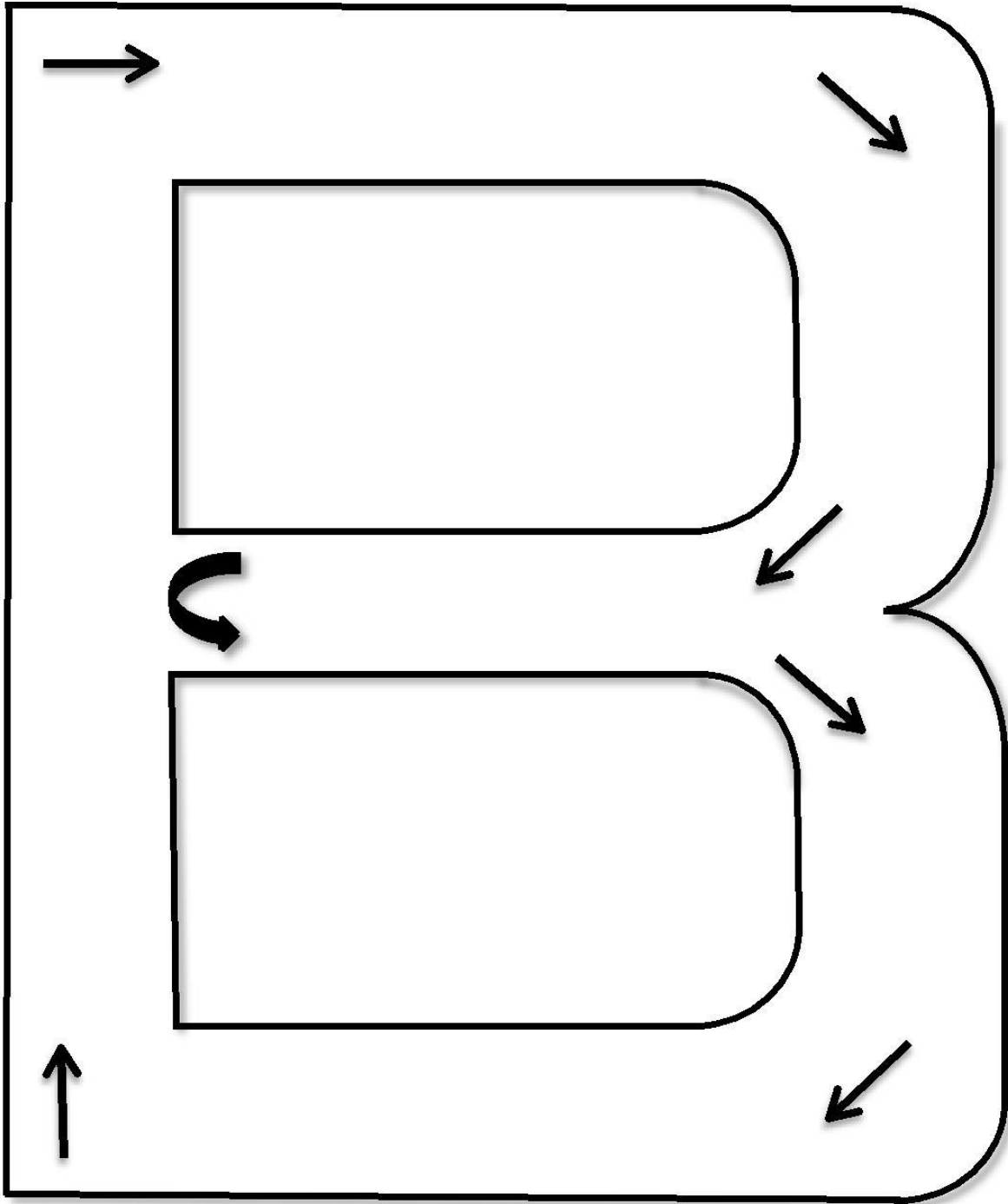
“H”

With the dog on either side, move away from the judge as if making the right line of the “H”. At the top, turn to come halfway back to the judge. At the halfway point, with the dog on the left, make the middle bar. Turn left to make the bottom left side of the “H”. Switch hands and head up toward the top of the left side. Switch hands again and come halfway back. Switch hands again with the dog on the right and go back across the middle bar. Turn and head back to the judge with the dog on either side.



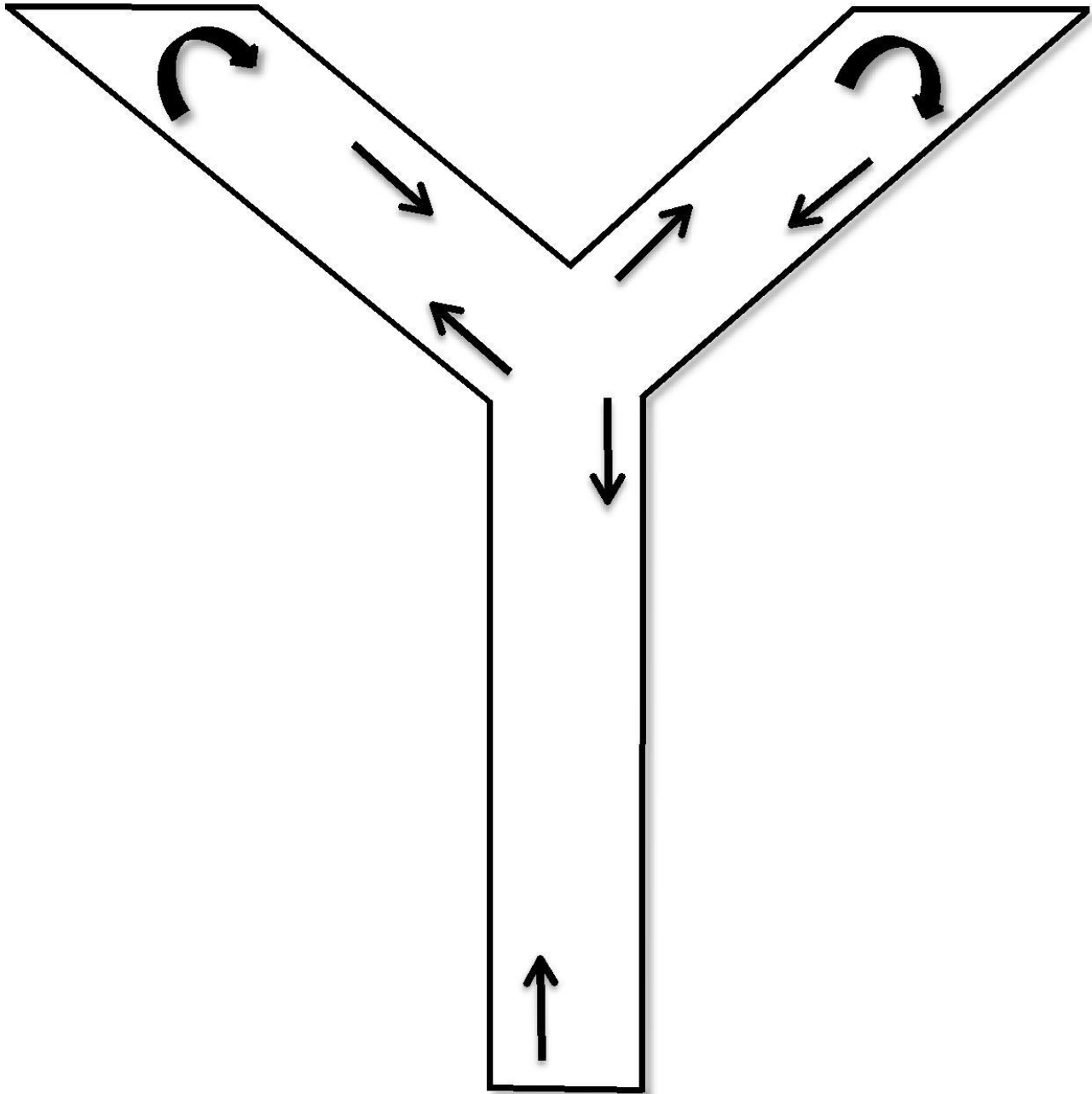
“I”

Start with the dog on the left side and make the bottom left of the “I”. At the end, switch hands with the dog on the right and go back across the bottom to the other side. Switch hands again putting the dog on the left. Turn right at the middle of the “I” and move straight away from the judge. At the end, turn left, making the top left portion of the “I”. At the end, switch hands, with the dog on the right. Go straight across the top to complete the top. Switch hands, putting the dog on the left and come back to the center. Turn left and head back to the judge.



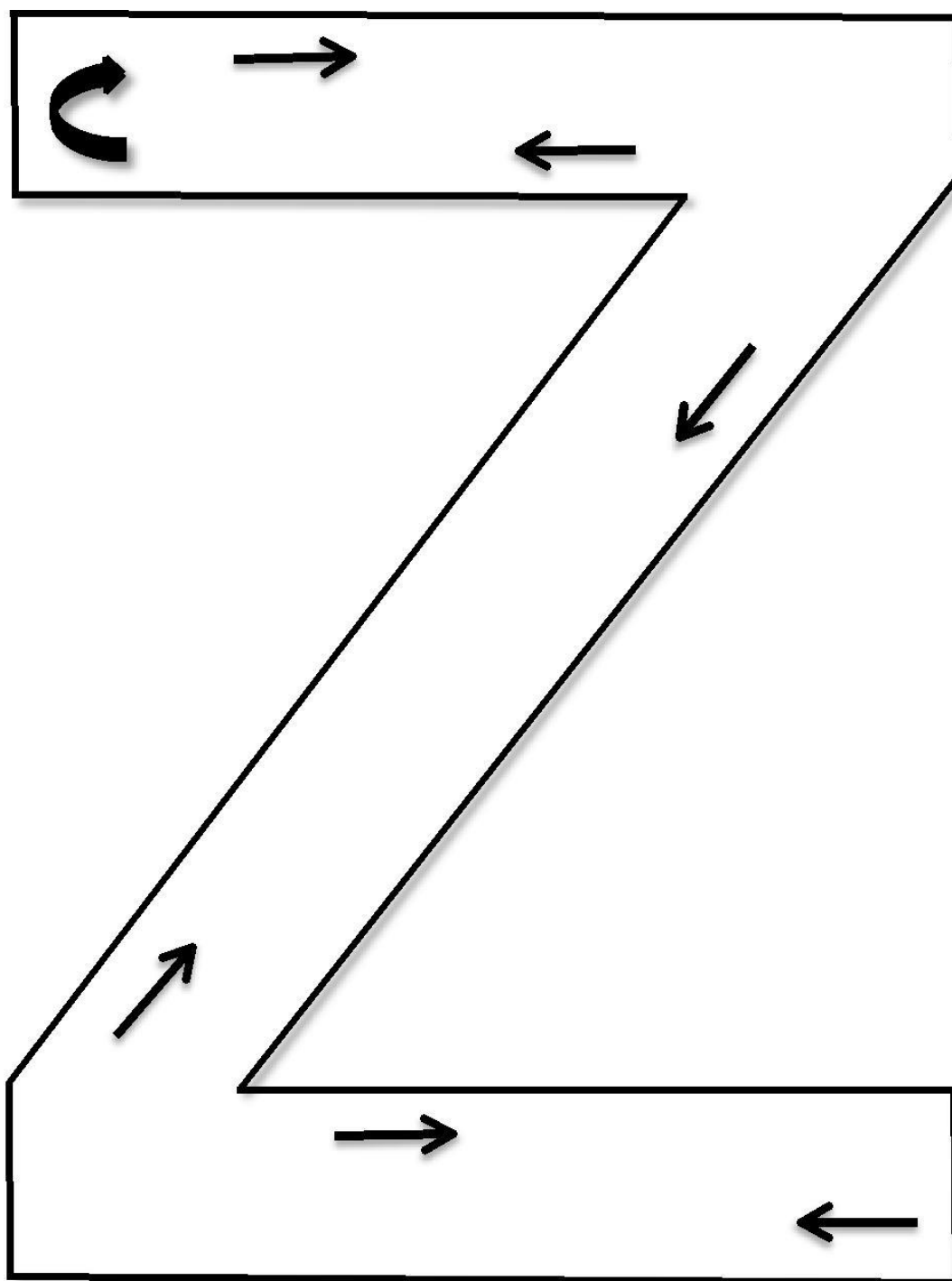
“B”

Beginning at the bottom left of the “B” with the dog on either side, move straight away from the judge. At the top, with the dog on the right side, make the top of the “B”, curving around and switching hands as you make the middle bar. Switch hands again with the dog on the right and as you curve around to make the bottom of the letter, put the dog on the left to complete the pattern.



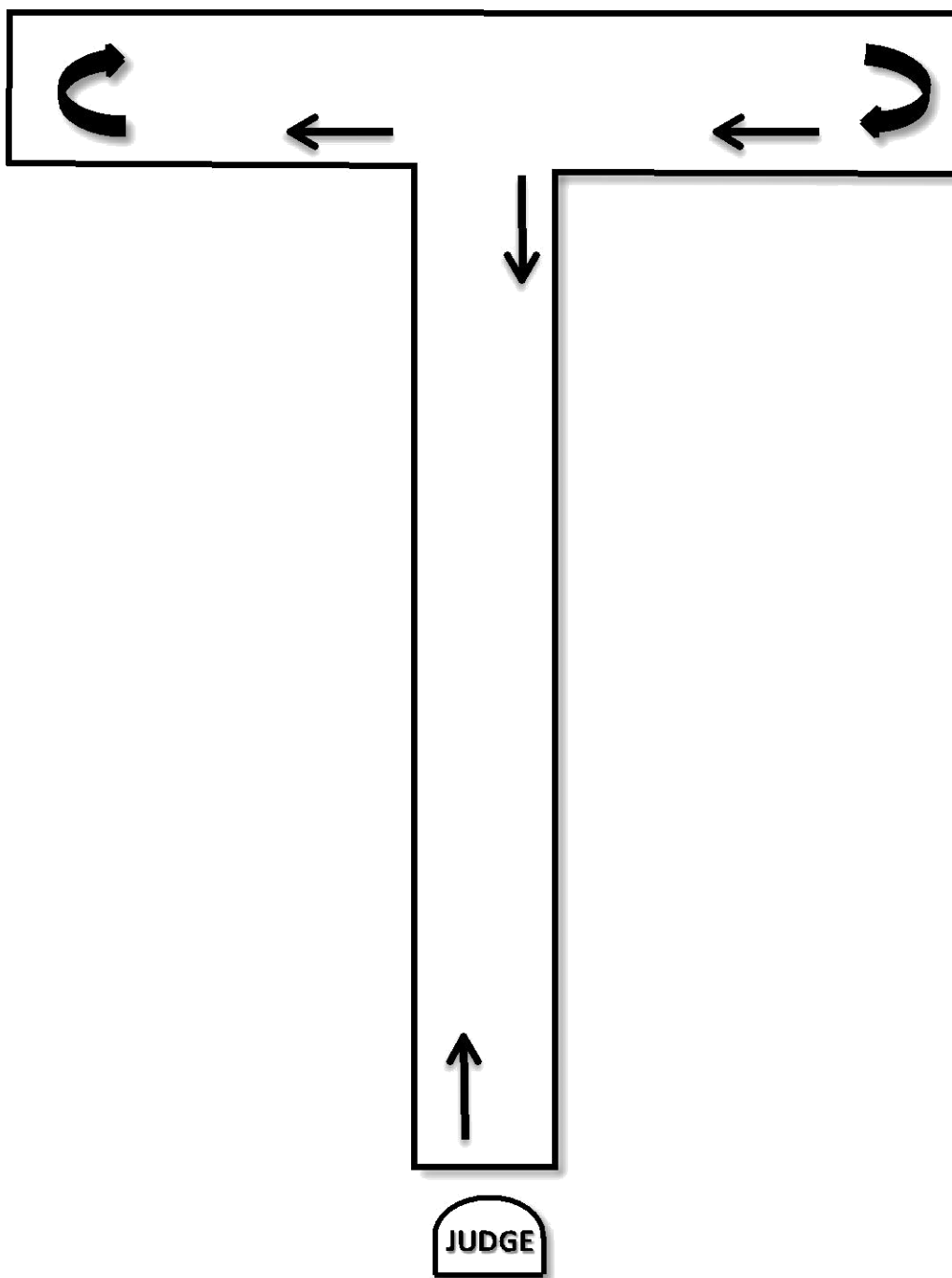
“Y”

Move straight away from the judge with the dog on the left, going halfway up as if making the bottom of the “Y”. Turn toward the left, heading diagonally to make the top half of the left side. Switch hands putting the dog on the right. Head back toward the center. Stop and turn left heading diagonally to make the top half of the right side. Switch hands with the dog on the left and head back toward the center. Move straight back to the judge completing the bottom leg.



“Z”

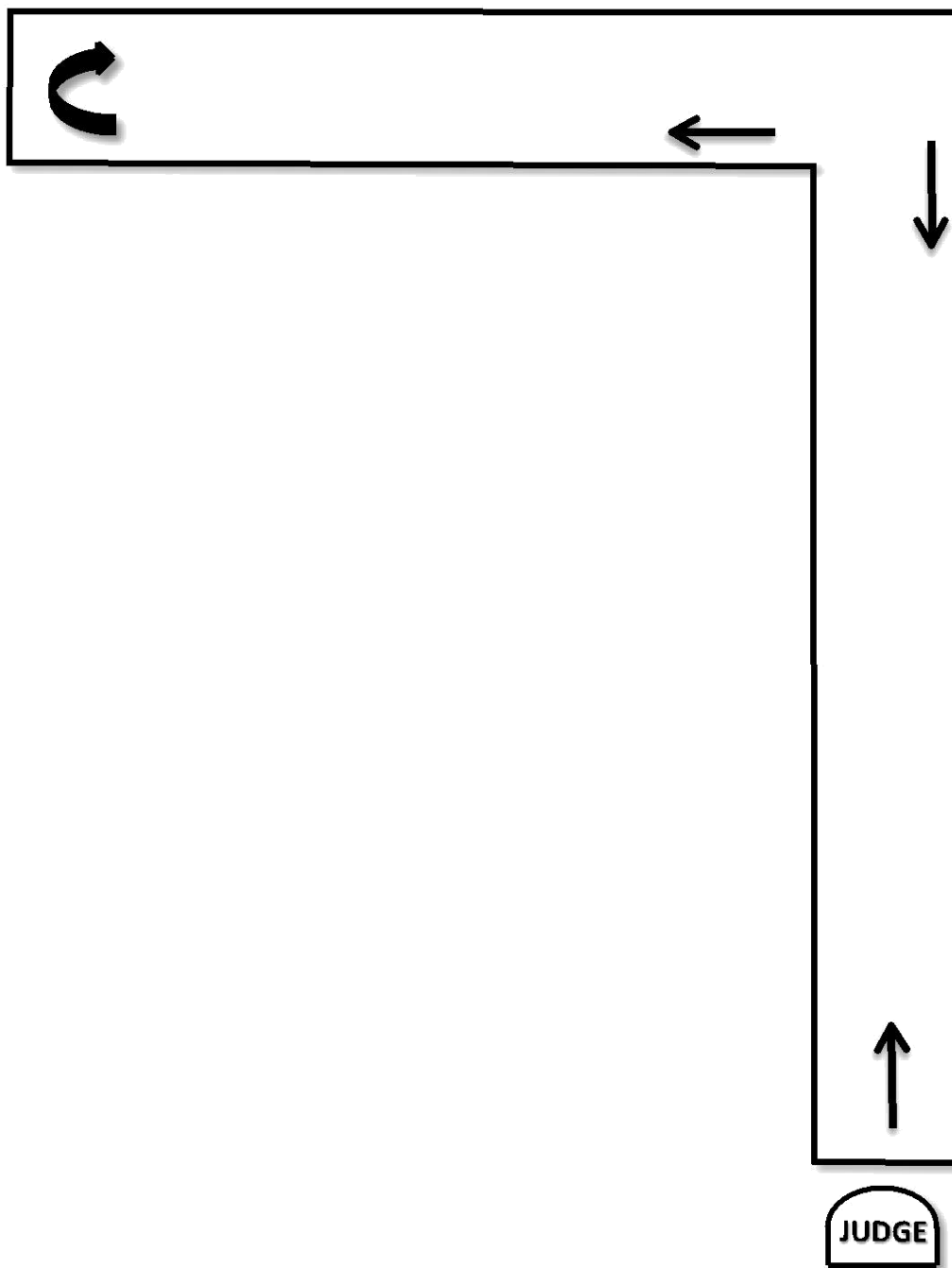
With the dog on either side, move away from the judge as if creating the bottom of the “Z”. At the bottom corner, put the dog on the right side. Move diagonally toward the upper corner of the “Z”. At the corner, with the dog on the left, complete the top of the “Z”. Switch hands and proceed back to the top corner. Switch hands and with the dog on the left, come back on the diagonal to the bottom corner. With the dog in either hand, head back to the judge to complete the pattern.



“T”

Move straight away from the judge with the dog on the left. At the end, turn left, making the top left portion of the “T”. At the end, switch hands, with the dog on the right. Go straight across the top to complete the top. Switch hands, putting the dog on the left and come back to the center. Turn left and head back to the judge.

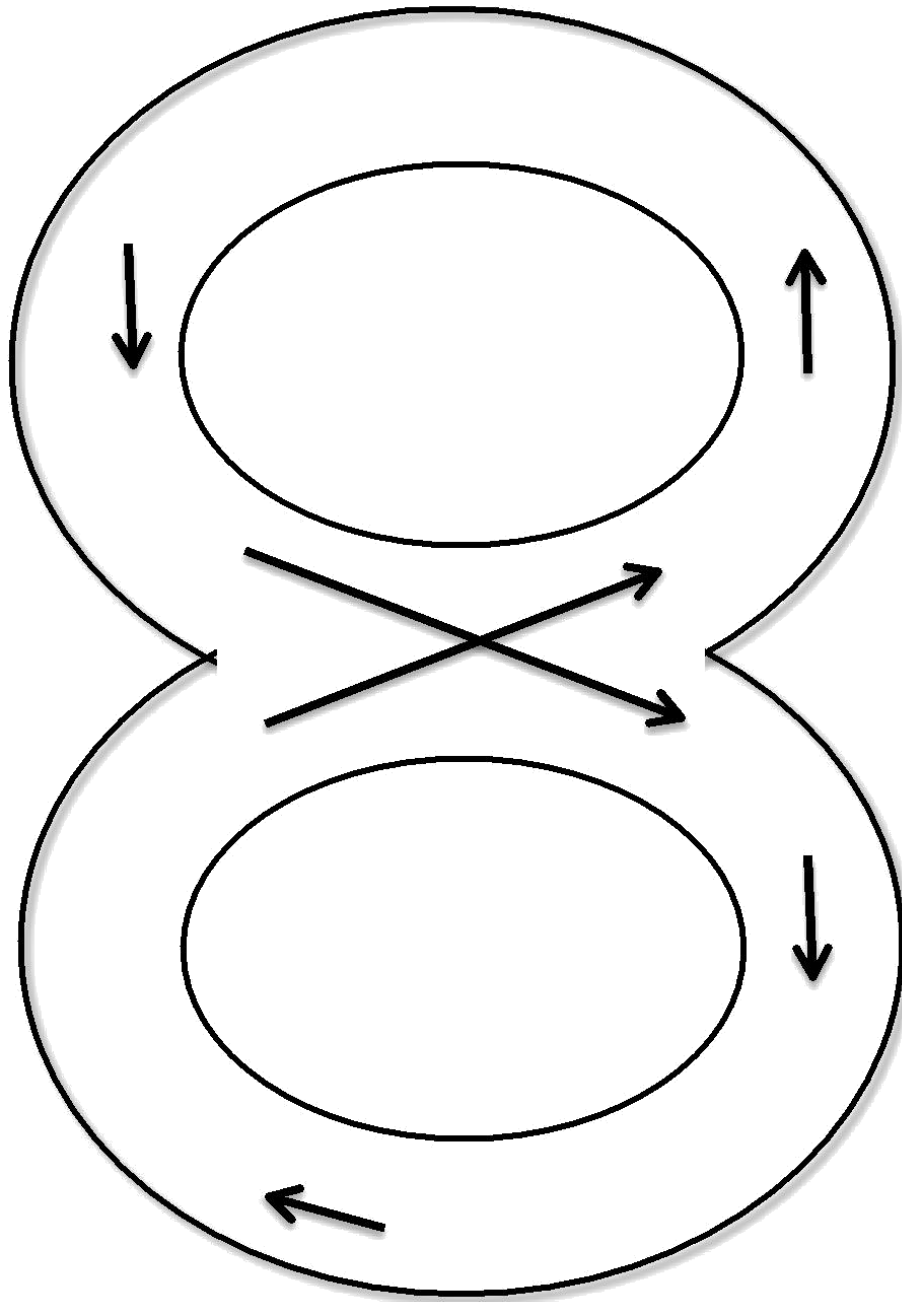
This pattern can be done in a reverse form.



“L”

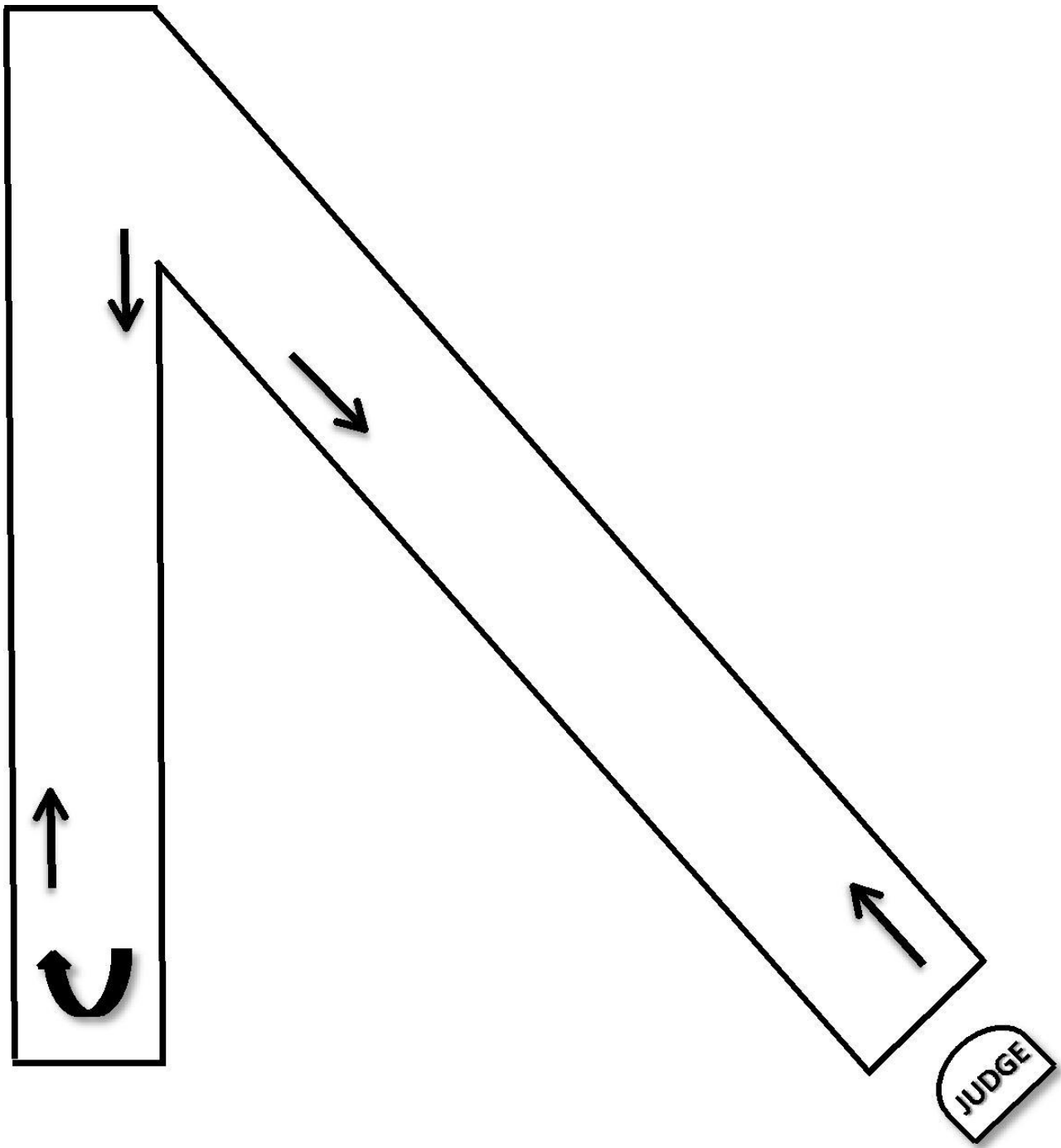
Move straight away from the judge with the dog on either side. At the top of the “L,” turn left with the dog on the left side. At the end, switch hands and head back to the edge. Turn right and head back to the judge with the dog on either side.

This pattern can be done in a reverse form.



“Figure 8”

With the dog in either hand, going either direction, curve around to make the side while switching hands. Make the center and curve around to make the top side, switching hands again. Curve around the top and while coming down the side into the center, switch hands once again. While coming down the bottom side, switch sides once again to complete the pattern while coming back to the judge.



“Figure 7”

With the dog on the left, move diagonally away from the judge. At the corner, turn left and head down to make to make the top of the “7”. Switch hands and with the dog on the right, head back to the corner. With the dog on either side, head back to the judge.



Established 1957

AUSTRALIAN SHEPHERD CLUB OF AMERICA

6091 E State Hwy 21, Bryan, TX 77801

P: (979) 778-1082

F: (979) 778-1898

www.asca.org

Office Contact: manager@asca.org

Board Contact: asca.execsec@gmail.com

Code of Ethics for ASCA Judges

1. ASCA Judges are expected to conduct themselves in accordance with this Code of Ethics set forth by the Australian Shepherd Club of America Board of Directors. Failure to comply with this Code of Ethics subjects a judge to disciplinary action by the ASCA Board of Directors, including the possible revocation of ASCA Judging privileges.
2. ASCA Judges carry a tremendous amount of responsibility. They function as a guiding voice of the Australian Shepherd and should represent the highest ideals in terms of honesty, integrity, impartiality and knowledge of the sport and the breed.
3. The approval to judge ASCA events is a privilege and is not a right or reward. Suspensions in other registries relevant to the task of judging will be a consideration in the approval and maintenance of ASCA judging privileges.
4. All Judges and applicants must agree to abide by the ASCA Judges Code of Ethics.
5. ASCA has the sole right to refuse, suspend or revoke the ASCA judging license of any person in violation of ASCA rules, or for the failure to comply with the provisions set forth in this Code of Ethics. Failure to comply with the Code of Ethics, or any ASCA Program rules, subjects a judge to disciplinary action by the ASCA Board of Directors, including the possible revocation of ASCA Judging privileges. Judges will be notified if such action is being considered, the reason for its consideration, and given the opportunity to reply.

Responsibilities:

1. ASCA Judges should have thorough knowledge and understanding of the rules and regulations governing the program venue in which they are judging.
2. ASCA Judges should have the safety and welfare of the stock, dog and handler as the judge's foremost concern in reviewing the trial conditions and in judging a working trial.
3. It is the Judge's responsibility to keep up to date with current changes in the program rules for which they are judging and are also expected to continue their education process throughout their career.
4. Judges are to be professional in carrying out their duties and must not allow personal preferences to interfere with the stated guidelines upon which they judge the handler (exhibitors) or dogs.
5. It is essential that exhibitors have complete faith in the impartiality of their judges. A Judge's actions and decisions should leave no doubt that they were made based solely on the merits of the dogs presented to them on that day.

Conduct:

1. The Judge's conduct must always be impartial, dignified, and respectful. The Judge's actions and professional comportment must be above reproach. Judges should avoid conduct and casual remarks that might be misconstrued or misinterpreted such as expressing favoritism or specific criticism of dogs or exhibitors.
2. A Judge or their family members should never solicit or promote assignments on the judge's behalf.
3. When attending social functions organized by the event-giving club where exhibitors are present, a Judge is expected to exercise particular discretion in discussing individual exhibitors, dogs or breeders.
4. When officiating at a show, the Judge shall not:
 - a. Discuss the merits or faults of the dogs or handlers (exhibitors) with the stewards, attendants, or spectators during the assignment.
 - b. Hold, have control of, or groom any dog on the show grounds during his assignment that is not wholly owned or co-owned by the judge.
 - c. While officiating, a Judge should not ask individuals:
 - i. Who owns the dog;
 - ii. From whom the dog was purchased;
 - iii. What bloodlines the dog is out of.
5. A Judge may not judge any dog, which is owned or co-owned, by the Judge.

6. A Judge may not give advice or guidance on how to handle his/her dog to an exhibitor during an event or class the Judge is judging. This does not prevent the Judge from answering appropriate questions, giving course instructions, informing an exhibitor where to go or inform the exhibitor of proper procedures.
7. Any alterations or changes in scores or placements must be initiated by the Judge per the program rules of the venue in which they are judging.
8. Judges shall score a trial/class based solely on the dog and handler's (exhibitor's) performance as a team as described in the ASCA Program Rules and Regulations, and in no case shall judging be based (nor any consideration be given) on the identity or reputation of the handler, owner, the breeder, or the dog's lineage.
9. Judges shall remember that trials are staffed largely or entirely with unpaid volunteers, and shall treat stock handlers, tracklayers, ring stewards, timers, helpers, exhibitors and spectators with due courtesy and consideration.
10. Judges shall be professional in demeanor and arrive appropriately dressed for the judging assignment, with due consideration of anticipated weather, arena and ring conditions.

Special Rules for Conformation and Tracking Judges:

1. When officiating at a trial:
 - a. A Judge shall not judge any dog that is co-owned or bred by the Judge's immediate family.
 - b. A Judge, while judging a tracking event, shall not place himself/herself in positions on the track so as to indicate the correct direction of the track, nor place markers or articles so as to clearly indicate corners.
2. Prior to the completion of a conformation judging assignment, a Judge shall not act as a spectator at the same conformation event at which he is scheduled to judge.
3. A Judge shall not personally exhibit a dog in Conformation in the same state as his assignment four (4) days prior to his assignment as a conformation judge.
4. A Judge or their family members should never solicit or promote assignments on the judge's behalf.

Definitions:

- a. Solicitation is the repeated contact and/or the use of influence, persuasion or coercion in an effort to obtain a judging assignment.
- b. Promotion is a Judge's or their immediate family member's attempt to sell or popularize the Judge or their judging assignments through verbal or written advertising and/or publicity.



Established 1957

AUSTRALIAN SHEPHERD CLUB OF AMERICA

6091 E State Hwy 21, Bryan, TX 77801

P: (979) 778-1082

F: (979) 778-1898

www.asca.org

Office Contact: manager@asca.org

Board Contact: asca.execsec@gmail.com

Dog Aggression Rules

1 Disqualified Dogs

1.1 Disqualification

A Judge shall disqualify any dog that such Judge determines has attempted to attack any person in the ring/trial arena where the Judge is judging. In accordance with this rule, the Judge shall mark that dog as "Disqualified" stating the reason for the disqualification on the score sheet, Judge's book, or Judge's Report depending on the program, shall take steps to inform the owner or owner's agent as soon as reasonably possible and shall give the Show/Trial Secretary a brief report of the dog's actions using the "Explanation Form for Disqualified or Excused Dogs". The "Explanation Form for Disqualified or Excused Dogs" and entry form shall be submitted to the Business Office as part of the Show/Trial results for any dog which has been disqualified. The Business Office shall send a Notice of Disqualification to the owner of such dog.

1.2 Jurisdiction

The Affiliate or its Show/Trial Committee has exclusive jurisdiction over an attack on any person which occurs outside of the ring/trial arena as defined below. The Affiliate or Show/Trial Committee shall have jurisdiction if the Judge did not witness the occurrence in their own ring/trial arena. The decision to disqualify a dog shall be based on the incident investigation which shall cover all circumstances surrounding the incident. The Board of Directors will either validate or reverse the Affiliate's decision, basing its action on the details of the investigation and a recommendation from Counsel. The Affiliate or its Show/Trial Committee shall take reasonable steps to inform the owner and the owner's agent of the disqualification as soon as reasonably possible.

1.3 Investigation

The Affiliate or its Show/Trial Committee must perform an investigation of any incident in which a dog has bitten a person, whether it occurred in the ring/trial arena or on the show/trial grounds. The Affiliate must fill out the Affiliate Incident Report Worksheet.

1.4 Disqualifying an Excused Dog

A Judge or Affiliate, or its Show/Trial Committee, which has excused a dog pursuant to Section 2 (Excused Dogs) below, may further disqualify the dog if, in such Judge's, Affiliate's or Show/Trial Committee's opinion, the attack on another dog was so severe that disqualification is warranted.

1.5 Incident Report

The Affiliate or its Show/Trial Committee shall submit a report of any such incident to the Business Office including, but not limited to, the following:

- a. The entry form for any dog which has been disqualified.
- b. The "Explanation Form for Disqualified or Excused Dogs."
- c. Written statements from:
 1. The person bitten;
 2. The owner and/or the owner's agent of the offending dog;
 3. Any and all witnesses, including Judge/s.
- d. Supporting photos of the offending dog and the wound.
- e. Statements describing wound/s, if any, from victim and/or attending medical professionals.
- f. A summary of the investigation and the findings by the Show/Trial Committee with their recommendations.

1.6 Materials to ASCA Board of Directors

The Business Office shall submit the materials submitted by the Affiliate or its Show/Trial Committee concerning any such incident to the Executive Secretary, who shall forward these materials to the Board of Directors and ASCA's Counsel. The Business Office will provide the report and all supporting documentation to the owner of the offending dog at the owner's request.

1.7 Review by Counsel

ASCA's Counsel shall review the materials and make recommendations to the Board of Directors.

1.8 Ineligibility

Any dog which has been disqualified by a Judge or Show/Trial Committee under this Rule shall immediately be ineligible to participate in any ASCA event in any discipline unless and until such dog is reinstated by the Board of Directors.

1.9 Appeal

The owner of any dog disqualified under this Rule may appeal such disqualification to the Board of Directors in accordance with the program specific reinstatement process in effect or a process outlined by the Board of Directors. While the appeal is pending, the dog remains disqualified.

1.10 ASCA Board of Directors

The Board of Directors has authority to disqualify any dog whose conduct the Board finds is subject to this Rule or whose actions demonstrate aggressive behavior which the Board finds is likely to cause injury or damage to persons or animals, regardless of whether or not the dog was disqualified or excused from the ring/trial arena by the Judge or Show/Trial Committee.

2 Excused Dogs

2.1 Excusal

A dog which exhibits aggressive behavior towards people or aggressively threatens or attacks another dog shall be excused from the ring/trial arena by the Judge or from the Show Grounds by the Affiliate or its Show/Trial Committee. The Judge shall mark the dog "Excused" on the score sheet, in the Judge's Book or the Judge's Report depending on the program, shall take steps to inform the owner or owner's agent of the dog as soon as reasonably possible and shall give the Show/Trial Secretary a brief report of the dog's actions on the "Explanation Form for Disqualified or Excused Dogs", which shall be submitted to the Business Office with the Show/Trial Results.

2.2 Jurisdiction

The Affiliate or its Show/Trial Committee has exclusive jurisdiction over any dog that threatens or attacks another dog outside of the ring/trial arena as described below. The Affiliate or Show/Trial Committee has jurisdiction if the Judge did not witness the occurrence in their own ring/trial arena. The Affiliate or Show/Trial Committee shall make a decision to simply warn or excuse the dog from further competition at such show or trial. The decision to excuse a dog should be based on the incident investigation which shall cover all circumstances surrounding the Incident. If the Affiliate or its Show/Trial Committee decides to excuse a dog, the Board of Directors will either validate or invalidate the Affiliate's decision, basing its action on the details of the investigation and a recommendation from Counsel.

2.3 Incident Report

The Affiliate or its Show/Trial Committee shall submit a report of any such incident to the Business Office including but not limited to the following:

- a. The entry form for any dog which has been excused.
- b. "Explanation Form for Disqualified or Excused Dogs."
- c. Written statements from:
 1. The person threatened or person owning the dog that was aggressively threatened or attacked.
 2. The owner and/or the owner's agent of the offending dog.
 3. Any and all witnesses, including Judges.
- d. Supporting photos.
- e. A summary of the investigation and the findings by the Show/Trial Committee with their recommendations.

2.4 Report and Documentation to Owner

The Business Office will provide the report and all supporting documentation to the owner of the offending dog at the owner's request.

2.5 ASCA Board of Directors

If a dog has been excused for its behavior under this Rule on two separate occasions, the Business Office shall notify the Board of Directors. The Board of Directors shall take whatever action it deems necessary which may include disqualification.

3 Definitions under the Dog Aggression Rules

3.1 Ring/Trial Arena

The "ring/trial arena" is the bounded area in which judging of an ASCA event occurs and over which the Judge has authority pursuant to the Dog Aggression Rules. The boundary is defined by physical barriers plus a buffer zone extending ten (10) feet from such physical barriers.

3.2 Show Grounds

The "show grounds" are the boundaries of the grounds on which ASCA events are being held. They include, but are not limited to, all areas outside the ring/trial arena (including the buffer zone) set aside for grooming, holding of dogs, and parking of vehicles of the exhibitors.

3.3 Disqualified Dog

A "disqualified dog" is a dog no longer eligible to participate in any ASCA program event from the time of disqualification.

3.4 Excused Dog

An "excused dog" is a dog which has been asked to leave the ring/trial arena for aggressive behavior or instability of temperament. Such a dog is not eligible to compete further in the program from which excused at the event but may participate in other programs at that event. An "excused dog" also refers to a dog that has been excused from an event for aggressive behavior or instability of temperament outside the ring/trial arena by the Affiliate or its Show/Trial Committee.

4 Reinstatement of Dogs Disqualified under the Dog Aggression Rules

4.1 Right to Reinstatement

A dog disqualified under the Dog Aggression Rules has no right to be reinstated for competition.

4.2 Reinstatement

ASCA will consider reinstatement of a dog disqualified under the Dog Aggression Rules in accordance with the program specific reinstatement process in effect or a process outlined by the Board of Directors after the dog satisfactorily completes the reinstatement process.

4.3 Documentation for Reinstatement

To be considered for possible reinstatement, documentation showing the dog has attended obedience training, handling classes and/or behavioral therapy with letters from trainers and/or behavioral specialists stating the dog has completed training and/or behavioral therapy and is not a threat must be submitted along when applying for reinstatement.

4.4 Other Considerations for Reinstatement

Successful completion of a reinstatement program is not a guarantee that the Board will reinstate the dog. ASCA's Board of Directors, in its sole discretion, may consider other conditions before reinstatement. Such conditions may include, but are not limited to, requiring the dog's owner to carry a personal liability policy for the dog in an amount determined by the Board. The Board may also require that such policy include ASCA as an additional named insured at such owner's sole cost and expense.

4.5 Eligibility

There are various conditions that lead to disqualifying a dog for biting/menacing. Not all dogs may be eligible for reinstatement as some conduct is so egregious that reinstatement will never occur. No dog is entitled to reinstatement and following the reinstatement procedures is no guarantee the Board will reinstate. While there is no waiting period before an owner may apply to the BOD for reinstatement of a dog, if a dog is denied reinstatement, the owner must wait one year before reapplying.



Established 1957

AUSTRALIAN SHEPHERD CLUB OF AMERICA

6091 E State Hwy 21, Bryan, TX 77801

P: (979) 778-1082

F: (979) 778-1898

www.asca.org

Office Contact: manager@asca.org

Board Contact: asca.execsec@gmail.com

Dog Aggression Incident Report Affiliate Worksheet

The Affiliate or its Show/Trial Committee must perform an investigation of any incident in which a dog has injured a person or another dog, whether it occurred in the ring/trial arena or on the show/trial grounds.

Name of Affiliate:			
Date of Event:		Location of Event:	
Where on the show grounds did the incident occur?			

Information on Offending Dog

Excused or Disqualified

Registered Name:			
Call Name:		Registration #:	<input type="checkbox"/> Male or <input type="checkbox"/> Female
Registered Owner:			
Email:		Phone:	

Information on Dog that was Attacked or Injured

(please make appropriate selection)

Registered Name:			
Call Name:		Registration #:	<input type="checkbox"/> Male or <input type="checkbox"/> Female
Registered Owner:			
Email:		Phone:	
Was veterinary attention received? <input type="checkbox"/> Yes or <input type="checkbox"/> No			
If YES, written statement from attending veterinarian must be provided to the ASCA Business Office as soon as possible, preferably included with the incident report.			

OR

Information on Person that was Attacked or Injured

(please make appropriate selection)

Name:			
Email:		Phone:	
Was medical attention received? <input type="checkbox"/> Yes or <input type="checkbox"/> No			
If YES, written statement from attending medical professional must be provided to the ASCA Business Office as soon as possible, preferably included with the incident report.			

Incident Investigation

Members of Investigation Committee:

Name:		Email:	
Name:		Email:	
Name:		Email:	
Name:		Email:	

Witness Statements

(If more space is needed, please include additional pages with this report.)

Written Statement from Owner of Offending Dog:

<input type="checkbox"/> Member or <input type="checkbox"/> Non-Member	Signature:	X

Written Statement from Owner of Dog that was Attacked or Injured: (please make appropriate selection)

<input type="checkbox"/> Member or <input type="checkbox"/> Non-Member	Signature:	X

OR

Written Statement from Person that was Attacked or Injured: (please make appropriate selection)

<input type="checkbox"/> Member or <input type="checkbox"/> Non-Member	Signature:	X

Written Statement from Witness #1:

Name:			
Email:		Phone:	
<input type="checkbox"/> Member or <input type="checkbox"/> Non-Member	Signature:	X	

Written Statement from Witness #2:

Name:			
Email:		Phone:	
<input type="checkbox"/> Member or <input type="checkbox"/> Non-Member	Signature:	X	

Written Statement from Witness #3:

Name:			
Email:		Phone:	
<input type="checkbox"/> Member or <input type="checkbox"/> Non-Member	Signature:	X	

Summary of the Investigation:

--

Recommendation from the Investigation Committee:

--

Date the Owner of the Offending Dog was notified of the Affiliate's decision:	
---	--

Checklist of items that MUST to be sent to the ASCA Business Office:

- The entry form for any dog which has been disqualified
- The "Explanation Form for Disqualified or Excused Dogs"
- This filled-out investigation report worksheet and any additional pages
- Supporting photos of the offending dog (for identification purposes)
- Supporting photos of the wound

The Board of Directors will either validate or reverse the Affiliate's decision, basing its action on the details of the investigation and a recommendation from Counsel.



Established 1957

AUSTRALIAN SHEPHERD CLUB OF AMERICA

6091 E State Hwy 21, Bryan, TX 77801

P: (979) 778-1082

F: (979) 778-1898

www.asca.org

Office Contact: manager@asca.org

Board Contact: asca.execsec@gmail.com

Conflict Resolution Protocol

EFFECTIVE NOVEMBER 2016 | REVISED JULY 2017

This ASCA Conflict Resolution Protocol replaces the ASCA Dispute Rules, which are no longer in effect.

The purpose of ASCA's rules is to protect and advance the interests of the Australian Shepherd as a purebred dog and to encourage sportsmanlike conduct at dog shows, working, agility, rally, tracking and obedience trials and at any other event where Australian Shepherds participate. The purpose of our rules is to ensure fair participation in our program events, civil conduct among our members and integrity in our registry. Sometimes conflicts and disputes will arise, and, in those cases, the following protocol has been established to resolve such conflicts and disputes.

Membership in ASCA is a privilege, not a right. Members may be disciplined, or membership may be suspended by the Board of Directors for cause detrimental to the interest of ASCA or to its programs, policies, objectives or the harmonious relationship of its members, as determined by the Board of Directors.

Questions not answered by this document should be referred to the ASCA Executive Secretary.

The ASCA Conflict Resolution Form is included with each sanctioning packet sent to Affiliate Clubs. Copies of the ASCA Conflict Resolution Protocol and ASCA Conflict Resolution Form must be available at all ASCA-sanctioned events.

FIRST DECIDE WHO SHOULD RECEIVE YOUR REQUEST FOR CONFLICT RESOLUTION:

Affiliate Club

It is the duty of the Affiliate to deal initially with conflicts which occur during or in connection with its events.

The Affiliate Club should receive these requests for conflict resolution:

1. Conflicts, complaints or disputes arising from violation(s) of rules at ASCA-sanctioned events sponsored by an affiliate, including violations of ASCA Bylaws, ASCA program rule books, ASCA Policy, or ASCA codes of conduct.
2. Conflicts, complaints or disputes arising from affiliate bylaws or rules.
3. Conflicts arising from the improper actions by a judge which are correctable at the time of the event (not the decision of the judge).

Board of Directors

The ASCA Board of Directors, via the ASCA Executive Secretary, should receive these requests for conflict resolution:

1. Conflicts with a Judge that cannot be mediated at the show/trial.
2. Conflicts or disputes originating with the ASCA Board regarding the ASCA Bylaws.
3. Appeals of decisions by an affiliate.

PROCESS FOR REQUESTING CONFLICT RESOLUTION AT THE AFFILIATE LEVEL:

1. The request for conflict resolution is filed on an official ASCA Conflict Resolution Form. The form must be delivered to the Affiliate President or the Affiliate Member in charge of the event. Ordinarily, requests for conflict resolution must be filed on the day the conflict occurs. If the form is not delivered to the Affiliate President immediately, it must be delivered within 48 hours of discovery of the conflict or 48 hours of the event which incited the conflict. In an extreme emergency, a request may be filed orally. Oral requests must be followed up in writing on the official Conflict Resolution Form. Conflicts filed orally are to be dealt with immediately. In the case of an oral request, the Affiliate President or the Affiliate Member in charge of the event will determine whether immediate action must be taken or whether the request for resolution can be heard later. The decision to entertain or reject requests for resolution made after an event rests with the Affiliate, but in no case should a request be entertained which is not received by the Affiliate within five (5) days of its event.

2. A hearing body with a minimum of three members is chosen. The Affiliate President will determine the hearing body. If the Affiliate President is not present when an oral request is made, the Affiliate Member in charge of the event will determine the hearing body. This is normally either the Affiliate Board of Directors or the event committee; however, other ASCA members (program judge, experienced competitor, etc.) who are on site but who were not involved in the situation may also be appointed to the hearing body, even if they are not a member of the hosting affiliate. No party to the conflict or his/her immediate family may be a member of the hearing body. The person who determines the hearing body will chair the hearing body.
3. The complaint is delivered to the hearing body.
4. In cases involving an accused party, the chair of the hearing body advises the accused parties of their rights: to know of the testimony against them, to rebut such testimony, to question all witnesses through the investigator, to present witnesses on their own behalf and to testify on their own behalf.
5. The hearing body conducts the hearing as soon as possible. Any necessary inquiry will be pursued by the hearing officials.
6. When deciding a case of a conflict involving multiple parties, ALL parties shall be notified of the request for conflict resolution and are to be given copies of the form, ALL parties will be allowed to state their case, and ALL parties should be questioned by the hearing body. The hearing body shall make a good faith effort to obtain factual information concerning the conflict, including obtaining information from persons that witnessed the incident other than the person(s) filing the request for resolution or the person(s) involved in the conflict. This provision does not assume or admit that the hearing body is bound by any state or U.S. Constitutional requirement of due process.
7. After all parties have been heard and the investigation is complete, the hearing body will deliberate and reach a decision.
8. The hearing body will announce their decision as soon as possible. Normally this would occur immediately following the hearing. Investigations should be complete within 21 days of the receipt of the request for conflict resolution.
9. If after review and investigation of the conflict or dispute, the hearing body is of the opinion that a rule violation has occurred, the hearing body may take such disciplinary action consistent with the provisions of these rules as it deems appropriate. The hearing body shall refer to the Affiliate Level Disciplinary Guidelines in determining what disciplinary actions to take, if any.
10. All parties involved in the conflict will receive the decision in writing. A copy of this decision, a copy of the request for resolution and a summary of the investigation will be sent to the ASCA Executive Secretary.
11. The decision of the hearing body shall be final and binding unless a written notice of the member's intention to appeal the decision is received by ASCA's Executive Secretary within 7 days of the date of the letter notifying said member of the disciplinary action taken against him/her.

PROCESS FOR REQUESTING CONFLICT RESOLUTION AT THE ASCA BOARD LEVEL:

1. The request for conflict resolution is filed on an official ASCA Conflict Resolution Form and sent to the ASCA Executive Secretary (asca.execsec@gmail.com). The form must be delivered or postmarked to the ASCA Executive Secretary by email or postmarked within 5 days of the discovery of the conflict or within 5 days of the event which incited the conflict. In the case of an appeal of an affiliate decision, the form must be delivered to the ASCA Executive Secretary by email or postmarked within 7 days of the receipt of the Affiliate's decision.
Email address: asca.execsec@gmail.com
Postal address: ASCA Executive Secretary, c/o ASCA Business Office, 6091 E. State Hwy. 21, Bryan, Texas 77808-9652
2. Upon receipt of the request for conflict resolution, the Executive Secretary will forward the request to all members of the ASCA Board of Directors and will assign a Director to head the investigation of the conflict. All parties named in the request for conflict resolution will be notified by the Executive Secretary and be given a copy of the official Conflict Resolution Request Form.
3. In the case of conflicts involving an accused party, the accused party may file a written answer within 14 days of his/her receipt of the Conflict Resolution Request Form. The Director assigned to investigate the conflict will attempt to contact all involved parties so that they may present their sides of the conflict orally. This provision does not assume or admit that ASCA is bound by any state or U.S. Constitutional requirement of due process.
4. The Director will conclude the investigation and will present his/her findings and recommendation in writing to the Board within 21 days of being assigned the request by the Executive Secretary. A summary of each witness's testimony, including the questions asked, should be part of the written recommendation. The Board of Directors will discuss and vote on the findings and recommendation at the next regularly scheduled Board of Directors meeting following the 21 days.
5. Temporary Measures in Emergency Cases: When necessary, the Board may impose immediate temporary measures to remain in effect pending its decision.
6. The Board, through the Executive Secretary, will deliver dated notice of the decision to both parties within 7 days of the Board vote on the motion. There is no appeal from a Board decision.

TIMELINES FOR CONFLICT RESOLUTION:

An Affiliate and the Board of Directors may summarily rule against any party who fails to comply with these timelines.

WHAT	WHEN
Filing of Request for Conflict Resolution	A request may be filed immediately for situations requiring emergency action at the Affiliate level. All other requests must be filed within 48 hours of the incident requiring resolution, to the Affiliate (up to 5 days with extenuating circumstances) and within 5 days to the Board, whichever should receive the request.
Notification of Named Parties	Immediately in the case of emergency requests for conflict resolution; before the investigation of the conflict begins.
Investigation by Affiliate-Level Hearing Body	Completed immediately for emergency situations; Complete within 21 days of receipt of Conflict Resolution Form for all others.
Decision by Affiliate-Level Hearing Body	Completed as soon as possible and provided in writing to all parties involved in the conflict.
Appeal to ASCA Board of Directors	Within 7 days of the date of the letter notifying said member of the disciplinary action taken against him/her.
Investigation by Board of Directors	Completed within 21 days of being assigned.
Response from Accused Party	Within 14 days of their receipt of the Conflict Resolution Form.
Decision by Board of Directors	At first Board meeting following the 21-day investigation.

AFFILIATE LEVEL DISCIPLINARY GUIDELINES:

Statute of Limitations: Three (3) years after disciplinary action, is taken against a member such action shall be considered fully satisfied and absolved and a further infraction of the rules after that three-year period shall be treated as a first offense.

First Offense:

- a. Letter of instruction, reminding member of ASCA's rules, OR letter of reprimand;
- b. Fine not to exceed \$100*;
- c. Both of the above.

Subsequent Offenses:

- a. Letter of Reprimand;
- b. Fine of up to, but not to exceed \$1,000*;
- c. Referral to Board of Directors for further action;
- d. Combination of a, b, and c above.

*Failure to pay a fine will result in a member not being in good standing with ASCA, which will result in loss of member privileges; see section 14 of the ASCA Policy Book.

BOARD LEVEL DISCIPLINARY GUIDELINES:

Statute of Limitations: Three (3) years after disciplinary action, is taken against a member such action shall be considered fully satisfied and absolved and a further infraction of the rules after that three-year period shall be treated as a first offense. The Board of Directors will use the Consequences Guidelines below as a guide when resolving conflicts.

ENFORCEMENT OF BOARD SANCTIONS:

All ASCA Affiliates shall honor sanctions imposed by the Board and shall refrain from taking actions which tend to minimize or lessen such sanctions. For example, if a member is suspended from participating in competitions, Affiliates shall prohibit such participation.

NOTICE OF SANCTIONS:

Final decisions imposing sanctions against any ASCA member shall be published in the official newsletter.

ACTIONS DETRIMENTAL TO THE INTEREST OF ASCA:

The protocols outlined in this document are intended to help parties resolve conflicts associated with their participation and membership in ASCA. It is the duty of the ASCA Board of Directors to be active protectionists regarding ASCA. Membership in ASCA is a privilege, not a right. A member may be disciplined, or membership may be suspended by the Board of Directors for intentional actions taken by such member which are detrimental to the interests of ASCA or its programs, policies, or objectives, as determined by the Board of Directors.

MATTERS NOT SUBJECT TO THE CONFLICT RESOLUTION PROTOCOL:

1. **Breeder-Buyer or Co-Owner Disputes:** ASCA does not resolve Breeder-Buyer disputes or disputes between co-owners of dogs. ASCA will only take action to enforce the judgments or decisions of a court of competent jurisdiction, unless otherwise provided for in the ASCA Registry Rules.
2. **Breeder's Code of Ethics:** The Breeder's Code of Ethics is a statement of conduct and principles that ASCA requires all breeders of Australian Shepherds to adhere to in order to maintain the integrity of the Australian Shepherd and ASCA's registry. Any complaint relating to a violation of ASCA's Breeder's Code of Ethics shall not be subject to this protocol.
3. **Registry Issues:** Conflicts or disputes concerning ASCA's Registry are not subject to this Conflict Resolution Protocol. Conflicts or disputes concerning the Registry shall be presented to the ASCA Executive Secretary who shall then present them to the ASCA Board of Directors. The Board of Directors shall make a final determination of any such Registry issue presented to it. The ASCA Board of Directors may impose such discipline as it deems appropriate against any person found to have violated ASCA's Registry Rules, up to and including suspension of membership for up to 25 years and imposition of fines of up to \$10,000. Imposition of a suspension of membership privileges for a period longer than 1 year or a fine of more than \$1,000 shall require the affirmative vote of at least seven (7) Directors. The Board of Directors retains the authority to handle a registry issue at any time without the filing of a formal request for Conflict Resolution.
4. **Gross Misconduct:** Gross misconduct by a member, including, but not limited to, theft of ASCA property, theft of property of an ASCA Affiliate Club, physical abuse of a member, or intentional criminal conduct at an ASCA event, will not be tolerated. What constitutes "gross misconduct" shall be determined by the ASCA Board of Directors. If the ASCA Board of Directors determines that a member has engaged in gross misconduct, the Board may impose a suspension of membership upon such person of up to 25 years and a fine of up to \$10,000. Imposition of a suspension of membership privileges for a period longer than 1 year or a fine of more than \$1,000 shall require the affirmative vote of at least seven (7) Directors.

CONSEQUENCE GUIDELINES:

OFFENSE	CONSEQUENCE
<p>Violation of ASCA Program Rules / Regulations or Club Regulations</p> <p>(Affiliate Club Regulation offenses are to be dealt with by the Affiliate first. If the Affiliate recommends the ASCA Board investigate and impose sanction, the following will apply.)</p>	<p><u>1st offense</u>, letter of education and/or letter of reprimand, depending on offense, intent and whether education seems more appropriate for the situation; in the case of reprimand, a \$100 fine may also be assessed; first offenses deemed severe enough may receive second offense consequences.</p> <p><u>2nd offense</u>, same or similar offense - 6 months suspension and/or \$200 fine.</p> <p><u>3rd offense</u>, same or similar offense - 1-year suspension and/or a fine up to \$1000.</p> <p><u>4th offense</u>, same or similar offense - 5 years to life suspension and a fine up to \$1000.</p>
<p>Misconduct against a Judge</p> <p>(Including but not limited to attempting to influence a judge, verbal abuse, public criticism of a judge's decision; depending on severity of misconduct and in cases of physical abuse, the consequence will start at the 2nd offense level.)</p>	<p><u>1st offense</u>, letter of education and/or letter of reprimand, depending on offense, intent and whether education seems more appropriate for the situation; in the case of reprimand, a \$100 fine may also be assessed; first offenses deemed severe enough may receive second offense consequences.</p> <p><u>2nd offense</u>, same or similar offense - 6 months suspension and/or \$200 fine.</p> <p><u>3rd offense</u>, same or similar offense - 1-year suspension and/or a fine up to \$1000.</p> <p><u>4th offense</u>, same or similar offense - 5 years to life suspension and a fine up to \$1000.</p>
<p>Unsportsmanlike / unprofessional conduct during an event</p> <p>(Please refer to the Personal Code of Conduct for additional guidance.)</p>	<p><u>1st offense</u>, letter of education and/or letter of reprimand, depending on offense, intent and whether education seems more appropriate for the situation; in the case of reprimand, a \$100 fine may also be assessed; first offenses deemed severe enough may receive second offense consequences.</p> <p><u>2nd offense</u>, same or similar offense - 6 months suspension and/or \$200 fine.</p> <p><u>3rd offense</u>, same or similar offense - 1-year suspension and/or a fine up to \$1000.</p> <p><u>4th offense</u>, same or similar offense - 5 years to life suspension and a fine up to \$1000.</p>
<p>Disorderly conduct at an event</p> <p>(Including but not limited to abusive or foul language/ verbal altercations, destruction of property; in cases of physical altercation, the consequence will start at the 2nd offense level.)</p>	<p><u>1st offense</u>, letter of education and/or letter of reprimand, depending on offense, intent and whether education seems more appropriate for the situation; in the case of reprimand, a \$100 fine may also be assessed; first offenses deemed severe enough may receive second offense consequences.</p> <p><u>2nd offense</u>, same or similar offense - 6 months suspension and/or \$200 fine.</p> <p><u>3rd offense</u>, same or similar offense - 1-year suspension and/or a fine up to \$1000.</p> <p><u>4th offense</u>, same or similar offense - 5 years to life suspension and a fine up to \$1000.</p>
<p>Actions detrimental to the interest of ASCA</p>	<p>Membership suspended no less than 25 years and all associated privileges revoked.</p>



Established 1957

AUSTRALIAN SHEPHERD CLUB OF AMERICA

6091 E State Hwy 21, Bryan, TX 77801

P: (979) 778-1082

F: (979) 778-1898

www.asca.org

Office Contact: manager@asca.org

Board Contact: asca.execsec@gmail.com

Request for Conflict Resolution Form

If you find the need to file a request for conflict resolution or find that you are involved in a conflict/dispute, please refer to the Conflict Resolution Protocol, at the back of all ASCA program rule books. Please try to resolve problems yourself, without a formal request for resolution, whenever possible. If you are unable to resolve a problem, use this form to file a formal request for conflict resolution with an Affiliate or the ASCA® Board of Directors under ASCA®'s Conflict Resolution Protocol, which must be read and followed in this formal procedure. **If you fail to complete all fields, your request will not be processed.**

Your Name.	Names of parties about whom you are complaining. You must serve a copy of this form to everyone you name here.	
Today's Date.	Date of event giving rise to this request for resolution.	Date you first learned of the event.
State the grounds for your conflict. Include reference to ASCA® rules, regulations and bylaws which have been violated. Confine your statement to this space if possible. Lengthy statements are discouraged.		
Sign here. By doing so you certify that you have attempted to resolve this conflict informally and that you have served parties with this form as required.	X	