




ENDURANCE® 
Solid & Secure Composite Doors

**PROTECT YOUR HOME WITH A
SOLID AND SECURE DOOR**

endurancedoors.co.uk



Safety, Security & Style. It starts with an Endurance door.

Endurance Doors are renowned for their strength and security, without compromising on style.

At 48mm thick and with cross-bonded laminations, an Endurance door delivers unrivaled strength and dimensional stability. It's the first choice in delivering the highest level of security, providing home owners with peace of mind.

Made up of 17 laminations, Endurance Doors are almost 10% thicker than most composite doors, guaranteeing the safety and security of your family and your home.

With over 50 different door designs to choose from, available in a wide selection of colours with an array of different door furniture and glazing options, your Endurance Door can be as individual as you are.

CONTENTS

Why Endurance?	4-5
DNA of an Endurance Door	6
Secured by Design	7
Preferred Installer Network	8
Design Your Dream Door	9
Colours	10-11
Classic Collection	12-37
Country Collection	38-55
Urban Collection	56-69
Other Door Styles & Accessories	70-85
Glazing Styles	86-87
Glass Matrix	88-89
The Green Promise	90
Quality Standards	91



Classic Collection
Pages: 12-37



Country Collection
Pages: 38-55



Urban Collection
Pages: 56-69

Endurance Doors are renowned for their strength and security, without compromising on style.



Secured by Design

Secured By Design is the official UK Police flagship initiative supporting the principles of 'designing out crime'. The Endurance door range has been designed, tested and achieves the standard. For more information please see page 7.

10% thicker

Endurance residential doors are renowned for their strength and security, our 48mm thick cross-bonded veneered laminated composite door delivers unrivalled strength and dimensional stability and is a natural choice for high security, providing our home owners peace of mind.

Solid timber core

Endurance Doors are made up of 17 engineered timber laminates. Kerto is a laminated veneered lumber (LVL) and it's what makes our composite doors the most secure on the market.



£1000 security guarantee

We are so confident in the unprecedented level of security offered by the ATK 3 Star Diamond Cylinder used in Endurance Doors, that in the unfortunate event a home-owner is broken into by means of snapping the cylinder, Avocet Hardware will offer compensation of £1000. For more information please see page 84.



EXCLUSIVE
£1000
SECURITY
GUARANTEE
NOW AVAILABLE



Detailed embossed wood grain texture door skins, **traditional look with modern technology**

48mm thick cross laminated LVL timber door leaf offers lateral **strength and stability**.

High security multi-point locking system that is tested to the Secured By Design specified PAS 24 security standard

Standard six pin euro cylinder which is anti-pick, drill, bump and has a sacrificial cut with **optional upgrade**

Door handles are salt spray tested to 480 hours **BS EN 1670: Class 5**

Optional low aluminium threshold for ease of access for wheelchairs and prams, Part M **compliant with Building Regulations**

Did you know 73% of household burglary occurs via a door?*

Endurance doors have been subjected to a number of controlled security tests to replicate the most common forms of attempted burglary. Even using a sledgehammer it would be very difficult to puncture a hole through the inner core and gain access, allowing you ultimate peace of mind.

Not only is the Endurance door tested for its resistance to loading and impacts, but also its durability to opening, closing and unlocking cycles, which typically occurs around 50,000 times during a door's life cycle.

*Source: Crime Survey for England and Wales. Office for National Statistics



BBA accredited Kerto LVL timber core.

Moisture Barrier System (MBS)

Every Endurance door is manufactured with an integrated MBS to the bottom of the door leaf. The bonded cellular PVC profile is exclusively designed to stop moisture ingress, in order to prevent expansion and maintain the doors integrity. The MBS is concealed within the makeup of the door leaf during the manufacturing process, and gives homeowners extra peace of mind that an Endurance door will withstand the test of time.

The Endurance door is tested and classified for its resistance to loading and impacts as well as the doors durability to repeated opening, closing and unlocking cycles - typically 50,000 times on a single door set.



Our innovative Moisture Barrier System is manufactured into the bottom of every single Endurance door.

Secured By Design is the official UK Police flagship initiative supporting the principles of 'designing out crime'.

The Endurance door range has been designed, tested and achieves the standard. The Secured By Design standard upgrade includes - ATK 3 Star Diamond Cylinder and laminated glass. In order to comply with Secured By Design, the Endurance door must be tested to PAS 24 2012.

The standard involves the following tests:

- A manual attack on the locking hardware with tools including a crow bar and mole grips.
- Unlimited number of 3 minute attacks on the door cylinder using a range of tools such as craft knives and screw drivers.
- 3 minute manual attack using chisels and brick bolsters to gain entry through the door.
- Hard body impact test – impacts are applied to the door leaf at hinge points and locking points using a 50kg steel impactor.



The Endurance door range has been designed, tested and achieves the standard.

Hinges

The hinges are designed to meet the requirements of PAS 24:2012 as part of a compliant door system and BS 6375. Security of the pin is achieved by a concealed grub screw, which prevents unauthorised lift off on outward opening Endurance doors.

Glass

Each Endurance door is glazed with 4mm toughened safety glass double or triple glazed dependent on the glass design to BSEN1279. The sealed unit is secured into the Endurance door using a cassette glazing system that has been independently tested and approved to the PAS 23/24 standards.



You're in safe hands with our Preferred Installer Network

We only select the most talented installers to join our Preferred Installer Network, so you can be sure your Endurance door will be installed to the highest possible standard.

All of our preferred installers have full access to not only the most solid and secure composite doors in the UK, but to our knowledge and expertise, too.

With one of our preferred installers you can be sure of the best advice on choosing the right door for your home and the highest quality installation.

Visit endurancedoors.co.uk to find your nearest installer today.



PREFERRED INSTALLER CHARTER

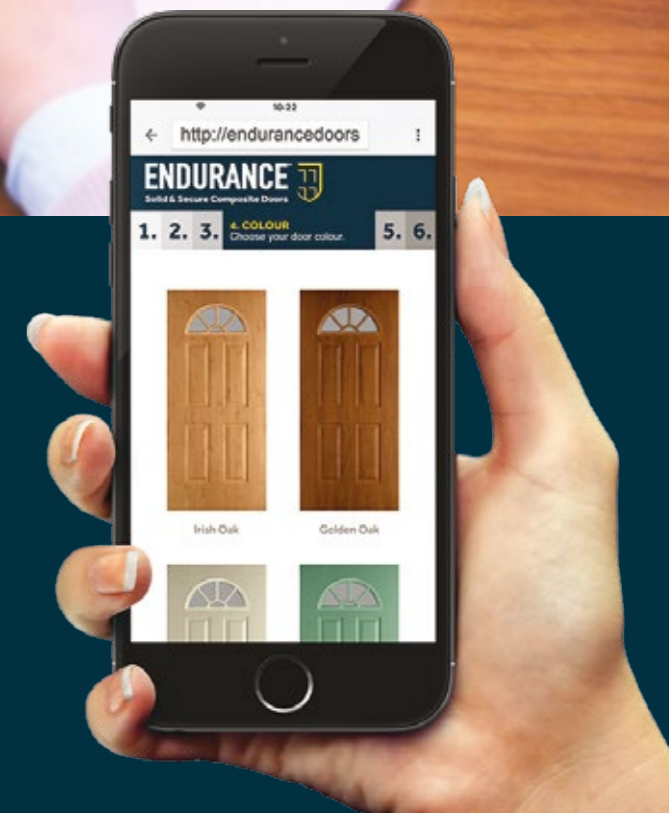
To ensure that our preferred installers reach our high standards they must meet the following criteria:

- Be a FENSA member (or equivalent)
- Installed a minimum of three Endurance Doors to our standards
- Have a clearly defined customer care policy that places the needs of the homeowner first
- Have clearly defined policies for monitoring service levels and handling complaints
- Attend regular Endurance Doors refresher product events to ensure knowledge is up to date



Design the door of your dreams...

The Endurance Doors online door designer features our entire collection of door designs, 16 colours inside and out, and over 30 glazing options to choose from; meaning the door of your dreams is just a few clicks away, plus you can even view it on your own home.



Endurance doors are available in a choice of 16 different colours, with the option to choose an alternative colour for the internal leaf. Most of our customers choose a white internal finish, but with so many different colours available the choice is yours.

We're also able to offer the choice of matching door frames for most of our door colours.



Irish Oak



Golden Oak



Cream



Mahogany



Walnut



Pearl Grey



Chartwell Green



Rosewood



Schwarz Braun Black



Turquoise Pastel*



Pebble*



French Navy



White



Anthracite Grey

* Not available as a frame colour. For doors of this colour we recommend a white or cream frame.

A choice of 16 door colours to suit every home!



Racing Green



Rich Red



Classic Collection

Our Ben Nevis door is of traditional Georgian style and provides complete privacy for your home. This style is ideal for homes on main roads where you want utmost privacy and security.



Turquoise Pastel



White



Chartwell Green



Rich Red



French Navy



Schwarz Braun Black



Irish Oak

Similar to the Ben Nevis style, the McKinley door features solid twin mouldings. This traditional style door looks great making a statement in bold primary colours such as Rich Red and French Navy.



Mahogany



Pearl Grey
Sarah



Anthracite Grey
Edwardian Number



Rich Red
Spring

"Our stylish new door has brought our traditional property up to date, and we feel safe in the knowledge that we're as secure as we can be in our home."

Mr & Mrs Davies
Barnsley



Irish Oak
Georgian



French Navy
Virtue



**All doors,
all colours!**

The magicians in the colour department are continuously stirring up the palette to create new and exciting colours to give your home the entrance it deserves.

See page 10 & 11 for full details.




Golden Oak
Opal



White
Aspire Azure

Whether you choose a door style with a large or small glazed area, opting to let lots or a little light into your home, with an extensive range of glazing options you're sure to find something to complement your property.



Rich Red
Opal



Pearl Grey
Aspire Jet



Rosewood
Virtue



Walnut
Harmony



Schwarz Braun Black
Pacific Clear



Racing Green
Riviera



French Navy
Harmony



Cream
Riviera

We have made it really easy for you to find the door of your dreams with our amazing **Endurance Door Designer**.

Visit the website now – your dream door is just a few clicks away!

endurancedoors.co.uk



Anthracite Grey
Harmony



Walnut
Riviera



White
Aspire Ruby



Rich Red
Spring

At 48mm thick and with cross-bonded laminations, an Endurance door delivers unrivaled strength and dimensional stability. It's the first choice in delivering the highest level of security, providing home owners with peace of mind.



Golden Oak
Harmony



Walnut
Deco



Schwarz Braun Black
Spring



Irish Oak
Opal




Pearl Grey
Aspire Azure

With 16 colours to choose from, you're sure to find the perfect shade to complement your property. See the full range of colours on page 10 & 11.



Our most popular door, the Etna, boasts a classic style whilst providing safety and security for your peace of mind. With 2 large glazed panels you can let a decent amount of light into your hallway whilst maintaining your privacy with different decorative glazing options.



Racing Green
Katrina



Cream
Riviera




Anthracite Grey
Graphite



Turquoise Pastel
Kerner



French Navy
Virtue



Walnut
Elegance



Rich Red
Murano Black



French Navy
Opal



Cream
Graphite



Schwarz Braun
Black Spring

Our solid and secure composite entrance doors are only available to buy through our Preferred Installer Network and we've cherry-picked only the very best installers to supply and fit Endurance doors. Visit our website today to find your nearest installer.

ENDURANCE
PREFERRED INSTALLER





Pearl Grey
Adina



Pebble
Elegance




Cream
Harmony



Anthracite Grey
Spring

The Scafell is a grand looking door ideal for making a statement. This versatile door is best suited to striking colours such as Rich Red and French Navy, but also works well in the more classic Anthracite Grey and Pearl Grey.



Pearl Grey
Riviera

“Our new door makes our home stand out and we just love the colour. Our neighbours have already asked where we bought it from – they’re thinking about getting one too!”
Danny Burton,
East Yorkshire



Turquoise Pastel
Diamonte



Schwarz Braun Black
Spring



Racing Green
Kerner



Rich Red
Harmony



French Navy
Graphite

Add the finishing touch to your stylish, solid & secure Endurance door by choosing from our wide range of door hardware and security options. See the full range on pages 80 & 81.



Pebble
Harmony



French Navy
Linear



Rich Red
Opal



Rosewood
Riviera



French Navy
Riviera



Anthracite Grey
Virtue



Golden Oak
Spring



Chartwell Green
Spring

The Snowdon is a versatile design, with the option to create a stable door or add Georgian bars to the glazing. It best suits traditional properties and looks fantastic in Rosewood, Chartwell Green & French Navy.





Chartwell Green
Harmony



Rich Red
Ornate



Walnut
Riviera



Turquoise Pastel
Virtue



Rosewood
Harmony



The ATK 3 Star Diamond Cylinder comes with optional "Click Secure" Thumbturn. Featuring a positive click turn action for total security and Document Q compliance.



Schwarz Braun Black
Spring



White
Ornate



Upgrade your Endurance door to the highest rated security cylinder. The ATK 3 Star Diamond Cylinder carries the Master Locksmith Association's highest rating - SS312 Sold Secure Diamond, TS007 3 star rating, British Kitemark and Secured by Design accreditations.



Cream
Riviera



French Navy
Aspire Azure



Irish Oak
Spring



White
Adina



Anthracite Grey
Deco




Schwarz Braun Black
Georgian



Pearl Grey
Harmony


With 30 different glazing options to complement an extensive range of door styles, you can create a unique combination guaranteed to improve the kerb appeal of your home.



Endurance door letter plates come in a choice of 7 colours. The 12-inch metal letter plate has an anti-snap flap which opens to 180 degrees, it meets Royal Mail standards and will easily take A4 size post and the Sunday papers. A secure through fixing ensures that the letter plate can only be removed from the inside of the house, which helps prevent burglars gaining access to the cylinder internally.



Rosewood
Sarah



Pebble
Harmony



Walnut
Riviera



Rich Red
Sarah



Pearl Grey
Riviera



Racing Green
Aspire Jade



Cream
Spring

Similar to the 1930s style Walton door, the Wentwood features a single glazed panel instead of two, allowing you to flood your home with light. Retain your privacy by choosing Satin glass.



French Navy
Spring



Racing Green
Ornate

Taking inspiration from typical 1930s style doors, the Pentland door is ideal for improving the kerb appeal of your property. Choose a bold, striking colour such as Rich Red to really turn heads and a Heritage lock to complement the traditional style.



Chartwell Green
Ornate



Anthracite Grey
Spring



French Navy
Sarah



Golden Oak
Ornate



Schwarz Braun Black
Ornate



Rich Red
Ornate

Add a touch of class to your home with the Cader Idris door. A traditional style door, this looks fantastic on both contemporary and period properties. We love the addition of Spring glass to create a very traditional look.



Pearl Grey
Satin



Country Collection



Cream
Harmony



Irish Oak
Riviera



Walnut
Spring



Rosewood
Harmony



Anthracite Grey
Riviera



Pebble
Spring



Anthracite Grey
Gavalas Clear



Racing Green
Aspire Jade



White
Virtue



French Navy
Aspire Azure




Rich Red
Virtue

“My wife and I love our new Lingmoor Endurance door. It’s lit up our hallway and the obscured glass design means we get to keep our privacy too.”

John Sutcliffe,
Bristol



Chartwell Green



Golden Oak



Pearl Grey



Our doors are almost 10% thicker than other composite doors on the market, at 48mm thick it has the feel of quality...



Cream



Schwarz Braun Black



All our door styles are available in our full choice of 16 different colours. You can choose a different colour for the internal leaf if you wish but lots of our customers opt for white.

Matching frame colours are also available. For full details please see pages 10 & 11.



Anthracite Grey



Walnut Bullion



Schwarz Braun Black Ormate



White Satin



Cream



Irish Oak



White



Cream Satin



Rich Red Bullion

Secured By Design is the official UK Police flagship initiative supporting the principles of 'designing out crime'. The Endurance door range has been designed, tested and achieves the standard.





Irish Oak
Bullion



Pebble
Ornate



French Navy
Satin



Racing Green


Did you know?

We're committed to helping the environment. As a company initiative we have reviewed our work systems and where possible minimise our waste and energy. We also employ an extensive recycling programme which covers packaging, polystyrene, cardboard, PVC-u, timber, paper, aluminium and steel. For more information please see page 90.



Safe & Secure Glass

Each Endurance door is glazed with 4mm toughened safety glass double or triple glazed - dependent on the glass design to BSEN1279. The sealed unit is secured into the Endurance door using a cassette glazing system that has been independently tested and approved to the PAS 23/24 standards.



Mahogany
Satin



Rich Red



Walnut




Irish Oak

Create a contemporary feel whilst allowing light into your home with the Malvern door. This style looks great in all different colour ways, but we particularly love Chartwell Green, Anthracite Grey and Golden Oak.



White
Virtue



Golden Oak
Riviera



Schwarz Braun Black
Spring



Anthracite Grey
Aspire Jet



Pearl Grey
Virtue



Chartwell Green
Harmony



Rosewood
Kerner



Cream
Harmony



Irish Oak
Opal




Walnut
Riviera

A popular choice for country homes, the Coombe door is available with a wide selection of glazing and colour options for ultimate personalisation. A Heritage lock looks fantastic with this style too.



Racing Green
Aspire Jade

Ideal for country homes (or just properties that you want to give a country feel) the Holme door is available in our full choice of 16 different colours and a wide variety of glazing options.



French Navy
Spring



Golden Oak
Harmony

“When it came to replacing our front door we knew we wanted something very secure, but we didn’t want to compromise on style. Our lovely new Kit door gives us both, and we’re already planning on replacing our backdoor with another Endurance style.”

Wayne Stuart,
Rochdale




Rich Red
Elegance



Walnut
Harmony



Pearl Grey
Satin



White
Virtue




Racing Green
Spring



Rosewood
Riviera

We have made it really easy for you to find the door of your dreams with our amazing **Endurance Door Designer**.

Visit the website now – your dream door is just a few clicks away!



endurancedoors.co.uk



Irish Oak
Spring

**Safe, secure,
peace of mind.
You've got the
choice with
Endurance**




Chartwell Green
Harmony



Schwarz Braun Black
Riviera




Anthracite Grey
Virtue



Golden Oak
Spring


Upgrade your home with the Tyree door from our hugely popular Country Collection. You're sure to find a colour to suit your property from our extensive range, which you can see on pages 10 & 11.





Urban Collection

Ideal for making a statement, the Mayon is the perfect installation for a traditional home updated with some modern features.



Rich Red



Racing Green
Eden



Pearl Grey
Harmony



Anthracite Grey
Satin



Schwarz Braun Black



White



Pebble



Rich Red
Virtue

This style from our exclusive Urban Collection is ideal for making a statement on the most contemporary home. Our customers often choose the pull handles to complement the Alto door, plus with a wide variety of glazing options you'll be spoiled for choice.



Double or Triple?

All our glass designs are either supplied as double or triple glazed units, meaning there's no need for additional backing glass.



French Navy
Harmony



Irish Oak
Sarah




Pearl Grey
Graphite



Cream
Riviera

Safety first...

Did you know 73% of burglaries occur via a door?
Secure your home with an Endurance door.



Walnut
Harmony

Where to Buy?

Our solid and secure composite entrance doors are only available to buy through our Preferred Installer Network. We've cherry-picked only the very best installers to supply and fit Endurance doors, so we can be sure you'll be satisfied with your installation. Visit endurancedoors.co.uk to find your nearest installer today.



Golden Oak
Bullion



White
Diamonte



French Navy
Virtue



White
Bullion



Irish Oak
Murano Black



Rich Red
Satin

Go all out for show-stopping style with the Calva door in a bright, bold colour. A slam shut lock will offer extra security and peace of mind.



Racing Green
Harmony

Complement your modern home with a Gibson door. Different glazing options allow this door to be customised to meet your needs, and our wide variety of colours ensure you'll find something to make a statement.



Pearl Grey
Onate




Rich Red
Bullion



Schwarz Braun Black
Satin



Golden Oak
Ornate



Walnut
Satin



French Navy
Bullion



Anthracite Grey
Satin



Cream
Bullion

Our urn knockers are available with a built-in spyhole for your peace of mind, and you can choose from 7 different hardware colours allowing you to perfectly match your handle, letter plate and knocker.

See the full range of hardware on pages 80 & 81.



Secure as standard

Our multi-point locking system offers an unprecedented level of security, and a finger pull escutcheon looks great with the most contemporary looking doors.



Turquoise Pastel
Harmony



Racing Green
Satin



Anthracite Grey
Bullion



Pearl Grey
Virtue






Irish Oak
Riviera



Chartwell Green
Satin



Walnut
Harmony



Pebble
Satin



French Navy
Ornate



Turquoise Pastel
Ornate



White
Virtue



Cream
Murano Black




Schwarz Braun Black
Aspire Jet



Rich Red
Bullion

The Starling door is ideal for both contemporary and traditional looking homes, and choosing a bold, bright colour such as Rich Red will improve your kerb appeal and turn heads.





Other Door Styles & Accessories

SIDE PANELS

Certain homes will require a side panel due to the width of the entrance. The initial survey will confirm the options available; from a toughened Low E glass double glazed unit or a laminated double reinforced infill panel to match the look of your door.

Dependant on the light and aspect wanted, the Endurance door range has something to suit all tastes and requirements.



Abbott
Virtue



Brecon



Etna
Virtue



Walton
Spring



Scafell
Graphite




Kit
Aspire Azure



McKinley

STABLE DOORS



Brecon
Golden Oak



Snowdon
Irish Oak



Olympus
Walnut




Pelmo
Racing Green



Monte Rosa
White



Etna
White



Brecon
French Navy



Snowdon Georgian
Schwarz Braun Black

If you are looking for a door to suit a traditional property then a classic stable door is an excellent choice. Stable doors can be used as a front door or back door and are available in an extensive range of styles and colours, please ask your installer for details.

Endurance stable doors come with two completely separate high security locks with a high strength centre gear box, a handle operated top lock and a key/ thumb turn operated bottom lock fitted with a roller latch for convenient ease of use. The locks come keyed alike.

- The Endurance stable door range is available for opening in doors only.
- The key operated bottom lock escutcheon is available in a variety of finishes.
- The centre meeting rail seal carrier is available in anodised polished gold and silver finishes.
- The centre locking shoot bolt is available in gold and chrome finishes.



DOUBLE DOORS

Double doors offer a charming addition to your home or conservatory, and the extensive opening allows unrestricted access to your home. This is a practical way to gain access to your garden or patio.

Our double doors are available in an extensive range of styles and finishes, and to offer versatility an offset double door is also available.

The double door 3 deadbolt master lock interlocks with the slave, locking the top and bottom shoot bolts in place. There is a single operating handle on the master.

- The double door range is available for opening in doors only.
- The centre mullion is colour matched to the door leaf.
- Off set double doors are available in a number of door styles, please ask your installer for details.

Double Door Dimensions


Minimum and maximum widths for double doors

Double Doors:
1628mm min. 1998mm max.
Off Set Double Doors:
1243mm min. 1542mm max.

Why not view your dream door on your home using our amazing **Endurance Door Designer**.

Visit the website now – your dream door is just a few clicks away!

endurancedoors.co.uk



Coombe
Riviera



Brecon



Pen
Satin



Mardale



May
Satin



Eldon
Ornate

FIRE DOORS

The Endurance fire door range is recommended for integral garage access into your home. Householders overlook the security of the integral garage fire door access, and most common integral fire doors have basic single locking points which are vulnerable to forced entry.

Endurance doors are tested to BS EN 1634-1:2008, the European normative standard for fire resistance. We can also offer Endurance doors with side or top light vision panels to BS 476 Part22:1987 a British standard for fire resistance. The Building Regulations for England & Wales recognise both.

**Is your internal garage door secure?
Check it now.**

Endurance doors can be supplied as an FD30 fire door option, combined with the AV2 automatic locking system to give you peace of mind for security, as well as fire door protection.



Bowmont
French Navy



Elbrus
Golden Oak



Etna
White



Mayon
Schwarz Braun Black



Nab
Rich Red



Snowdon
Pearl Grey

To enhance the look and add the finishing touches to your Endurance door, there is a wide choice of door hardware and security options to choose from.

Colours Options:
Gold, Graphite, Bronze, White, Antique Black, Black, Chrome

"The service we recieved was brilliant, not to mention the amount of customisable features!"

Jennifer Taylor,
Cardiff



Letter Plates

Endurance door letter plates come in a choice of 7 colours. The 12-inch metal letter plate has an anti-snap flap which opens to 180 degrees, it meets Royal Mail standards and will easily take A4 size post and the Sunday papers. A secure through fixing ensures that the letter plate can only be removed from the inside of the house, which helps prevent burglars gaining access to the cylinder internally.



Bronze



Antique Black



Black



White



Chrome



Graphite



Gold

Lever Handles



Lever Pad Handles



Slim Urn & Urn Knockers

We offer a choice of elegant door knockers in 7 colour options to perfectly match your letter plate and door handle. The standard urn knocker is also available with a built in spyhole.



Door Security Guards

The Endurance door security guard offers added security by preventing the door to be fully opened when greeting a stranger to your home. The security door guard is available in a chrome or brass finish.



Spyhole Viewer

With a viewing range of 160 degrees you can be sure of who is on your doorstep. The security spyhole door viewer can be fitted separately or combined with an urn knocker.




Numerals

Available in a choice of 5 colours to match your door handle and letter plate, including Bright Chrome, Gold, Graphite, Satin Chrome, Black.



Pull Knobs



Hinges



Yale Keyless Entry

Endurance doors can be supplied with a Yale Keyfree locking system with the added feature of a multi – PIN console.

Allowing you to securely lock and unlock your home either by using a remote control fob or by entering your own personal code into a built-in keypad on your door handle.

To allow friends, family or even tradesmen into your home, but without handing out your front door PIN; the multi-PIN console allows you to set a temporary entrance code just for them. After which you have the control of removing the temporary codes and access!



No more fumbling around for keys!

AV2 Remote Entry

Car door remote control locking devices have been around for 25 years, and the thought of having to use a key would seem rather retro nowadays.

Endurance doors can also be fitted with a keyless remote controlled automatic high security multipoint lock. The remote locking system operates as a slam secure lock as soon as the door is closed, reducing the risk of follow on attacks or tailgating.

When leaving your home the lock automatically engages the locking hooks, rendering the property secure from the outside.

To regain entry the remote key fob must be pointed at the door which allows the handle to be pushed down; this disengages the hooks and centre latch to open the door.



The Heritage lock combines the traditional appearance of a Georgian or Edwardian façade, with the latest in high security multi-point locking.

The euro profile locking cylinder of a Heritage lock is a similar height to the traditional round cylinder pull on more traditional doors.


The lock is operated automatically as soon as the door is closed, providing the utmost security. From the inside, your Endurance door can be opened by an internal thumb turn, whilst from the outside a key is required to gain entry.

As with all our Endurance door lock options, you can be assured of the latest in high security technology.

The escutcheon and finger pulls are available in chrome, gold, black and silver colour options, and the Heritage security locking system is available throughout the entire Endurance door range.



Heritage finger pull escutcheons (above & right)



Benefit from a traditional look with modern 3 point high security locking feature!



Cader Idris
Schwarz Braun Black



Pentland
Rich Red

ATK 3 STAR DIAMOND CYLINDER

Upgrade your Endurance door to the highest rated security cylinder. Full of security features, the ATK 3 Star Diamond Cylinder is the UK's highest accredited lock range.

The clever locking system of the ATK 3 Star Diamond Cylinder knows when it has been attacked and fires into action to create a robust barrier to entry. The security clutch system and robust locking pin is hidden deep within a solid Molybdenum cam which is 20% stronger than steel, for ultimate resistance to a lock snapping attack.

Available in polished chrome and matt brass finishes (thumbturn only), the ATK 3 Star Diamond Cylinder can complement the appearance of any Endurance Door.



Available with optional "Click Secure" thumbturn



EXCLUSIVE
£1000
SECURITY
GUARANTEE
NOW AVAILABLE

The ATK 3 Star Diamond Cylinder is part of the UK's highest accredited lock range.

Endurance Doors are pleased to announce that we are so confident in the unprecedented level of security offered by the ATK 3 Star Diamond Cylinder that in the unfortunate event a home-owner is broken into by means of snapping the cylinder, Avocet Hardware will offer compensation of £1000.

Terms & Conditions apply. See website for full details.






Riviera



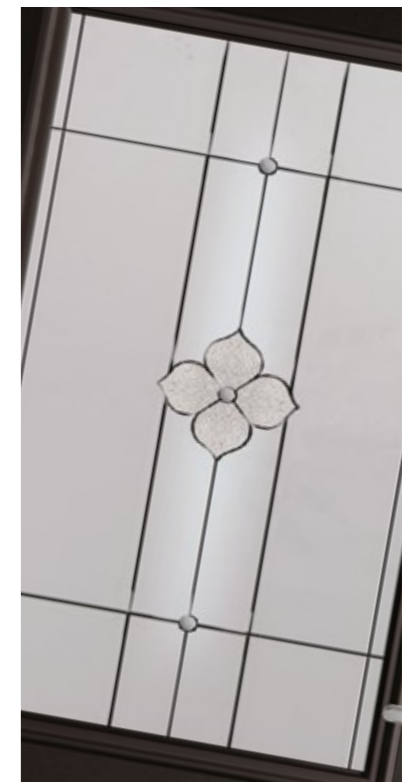
Harmony



Virtue

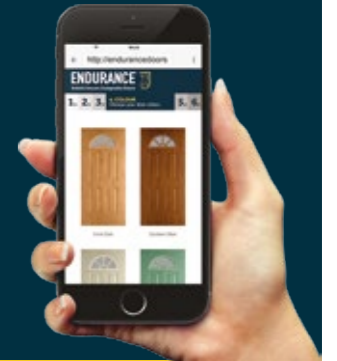


Aspire Jet



Spring

We have made it really easy for you to find the door of your dreams with our amazing **Endurance Door Designer**.



Visit the website now – you can even view the door on your own home!

endurancedoors.co.uk

GLASS MATRIX

	Abbott	Alto	Ben Nevis	Bowmont	Brecon	Bredon	Cader Idris	Calva	Cheviot	Cleeve	Coombe	Eiger	Elbrus	Eldon	Etna	Fuji	Gibson	Hallin	Holme	Kentmere	Kit	
Adina		X								X				X								
Aspire Azure	X	X	X				X	X	X	X	X	X	X	X			X	X				X
Aspire Jade	X	X	X				X	X	X	X	X	X	X	X			X	X				X
Aspire Jet	X	X	X				X	X	X	X	X	X	X	X			X	X				X
Aspire Ruby	X	X	X				X	X	X	X	X	X	X	X			X	X				X
Atlantic		XX									XX				XX							
Brilliance		X						X		X	X			X								
Bullion	X						X		X				X			X	X	X	X			
Deco		X									X			X								
Diamonds		X									X			X								
Diamonte	X	X	X				X	X	X	X	X	X	X	X			X	X				X
Eden		X									X			X								
Edwardian											X											
Edwardian No.											X											
Elegance	X	X	X				X	X	X	X	X	X	X	X			X	X				X
Fransola		X									X			X								
Gavalas	XX						XX				XX	XX					XX	XX				XX
Georgian Cassette											X											
Gracia		XX									XX			XX								
Graphite	X	X	X				X	X	X	X	X	X	X	X	X	X	X	X				X
Harmony	X	X	X				X	X	X	X	X	X	X	X	X	X	X	X				X
Katrina		X									X			X								
Kerner		X									X			X	X							
Linear		X									X			X								
Murano	XXX	XXX	XXX				XXX	XXX	XXX	XXX	XXX	XXX	XXX	XXX			XXX	XXX				XXX
Olympias		XX									XX			XX								
Opal	X	X	X				X	X	X	X	X	X	X	X			X	X				X
Ornate/Clear	X	X	X				X	X	X	X	X	X	X	X	X	X	X	X	X	X	X	X
Pacific											X											
Riviera	X	X	X				X	X	X	X	X	X	X	X			X	X				X
Sarah	X	X	X				X	X	X	X	X	X	X	X			X	X				X
Satin	X	X	X				X	X	X	X	X	X	X	X	X	X	X	X	X	X	X	X
Sceptre											X											
Spring	X	X	X				X	X	X	X	X	X	X	X			X	X				X
Sunburst											X											
Virtue	X	X	X				X	X	X	X	X	X	X	X			X	X				X

X - Available Options
 XX - Clear, Blue or Green bevel option
 XXX - Black, Green or Blue tile option

	Knott	Lingmell	Lingmoor	Malvern	Mayon	McKinley	Mont Blanc	Monte Rosa	Nab	Olympus	Pelmo	Pentland	Scafell	Skiddaw	Snowdon	Stanley	Staring	Tate	Tyree	Walton	Wentwood	
Adina			X					X		X	X				X			X				
Aspire Azure	X	X	X				X	X	X					X		X			X	X		
Aspire Jade	X	X	X				X	X	X					X		X			X	X		
Aspire Jet	X	X	X				X	X	X					X		X			X	X		
Aspire Ruby	X	X	X				X	X	X					X		X			X	X		
Atlantic			XX					XX														
Brilliance			X					X		X	X				X			X				
Bullion	X						X		X							X	X					
Deco			X					X							X			X				
Diamonds			X					X														
Diamonte	X	X	X				X	X	X	X	X			X	X	X		X	X	X		
Eden			X					X		X	X				X			X				
Edwardian														X					X	X		
Edwardian No.														X								
Elegance	X	X	X				X	X	X	X	X			X	X	X		X	X	X		
Fransola			X								X											
Gavalas	XX						XX				XX			XX		XX			XX	XX		
Georgian Cassette										X	X				X			X				
Gracia			XX					XX							XX			XX				
Graphite	X	X	X				X	X	X	X	X			X	X	X		X	X	X	X	
Harmony	X	X	X				X	X	X	X	X			X	X	X		X	X	X	X	
Katrina			X						X													
Kerner			X						X					X								
Linear			X						X						X			X				
Murano	XXX	XXX	XXX				XXX	XXX	XXX	XXX	XXX	XXX	XXX	XXX	XXX	XXX	XXX	XXX	XXX	XXX	XXX	XXX
Olympias			XX								XX			XX								
Opal	X	X	X				X	X	X	X	X			X	X	X		X	X	X		
Ornate/Clear	X	X	X				X	X	X	X	X	X	X	X	X	X	X	X	X	X	X	X
Pacific											X								X	X		
Riviera	X	X	X				X	X	X					X		X		X	X	X	X	
Sarah	X	X	X				X	X	X	X	X			X	X	X		X	X	X	X	
Satin	X	X	X				X	X	X	X	X	X	X	X	X	X	X	X	X	X	X	X
Sceptre											X								X	X		
Spring	X	X	X				X	X	X	X	X			X	X	X		X	X	X	X	
Sunburst											X											
Virtue	X	X	X				X	X	X	X	X			X	X	X		X	X	X		

Environmental concerns and energy efficiency is core to the company ethos. We appreciate the need to act responsibly, but at the same time offer our customers new advances that 'thinking green' has to offer.

Our accreditations:



1. We've reviewed our work systems and wherever possible minimised our waste and energy.

2. We manage an extensive recycling programme which covers packaging, polystyrene, cardboard, PVC-u, timber, paper, aluminium and steel.

3. All of the timbers used in our doors are harvested from forests which are managed to meet the social, economic and ecological needs of present and future generations.

4. The laminated veneer core is fully environmentally accredited which includes PEFC and full BM Trada 'Chain of Custody'. Chain of Custody certification outlines the requirements for tracking certified materials from the forest to the final product to ensure that the wood contained in the product originates from certified forest.

5. Renewable and recyclable, Kerto is a highly eco-effective door core material, throughout its life cycle. The timber is sustainably managed PEFC/FSC – certified from Finnish forests. PEFC and FSC certification ensures that the entire forest supply chain promotes good practice in the forest and ensures that timber products are produced with respect for the highest ecological, social and ethical standards. This includes protection of indigenous people's rights to the methods of felling trees.

6. Our transport department have reviewed their schedules to ensure that deliveries are made in the most fuel conscious manner possible, whilst preserving our assurances on delivery times.

7. The vehicles we chose to use have a heritage of fuel economy; low-rolling-resistance tyres, start/stop, cruise control and energy recuperation. Working together, they create instant fuel savings and lower emissions.

8. In the manufacture of Endurance doors we aim to source thermoplastic components and materials that contain lead-free stabilisers which are better for the environment.

9. The 5 chamber door outer frame PVCu profile has been specifically designed for thermal efficiency and is calcium organic using lead free stabilisers.

10. Endurance door frame reinforcement is thermally efficient and is 100% recycled.

11. Each Endurance door is entirely manufactured in the UK to minimise our carbon foot print.



Our standards



Endurance Doors are tested to:

BS 6375-1:2009
Classification for weather tightness

BS 6375-2:2009
Classification for operation and strength characteristics

BS EN ISO 10077-1:2006
Classification for thermal performance of doors

PAS24:2012
Classification for enhanced security for key/key operation


PAS24:2012
Classification for enhanced security for key/thumb turn operation

Endurance Fire Doors

BS EN 1634-1:2008
Classification for 30 minute fire integrity

BS 476: PART 22:1987
Assessed for 30 minute fire integrity/fire door coupled to side light or top light

BS 6375-1:2009
Classification for weather tightness



Constructionline is a Public-Private Partnership between Capita and the Department for Business Innovation & Skills. Constructionline is the UK's largest register of pre-qualified contractors and consultants, helping buyers and suppliers acquire superior goods and services within the UK.

Constructionline standards are notoriously high – all suppliers are pre-qualified to the official Government standard.

endurancedoors.co.uk

All colours are a visual representation only. We recommend you see colour samples. Slight variations in colours and finish may occur due to the handcrafted nature of the product or the limitations of the printing process. All information in this publication is provided for guidance only and is given in good faith. As it is company policy to continually improve products and materials, changes to specification may be made from time to time without prior notice. This statement does not affect your statutory rights.