

STILL IN JAPAN



Cold forging process achieves precise and wear resistant products.



In house heat treatment process closely connect with frequent quality control activity actualizes stable and high quality products.



Using aluminum alloy materializes crashproof and corrosionfree pedal body.



The only approved manufacturer of KEIRIN track racing pedal.



Decades of improvement. Progress of manufacturing technologies over 70 years.



Automobile parts assembly generates synergistic effects to pedal manufacturing.

MKS®

MADE IN JAPAN

2019



MIKASHIMA INDUSTRIAL CO.,LTD.
1738,Kohjiya,Tokorozawa,Saitama 359-1166 Japan

Tel:81-4-2948-1261 Fax:81-4-2948-1265
www.mkspedal.com

www.facebook.com/mkspedal

※This catalog is version issued on JUNE 2018.
※Specifications are subject to changed without notice.



MIKASHIMA INDUSTRIAL CO.,LTD.



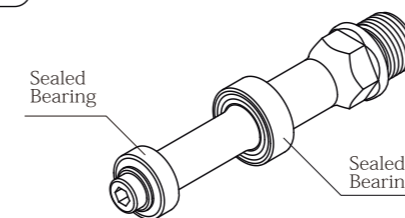
MKS[®]

MADE IN JAPAN

SINCE 1946

TECHNOLOGY

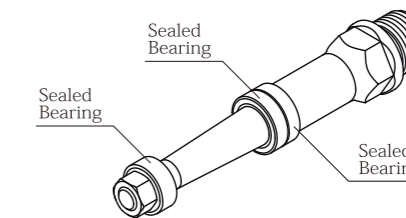
FINEST FINEST SEALED BEARINGS



Hand-assembled and adjusted each by each to keep best adjustment without any play.

Rotation Performance ★★★★★
 Weight Lightness ★★★★★
 Maintainability ★★★
 SUPREME ...P.12
 RX-1 ...P.12

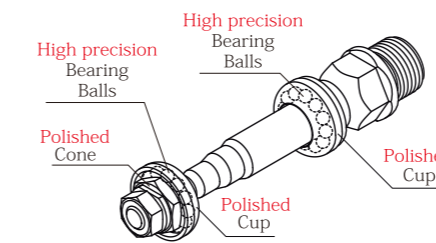
TRIPLE TRIPLE SEALED BEARINGS



To keep smooth rotation and durability, the system adopts multiple bearings for load distribution.

Rotation Performance ★★★★★
 Weight Lightness ★★★★★
 Maintainability ★★★
 SYLVAN NEXT ...P.5
 ALLWAYS ...P.13
 etc...

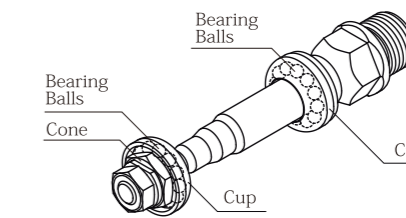
High Polished HIGH POLISHED CUP&CONE BEARINGS



A High-spec version of polished cup & cone to maintain smoother rotation.

Rotation Performance ★★★★★
 Weight Lightness ★★★★★
 Maintainability ★★★★★
 TOURING-LITE ...P.15
 PRIME SYLVAN ...P.20

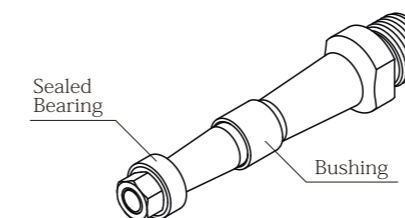
CUP&CONE BEARINGS



The simple structure features high durability and easy maintainability.

Rotation Performance ★★★★★
 Weight Lightness ★★★★★
 Maintainability ★★★★★
 PROMENADE ...P.14
 SYLVAN ...P.21
 etc...

SEALED & BUSHING BEARINGS



To keep lightness & compactness, the system has outboard sealed bearing and inboard bushing.

Rotation Performance ★★★
 Weight Lightness ★★★★★
 Maintainability ★★★
 Compact ...P.15
 CYGMA ...P.15
 US-S ...P.18

TOE(or HALF-QUARTER)CLIP recommended

1/2 inch diameter thread available

KEIRIN approved product

※All the indicated pedal [Weight] are of a pair



Renovation towards
the NEXT stage
with
tradition of 40 years
heritage



SYLVAN STREAM NEXT / Ezy Superior
SYLVAN TRACK NEXT / Ezy Superior
SYLVAN ROAD NEXT / Ezy Superior
SYLVAN TOURING NEXT / Ezy Superior

SYLVAN NEXT

- Getting next stage of improvement of SYLVAN series pedals, which is our most popular pedal since its release in 1979.
- High-specification model of SYLVAN series = [NEXT], altered bearing system from current cup & cone to triple cartridge bearings which leads to smooth rotation and infrequent maintenance.
- Smooth and low drag bearing may reduce exhaustion and improve pedalling efficiency. Thus, especially suitable for long distance touring.


- Weight reduction compare with SYLVAN pedals, and lower stack height make power transfer efficiently.
- To keep stepping feel same, the dimension and design of step plates are inherited.
- Mirror finished body and chrome-plated step plates brings top quality image.
- In case of damaged, the step plates are replaceable thanks to screw fastening.

SYLVAN TOURING NEXT

Body	Step Area	Weight	Color
Alloy	Double Sided	338g	Silver



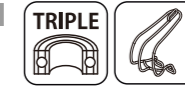
■ Highest grade double stepped flat pedal. Wide step & smooth, low drag bearing may reduce exhaustion and improve pedaling efficiency. Thus, especially suitable for long distance touring, or recommended for high quality urban cycling.



Recommendation				
ROAD/TRACK	TOURING	OFF ROAD	FOLDING	CITY
	○		○ (Ezy)	○

SYLVAN ROAD NEXT

Body	Step Area	Weight	Color
Alloy	Single Sided	330g	Silver



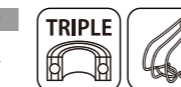
■ Highest grade quill pedal. Quill type cage plate allows pedaling with wide shoes when clips attached. Suitable for long distance touring, or recommended for classical steel bike.



Recommendation				
ROAD/TRACK	TOURING	OFF ROAD	FOLDING	CITY
○	○		○ (Ezy)	○

SYLVAN TRACK NEXT

Body	Step Area	Weight	Color
Alloy	Single Sided	318g	Silver



■ Highest grade track pedal. The short spanned cage plates avoid hard contact against the road, so is suitable for both street cruising and track racing especially when attached onto fixed sprocket bicycle.



Recommendation				
ROAD/TRACK	TOURING	OFF ROAD	FOLDING	CITY
○			○ (Ezy)	○

SYLVAN STREAM NEXT **NEW**

Body	Step Area	Weight	Color
Alloy	Double Sided	318g	Silver



■ Highest grade compact & double stepped flat pedals. Suitable for long distance touring and city ride, or recommended for high quality urban cycling.



Recommendation				
ROAD/TRACK	TOURING	OFF ROAD	FOLDING	CITY
	○		○ (Ezy)	○

Ezy Superior

■ EzySuperior, an easy detachable pedal system without using any specific tool, are introduced into SYLVAN range pedal.

■ Convenient for Rinko: packing and carrying bicycle for train travel, or carrying on-board. Easily interchangeable between another EzySuperior system pedal depends on your specific usage.

SYLVAN TOURING NEXT Ezy Superior



Weight
390g

SYLVAN ROAD NEXT Ezy Superior



Weight
384g

SYLVAN TRACK NEXT Ezy Superior



Weight
373g

SYLVAN STREAM NEXT Ezy Superior



Weight
373g

Detach & Attach
Simply & Rapidly !

EzySuperior / Ezy

Ezy shift in your life



For space-saving storage or on-board

Easy detachable pedals are best suitable devices for folding bicycles when you store or carry on vehicle.



For Rinko

Rinko : packing and carrying bikes for train travel
The most suitable device for Rinko.
Ezy/EzySuperior pedals will contribute safety bike carrying since the pedals won't protrude from bike bag. No specific tool required to use or carry with for attachment/detachment of pedals.



Different pedals for different situation

Easy to change into various pedals up to your purpose, e.g. TOURING-LITE for daily urban ride and US-L for long range touring at weekend.

PEDAL SPANNER

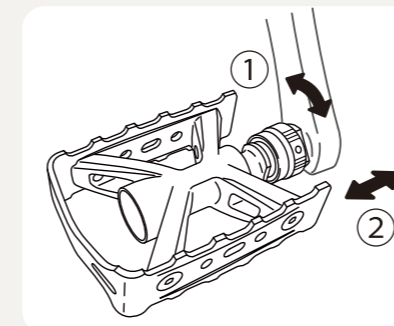
■Ezy Superior & Ezy series pedals require thin spanner to install the adapter. We recommend this dedicated compact spanner even though 3.2 mm thickness 15 mm spanners on market are also available.

- Steel CP
- Length 165mm
- Thickness 3.2mm
- Weight 75g



Ezy Superior →P8,9

※No compatibility between Ezy Superior and Ezy.



*automatic return mechanism. Pat.

- ①Twist the sleeve till the white mark meets the stopper pin,then slide the cap toward crankarm and hold sleeve at that position.
- ②Insert the spindle into adapter opening and push till clicks into proper position,then release your fingers.
- ③If you cannot feel the click,the pedal are still unlocked.In the case,push the pedal toward the crankarm tightly till you may feel clicking.

Following items are available as [One Side Ezy Superior/Ezy]

the most suitable pedals for folding bicycle.
Please ask your nearest retail shop.



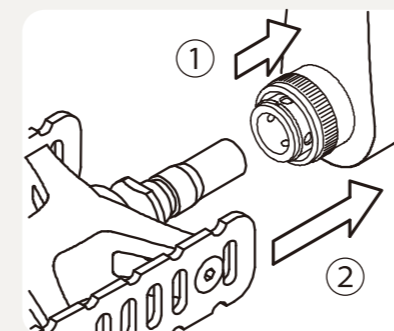
Ezy Superior adapter set
(adapter×2 , crank spacer×2)

One Side Ezy Superior

SYLVAN TOURING NEXT
TOURING-LITE

Ezy →P10,11

※No compatibility between Ezy Superior and Ezy.



- ①Slide the sleeve toward crankarm, and hold the sleeve at the position.
- ②Insert the pedal spindle into adapter opening and release your fingers from the adapter.
- ③Push the pedal toward the crankarm again until it clicks into proper position. If you cannot feel the click,the pedal are still unlocked.
- ④Fit Ezy stopper into the position between crankarm and Ezy adapter sleeve.



Ezy adapter set
(adapter×2 , stopper×2 , crank spacer×2)

Ezy stopper
(stopper×2)

CAUTION

The stopper must be fitted. If it could not be fitted, the pedal attachment is incomplete. Without the stopper,the adapter would be broken, or the pedal may fall off and will result in serious injury.

One Side Ezy

UX-D
PROMENADE
CYGMA
Compact

Ezy Superior

*No compatibility between Ezy Superior and Ezy.

ALLWAYS Ezy Superior



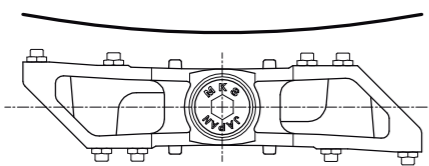
Body	Step Area	Weight	Color
Alloy	Double Sided	434g	Silver / Black

Named after its intended feature, any road at all the time.

Grip pins on the step are consist of body lugs and stainless steel bolts, large diameter and low profile pin avoid serious damage of shoe sole, at the same time provide fine grip.

Triple sealed bearing system provides highly-smooth rotation which enables comfortable & efficient pedaling.

Stylish appearance with shot blasted finish.



To fit shoe sole curve, pedal profile has concaved shape, which brings stable foot position & fine grip.



Recommendation

ROAD / TRACK	TOURING	OFF ROAD	FOLDING (EzyS)	CITY
	○	○	○	○

US-L Ezy Superior



KEO cleat compatible
(Only 0° and 4.5° float cleat)

Body	Step Area	Weight	Color
Reinforced Plastics	Single Sided Clipless	350g	Black

With its unique Split Binding System (Pat.P) the pedal provides proper holding of cleats, yet requires minimum release force and angle of twisting your heel.

Recommended for long range pedaling such as TOURING or LONGRIDE because the Split Binding System helps tired riders with its low stress stepping out character to provide easy releasing, when they finished pedaling after a long run.

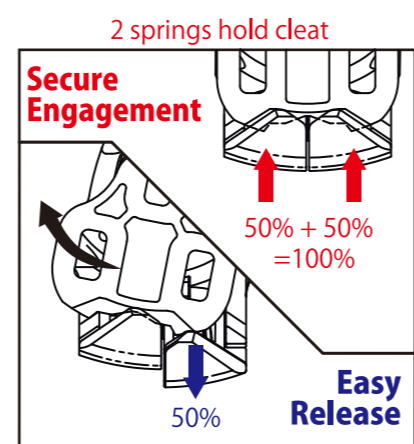
Appropriate for clipless pedal beginners, female riders and person with inflexible heel.

3 stage adjustable spring tension.

Highly-smooth rotation.

MKS original US-L Cleat set (3-holes).

※[KEO] is registered trademark of LOOK Cycle International
※No compatibility between KEO GRIP cleats.



Cleat : MKS US-L

Urban Step-in A Ezy Superior



Body	Step Area	Weight	Color
Alloy	Clipless & Platform	461g	Silver / Black

Reversible model with clipless side and flat side. You don't need to wear dedicated cycling shoes while prowling on the street.

Since center of flat side is concaved, it is easy to pedal with clipless shoes even in situation of crowded street.

Adjustable spring tension.

Highly-smooth rotation.

MKS original US-A Cleat set (2-holes).



Cleat : MKS US-A



TOURING-LITE Ezy Superior



Body	Step Area	Weight	Color
Alloy	Double Sided	380g	Satin Silver / Black

Highly smooth rotation model with polished cup&cone, and high precision bearing balls.

Double sided flat pedal for easy pedaling with light&smooth rotation.

Suitable for entry users of road bicycle or trekking/cross bicycle.

Sharp edged cage plates provide fine grip.



Urban Platform Ezy Superior



Body	Step Area	Weight	Color
Alloy	Single Sided	368g	Silver / Black

One of our most popular model with classic design and styling.

Highly-smooth rotation.

Large flip lip helps pedal turning over and catching the step side easily.

Suitable for Touring bicycle.



LAMBDA Ezy Superior



Body	Step Area	Weight	Color
Alloy	Double Sided	487g	Silver / Black



Features fore-and-aftly enlarged step & dimple-like grip pattern.

Large and grippy double stepped pedal which makes your riding easy and comfortable.

Suitable for MTB or Fat bike.

ESPRIT Ezy Superior



Body	Step Area	Weight	Color
Alloy	Double Sided	414g	Titan

One of our basic item, casual flat pedal.

Sharp edged cage plate provides fine grip.



Ezy

*No compatibility between Ezy Superior and Ezy.

UX-D Ezy **NEW**



Body	Step Area	Weight	Color
Plastics PP	Double Sided	300g	Black

■U(user) X(experience) D(detachable)
Positioned as entry model because its relatively low cost makes easy to get for trying how useful it is.

■Sporty plastic pedal.
Recommended for folding bicycles.

UX-D One Side Ezy

Body	Step Area	Weight	Color
Plastics PP	Double Sided	275g	Black

■For some folding bicycle, you can order assymmetric configuration type.



Ezy for Left
&
Standard spindle for Right

US-S Ezy

Body	Step Area	Weight	Color
Alloy	Double Sided Clipless	498g	Silver

■With its unique Split Binding System (Pat.P) the pedal provide proper holding of cleats, yet requires minimum release force and angle of twisting your heel.

■Recommended for long range pedaling such as TOURING or ENDURANCE, TRAIL, CROSS COUNTRY because the Split Binding System helps tired riders with its low stress stepping out character to provide easy releasing, when they finished pedaling after a long run.

■Appropriate for clipless pedal beginners, female riders and person with inflexible heel



■MKS original US-S Cleat set (2-holes).

■Double sided bindings and cleat guides of heel side help easy pedal-catching and stress-free stepping in.

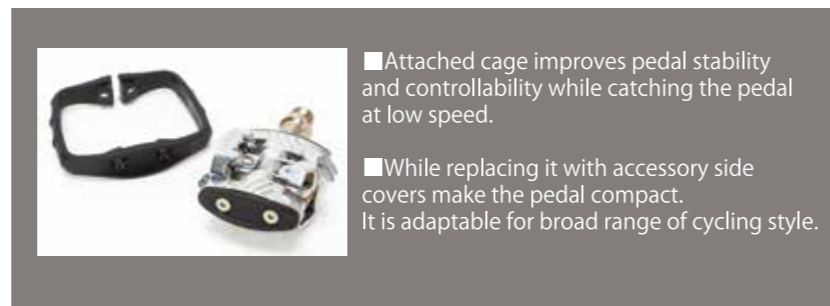
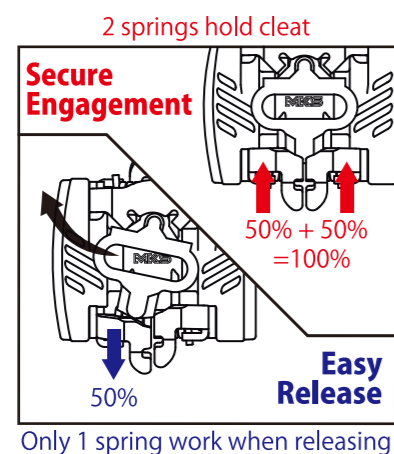
■Large contact area between shoe sole and pedal provides stable and efficient pedaling.

■The spring tension is adjustable with accessory 3mm hex.wrench.

SPD cleat compatible
(Recommended SM-S151)



Cleat : MKS US-S



■Attached cage improves pedal stability and controllability while catching the pedal at low speed.

■While replacing it with accessory side covers make the pedal compact. It is adaptable for broad range of cycling style.

Recommendation

ROAD / TRACK	TOURING	OFF ROAD	FOLDING	CITY
	○	○	○ (Ezy)	

※[SPD] is registered trademark of SHIMANO INC.

Compact Ezy



Body	Step Area	Weight	Color
Alloy extruded CNC	Double Sided	302g	Gray Black

■Compact & Light weight body.

■Double sided flat pedal makes it easy to catch and pedal.

■Extruded alloy body , CNC machined.



CYGMA Ezy



Body	Step Area	Weight	Color
Alloy	Double Sided	316g	Silver

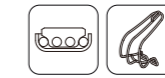
■Compact & Light weight body.

■Double sided flat pedal makes it easy to catch and pedal.

■Toe clip and reflectors are available.



MT-E Ezy



Body	Step Area	Weight	Color
Alloy	Single Sided	370g	Silver Black

■Toe clip recommended pedal.



PROMENADE Ezy



Body	Step Area	Weight	Color
Alloy	Double Sided	351g	Titan Black

■Double sided flat pedal for easy pedaling with light & smooth rotation.

■Suitable for entry users of road bicycle or trekking / cross bicycle.



UB-LITE Ezy



Body	Step Area	Weight	Color
Alloy	Double Sided	364g	Silver Black

■A variation of PROMENADE model with one-piece cage. Wider than PROMENADE, and its double sided cage make it easy to catch and pedal.

■U shaped cage plate protects pedal body while falling down.



AR-2 Ezy



Body	Step Area	Weight	Color
Alloy	Single Sided	340g	Silver Black

■Toe clip recommended pedal.

■One piece light alloy body.

■Asymmetric plan view cage to fit human foot profile.



XP Ezy



Body	Step Area	Weight	Color
Plastics PP	Double Sided	330g	Black


■Ezy series pedal made of plastics.

■Features double sided steps with reflectors built-in.

■Suitable for comfort & city ride



TRACK/KEIRIN



The only manufacturer of Professional KEIRIN track athlete's pedals. KEIRIN athletes can only use NJS-approved parts for their racing in Japan. The NJS approval is one of most strict standard for track bicycle racing, which was established by Public Interest Incorporated Association [JKA], the conductor of KEIRIN. For these days, the only manufacturer which can supply NJS pedas is MKS. We support all of KEIRIN athletes, more than 2,000 racers.

ROAD&SPORTS



SUPREME



Body	Step Area	Weight	Color
High Polished Alloy	Single Sided	294g	Silver Black

- Fullpolished body mirror finished body that is distinct to MKS pedals.
- Highly recommendable for Keirin style track racing, but also suitable for classic style road racing



Silver(Chrome plated)

RX-1



Body	Step Area	Weight	Color
High Polished Alloy	Single Sided	281g	Black

- Fullpolished body mirror finished body that is distinct to MKS pedals.
- Highly recommendable for Keirin style track racing, but also suitable for classic style road racing.



ROYAL NUEVO



Body	Step Area	Weight	Color
High Polished Alloy	Single Sided	297g	Satin Silver

- Highly smooth rotation model with polished Cup&Cone, and high precision bearing balls.
- Highly recommendable for Keirin style track racing, but also suitable for classic style road racing.



EXA



Body	Step Area	Weight	Color
High Polished Alloy	Single Sided	335g	Satin Silver

- With its fully fixing device, this model provides highest pedaling efficiency. Having been pedaled in favor by a lot of track racing athletes.

- Step in pedal with toe clip and strap. To use a standard 3-holes shoes. (w/cleat MC-1)



- To release the shoe, the lever should be operated by reached hand. Do not use out side racing track, since its operation on the road is very difficult and dangerous.

FINEST SEALED BEARINGS

NJS Pedals with the FINEST SEALED BEARINGS are hand assembled and adjusted each by each. We set combinations of 0.03 mm to 0.2mm class ultra-thin shims to keep best adjustment without any play to assure the most smooth pedaling quality.



ALLWAYS



Body	Step Area	Weight	Color
Alloy	Double Sided	381g	Silver Black

- Named after its intended feature, any road at all the time.

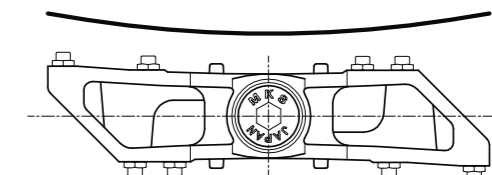
- Grip pins on the step are consist of body lugs and stainless steel bolts, large diameter and low profile pin avoid serious damage of shoe sole, at the same time provide fine grip.

- Triple sealed bearing system provides highly-smooth rotation which enables comfortable & efficient pedaling.

- Stylish appearance with shot blasted finish.



NEW



- To fit shoe sole curve, pedal profile has concaved shape, which brings stable foot position & fine grip.

LAMBDA



Body	Step Area	Weight	Color
Alloy	Double Sided	420g	Silver Black

- Features fore-and-aftly enlarged step & dimple-like grip pattern.

- Large and grippy double stepped pedal which makes your riding easy and comfortable.

- Suitable for MTB or Fat bike.



ROAD&SPORTS

ROAD&SPORTS



FLAT PEDALS

CT-LITE



Body	Step Area	Weight	Color
Alloy	Double Sided	335g	Silver Black

- One of our basic item , casual flat pedal.
- One piece alloy body.
- Suitable for entry users of road bicycle or trekking / cross bicycle.



IC-LITE



Body	Step Area	Weight	Color
Alloy	Double Sided	343g	Silver Black

- One of our basic item , casual flat pedal.
- One piece alloy body.
- Suitable for entry users of road bicycle or trekking / cross bicycle.
- Reflectors built-in model




PROMENADE



Body	Step Area	Weight	Color
Alloy	Double Sided	303g	Titan Black

- Double sided flat pedal for easy pedaling with light & smooth rotation.
- Suitable for entry users of road bicycle or trekking/cross bicycle.

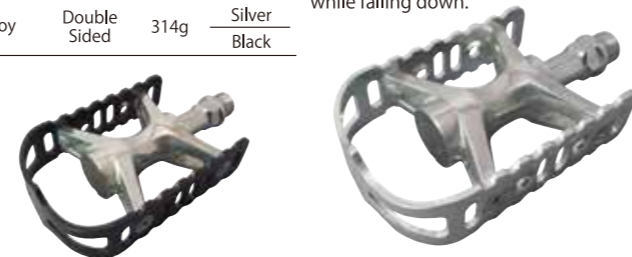


UB-LITE



Body	Step Area	Weight	Color
Alloy	Double Sided	314g	Silver Black

- A variation of PROMENADE model with one-piece cage. Wider than PROMENADE, and its double sided cage make it easy to catch and pedal.
- U shaped cage plate protects pedal body while falling down.



TOURING-LITE



Body	Step Area	Weight	Color
Alloy	Double Sided	320g	Satin Silver Black

- Highly smooth rotation model with polished cup&cone, and high precision bearing balls.
- Double sided flat pedal for easy pedaling with light&smooth rotation.
- Suitable for entry users of road bicycle or trekking/cross bicycle.
- Sharp edged cage provides fine grip.



TOURING-LITE Short



Weight	Color
312g	Satin Silver Black

- With narrower and lighter [short] cage plates which has larger clearance between road surface while banking.




CYGMA



Body	Step Area	Weight	Color
Alloy	Double Sided	240g	Silver

- Compact & Light weight body.
- Double sided flat pedal makes it easy to catch and pedal.
- Toe clip and reflectors are available.



Compact



Body	Step Area	Weight	Color
Alloy extruded CNC	Double Sided	233g	Gray Black

- Compact & Light weight body.
- Double sided flat pedal makes it easy to catch and pedal.
- Extruded alloy body , CNC machined.



ESPRIT



Body	Step Area	Weight	Color
Alloy	Double Sided	352g	Titan

- One of our basic item , casual flat pedal.



RMX



Body	Step Area	Weight	Color
Alloy	Double Sided	384g	Cosmic Silver

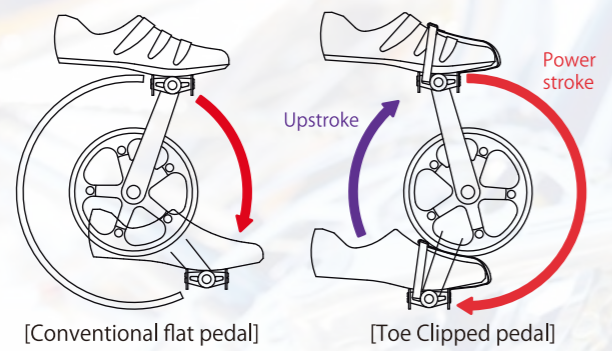
- One piece alloy body



ROAD&SPORTS

[Toe Clipped Pedals]

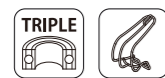
1. May be ridden casually without dedicated cycling shoes, and easy to pedal efficiently.
2. By a combination of clip & strap, make upstroke easy, and help smooth pedaling.
3. Prevent slip on the step and enable to catch stable foot position easily.
4. Expand power stroke, compare with conventional flat pedal.



ROAD&SPORTS



Urban Platform



Body	Step Area	Weight	Color
Alloy	Single Sided	310g	Silver Black

- One of our most popular model with classic design and styling.
- Highly-smooth rotation.
- Large flip lip helps pedal turning over and catching the step side easily.
- Suitable for Touring users.



MT-E



Body	Step Area	Weight	Color
Alloy	Single Sided	323g	Silver Black

- Toe clip recommended



GR-10



Body	Step Area	Weight	Color
Alloy	Single Sided	340g	Silver Black

- Wide platform type pedal.
- Platform style pedal with wide shoe contact area reduces sole stress and suitable for long-ride.



GR-9



Body	Step Area	Weight	Color
Alloy	Single Sided	299g	Silver Black

- Compact platform type pedal.
- Basic model of our toe clip pedals. Recommended for touring or city cruise.



AR-2



Body	Step Area	Weight	Color
Alloy	Single Sided	293g	Silver Black

- One piece light alloy body.
- Asymmetric plan view cage to fit human foot profile.



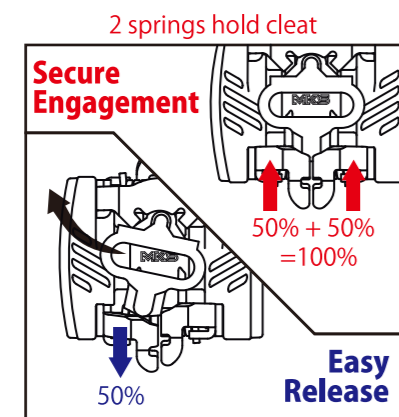
ROAD&SPORTS

ROAD&SPORTS



US-S

Body	Step Area	Weight	Color
Alloy	Double Sided Clipless	433g	Silver



Only 1 spring work when releasing

- With its unique Split Binding System (Pat.P) the pedal provide proper holding of cleats, yet requires minimum release force and angle of twisting your heel.
- Recommended for long range pedaling such as TOURING or ENDURANCE, TRAIL, CROSS COUNTRY because the Split Binding System helps tired riders with its low stress stepping out character to provide easy releasing, when they finished pedaling after a long run.
- Appropriate for clipless pedal beginners, female riders and person with inflexible heel



SPD cleat compatible
(Recommended SM-SH51)



Cleat : MKS US-S

- MKS original US-S Cleat set (2-holes).
- Double sided bindings and cleat guides of heel side help easy pedal-catching and stress-free stepping in.
- Large contact area between shoe sole and pedal provides stable and efficient pedaling.
- The spring tension is adjustable with accessory 3mm hex.wrench.

※[SPD] is registered trademark of SHIMANO INC.



- Attached cage improves pedal stability and controllability while catching the pedal at low speed.
- While replacing it with accessory side covers make the pedal compact. It is adaptable for broad range of cycling style.

Recommendation

ROAD / TRACK	TOURING	OFF ROAD	FOLDING (Ezy)	CITY
	○	○	○	

US-L

TRIPLE KEO cleat compatible
(Only 0° and 4.5° float cleat)

Body	Step Area	Weight	Color
Reinforced Plastics	Single Sided Clipless	290g	Black

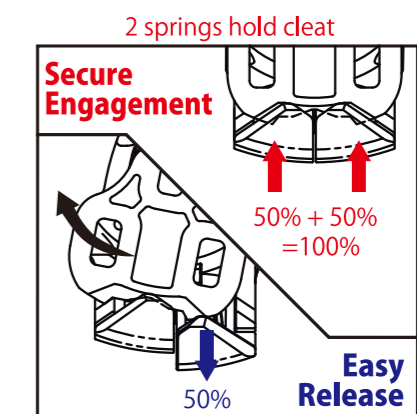
- With its unique Split Bindings System (Pat.P) the pedal provides proper holding of cleats, yet requires minimum release force and angle of twisting your heel.

- Recommended for long range pedaling such as TOURING or LONGRIDE because the Split Binding System helps tired riders with its low stress stepping out character to provide easy releasing, when they finished pedaling after long run.

※[KEO] is registered trademark of LOOK Cycle International
※No compatibility between KEO GRIP cleats



Cleat : MKS US-L



Only 1 spring work when releasing

- Appropriate for clipless pedal beginners, female riders and person with inflexible heel.
- 3 stage adjustable spring tension
- Highly-smooth rotation
- MKS original US-L Cleat set (3-holes)

Urban Step-in A

TRIPLE

Body	Step Area	Weight	Color
Alloy	Clipless & Platform	406g	Silver / Black

- Reversible model with clipless side and flat side. You don't need to wear dedicated cycling shoes while prowling on the street.
- Since center of flat side is concaved, it is easy to pedal with clipless shoes even in situation of crowded street.
- Adjustable spring tension.
- Highly-smooth rotation.
- MKS original US-A Cleat set (2-holes).



Cleat : MKS US-A

ROAD&SPORTS

ROAD&SPORTS



[SYLVAN Pedals]

■ MKS' longtime seller items with nearly 40 years history since first released. Because of its evergreen design and durability, you may cherish for more than a decade. Best fitting for steel framed bicycle.

[PRIME SYLVAN Pedals]

■ Highly smooth rotation items with polished cup & cone, and high precision bearing balls. Not only inside, but also the body outer is mirror-like polished.

PRIME SYLVAN Pedals
Production will be finished on Dec.2018

PRIME SYLVAN ROAD




Body	Step Area	Weight	Color
High Polished Alloy	Single Sided	360g	Silver
			Titan
			Copper

■ Highly smooth rotation model with polished cup & cone, and high precision bearing balls.

■ Quill type cage plate allows pedaling with wide shoes when clips attached.

■ The quill area also work as pedal cap & body protector when slanted toward the ground.



Silver

Titan

Copper


PRIME SYLVAN TRACK



Body	Step Area	Weight	Color
High Polished Alloy	Single Sided	343g	Silver
			Titan
			Copper

■ Highly smooth rotation model with polished cup & cone, and high precision bearing balls.

■ The short spanned cage plates avoid hard contact against the road, so is suitable for both street cruising and track racing especially when attached onto fixed sprocket bicycle.



Silver

Titan

Copper

PRIME SYLVAN TOURING



Body	Step Area	Weight	Color
High Polished Alloy	Double Sided	391g	Silver
			Titan
			Copper

■ Highly smooth rotation model with polished cup & cone, and high precision bearing balls.

■ The wide spanned cage plates tolerate various shoe position and prevent foot tiredness, so ideal for long ranged touring.



Silver

Titan

Copper

■ Basically double sided, but also available to attach clips to get rid of slipping and to provide stable & comfort pedaling.


SYLVAN ROAD



Body	Step Area	Weight	Color
Alloy	Single Sided	360g	Silver
			Black

■ Quill type cage plate allows pedaling with wide shoes when clips attached.

■ The quill area also work as pedal cap & body protector when slanted toward the ground.



SYLVAN TRACK

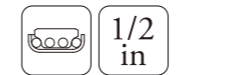


Body	Step Area	Weight	Color
Alloy	Single Sided	343g	Silver
			Black

■ The short spanned cage plates avoid hard contact against the road, so is suitable for both street cruising and track racing especially when attached onto fixed sprocket bicycle.



SYLVAN TOURING




Body	Step Area	Weight	Color
Alloy	Double Sided	391g	Silver
			Black

■ The wide spanned cage plates tolerate various shoe position and prevent foot tiredness, so ideal for long ranged touring.

■ Basically double sided, but also available to attach clips to get rid of slipping and to provide stable & comfort pedaling.




SYLVAN STREAM



Body	Step Area	Weight	Color
Alloy	Double Sided	343g	Silver
			Black

■ A compact double sided pedal with grippy cage plates.

■ Recommended for easy riding on trekking bicycles.



MTB/BMX

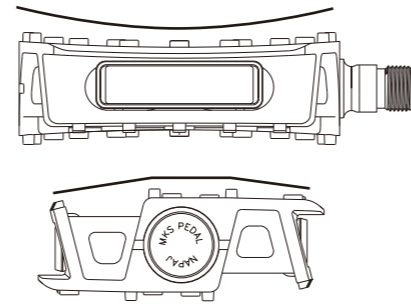
GRAFIGHT-XX **NEW**



1/2 in ※other colors will be released in end of 2018

Body	Step Area	Weight	Color
Reinforced Plastics	Double Sided	440g	Black

- Durable thanks to grass fiber reinforced plastic.
- A better dust-proof and water-sealing property by labyrinth dust seal.
- Smooth and durable rotation property of Cup & Cone bearing. Simple construction which makes easy to maintain.
- Totally 21 protrusions of three different shape brings shoe stability and better grip.
- 1/2 inch spindle version is also available



■ A combined shape of step area slightly concaved from forward view, and slightly convex from side view improved foot hold.

■ Not only for BMX or MTB, addition of reflector supports street ride after dark, so with its wide step property, this pedal may be best available for E-BIKE.

Recommendation

ROAD/TRACK	TOURING	OFF ROAD	FOLDING	CITY
	○	○	○	○

and E-BIKE

BM-7



1/2 in

Body	Step Area	Weight	Color
Alloy	Double Sided	366g	Silver
			Gold
			Black
			Blue
			Copper
			Red

- Reproduction of extremely popular item of 70's American brand bicycles.
- Recommended for BMX and MTB.
- 1/2 inch spindle version is also available, suitable for beach cruiser and old school BMX.



MT-LITE



Body	Step Area	Weight	Color
Alloy	Double Sided	439g	Silver
			Black

- High strength pedal with steel cage plates attached.
- Extremely good holding double-sided MTB pedal.



MT-LUX COMPE



Body	Step Area	Weight	Color
Alloy	Single Sided	305g	Titan

- One of our standard MTB pedal.



MT-FT



Body	Step Area	Weight	Color
Plastics PP	Double Sided	259g	Black

- Light-weight plastics bodied off-road pedal with reflectors.



FOLDING

FD-7



Body	Step Area	Weight	Color
Alloy	Double Sided	487g	Silver
			Black

- Single action folding pedal of easy & rapid handling, only pushing the button to fold the cage.
- Appropriate combination with small-wheeled folding bikes or "RINKO" (carry in bicycling) trip.
- Durable pedal thanks to it's light alloy body and original mechanism.



FD-5



Body	Step Area	Weight	Color
Plastics PA	Double Sided	390g	Brown
			Gray

- Light-weight folding pedal made of plastics.
- To fold, pull the lever up, then slide and fold the cage.
- Appropriate combination with small-wheeled folding bikes or "RINKO" (carry in bicycling) trip.



TRADITIONAL

3000S



Body	Step Area	Weight	Color
Steel/Rubber	Double Sided	722g	Black

- One of MKS' traditional styled rubber pedal, provided more than half a century without drastic modifications.
- Good for beach cruiser and old school BMX. 1/2 inch spindle version is also available.



3000R



Body	Step Area	Weight	Color
Steel/Rubber	Double Sided	722g	Black

- Reflectors built-in model
- Good for beach cruiser and old school BMX. 1/2 inch spindle version is also available.



LEISURE

RUNBER-X

Body	Step Area	Weight	Color
Plastics PP	Double Sided	312g	Gray / Black

- Best for Unicycle.
- Elastomer protector
- Without reflector.



PB-50

Body	Step Area	Weight	Color
Plastics PP	Double Sided	386g	White

- Best for Unicycle
- Reflectors built-in



G-6000



1/2 in

Body	Step Area	Weight	Color
Plastics PP	Double Sided	386g	Black

- Reflectors built-in



PARTS & ACCESSORIES

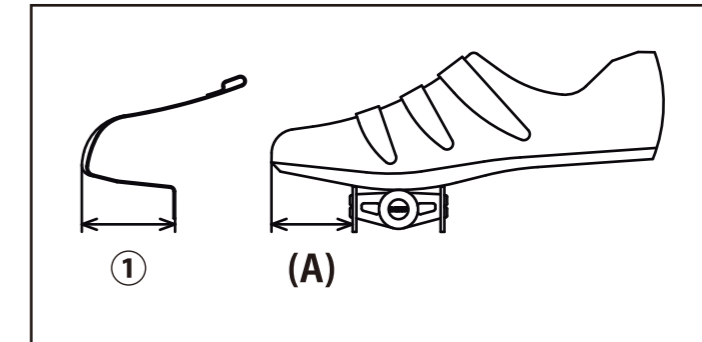
How to select proper sized Toe Clip

It is difficult to select proper sized toe clip only based on the shoe size, Because their various width and instep-height even though the shoe length is same. So please confirm [SIZE TABLE OF TOE CLIP] on page 29.

- Fit your foot onto the pedal naturally with wearing your shoe as shown right, And measure out the distance between toe tip and front step plate(A). (It is generally accepted that the ball of your foot will locate just above the spindle when your shoe position is appropriate)
- The nearest ① figure on the table suggests proper sized clip for you.

Our standard clips height (⑤ on the table) are designed based on bicycle racing shoes. If you aim to ride with thick sole shoes, our recommendation is TOE CLIP DEEP, HALF CLIP DEEP and CAGE CLIP series, which has high instep plate.

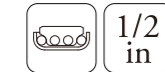
TOE STRAPS & CLIPS



※ It is available to download the clip size table and actual size drawings of toe clips from our homepage.

COMFORT

PB-370



1/2 in

Body	Step Area	Weight	Color
Plastics PP	Double Sided	330g	Black

- Reflectors built-in.



PB-390



Body	Step Area	Weight	Color
Plastics PP	Double Sided	377g	Black

- With non-slip sheet.
- Reflectors built-in.



FIT-α SPORTS



- Made of suede
- Stainless buckle
- Color : Black
- Size : 412×25mm/12.5mm



FIT-α SPORTS 2-buckle



- Made of suede
- Stainless buckle
- Color : Black
- Size : 412×53mm/12.5mm



FIT-α SPIRITS

- Made of genuine leather
- Stainless buckle
- Color : Black, Brown, White
- Size : 400×12.5mm



FIT-α SPIRITS 2-buckle

- Made of genuine leather
- Stainless buckle
- Color : Black
- Size : 400×40.5mm/12.5mm




PB-430



Body	Step Area	Weight	Color
Plastics PP	Double Sided	311g	White

- Reflectors built-in.



XP



Body	Step Area	Weight	Color
Plastics PP	Double Sided	283g	Black

- Features double sided steps with reflectors built-in.
- Suitable for comfort & city ride.



FIT-α FIRST

- Made of nylon
- Stainless buckle
- Color : Black, Gray, Yellow, Pink, Green
- Size : 420×13mm



PARTS & ACCESSORIES



TOE CLIP STEEL



- Made of steel
- Size : S·S·M·L·LL
- High rigid material features bent-resist property.



TOE CLIP STEEL w/leather

- Made of steel
- Size : S·M·L
- High rigid material features bent-resist property.
- To protect toe tip of your favorite shoes, this items have classical toe side leather cover.



※Not NJS approved

TOE CLIP ALLOY



- Made of extra super duralumin
- Size : S·M·L
- Light, stiff and rust free product thanks to the material property.



TOE CLIP ALLOY w/leather

- Made of extra super duralumin
- Size : S·M·L
- Light, stiff and rust free product thanks to the material property.
- To protect toe tip of your favorite shoes, this items have classical toe side leather cover.



※Not NJS approved

TOE CLIP STEEL DEEP

- Made of steel
- Size : M·L·LL
- Appropriate to thick sole shoe. To fit onto conventional shoes such as sneaker, the instep proportion is higher than standard toe clip suitable for bicycle racing shoes.
- For touring, trekking or urban cruising.



TOE CLIP STEEL DEEP w/leather

- Made of steel
- Size : M·L·LL
- To protect toe tip of your favorite shoes, this items have classical toe side leather cover.



PARTS & ACCESSORIES

TOE CLIP STEEL DEEP TWIN

- Made of steel
- Size : M·L·LL
- Dedicated toe clip for double buckled toe strap. Each of the branched strap to be mounted through twin strap loop.



※Not NJS approved

TOE CLIP ADJUSTABLE



- Made of steel
- NJS approved size-adjustable toe clip. With its sliding toe-parts and strap loop, this model may suit to various size of shoes.



[HALF CLIP]

1. Could be attached without strap.
2. Recommended for the person who's riding style requires no hard upstroke pedaling.
3. Suitable for frequent stepping on & off cycling such as pedaling at crowded traffic area.
4. Provides efficient pedaling because it helps to find and catch proper foot position instantly.



HALF CLIP

- Made of steel
- Size : Free



HALF CLIP w/leather

- Made of steel
- Size : Free
- To protect toe tip of your favorite shoes, this items have classical toe side leather cover.



HALF CLIP DEEP

- Made of steel
- Size : Free



HALF CLIP DEEP w/leather

- Made of steel
- Size : Free
- To protect toe tip of your favorite shoes, this items have classical toe side leather cover.



PARTS & ACCESSORIES


CAGE CLIP

- Made of Stainless
- Size : S • M • L

■ Comparing with existing clips, the CAGE CLIP, made of stainless steel wire, is rust-free and easy to clean up. It has round section shape and has no sharp edge, so you can avoid toe damage of your shoes.

■ It may fit easily on to your daily bicycle or touring bicycle with light looking.

■ CAGE CLIP: to be installed with toe strap.
 CAGE CLIP HALF: covers your instep without the strap.
 CAGE CLIP QUARTER: fits on your tiptoe with easy access.



CAGE CLIP HALF



- Made of Stainless
- Size : M • L

CAGE CLIP QUARTER



- Made of Stainless
- Size : M • L

QUARTER CLIP

- Made of steel
- Resin coating
- Size : free
- Color : Black , Gray

■ Without straps, this device makes easy to fit your sole proper position and to make your pedaling more efficient.

■ Shorter clip area makes accessing easy on to pedal step.

■ Plastic coating prevents scratching your shoes, so is suitable for commuting and urban-riding

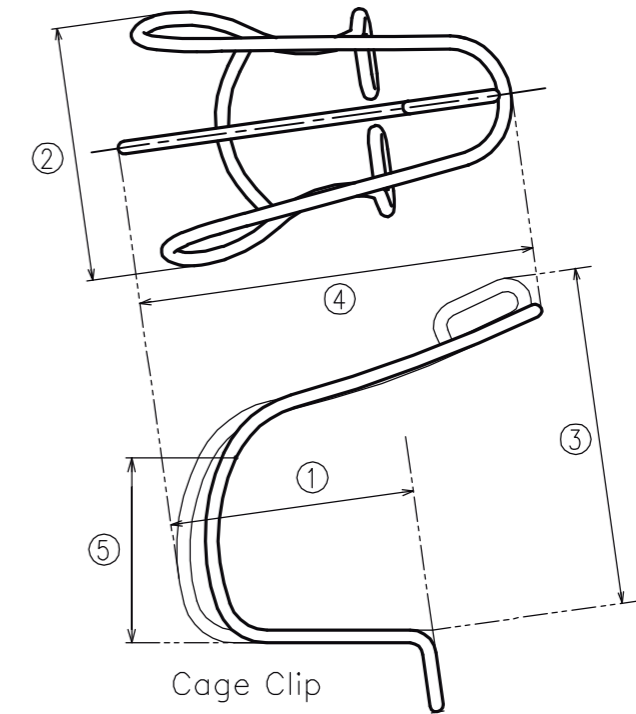
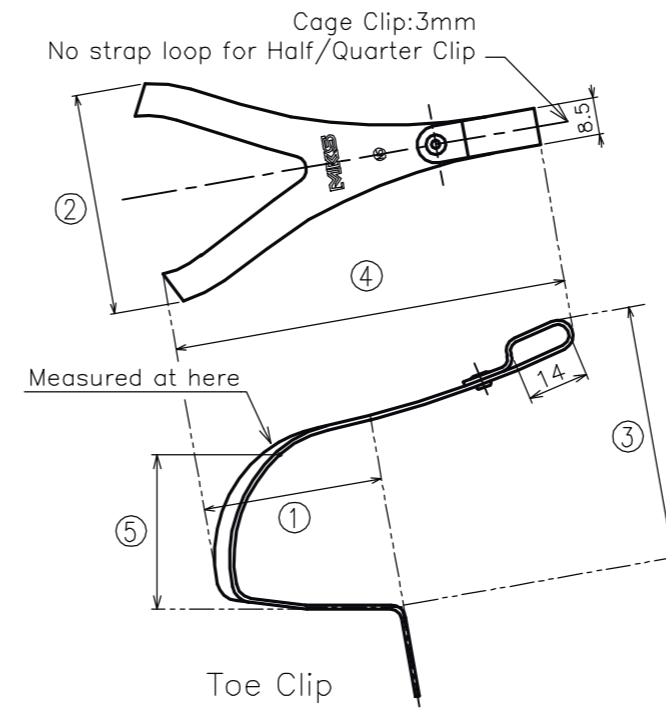


MT-250

- Made of nylon
- Plastic toe clip for MTB.
- Size : M • L
- Made from light and bent-resist material. Wide upper area holds and covers your shoe upper part.

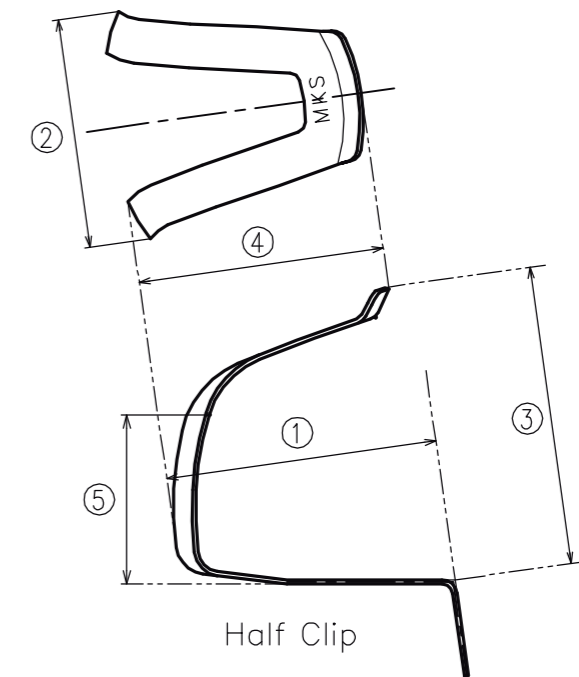


SIZE TABLE OF TOE CLIP



measured figures (unit : mm)

Toe Clip Steel (Cr plated)					
size	①	②	③	④	⑤
SS	41	51	58	90	31
S	46	51	61	94	31
M	51	51	70	104	37
L	62	51	72	110	37
LL	72	51	80	125	37
Toe Clip Alloy					
S	46	51	61	94	31
M	51	51	70	104	37
L	62	51	72	110	37
Toe Clip Steel Deep (Cr plated)					
M	51	51	74	95	42
L	62	51	78	103	42
LL	72	51	82	114	42
Toe Clip Adjustable (steel—Cr plated)					
S~L	46~62	51	61~72	94~110	
Half Clip (steel—Cr plated)					
L	60	58	61	70	28
Half Clip Deep (steel—Cr plated)					
L	60	58	76	53	42
Quarter Clip (steel—Cr plated/resin coated)					
L	63.7	58	64.2	26.4	40
Cage Clip (stainless steel)					
S	44.8	58	77.5	88.2	41.5
M	52.8	58	79	95.8	41.5
L	65.7	58	83	107.5	41.5
Cage Clip Half (stainless steel)					
M	52.8	58	64.3	51.8	41.5
L	65.7	58	68.1	68.7	44.5
Cage Clip Quarter (stainless steel)					
M	46	58	61.8	28.2	42.2
L	58.9	58	63.7	28.2	42.2
MT-250 (plastic)					
M	71	63	98	90	
L	73	68	106	100	



Note: The figures on the shaded area of the table shows average values, as these differs each by each.

PARTS & ACCESSORIES

PARTS & ACCESSORIES

CA-MKS
(Sold by pair)

- Chain Adjusters for Track Racing Bicycle
- Hub spindle diameter: 10mm
- Dropout thickness: 5mm
- Lostwax, SUS304, Pat.



CA-MX14
(Sold singly)

- Chain adjusters for BMX & Track Racing Bicycle
- Hub spindle diameter: 14mm
- Dropout thickness: 8mm
- Lostwax, SUS304, Pat.



CA-MX10
(Sold singly)

- Chain adjusters for BMX & Track Racing Bicycle
- Hub spindle diameter: 10mm
- Dropout thickness: 8mm
- Lostwax, SUS304, Pat.



Ezy ADAPTER SET

- Ezy adapter RH & LH, Ezy Stopper×2, Crank spacer×2



Ezy Superior ADAPTER SET

- Ezy Superior adapter RH & LH, Crank spacer×2



MC-1

- Plastics cleats for EXA
- Cleat×2, Bolt10mm×6, Bolt12mm×6, Bolt14mm×6 Oval washer×4, Washer×2, Spacerwasher×12 3mm hex.wrench.



MC-2

- For track racing toe clipped pedal.
- Shoe plate for 3-holls shoes
- Shoe plate×2, Bolt10mm×6, Bolt12mm×2 Oval washer×4, Washer×2, 3mm hex.wrench.



MC-3

- Alloy cleats for EXA
- Cleat×2, Bolt10mm×6, Bolt12mm×6, Bolt14mm×6 Oval washer×4, Washer×2, Spacerwasher×12 3mm hex.wrench.



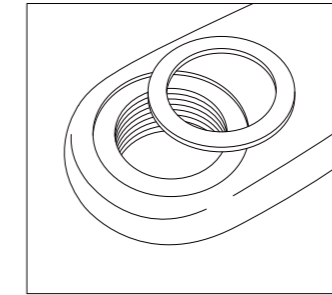
Ezy STOPPER SET

- Ezy Stopper ×2



CRANK SPACER

- Pedal & Crank spacer ×4



REFLECTOR SET

- Reflector×4, Nut×8, Washer×8




US-A CLEAT SET

- For Urban Step-in A, US-B NUEVO 2-holls shoes
- Cleat RH&LH, Bolt×4, 4mm hex.wrench.



US-B CLEAT GUIDE

- For US-B NUEVO
- Cleat guide×4, Back plate×4, Bolt×8, 2.5mm hex.wrench.



PEDAL SPANNER

- Ezy Superior & Ezy series pedals require thin spanner to install the adapter. We recommend this dedicated compact spanner even though 3.2 mm thickness 15 mm spanners on market are also available.

- Steel CP
- Length 165mm
- Thickness 3.2mm
- Weight 75g



CAP SPANNER

- For SYLVAN series pedal cap.

- Steel CP
- Length 108mm
- Weight 75g



US-L CLEAT SET

- For US-L 3-holls shoes
- Cleat×2, Bolt×6, Oval washer×6, 3mm hex.wrench.



KEO cleat compatible
(Only 0" and 4.5" float cleat)
※No compatibility between KEO GRIP cleats.

US-S CLEAT SET


- For US-S 2-holls shoes
- Cleat×2, Bolt×4, Twin washer×2, 4mm hex.wrench.



SPD cleat compatible
※Recommended SM-SH51 for our US-S pedal

SPIN-2

- Add-on flip for flipless pedal.
- Light alloy
- SPIN-2×2, Bolt×4, Nut×4, Washer×4

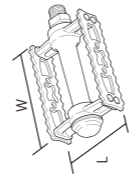


TITAN BELL & AERO BELL

- Bell for Racing or Sports bike, Pat.
- TITAN BELL/made of Titanium Weight: 23g
- AERO BELL/made of SUS Weight: 30g



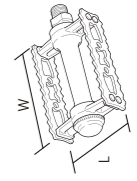
MKS MADE IN JAPAN		SYLVAN TOURING NEXT	SYLVAN ROAD NEXT	SYLVAN TRACK NEXT	SYLVAN STREAM NEXT	UX-D Ezy	SUPREME	RC-1	ROYAL NUEVO	EXA	ALLWAYS	LAMBDA	GT-LITE	IC-LITE
Color		Silver	Silver	Silver	Silver	Black	Silver/Black	Black	Satin silver	Satin silver	Silver/Black	Silver/Black	Silver/Black	Silver/Black
Body		Highpolished Alloy	Highpolished Alloy	Highpolished Alloy	Highpolished Alloy	Highpolished Alloy	Highpolished Alloy	Highpolished Alloy	Highpolished Alloy	Highpolished Alloy	Alloy	Alloy	Alloy	Alloy
Cage Plate		Alloy/CP	Alloy/CP	Alloy/CP	Alloy/CP	Alloy/ BK-Anodized SY-CP	Highpolished Alloy	Highpolished Alloy	Alloy/ Anodized	Alloy/ Anodized	Alloy/Cast	Alloy	Alloy	Integral with body
Bearing		Triple sealed	Triple sealed	Triple sealed	Triple sealed	Finest sealed	Finest sealed	Finest sealed	High polished cup&cone	High polished cup&cone	Triple sealed	Cup & Cone	Cup & Cone	Cup & Cone
Size ※1		W84 × L63	W89 × L61	W80 × L61	W79 × L61	W84 × L60	W84 × L60	W88 × L61	W84 × L60	W84 × L60	W84 × L110	W78 × L119	W83 × L66	W83 × L67
Step Area		Double sided	Single sided	Single sided	Double sided	Single sided	Single sided	Single sided	Single sided	Single sided	Double sided	Double sided	Double sided	Double sided
Note		Bolted cage plate	Bolted cage plate	Bolted cage plate	Bolted cage plate	NUS Approved Bolted cage plate	NUS Approved Bolted cage plate	NUS Approved Bolted cage plate	NUS Approved Bolted cage plate	Only for track racing with alloy plate	Wide flat type Bolted cage plate	Wide flat type Bolted cage plate	One piece body	One piece body
Ezy		—	—	—	—	—	—	—	—	—	—	—	—	—
Ezy Superior Lineup		○	○	○	○	—	—	—	—	—	○	○	—	—
ToeClip		○	○	○	○	○	○	○	○	○	○	○	○	○
Reflector		○	○	○	○	○	○	○	○	○	○	○	○	○
Purpose		ROAD/TRACK	ROAD/TRACK	ROAD/TRACK	ROAD/TRACK	ROAD/TRACK	ROAD/TRACK	ROAD/TRACK	ROAD/TRACK	ROAD/TRACK	ROAD/TRACK	ROAD/TRACK	ROAD/TRACK	ROAD/TRACK
※ Recommended		○	○	○	○	○	○	○	○	○	○	○	○	○
※ Not suitable		×	×	×	×	×	×	×	×	×	×	×	×	×
FOLDING		○	○	○	○	○	○	○	○	○	○	○	○	○
CITY		○	○	○	○	○	○	○	○	○	○	○	○	○
Weight of a pair ※2		338g(※390g)	350g(※384g)	318g(※373g)	318g(※373g)	Ezy 300g One Side Ezy 275g	294g	281g	297g	355g	381g(※404g)	420g(※487g)	355g	349g



※1 Size W: width(mm) L: length(mm)














※2 Weight of Ezy or Ezy Superior version

MKS MADE IN JAPAN		PROMENADE	UB-LITE	TOURING-LITE	TOURING-LITE Short	CYOMA	Compact	ESPRIT	RMX	Urban Platform	MT-E	GR-10	GR-9	AR-2
Color		Titan/Black	Silver/Black	Satin silver/Black	Satin silver/Black	Silver	Gray/Black	Titan	Cosmic silver	Silver/Black	Silver/Black	Silver/Black	Silver/Black	Silver/Black
Body		Alloy	Alloy	Alloy	Alloy	Alloy	Alloy extruded/ CNC	Alloy	Alloy	Alloy	Alloy	Alloy	Alloy	Alloy
Cage Plate		Alloy/ Painted	Alloy/ Anodized	Alloy/ Anodized	Alloy/ Anodized	Integral with body	Integral with body	Alloy/ Painted	Integral with body	Integral with body	Integral with body	Integral with body	Integral with body	Integral with body
Bearing		Cup & Cone	Cup & Cone	High polished cup&cone	High polished cup&cone	Sealed & Bushing	Sealed & Bushing	Cup & Cone	Cup & Cone	Triple sealed	Cup & Cone	Cup & Cone	Cup & Cone	Cup & Cone
Size ※1		W85 × L64	W93 × L64	W88 × L69	W88 × L69	W73 × L64	W75 × L67	W84 × L68	W80 × L86	W80 × L89	W102 × L64	W78 × L88	W70 × L78	W100 × L82
Step Area		Double sided	Double sided	Double sided	Double sided	Double sided	Double sided	Double sided	Double sided	Single sided	Single sided	Single sided	Single sided	Single sided
Note		Bolted cage plate	Quilt type Bolted cage plate	Highly smooth rotation Bolted cage plate	Highly smooth rotation Short cage plate Bolted cage plate	Compact & Light weight	Compact flat type	Bolted cage plate	One piece body	Platform type	One piece body	Wide platform type	Compact platform type	One piece body
Ezy		○	○	—	—	○	○	—	—	—	○	—	—	○
Ezy Superior Lineup		—	—	○	○	—	—	○	—	○	—	—	—	—
ToeClip		○	○	○	○	○	○	○	○	○	○	○	○	○
Reflector		○	○	○	○	○	○	○	○	○	○	○	○	○
Purpose		ROAD/TRACK	ROAD/TRACK	ROAD/TRACK	ROAD/TRACK	ROAD/TRACK	ROAD/TRACK	ROAD/TRACK	ROAD/TRACK	ROAD/TRACK	ROAD/TRACK	ROAD/TRACK	ROAD/TRACK	ROAD/TRACK
※ Recommended		○	○	○	○	○	○	○	○	○	○	○	○	○
※ Not suitable		×	×	×	×	×	×	×	×	×	×	×	×	×
FOLDING		○	○	○	○	○	○	○	○	○	○	○	○	○
CITY		○	○	○	○	○	○	○	○	○	○	○	○	○
Weight of a pair ※2		303g(※391g)	314g(※384g)	320g	312g(※380g)	240g(※316g)	233g(※302g)	352g(※414g)	384g	310g(※388g)	323g(※370g)	340g	298g	293g(※340g)

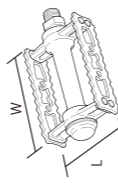


※1 Size W: width(mm) L: length(mm)














※2 Weight of Ezy or Ezy Superior version

MKS [®] MADE IN JAPAN		US-S	US-L	Urban Step-in A	PRIME SYLVAN ROAD	PRIME SYLVAN TRACK	PRIME SYLVAN TOURING	SYLVAN ROAD	SYLVAN TRACK	SYLVAN TOURING	SYLVAN STREAM	GRAFIGHT-XX	BM-7	MT-LITE
														
		→P10.18	→P8.19	→P9.19	→P20	→P20	→P20	→P21	→P21	→P21	→P21	→P22	→P22	→P22
Color		Silver	Black	Silver/Black	Silver/Titan Copper	Silver/Titan Copper	Silver/Titan Copper	Silver/Black	Silver/Black Gold/Blue/Red	Silver/Black Gold/Blue/Red	Silver/Black	Black	Silver/Black Gold/Blue/Red Copper	Silver/Black
Body		Alloy	Reinforced plastics	Alloy	High polished Alloy	High polished Alloy	High polished Alloy	Alloy	Alloy	Alloy	Alloy	Reinforced Plastics	Alloy	Alloy
Cage Plate		Steel(binding)	Reinforced plastics (binding)	Steel wire(binding)	Alloy/Titan-Plated Silver-Anodized Copper-Plated	Alloy/Titan-Plated Silver-Anodized Copper-Plated	Alloy/Titan-Plated Silver-Anodized Copper-Plated	Alloy/Anodized	Alloy/Anodized	Alloy/Anodized	Alloy/Anodized	Integral with body	Alloy/Anodized (Copper-Plated)	Steel/Plated
Bearing		Sealed & Bushing	Triple sealed	Triple sealed	High polished cup&cone	High polished cup&cone	High polished cup&cone	Cup & Cone	Cup & Cone	Cup & Cone	Cup & Cone	Cup & Cone	Cup & Cone	Cup & Cone
Size ※1		W86 x L80 (Cage) W88 x L86 (Cage)	W64 x L87	W66 x L94	W89 x L61	W80 x L61	W84 x L63	W89 x L61	W80 x L61	W84 x L63	W79 x L61	W102 x L87	W88 x L61	W97 x L64
Step Area		Double sided&dash	Single sided&dash	Cliff& Platform	Single sided	Single sided	Double sided	Single sided	Single sided	Double sided	Double sided	Double sided	Double sided	Double sided
Note		With MKS US-S cleat (holes)	With MKS US-L cleat (holes)	With MKS US-A cleat (holes)	Quill type/Highly smooth rotation	Highly smooth rotation	Wide step type/Highly smooth rotation	Quill type/Option 1/2 inch spindle	Option 1/2 inch spindle	Wide step type/Option 1/2 inch spindle	Compact step type/Option 1/2 inch spindle	Option 1/2 inch spindle	Quill type/Option 1/2 inch spindle	Heavy duty steel cage plate
Ezy		○	—	—	—	—	—	—	—	—	—	—	—	—
Ezy Superior Lineup		—	○	○	—	—	—	—	—	—	—	—	—	—
ToeClip		○	×	×	○	○	○	○	○	○	○	○	○	○
Reflector		○	×	×	○	○	○	○	○	○	○	○	○	○
Purpose		ROAD/TRACK	ROAD/TRACK	ROAD/TRACK	ROAD/TRACK	ROAD/TRACK	ROAD/TRACK	ROAD/TRACK	ROAD/TRACK	ROAD/TRACK	ROAD/TRACK	ROAD/TRACK	ROAD/TRACK	ROAD/TRACK
※2		○ Recommended ○ Possible x Non	○ Recommended ○ Possible x Non	○ Recommended ○ Possible x Non	○ Recommended ○ Possible x Non	○ Recommended ○ Possible x Non	○ Recommended ○ Possible x Non	○ Recommended ○ Possible x Non	○ Recommended ○ Possible x Non	○ Recommended ○ Possible x Non	○ Recommended ○ Possible x Non	○ Recommended ○ Possible x Non	○ Recommended ○ Possible x Non	○ Recommended ○ Possible x Non
Weight of a pair ※2		433g(※488g)	290g(※350g)	406g(※461g)	360g	343g	391g	360g	343g	391g	343g	440g	366g	439g

※1 Size W: width(mm) L: length(mm)



※2 Weight of Ezy or Ezy Superior version

MKS [®] MADE IN JAPAN		MT-LUX COMPE	MT-FT	PD-7	FD-5	3000S	3000R	RUMBER-X	PB-50	G-8000	PB-370	PB-380	PB-430	XP
														
		→P22	→P22	→P23	→P23	→P23	→P23	→P24	→P24	→P24	→P24	→P24	→P24	→P11.24
Color		Titan	Black	Silver/Black	Gray/Brown	Black	Black	Gray/Black	White	Black	Black	Black	White	Black
Body		Alloy	Plastic-PP	Alloy	Plastic-PA	Steel	Steel	Plastic-PP	Plastic-PP	Plastic-PP	Plastic-PP	Plastic-PP	Plastic-PP	Plastic-PP
Cage Plate		Alloy/Plated	Integral with body	Alloy/Black-Plated	Plastic-PA	Rubber	Rubber	Integral with body	Integral with body	Integral with body	Integral with body	Integral with body	Integral with body	Integral with body
Bearing		Cup & Cone	Cup & Cone	Cup & Cone	Cup & Cone	Cup & Cone	Cup & Cone	Cup & Cone	Cup & Cone	Cup & Cone	Cup & Cone	Cup & Cone	Cup & Cone	Cup & Cone
Size ※1		W84 x L64	W85 x L72	W81 x L67	W87 x L69	W100 x L73	W100 x L73	W102 x L82	W100 x L69	W84 x L75	W85 x L72	W88 x L75	W85 x L72	W87 x L70
Step Area		Single sided	Double sided	Double sided	Double sided	Double sided	Double sided	Double sided	Double sided	Double sided	Double sided	Double sided	Double sided	Double sided
Note		Bolted cage plate	Light weight off road	Strong folding	Plastic folding/Option 1/2 inch spindle	Option 1/2 inch spindle	Reflector built-in/Option 1/2 inch spindle	Best for Unicycle	Best for Unicycle	Option 1/2 inch spindle	Option 1/2 inch spindle	With Non-slip sheet	Compact type	Integral with body
Ezy		—	—	—	—	—	—	—	—	—	—	—	—	○
Ezy Superior Lineup		—	—	—	—	—	—	—	—	—	—	—	—	—
ToeClip		○	○	×	×	×	×	×	×	×	×	×	×	×
Reflector		○	○	○	○	×	○	×	○	○	○	○	○	○
Purpose		ROAD/TRACK	ROAD/TRACK	ROAD/TRACK	ROAD/TRACK	ROAD/TRACK	ROAD/TRACK	ROAD/TRACK	ROAD/TRACK	ROAD/TRACK	ROAD/TRACK	ROAD/TRACK	ROAD/TRACK	ROAD/TRACK
※2		○ Recommended ○ Possible x Non	○ Recommended ○ Possible x Non	○ Recommended ○ Possible x Non	○ Recommended ○ Possible x Non	○ Recommended ○ Possible x Non	○ Recommended ○ Possible x Non	○ Recommended ○ Possible x Non	○ Recommended ○ Possible x Non	○ Recommended ○ Possible x Non	○ Recommended ○ Possible x Non	○ Recommended ○ Possible x Non	○ Recommended ○ Possible x Non	○ Recommended ○ Possible x Non
Weight of a pair ※2		305g	259g	487g	396g	722g	722g	312g	386g	386g	300g	377g	311g	283g(※306g)

※1 Size W: width(mm) L: length(mm)



※2 Weight of Ezy or Ezy Superior version