



*ventilation
systems*

Uniclass L7534	C/SfB	(57.7)	
----------------	-------	--------	--



low energy
 environmentally friendly
 economical
 residential ventilation
 with EC motors



Whole House Mechanical Ventilation

MVHR, MEV, dMEV



Midi/Midi-BY-AT (MVHR) - Pages 8 & 12

- For wall or loft installation in homes and offices
- **Midi BY-AT with acoustic attenuation - very low noise levels**
- Summer bypass and frost-stat
- Up to 94% heat exchange efficiency - sfp from 0.50 W/l/s
- Up to 95 l/s at 50Pa - max 101 l/s capacity
- Models with integral humidistat
- Commissioned via integral LCD or remote LCD commissioning unit



Maxi/Maxi-BY-AT (MVHR) - Pages 16 & 20

- For wall or loft installation in homes and offices
- **Maxi BY-AT with acoustic attenuation - very low noise levels**
- Summer bypass and frost-stat
- Up to 92% heat exchange efficiency - sfp from 0.40 W/l/s
- **Up to 163 l/s at 50Pa - max 177 l/s capacity**
- Models with integral humidistat
- Commissioned via integral LCD or remote LCD commissioning unit



Maxi Plus-BY/Maxi Plus-BY-AT (MVHR) - Pages 24 & 28

- For wall or loft installation in homes and offices
- **Maxi Plus BY-AT with acoustic attenuation - very low noise levels**
- Summer bypass and frost-stat
- Up to 89% heat exchange efficiency - sfp from 0.46 W/l/s
- **Up to 230 l/s at 50Pa - max 238 l/s capacity**
- Models with integral humidistat
- Commissioned via integral LCD or remote LCD commissioning unit




EVO200 & EVO250 (MVHR) - Pages 34 & 38

- For in-line installation in homes and offices
- Summer bypass and frost-stat
- Up to 94/88% heat exchange efficiency
- Up to 74/80 litre/sec at 50Pa - max 81/85 l/s capacity
- Specific Fan Power from 0.64/0.70 W/l/s
- Models with integral humidistat
- Commissioned via remote LCD commissioning unit



EVO90 (MVHR) - Page 42

- For in-line installation in homes and offices
- Summer bypass and frost-stat
- Up to 79% heat exchange efficiency - sfp from 0.71 W/l/s
- Up to 74 l/s at 50Pa - max 80 l/s capacity
- Models with integral humidistat
- Commissioned via remote LCD commissioning unit




EVO350 (MVHR) - Page 46

- For in-line installation in homes and offices
- Summer bypass and frost-stat
- Up to 88% heat exchange efficiency - sfp from 0.67 W/l/s
- Up to 107 l/s at 50Pa - max 116 l/s capacity
- Models with integral humidistat
- Commissioned via remote LCD commissioning unit



Studio (MVHR) - Page 50

- For in-line installation in multi-occupancy establishments
- With and without summer bypass and frost-stat
- Up to 80% heat exchange efficiency - sfp from 0.91 W/l/s
- Up to 55 l/s at 50Pa - max 59 l/s capacity
- Models with integral humidistat
- Commissioned via remote LCD commissioning unit



Mini (MVHR) - Page 54

- For in-line installation in multi-occupancy establishments
- With and without summer bypass and frost-stat
- Up to 83% heat exchange efficiency - sfp from 1.11 W/l/s
- Up to 30 l/s at 50Pa - max 34 l/s capacity
- Commissioned via remote LCD commissioning unit





WHHR100/90DC-B-BY (MVHR) - Page 58

WHHR100/90DC (MVHR) - Page 62

MBOX125/2DC-B (MEV) - Page 66

- For in-line installation in homes and offices
- Ultra low profile - less than 184mm deep
- Up to 97 l/s at 50Pa - max 108 l/s capacity
- sfp from 0.20 W/l/s
- Purge option factory set
- Available with 204mm x 60mm spigot
- Continuous running - choice of trickle and boost speeds

MBOX200/2DC (MEV) - Page 70

- For in-line installation in homes and offices
- Up to 233 l/s at 50Pa - max 251 l/s capacity
- sfp from 0.27 W/l/s
- Purge option factory set
- Available with 220mm x 90mm spigot
- Continuous running - choice of trickle and boost speeds

Elegance (dMEV) - Page 74

- Continuous running 3 speed (2 trickle speeds and boost) axial fan
- For installation in all domestic wet rooms
- Up to 26.9 litre/sec capacity - sfp from 0.09 W/l/s
- **Best SFP in Class**
- AC motor versions in 100mm Ø and 150mm Ø available - Page 90

Elix (dMEV) - Page 78

- Continuous running 3 speed (2 trickle speeds and boost) centrifugal fan
- EC motor for high efficiency low energy usage
- For installation in all domestic wet rooms
- Up to 28 litre/sec capacity - sfp from 0.14 W/l/s
- **Best SFP in Class**

ELPREX (dMEV) - Page 82

- Continuous running 4 speed (1 trickle and choice of 3 boost speeds) centrifugal fan
- Energy efficient motor
- For installation in walls and ceilings in all kitchens
- Up to 60 litre/sec capacity - sfp from 0.35 W/l/s

E-Smile (dMEV) - Page 86

- Continuous running 3 speed (2 trickle speeds and boost) axial fan
- Up to 21 litre/sec capacity
- Specific Fan Power from 0.37 W/l/s

Heatrec1003 - Page 93

- **Single room heat recovery unit**
- EC motors for high efficiency low energy usage
- Recovers up to 75% of heat from extracted, polluted air
- 3 speed for any domestic wet room
- Continuous running - choice of trickle and boost speeds
- Heat exchange tube available in 3 lengths
- **With summer bypass and frost-stat**

Elegance - EL100 and EL150 - Page 90





MVHR

Vertical Models - features and overview

	Midi			Maxi			Maxi Plus		
	S*	H*	AT*	S*	H*	AT*	S*	H*	AT*
Automatic Summer Bypass	✓	✓	✓	✓	✓	✓	✓	✓	✓
Automatic Frost Protection	✓	✓	✓	✓	✓	✓	✓	✓	✓
Filters	✓	✓	✓	✓	✓	✓	✓	✓	✓
Delay Timer	✓	✓	✓	✓	✓	✓	✓	✓	✓
Purge Speed (factory set)	✓	✓	✓	✓	✓	✓	✓	✓	✓
Purge Speed Timer	✓	✓	✓	✓	✓	✓	✓	✓	✓
Built-in Humidistat	✗	✓	on request	✗	✓	on request	✗	✓	on request
Universal Handing (non-humidistat models)	✓	✗	✓	✓	✗	✓	✓	✗	✓
Very low noise levels	✓	✓	✓	✓	✓	✓	✓	✓	✓
Max Airflow at 50Pa - l/s	95	95	95	163	163	163	230	230	230
Max Wet Rooms - Kitchen + SAP2009/SAP2012	K+6/4	K+6/4	K+6/4	K+7/7	K+7/7	K+7/7	K+7/7	K+7/7	K+7/7
SFP w/l/s SAP2009/SAP2012	0.50/0.51	0.50/0.51	0.50/0.51	0.40/0.45	0.40/0.45	0.40/0.45	0.46/0.47	0.46/0.47	0.46/0.47
% Heat Recovery SAP2009/SAP2012	94/93	94/93	94/93	92/92	92/92	92/92	89/89	89/89	89/89
Duct Size - Ømm	125	125	125	150	150	150	150	150	150
Wired Remote Control (optional)	✓	✓	✓	✓	✓	✓	✓	✓	✓
External Condensate	✓	✓	✓	✓	✓	✓	✓	✓	✓
Size mm W x H x D	600 x 564 x 382		648 x 595 x 395	754 x 654 x 535		802 x 703 x 560	754 x 654 x 535		802 x 703 x 560
Weight kg	24		29	37		42	37		42
Enhanced Acoustic Attenuation	✗	✗	✓	✗	✗	✓	✗	✗	✓

S* - standard models

H* - models with integral humidistat

AT* - models with acoustic attenuation



Horizontal Models - features and overview

	EVO200		EVO250		EVO90		EVO350		Studio		Mini		WHHR 100/90 DCB	
	S*	H*	S*	H*	S*	H*	S*	H*	S*	H*	S*	H*	S*	H*
Automatic Summer Bypass	✓	✓	✓	✓	✓	✓	✓	✓	✓	✓	✓	✓	✓	✓
Automatic Frost Protection	✓	✓	✓	✓	✓	✓	✓	✓	✓	✓	✓	✓	✓	✓
Filters	✓	✓	✓	✓	✓	✓	✓	✓	✓	✓	✓	✓	✓	✓
Delay Timer	✓	✓	✓	✓	✓	✓	✓	✓	✓	✓	✓	✓	✓	✓
Purge Speed (factory set)	✓	✓	✓	✓	✓	✓	✓	✓	✓	✓	✓	✓	✓	✓
Purge Speed Timer	✓	✓	✓	✓	✓	✓	✓	✓	✓	✓	✓	✓	✓	✓
Built-in Humidistat	✗	✓	✗	✓	✗	✓	✗	✓	✗	✓	✗	✓	✗	✓
Universal Handing (non-humidistat models)	✓	✗	✓	✗	✗	✗	✓	✗	✗	✗	✗	✗	✗	✗
Very low noise levels	✓	✓	✓	✓	✓	✓	✓	✓	✓	✓	✓	✓	✓	✓
Max Airflow at 50Pa - l/s	74	74	80	80	74	74	107	107	55	55	30	30	78	78
Max Wet Rooms - Kitchen+ SAP2009/SAP2012	K+6/4	K+6/4	K+6/4	K+6/4	K+/-/6	K+/-/6	K+7/6	K+7/6	K+5/3	K+5/3	K+2/1	K+2/1	K+4/3	K+4/3
SFP w/l/s SAP2009/SAP2012	0.64/ 0.70	0.64/ 0.70	0.70/ 0.75	0.70/ 0.75	-/0.71	-/0.71	0.67/ 0.75	0.67/ 0.75	0.80/ 0.79	0.80/ 0.79	1.11/ 1.40	1.11/ 1.40	0.63/ 0.76	0.63/ 0.76
% Heat Recovery SAP2009/SAP2012	94/93	94/93	88/87	88/87	-/79	-/79	87/87	87/87	84/84	84/84	83/82	83/82	92/91	92/91
Duct Size - Ømm or mm x mm	-		-		125		200		125		125		125	
Wired Remote Control (optional)	✓	✓	✓	✓	✓	✓	✓	✓	✓	✓	✓	✓	✓	✓
External Condensate	✓	✓	✓	✓	✓	✓	✓	✓	✓	✓	✓	✓	✓	✓
Size mm W x H x D	940 x 754 x 198		750 x 650 x 250		650 x 635 x 250		750 x 650 x 350		552 x 534 x 220		400 x 400 x 220		590 x 562 x 250	
Weight kg	28	28	21	21	24	24	30	30	17	17	9	9	22	22

S* - standard models
H* - models with integral humidistat



Vertical MVHR

Midi and Maxi

Vectaire's range of vertical MVHRs include the Midi, the Maxi and the Maxi Plus. These models provide optimum ventilation by continuously and quietly supplying fresh air. The energy efficient motors automatically remove excess moisture helping to maintain a healthy atmosphere.

They tackle condensation in areas from 60m² to 400m² making them ideal for all residential dwellings, whether houses, apartments or student accommodation with the most powerful models also being suitable for hotels, care homes, multi-occupancy establishments and other commercial properties.

These models meet the latest requirements of the Building Regulations for whole house ventilation systems with heat recovery (System 4).

How They Work

They incorporate two fans - one extracts stale, damp air from the wet rooms in a building, and the other replaces it with warmed fresh air from outside. The two airflows pass through a heat exchanger which recovers the heat from the outgoing air. This is filtered and tempered before being transferred to the incoming fresh air supply and ducted to the living areas. Thus the dwelling is permanently well ventilated and comfortable with good indoor air quality.

Vectaire MVHRs can recover up to 94% of the heat which might otherwise be lost.

The speed of the two fans can be adjusted independently with a choice of variable trickle, boost and purge speeds at installation.

All models have universal handing apart from 'H' humidistat models (see below).

Summer Bypass

All models incorporate a summer bypass which allows the two airflows to bypass the heat exchanger automatically when internal and external temperatures are between adjustable setpoints.

Frost Protection

The integral frost-stat proportionally reduces intake motor speed as the temperature falls. This stops the ingress of cold air and consequently the removal of warm air making sure that the ambient remains comfortable. It is activated when the outside temperature is between +8°C and -3°C.

Humidity Control

Models with an integral humidity sensor (H) increase the speed of the motors proportionally as the humidity rises. It responds to increases in relative humidity ensuring a comfortable ambience throughout the day and night. The speed of the motors will fall back to normal levels once the excess humidity has been cleared making sure the minimum amount of energy is used.

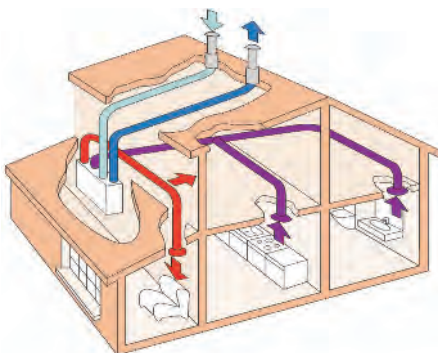
"Super Silent"

The Midi, Maxi and Maxi Plus AT models incorporate additional acoustic attenuation making them ultra quiet - the quietest in the market place.

LCD Control

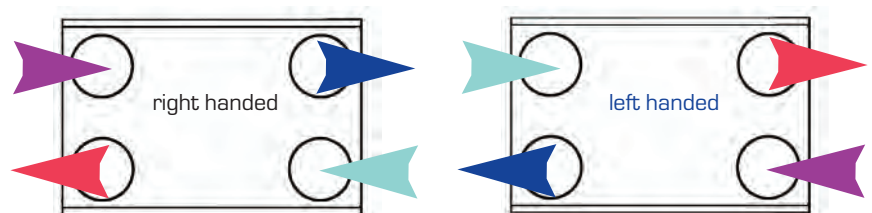
All models can have an integral or remote commissioning state-of-the-art touch screen LCD controller. It is one of the most technologically advanced available giving both installer and user a range of options to ensure that the MVHR is set to provide quiet and efficient ventilation at all times whilst recovering the heat that would otherwise be lost.

TYPICAL INSTALLATION



- Incoming fresh air
- Warmed fresh air
- Extracted warm, moist, stale air
- Cooled outgoing stale air
- MVHR

TOP VIEW OF HANDING FOR HUMIDISTAT MODELS





MVHR LCD Controller



- For use with all Vectaire Heat Recovery Units
- Option of Integral LCD screen with upright MVHRs (Midis and Maxis)
- Remote units can be mounted wherever is convenient to the user (Model No: LCD-DISPLAY)

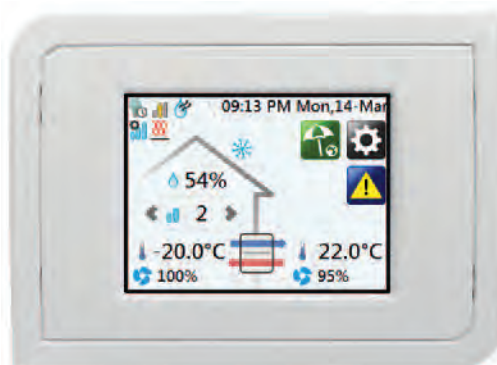
LCD Touch Screen Functions

Display shows:

- > motor speeds - for both supply and extract fans. They can be set independently and are variable
- > inside and outside temperatures
- > status icons - show which functions are currently controlling fan speeds
- > date and time
- > relative humidity level
- > bypass status
- > error and service notifications
- > filter saturation level - shows when filters need replacing

LCD Touch Screen Functions for USER

- > screen allows USER to set and control:
 - time
 - date
 - reset the filter saturation level after filters have been changed
 - holiday mode - sets system to minimum running, saving energy whilst maintaining air quality
 - operating speed
 - language



Commissioning Options - these options are ONLY for use by the installer, and can only be used with a Commissioning Access Code.

If an incorrect passcode is entered 5 times consecutively the system will automatically lock for one hour. Access permissions are lost every time the option screen is exited.

 TIME	Setting Time: sets up 12 or 24hr format, DST (daylight saving time) and time zone.		Language Selection
 DATE	Setting Date: sets date format		Touch Screen Calibration
	Holiday Mode: sets system to minimum running when required (factory set to maintain air quality)		Commissioning Screen
 ON	Boost Speed Time Delay		Night Time Boost Inhibitor
 OFF	Boost Speed Over-run Timer		Screen Cleaning: wipe screen safely without deleting settings
	Run Time Counter and Filter Saturation		Exit to main screen



Midi



Midi

- with summer bypass and frost-stat
- efficient, low energy solution to controlling condensation and pollution in residential properties up to 170m²
- up to 94% heat exchange efficiency
- variable choice of low (trickle), boost and purge speed at installation
- for wall, cupboard or loft installation
- universal handing for models without humidistat
- very quiet
- low running costs
- complies with Building Regulations Parts L1A 2013 and F 2013
- manufactured in UK to ISO 9001
- accurate commissioning via optional integral LCD or remote LCD commissioning unit



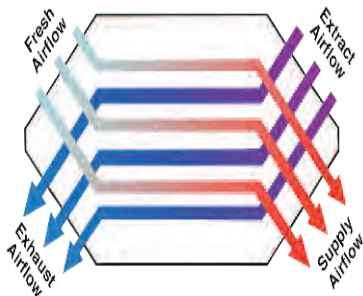
Midi

GENERAL FEATURES

- up to 95 litre/sec at 50Pa - max 101 litre/sec capacity
- sfp down to 0.50 W/l/s
- summer bypass which allows the two airflows to bypass the heat exchanger automatically when internal and external temperatures are between adjustable setpoints.
- frost-stat - proportionally reduces intake motor speed as temperature falls - activated when the outside temperature between +8°C and -3°C.
- run-time and power outage counters
- easy to install and maintain
- easy to access G3 filters
- universal handing for models without humidistat - left or right (see separate diagram on page 6 for handing on humidistat models)
- for fitting vertically into lofts, or cupboards - wall fixing bracket supplied
- variable low (trickle), boost and purge options for each motor
- boost speed can be activated by a 230V switched live from:
 - A light switch (if more than one light switch is used, each one must be a double pole switch)
 - Remote humidistat (230V - DRH240)
 - Passive infra red (230V - PIRFF)
 - Thermostat (230V - THM)
 - Remote switch/pull cord - 230V
- ultra quiet
- low running costs
- 5 year warranty - 1 year parts and labour, 4 years parts only

TECHNICAL FEATURES

- compact unit - casing from steel sheet - epoxy paint finish
- thermo-acoustic lining
- low energy EC brushless motor with single width, single inlet, direct drive, forward curved impellers
- operates in temperature up to 60°C
- easy to access standard, disposable G3 filters
- counter flow heat exchanger



MODELS AVAILABLE:

- WHHR-Midi/BY - bypass, universal
- WHHR-Midi/LBYH - bypass, left drain, humidistat
- WHHR-Midi/RBYH - bypass, right drain, humidistat
- Midi-BY+LCD - bypass, universal, integral LCD
- Midi-BY+LCDLH - bypass, integral LCD, left drain, humidistat
- Midi-BY+LCDRH - bypass, integral LCD, right drain, humidistat

CONTROL FEATURES - STANDARD

- independent variable speed adjustment for each motor for trickle, boost and purge speeds.
- adjustable boost speed over-run timer from 0 to 90 minutes.
- adjustable boost speed delay from 0 to 5 minutes
- remote purge - adjustable over-run timer from 0 to 250 minutes, pre-set to 15 minutes (adjustable at factory).
- adjustable night time boost and purge inhibitor
- integral frost-stat - proportionally reduces intake motor speed as temperature falls
- automatic summer bypass

CONTROL FEATURES - FACTORY SET

- change of ductwork handing on humidistat version (trip point can be set at manufacture)
- integral humidistat - proportionally increases motor speeds with rising humidity
- 0-10V connections can be added for:
 - BMS - for remote motor shut-off
 - CO₂ detector
 - home automation system
 - external pre-heater
- 3 speed selector switch
- remote purge
- purge speed over-run time
- holiday mode for reduced speeds when property is unoccupied (factory set option) - default setting is 50% of trickle speed
- run-time and power outage counters downloadable via QR code.

COMPLIES WITH

- Part L1A 2013 of Building Regulations for enhanced energy saving capability
- Part F 2013 of Building Regulations for reliable, efficient ventilation
- EU RoHS Directive Compliant.
- Complies with IEC60335-2-80, LVD2006/95/CE and EMC2014/30/UE (European Directive against radio interference and electro-magnetic compatibility)
- manufactured in UK to ISO 9001
- CE marked
- SAP PCDB Listed

TYPICAL SPECIFICATION AVAILABLE AT

<http://www.vectaire.co.uk/downloads>

Vectaire Ltd can supply all accessories for use with these units, including product filters, air filter cassettes, silencers, fire dampers, air valves, ducting, outside grilles and wall cowls. Additionally, Vectaire offers a design service to ensure that the unit installed is the best possible to provide efficient, effective, low energy and low running cost ventilation. Vectaire can also organise installation, commissioning and maintenance of these products



Midi

TECHNICAL CHARACTERISTICS										
Model	Airflow l/sec					Total Power - Watts				
	100%	80%	60%	40%	20%	100%	80%	60%	40%	20%
Midi	101	79	58	36	14	120	69	31	11	2.2

Midi		Sound Power Levels, L_w [dB] - Octave Bands Frequency Hz.								Sound Pressure dBA @ 3m
Curve Ref		63	125	250	500	1k	2k	4k	8k	
100% (101 l/sec)	Extract	65	65	63	63	59	58	57	54	29.7
	Supply	70	70	68	68	64	63	62	59	
	Breakout	55	57	53	42	34	31	24	17	
80% (79 l/sec)	Extract	61	61	58	58	54	53	50	46	27.2
	Supply	66	66	63	63	59	58	55	51	
	Breakout	53	57	49	38	32	28	21	15	
60% (58 l/sec)	Extract	55	55	51	51	47	45	41	36	24.4
	Supply	60	60	56	56	52	50	46	41	
	Breakout	50	55	45	36	30	23	16	13	
40% (36 l/sec)	Extract	47	46	41	41	38	35	29	21	21.6
	Supply	52	51	46	46	43	40	34	26	
	Breakout	42	52	41	36	27	17	12	11	
20% (14 l/sec)	Extract	33	32	24	24	22	18	8	4	19.2
	Supply	38	37	29	29	27	23	14	7	
	Breakout	38	52	35	28	18	10	10	11	

The breakout dB(A) sound pressure values are given for hemispherical free field propagation at a distance of 3m from the unit

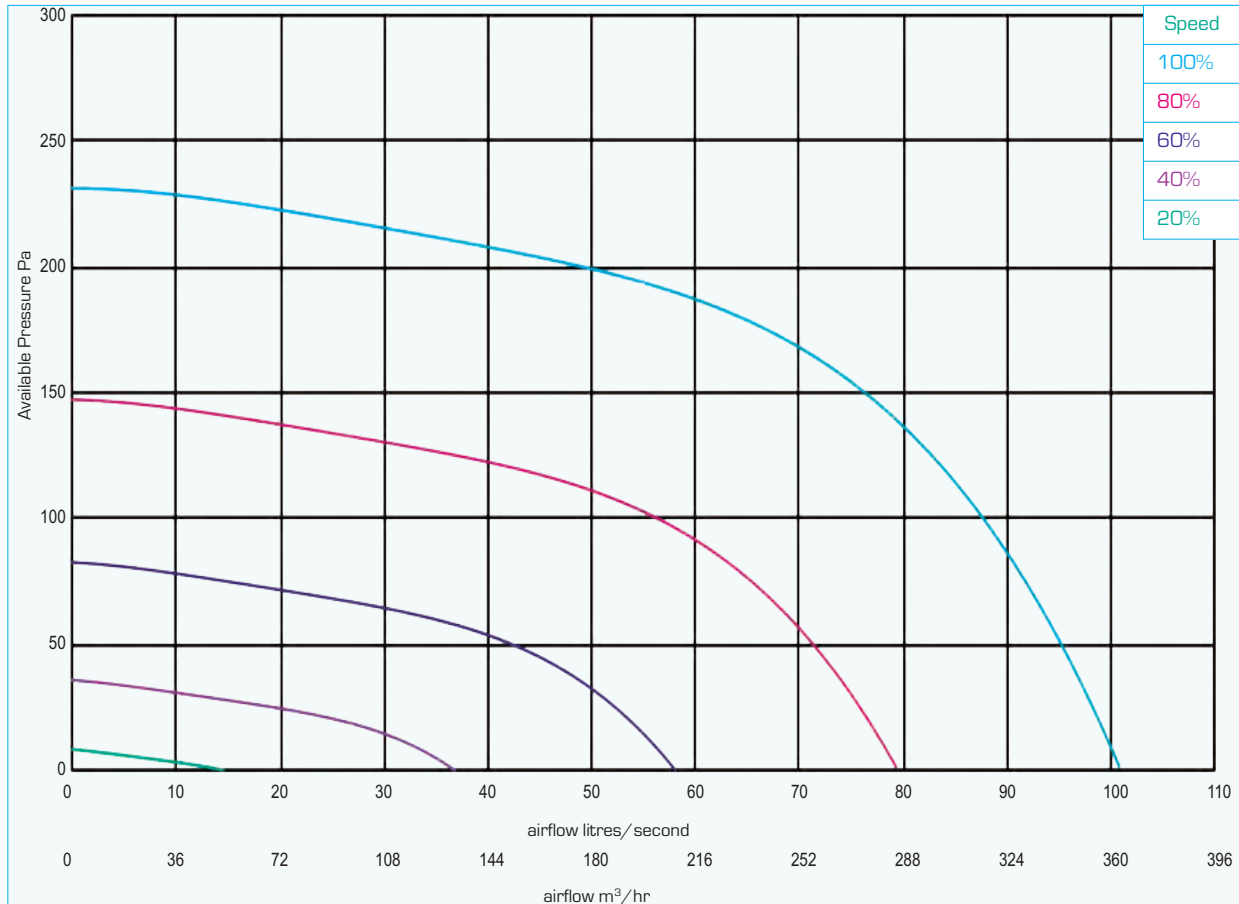
RESULTS for SAP CALCULATIONS						
ENERGY LEVEL PERFORMANCE - using rigid ducting only						
Exhaust Terminal Configuration	2009 Data			2012 Data		
	Airflow [l/sec]	Specific Fan Power [W/l/sec]	Heat Exchange Efficiency	Airflow [l/sec]	Specific Fan Power [W/l/sec]	Heat Exchange Efficiency
Kitchen + 1 additional wet room	15	0.50	94%	21	0.51	93%
Kitchen + 2 additional wet rooms	21	0.50	93%	29	0.61	91%
Kitchen + 3 additional wet rooms	27	0.55	92%	37	0.75	90%
Kitchen + 4 additional wet rooms	33	0.65	91%	45	0.92	89%
Kitchen + 5 additional wet rooms	39	0.76	89%			
Kitchen + 6 additional wet rooms	45	0.88	89%			

Figures at minimum flow rate conditions

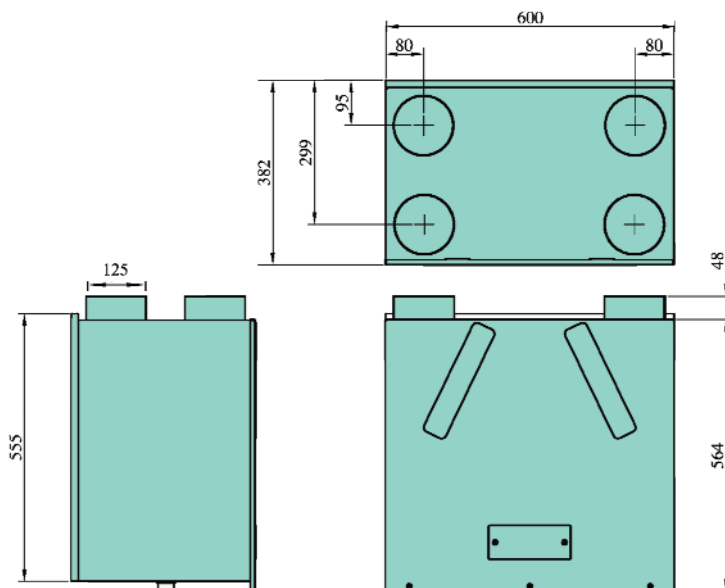


Midi

PERFORMANCE (curves are for guidance only)



DIMENSIONS - mm



N.B a clearance of at least 150 mm should be allowed on each side of the cabinet for access to the interior



Midi-BY-AT

with acoustic attenuation



Midi-BY-AT

- very low noise levels - lined with Class "O" fire resistant acoustic foam
- with summer bypass and frost-stat
- efficient, low energy solution to controlling condensation and pollution in residential properties up to 170m²
- up to 94% heat exchange efficiency
- variable choice of low (trickle), boost and purge speed at installation
- for wall, cupboard or loft installation
- universal handing for models without humidistat
- low running costs
- complies with Building Regulations Parts L1A 2013 and F 2013
- manufactured in UK to ISO 9001
- accurate commissioning via integral touch screen LCD



Midi-BY-AT

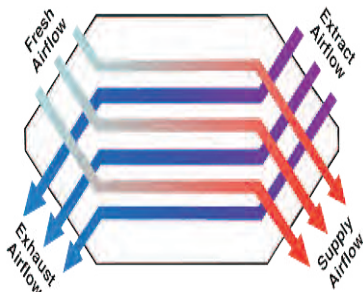
with acoustic attenuation

GENERAL FEATURES

- extremely low noise levels
- up to 95 litre/sec at 50Pa - max 101 litre/sec capacity
- sfp down to 0.50 W/l/s
- summer bypass which allows the two airflows to bypass the heat exchanger automatically when internal and external temperatures are between adjustable setpoints.
- frost-stat - proportionally reduces intake motor speed as temperature falls - activated when the outside temperature between +8°C and -3°C.
- run-time and power outage counters
- easy to install and maintain
- easy to access G3 filters
- universal handing for models without humidistat - left or right (see separate diagram on page 6 for handing on humidistat models)
- for fitting vertically into lofts, or cupboards - wall fixing bracket supplied
- variable low (trickle), boost and purge options for each motor
- boost speed can be activated by a 230V switched live from:
 - A light switch (if more than one light switch is used, each one must be a double pole switch)
 - Remote humidistat (230V - DRH240)
 - Passive infra red (230V - PIRFF)
 - Thermostat (230V - THM)
 - Remote switch/pull cord - 230V
- low running costs
- 5 year warranty - 1 year parts and labour, 4 years parts only

TECHNICAL FEATURES

- compact unit - casing from steel sheet - epoxy paint finish
- lined with Class "O" fire resistant acoustic foam
- low energy EC brushless motor with single width, single inlet, direct drive, forward curved impellers
- operates in temperature up to 60°C
- easy to access standard, disposable G3 filters
- counter flow heat exchanger



MODELS AVAILABLE:

- **Midi BY-AT+LCD** - bypass, attenuation, universal, integral LCD
- **Midi BYAT+LCDLH** - bypass, attenuation, left drain, humidistat, integral LCD
- **Midi BYAT+LCDRH** - bypass, attenuation, right drain, humidistat, integral LCD

CONTROL FEATURES - STANDARD

- independent variable speed adjustment for each motor for trickle, boost and purge speeds.
- adjustable boost speed over-run timer from 0 to 90 minutes.
- adjustable boost speed delay from 0 to 5 minutes
- remote purge - adjustable over-run timer from 0 to 250 minutes, pre-set to 15 minutes (adjustable at factory).
- adjustable night time boost and purge inhibitor
- integral frost-stat - proportionally reduces intake motor speed as temperature falls
- automatic summer bypass

CONTROL FEATURES - FACTORY SET

- change of ductwork handing on humidistat version (trip point can be set at manufacture)
- integral humidistat - proportionally increases motor speeds with rising humidity
- 0-10V connections can be added for:
 - BMS - for remote motor shut-off
 - CO₂ detector
 - home automation system
 - external pre-heater
- 3 speed selector switch
- remote purge
- purge speed over-run time
- holiday mode for reduced speeds when property is unoccupied (factory set option)
- run-time and power outage counters downloadable via QR code.

COMPLIES WITH

- Part L1A 2013 of Building Regulations for enhanced energy saving capability
- Part F 2013 of Building Regulations for reliable, efficient ventilation
- EU RoHS Directive Compliant.
- Complies with IEC60335-2-80, LVD2006/95/CE and EMC2014/30/UE (European Directive against radio interference and electro-magnetic compatibility)
- manufactured in UK to ISO 9001
- CE marked
- SAP PCDB Listed

TYPICAL SPECIFICATION AVAILABLE AT

<http://www.vectaire.co.uk/downloads>

Vectaire Ltd can supply all accessories for use with these units, including product filters, air filter cassettes, silencers, fire dampers, air valves, ducting, outside grilles and wall cowls. Additionally, Vectaire offers a design service to ensure that the unit installed is the best possible to provide efficient, effective, low energy and low running cost ventilation. Vectaire can also organise installation, commissioning and maintenance of these products



Midi-BY-AT

with acoustic attenuation

TECHNICAL CHARACTERISTICS										
Model	Airflow l/sec					Total Power - Watts				
	100%	80%	60%	40%	20%	100%	80%	60%	40%	20%
Midi-BY-AT	101	79	58	36	14	120	69	31	11	2.2

Midi-BY-AT		Sound Power Levels, L_w [dB] - Octave Bands Frequency Hz.								Sound Pressure dBA @ 3m
Curve Ref		63	125	250	500	1k	2k	4k	8k	
100% (101 l/sec)	Extract	65	65	63	63	59	58	57	54	25.3
	Supply	70	70	68	68	64	63	62	59	
	Breakout	53	55	48	35	26	23	17	11	
80% (79 l/sec)	Extract	61	61	58	58	54	53	50	46	23.4
	Supply	66	66	63	63	59	58	55	51	
	Breakout	50	55	44	30	24	20	14	9	
60% (58 l/sec)	Extract	55	55	51	51	47	45	41	36	18.7
	Supply	60	60	56	56	52	50	46	41	
	Breakout	45	51	38	37	21	16	10	8	
40% (36 l/sec)	Extract	47	46	41	41	38	35	29	21	15.8
	Supply	52	51	46	46	43	40	34	26	
	Breakout	38	48	35	27	19	12	8	7	
20% (14 l/sec)	Extract	33	32	24	24	22	18	8	4	14.4
	Supply	38	37	29	29	27	23	14	7	
	Breakout	34	47	30	21	12	7	7	7	

The breakout dB(A) sound pressure values are given for hemispherical free field propagation at a distance of 3m from the unit

RESULTS for SAP CALCULATIONS						
ENERGY LEVEL PERFORMANCE - using rigid ducting only						
Exhaust Terminal Configuration	2009 Data			2012 Data		
	Airflow [l/sec]	Specific Fan Power [W/l/sec]	Heat Exchange Efficiency	Airflow [l/sec]	Specific Fan Power [W/l/sec]	Heat Exchange Efficiency
Kitchen + 1 additional wet room	15	0.50	94%	21	0.51	93%
Kitchen + 2 additional wet rooms	21	0.50	93%	29	0.61	91%
Kitchen + 3 additional wet rooms	27	0.55	92%	37	0.75	90%
Kitchen + 4 additional wet rooms	33	0.65	91%	45	0.92	89%
Kitchen + 5 additional wet rooms	39	0.76	89%			
Kitchen + 6 additional wet rooms	45	0.88	89%			

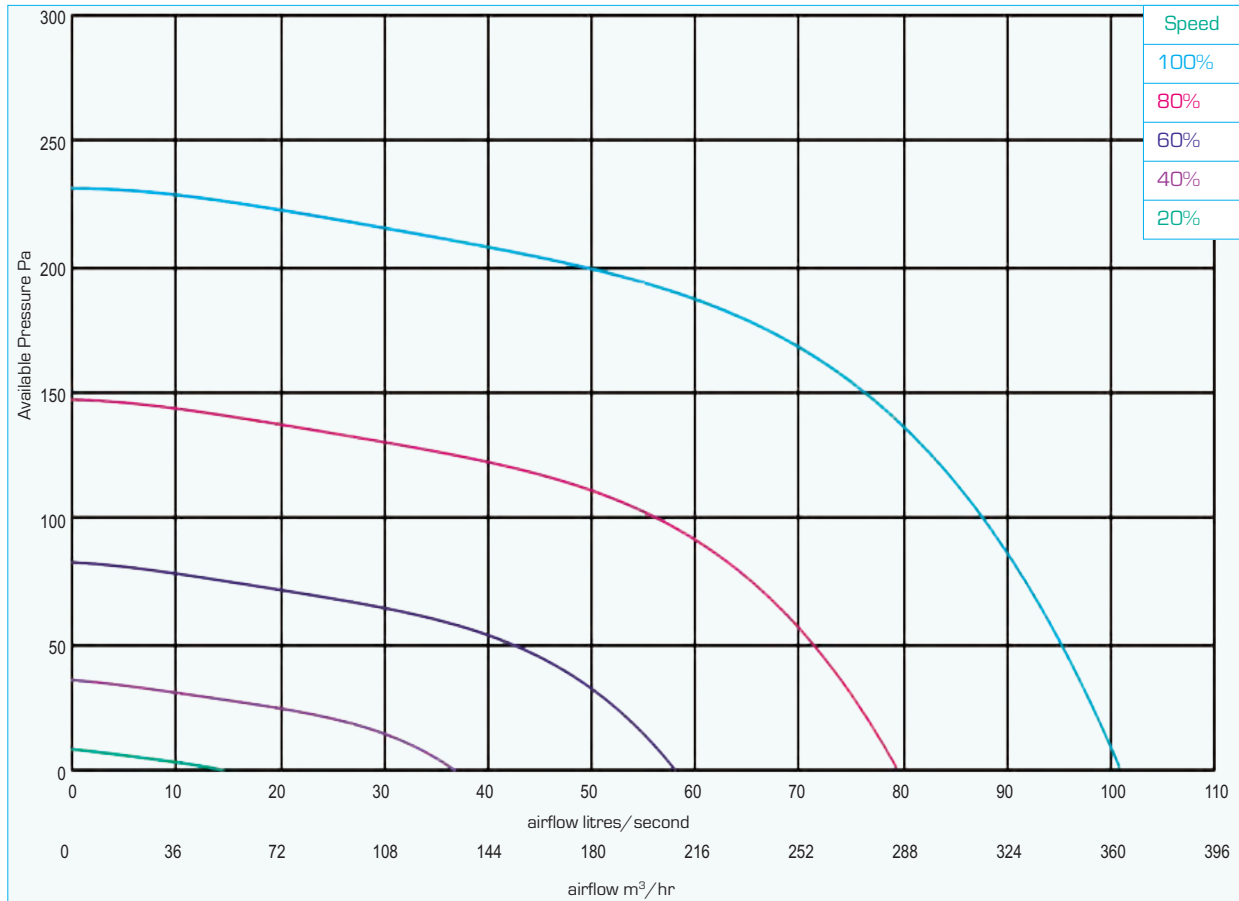
Figures at minimum flow rate conditions



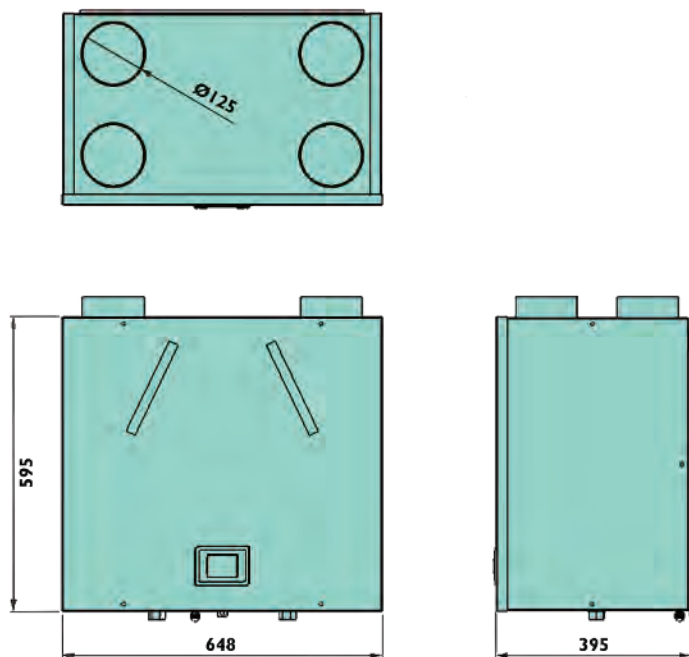
Midi-BY-AT

with acoustic attenuation

PERFORMANCE (curves are for guidance only)




DIMENSIONS - mm



N.B a clearance of at least 150 mm should be allowed on each side of the cabinet for access to the interior



Maxi



Maxi

- with summer bypass and frost-stat
- efficient, low energy solution to controlling condensation and pollution in residential properties up to 250m²
- up to 92% heat exchange efficiency
- variable choice of low (trickle), boost and purge speed at installation
- for wall, cupboard or loft installation
- universal handing for models without humidistat
- very quiet
- low running costs
- complies with Building Regulations Parts L1A 2013 and F 2013
- manufactured in UK to ISO 9001
- accurate commissioning via optional integral LCD or remote LCD commissioning unit



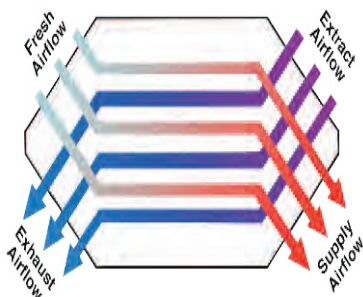
Maxi

GENERAL FEATURES

- up to 163 litre/sec at 50Pa - max 177 litre/sec capacity
- sfp down to 0.40 W/l/s
- summer bypass which allows the two airflows to bypass the heat exchanger automatically when internal and external temperatures are between adjustable setpoints.
- frost-stat - proportionally reduces intake motor speed as temperature falls - activated when the outside temperature between +8°C and -3°C.
- run-time and power outage counters
- easy to install and maintain
- easy to access G3 filters
- universal handing for models without humidistat - left or right (see separate diagram on page 6 for handing on humidistat models)
- for fitting vertically into lofts, or cupboards - wall fixing bracket supplied
- variable low (trickle), boost and purge options for each motor
- boost speed can be activated by a 230V switched live from:
 - A light switch (if more than one light switch is used, each one must be a double pole switch)
 - Remote humidistat (230V - DRH240)
 - Passive infra red (230V - PIRFF)
 - Thermostat (230V - THM)
 - Remote switch/pull cord - 230V
- low noise levels
- low running costs
- 5 year warranty - 1 year parts and labour, 4 years parts only

TECHNICAL FEATURES

- casing from steel sheet - epoxy paint finish
- foam construction lining
- EPS internal components provide acoustic and thermal enhancement
- low energy EC brushless motor with single width, single inlet, direct drive, forward curved impellers
- operates in temperature up to 60°C
- easy to access standard, disposable G3 filters
- counter flow heat exchanger



MODELS AVAILABLE:

- WHHR Maxi/ BY - bypass, universal
- WHHR Maxi/ BLH - bypass, left drain humidistat
- WHHR Maxi/ BRH - bypass, right drain, humidistat
- Maxi BY+LCD - bypass, universal, integral LCD
- Maxi+LHHLCD - bypass, left drain, humidistat, integral LCD
- Maxi+RHHLCD - bypass, right drain, humidistat, integral LCD

CONTROL FEATURES - STANDARD

- independent variable speed adjustment for each motor for trickle, boost and purge speeds.
- adjustable boost speed over-run timer from 0 to 90 minutes.
- adjustable boost speed delay from 0 to 5 minutes
- remote purge - adjustable over-run timer from 0 to 250 minutes, pre-set to 15 minutes (adjustable at factory).
- adjustable night time boost and purge inhibitor
- integral frost-stat - proportionally reduces intake motor speed as temperature falls
- automatic summer bypass

CONTROL FEATURES - FACTORY SET

- change of ductwork handing on humidistat version (trip point can be set at manufacture)
- integral humidistat - proportionally increases motor speeds with rising humidity
- 0-10V connections can be added for:
 - BMS - for remote motor shut-off
 - CO₂ detector
 - home automation system
 - external pre-heater
- 3 speed selector switch
- remote purge
- purge speed over-run time
- holiday mode for reduced speeds when property is unoccupied (factory set option) - default setting is 50% of trickle speed
- run-time and power outage counters downloadable via QR code.

COMPLIES WITH

- Part L1A 2013 of Building Regulations for enhanced energy saving capability
- Part F 2013 of Building Regulations for reliable, efficient ventilation
- EU RoHS Directive Compliant.
- Complies with IEC60335-2-80, LVD2006/95/CE and EMC2014/30/UE (European Directive against radio interference and electro-magnetic compatibility)
- manufactured in UK to ISO 9001
- CE marked
- SAP PCDB Listed

TYPICAL SPECIFICATION AVAILABLE AT

<http://www.vectaire.co.uk/downloads>

Vectaire Ltd can supply all accessories for use with these units, including product filters, air filter cassettes, silencers, fire dampers, air valves, ducting, outside grilles and wall cowls. Additionally, Vectaire offers a design service to ensure that the unit installed is the best possible to provide efficient, effective, low energy and low running cost ventilation. Vectaire can also organise installation, commissioning and maintenance of these products



Maxi

TECHNICAL CHARACTERISTICS										
Model	Airflow l/sec					Total Power - Watts				
	100%	80%	60%	40%	20%	100%	80%	60%	40%	20%
Maxi	177	138	99	60	23	176	97	44	17	4

Maxi		Sound Power Levels, L_w [dB] - Octave Bands Frequency Hz.								Sound Pressure dBA @ 3m
Curve Ref		63	125	250	500	1k	2k	4k	8k	
100% (177 l/sec)	Extract	52	57	61	58	59	58	55	50	34.3
	Supply	57	62	66	63	64	63	60	55	
	Breakout	53	57	58	50	33	29	19	11	
80% (138 l/sec)	Extract	48	53	55	53	54	52	49	42	32.1
	Supply	53	58	60	58	59	57	54	47	
	Breakout	52	56	56	47	32	28	18	11	
60% (99 l/sec)	Extract	42	47	48	46	47	45	40	32	28.7
	Supply	47	52	53	51	52	50	45	37	
	Breakout	51	54	52	44	31	26	16	10	
40% (60 l/sec)	Extract	36	40	40	37	38	36	30	18	22.5
	Supply	41	45	45	42	43	41	35	23	
	Breakout	48	50	46	35	23	19	12	10	
20% (23 l/sec)	Extract	27	29	27	22	22	19	8	5	18.0
	Supply	32	34	32	27	27	24	15	6	
	Breakout	44	50	37	28	16	11	10	10	

The breakout dB(A) sound pressure values are given for hemispherical free field propagation at a distance of 3m from the unit

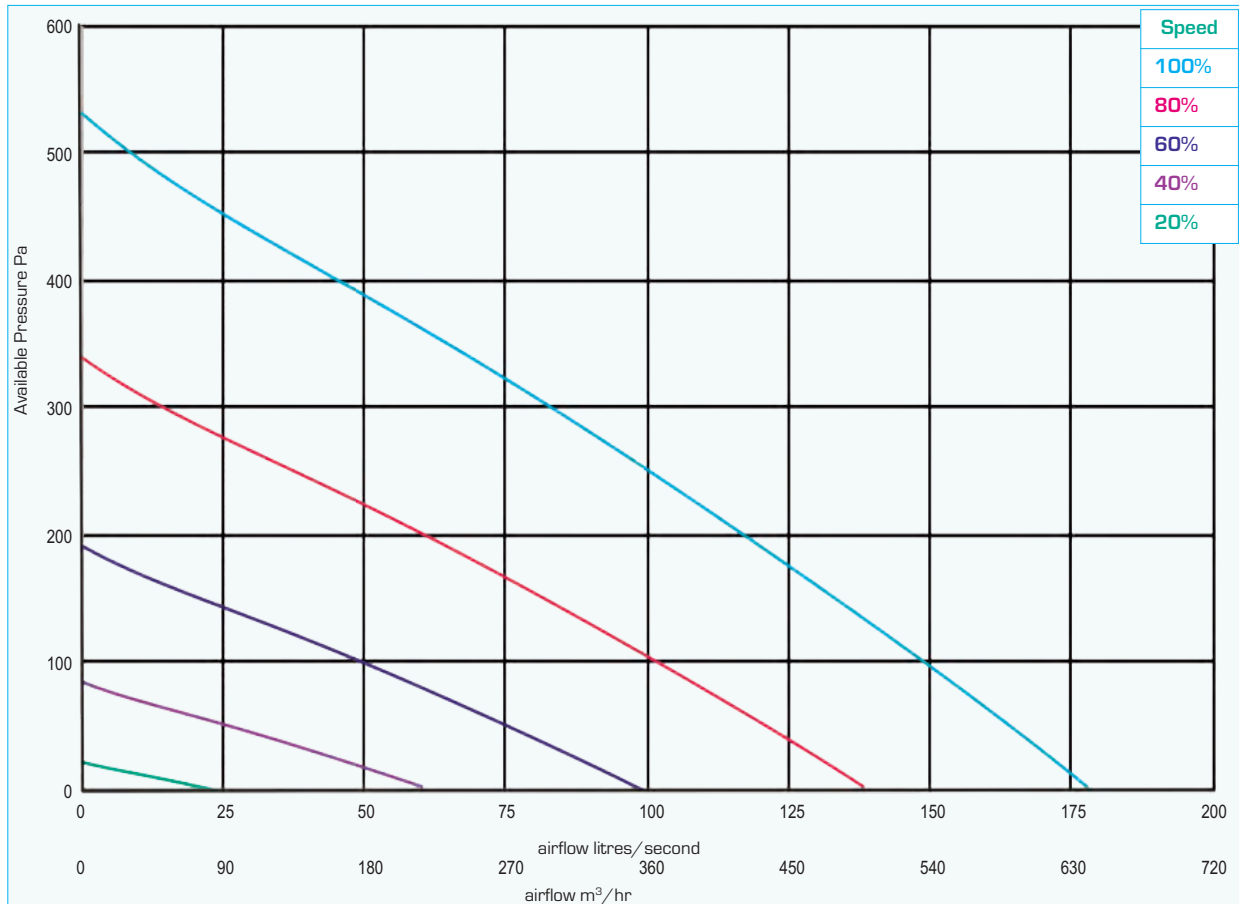
RESULTS for SAP CALCULATIONS						
ENERGY LEVEL PERFORMANCE - using rigid ducting only						
Exhaust Terminal Configuration	2009 Data			2012 Data		
	Airflow [l/sec]	Specific Fan Power [W/l/sec]	Heat Exchange Efficiency	Airflow [l/sec]	Specific Fan Power [W/l/sec]	Heat Exchange Efficiency
Kitchen + 1 additional wet room	15	0.43	92%	21	0.45	92%
Kitchen + 2 additional wet rooms	21	0.40	92%	29	0.47	92%
Kitchen + 3 additional wet rooms	27	0.42	92%	37	0.54	91%
Kitchen + 4 additional wet rooms	33	0.48	91%	45	0.66	90%
Kitchen + 5 additional wet rooms	39	0.55	91%	53	0.80	90%
Kitchen + 6 additional wet rooms	45	0.63	90%	61	0.99	89%
Kitchen + 7 additional wet rooms	51	0.76	90%	69	1.21	89%

Figures at minimum flow rate conditions

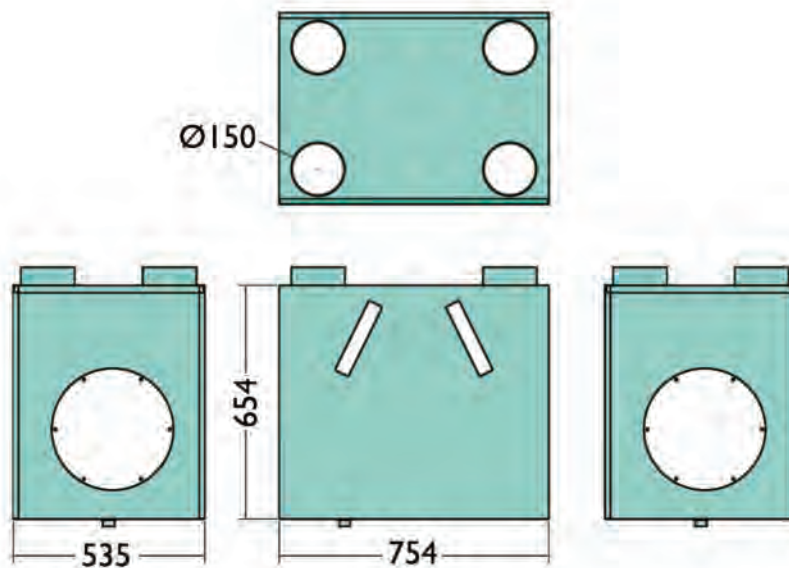


Maxi

PERFORMANCE (curves are for guidance only)



DIMENSIONS - mm




N.B a clearance of at least 150 mm should be allowed on each side of the cabinet for access to the interior



Maxi-BY-AT

with acoustic attenuation



Maxi-BY-AT

- very low noise levels - lined with Class "O" fire resistant acoustic foam
- with summer bypass and frost-stat
- efficient, low energy solution to controlling condensation and pollution in residential properties up to 250m²
- up to 92% heat exchange efficiency
- variable choice of low (trickle), boost and purge speed at installation
- for wall, cupboard or loft installation
- universal handing for models without humidistat
- low running costs
- complies with Building Regulations Parts L1A 2013 and F 2013
- manufactured in UK to ISO 9001
- accurate commissioning via integral touch screen LCD



Maxi-BY-AT

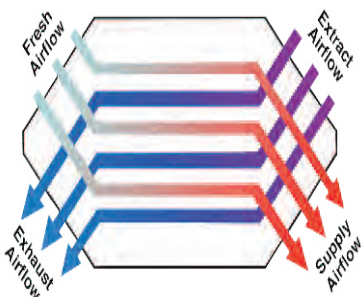
with acoustic attenuation

GENERAL FEATURES

- extremely low noise levels
- up to 163 litre/sec at 50Pa - max 177 litre/sec capacity
- sfp down to 0.40 W/l/s
- summer bypass which allows the two airflows to bypass the heat exchanger automatically when internal and external temperatures are between adjustable setpoints.
- frost-stat - proportionally reduces intake motor speed as temperature falls - activated when the outside temperature between +8°C and -3°C.
- run-time and power outage counters
- easy to install and maintain
- easy to access G3 filters
- universal handing for models without humidistat - left or right (see separate diagram on page 6 for handing on humidistat models)
- for fitting vertically into lofts, or cupboards - wall fixing bracket supplied
- variable low (trickle), boost and purge options for each motor
- boost speed can be activated by a 230V switched live from:
 - A light switch (if more than one light switch is used, each one must be a double pole switch)
 - Remote humidistat (230V - DRH240)
 - Passive infra red (230V - PIRFF)
 - Thermostat (230V - THM)
 - Remote switch/pull cord - 230V
- low running costs
- 5 year warranty - 1 year parts and labour, 4 years parts only

TECHNICAL FEATURES

- casing from steel sheet - epoxy paint finish
- lined with Class "O" fire resistant acoustic foam
- low energy EC brushless motor with single width, single inlet, direct drive, forward curved impellers
- operates in temperature up to 60°C
- easy to access standard, disposable G3 filters
- counter flow heat exchanger



MODELS AVAILABLE:

- Maxi BY-AT+-LCD - bypass, attenuation universal, integral LCD
- Maxi BYAT+LCDLH - bypass, attenuation, left drain, humidistat, integral LCD
- Maxi BYAT+LCDRH - bypass, attenuation, right drain, humidistat, integral LCD

CONTROL FEATURES - STANDARD

- independent variable speed adjustment for each motor for trickle, boost and purge speeds.
- adjustable boost speed over-run timer from 0 to 90 minutes.
- adjustable boost speed delay from 0 to 5 minutes
- remote purge - adjustable over-run timer from 0 to 250 minutes, pre-set to 15 minutes (adjustable at factory).
- adjustable night time boost and purge inhibitor
- integral frost-stat - proportionally reduces intake motor speed as temperature falls
- automatic summer bypass

CONTROL FEATURES - FACTORY SET

- change of ductwork handing on humidistat version (trip point can be set at manufacture)
- integral humidistat - proportionally increases motor speeds with rising humidity
- 0-10V connections can be added for:
 - BMS - for remote motor shut-off
 - CO₂ detector
 - home automation system
 - external pre-heater
- 3 speed selector switch
- remote purge
- purge speed over-run time
- holiday mode for reduced speeds when property is unoccupied (factory set option) - default setting is 50% of trickle speed
- run-time and power outage counters downloadable via QR code.

COMPLIES WITH

- Part L1A 2013 of Building Regulations for enhanced energy saving capability
- Part F 2013 of Building Regulations for reliable, efficient ventilation
- EU RoHS Directive Compliant.
- Complies with IEC60335-2-80, LVD2006/95/CE and EMC2014/30/UE (European Directive against radio interference and electro-magnetic compatibility)
- manufactured in UK to ISO 9001
- CE marked
- SAP PCDB Listed

TYPICAL SPECIFICATION AVAILABLE AT

<http://www.vectaire.co.uk/downloads>

Vectaire Ltd can supply all accessories for use with these units, including product filters, air filter cassettes, silencers, fire dampers, air valves, ducting, outside grilles and wall cowls. Additionally, Vectaire offers a design service to ensure that the unit installed is the best possible to provide efficient, effective, low energy and low running cost ventilation. Vectaire can also organise installation, commissioning and maintenance of these products



Maxi-BY-AT

with acoustic attenuation

TECHNICAL CHARACTERISTICS										
Model	Airflow l/sec					Total Power - Watts				
	100%	80%	60%	40%	20%	100%	80%	60%	40%	20%
Maxi BY AT	177	138	99	60	23	176	97	44	17	4

Maxi BY AT		Sound Power Levels, L_w [dB] - Octave Bands Frequency Hz.								Sound Pressure dBA @ 3m
Curve Ref		63	125	250	500	1k	2k	4k	8k	
100% (177 l/sec)	Extract	52	57	61	58	59	58	55	50	28.9
	Supply	57	62	66	63	64	63	60	55	
	Breakout	49	52	54	36	31	29	26	20	
80% (138 l/sec)	Extract	48	53	55	53	54	52	49	42	23.2
	Supply	53	58	60	58	59	57	54	47	
	Breakout	45	48	44	31	26	23	20	12	
60% (99 l/sec)	Extract	42	47	48	46	47	45	40	32	20.4
	Supply	47	52	53	51	52	50	45	37	
	Breakout	46	49	44	32	21	17	10	7	
40% (60 l/sec)	Extract	36	40	40	37	38	36	30	18	15.9
	Supply	41	45	45	42	43	41	35	23	
	Breakout	43	46	39	26	16	13	7	7	
20% (23 l/sec)	Extract	27	29	27	22	22	19	8	5	13.2
	Supply	32	34	32	27	27	24	15	6	
	Breakout	39	46	31	21	11	7	6	7	

The breakout dB(A) sound pressure values are given for hemispherical free field propagation at a distance of 3m from the unit

RESULTS for SAP CALCULATIONS						
ENERGY LEVEL PERFORMANCE - using rigid ducting only						
Exhaust Terminal Configuration	2009 Data			2012 Data		
	Airflow [l/sec]	Specific Fan Power [W/l/sec]	Heat Exchange Efficiency	Airflow [l/sec]	Specific Fan Power [W/l/sec]	Heat Exchange Efficiency
Kitchen + 1 additional wet room	15	0.43	92%	21	0.45	92%
Kitchen + 2 additional wet rooms	21	0.40	92%	29	0.47	92%
Kitchen + 3 additional wet rooms	27	0.42	92%	37	0.54	91%
Kitchen + 4 additional wet rooms	33	0.48	91%	45	0.66	90%
Kitchen + 5 additional wet rooms	39	0.55	91%	53	0.80	90%
Kitchen + 6 additional wet rooms	45	0.63	90%	61	0.99	89%
Kitchen + 7 additional wet rooms	51	0.76	90%	69	1.21	89%

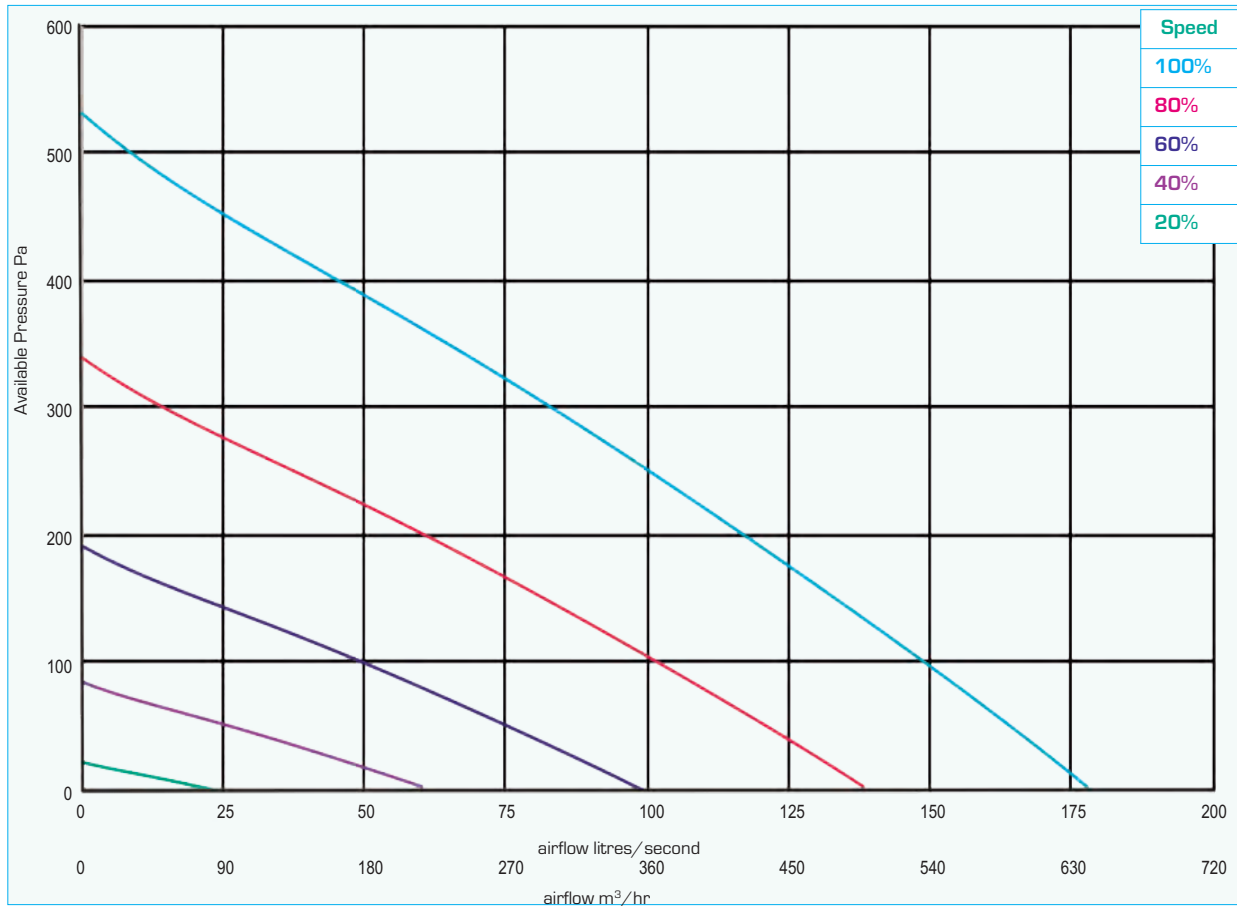
Figures at minimum flow rate conditions



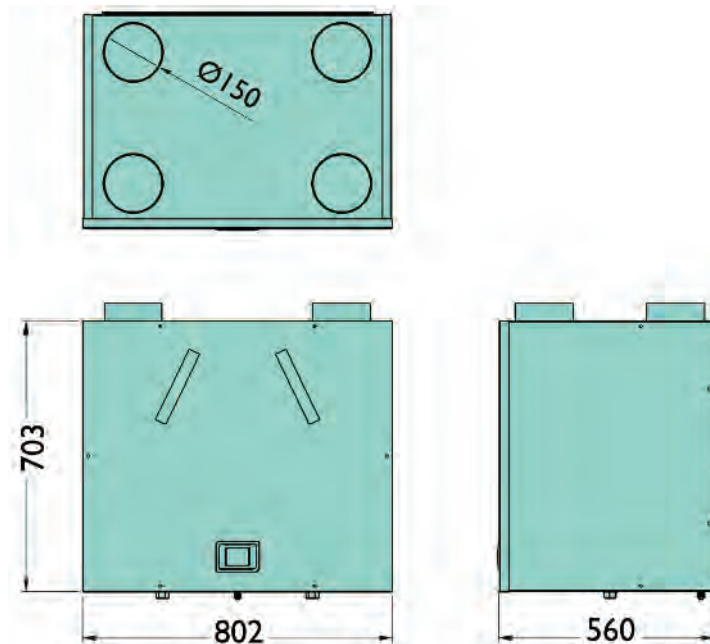
Maxi-BY-AT

with acoustic attenuation

PERFORMANCE (curves are for guidance only)



DIMENSIONS - mm




N.B a clearance of at least 150 mm should be allowed on each side of the cabinet for access to the interior



Maxi Plus BY



NEW



Maxi Plus BY

- with summer bypass and frost-stat
- efficient, low energy solution to controlling condensation and pollution in residential properties up to 400m²
- up to 89% heat exchange efficiency
- variable choice of low (trickle), boost and purge speed at installation
- for wall, cupboard or loft installation
- universal handing for models without humidistat
- very quiet
- low running costs
- complies with Building Regulations Parts L1A 2013 and F 2013
- manufactured in UK to ISO 9001
- accurate commissioning via optional integral LCD or remote LCD commissioning unit



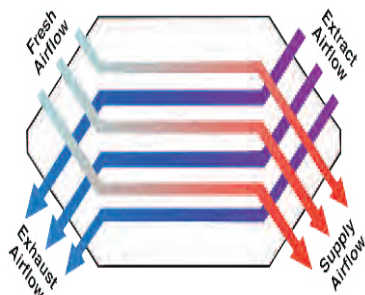
Maxi Plus BY

GENERAL FEATURES

- up to 230 litre/sec at 50Pa - max 238 litre/sec capacity
- sfp down to 0.46 W/l/s
- summer bypass which allows the two airflows to bypass the heat exchanger automatically when internal and external temperatures are between adjustable setpoints.
- frost-stat - proportionally reduces intake motor speed as temperature falls - activated when the outside temperature between +8°C and -3°C.
- run-time and power outage counters
- easy to install and maintain
- easy to access G3 filters
- universal handing for models without humidistat - left or right (see separate diagram on page 6 for handing on humidistat models)
- for fitting vertically into lofts, or cupboards - wall fixing bracket supplied
- variable low (trickle), boost and purge options for each motor
- boost speed can be activated by a 230V switched live from:
 - A light switch (if more than one light switch is used, each one must be a double pole switch)
 - Remote humidistat (230V - DRH240)
 - Passive infra red (230V - PIRFF)
 - Thermostat (230V - THM)
 - Remote switch/pull cord - 230V
- low running costs
- 5 year warranty - 1 year parts and labour, 4 years parts only

TECHNICAL FEATURES

- casing from steel sheet - epoxy paint finish
- foam construction lining
- EPS internal components provide acoustic and thermal enhancement
- low energy EC brushless motor with single width, single inlet, direct drive, forward curved impellers
- operates in temperature up to 60°C
- easy to access standard, disposable G3 filters
- counter flow heat exchanger



MODELS AVAILABLE:

- Maxi Plus/BY - bypass, universal, integral LCD
- Maxi Plus/BLH - bypass, left drain, humidistat
- Maxi Plus/BRH - bypass, right drain, humidistat
- MaxiPlus BYLCD - bypass, universal, integral LCD
- MaxiPlus BLHLCD - bypass, left drain, humidistat, integral LCD
- MaxiPlus BRHLCD - bypass, right drain, humidistat, integral LCD

CONTROL FEATURES - STANDARD

- independent variable speed adjustment for each motor for trickle, boost and purge speeds.
- adjustable boost speed over-run timer from 0 to 90 minutes.
- adjustable boost speed delay from 0 to 5 minutes
- remote purge - adjustable over-run timer from 0 to 250 minutes, pre-set to 15 minutes (adjustable at factory).
- adjustable night time boost and purge inhibitor
- integral frost-stat - proportionally reduces intake motor speed as temperature falls
- automatic summer bypass

CONTROL FEATURES - FACTORY SET

- change of ductwork handing on humidistat version (trip point can be set at manufacture)
- integral humidistat - proportionally increases motor speeds with rising humidity
- 0-10V connections can be added for:
 - BMS - for remote motor shut-off
 - CO₂ detector
 - home automation system
 - external pre-heater
- 3 speed selector switch
- remote purge
- purge speed over-run time
- holiday mode for reduced speeds when property is unoccupied (factory set option) - default setting is 50% of trickle speed
- run-time and power outage counters downloadable via QR code.

COMPLIES WITH

- Part L1A 2013 of Building Regulations for enhanced energy saving capability
- Part F 2013 of Building Regulations for reliable, efficient ventilation
- EU RoHS Directive Compliant.
- Complies with IEC60335-2-80, LVD2006/95/CE and EMC2014/30/UE (European Directive against radio interference and electro-magnetic compatibility)
- manufactured in UK to ISO 9001
- CE marked
- SAP PCDB Listed

TYPICAL SPECIFICATION AVAILABLE AT

<http://www.vectaire.co.uk/downloads>

Vectaire Ltd can supply all accessories for use with these units, including product filters, air filter cassettes, silencers, fire dampers, air valves, ducting, outside grilles and wall cowls. Additionally, Vectaire offers a design service to ensure that the unit installed is the best possible to provide efficient, effective, low energy and low running cost ventilation. Vectaire can also organise installation, commissioning and maintenance of these products



Maxi Plus BY

TECHNICAL CHARACTERISTICS										
Model	Airflow l/sec					Total Power - Watts				
	100%	80%	60%	40%	20%	100%	80%	60%	40%	20%
Maxi Plus BY	238	186	135	84	35	355	184	85	32	8

Maxi Plus BY		Sound Power Levels, L_w [dB] - Octave Bands Frequency Hz.								Sound Pressure dBA @ 3m
Curve Ref		63	125	250	500	1k	2k	4k	8k	
100% (238 l/sec)	Extract	67	63	66	64	64	61	58	54	39.4
	Supply	72	68	71	69	69	66	63	59	
	Breakout	68	63	63	55	37	31	21	18	
80% (186 l/sec)	Extract	63	58	61	59	58	55	51	46	37.2
	Supply	68	63	66	64	63	60	56	51	
	Breakout	67	61	61	52	36	30	20	13	
60% (135 l/sec)	Extract	58	52	53	51	51	48	43	35	33.8
	Supply	63	57	58	56	56	53	48	40	
	Breakout	67	59	57	48	34	27	18	12	
40% (84 l/sec)	Extract	51	44	44	42	42	37	31	21	27.3
	Supply	56	49	49	47	47	42	36	26	
	Breakout	63	54	50	40	26	20	12	12	
20% (35 l/sec)	Extract	40	32	30	29	27	24	3	4	20.4
	Supply	45	37	35	34	32	29	8	9	
	Breakout	55	51	39	34	19	10	8	11	

The breakout dB(A) sound pressure values are given for hemispherical free field propagation at a distance of 3m from the unit

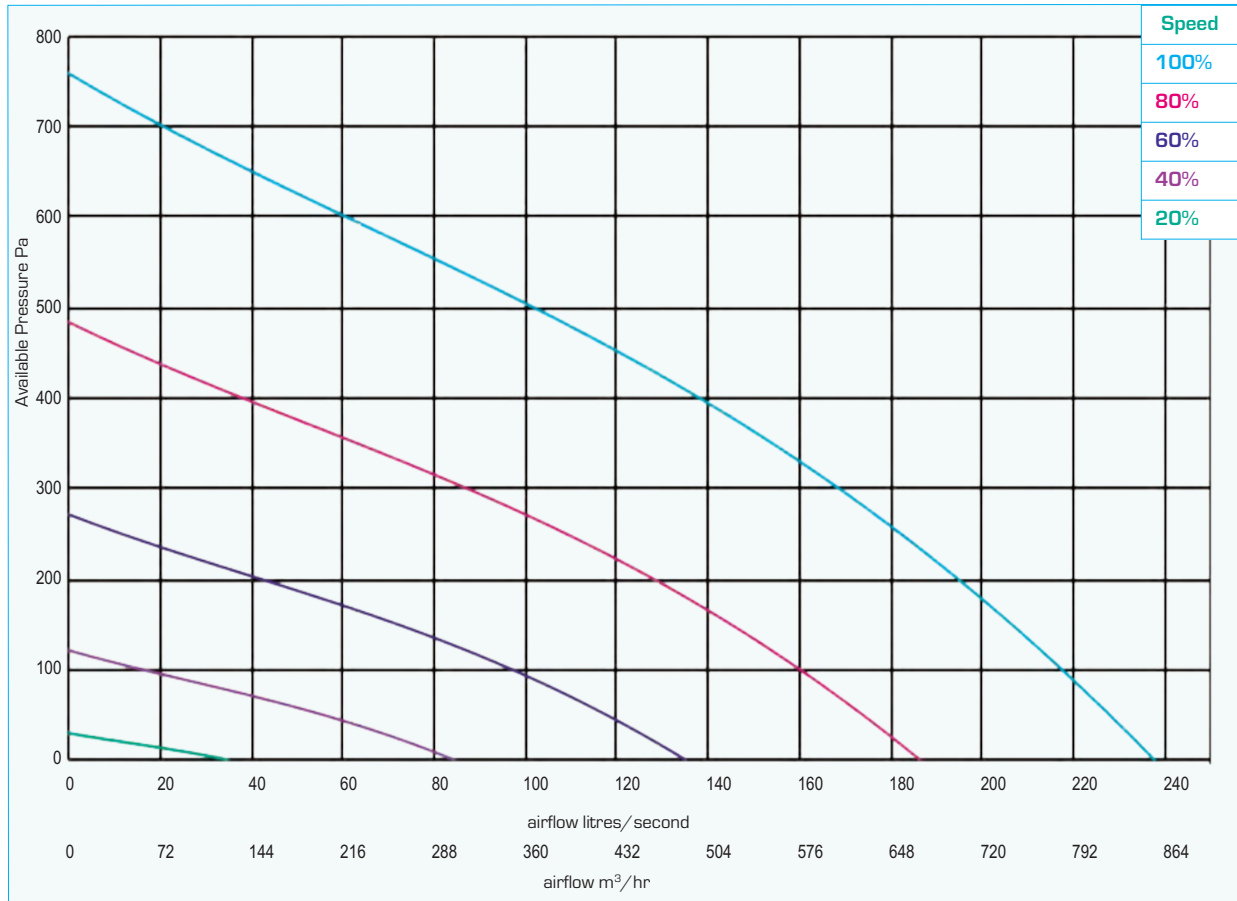
RESULTS for SAP CALCULATIONS						
ENERGY LEVEL PERFORMANCE - using rigid ducting only						
Exhaust Terminal Configuration	2009 Data			2012 Data		
	Airflow [l/sec]	Specific Fan Power [W/l/sec]	Heat Exchange Efficiency	Airflow [l/sec]	Specific Fan Power [W/l/sec]	Heat Exchange Efficiency
Kitchen + 1 additional wet room	15	0.75	89%	21	0.56	89%
Kitchen + 2 additional wet rooms	21	0.56	89%	29	0.47	89%
Kitchen + 3 additional wet rooms	27	0.46	89%	37	0.50	88%
Kitchen + 4 additional wet rooms	33	0.46	88%	45	0.56	87%
Kitchen + 5 additional wet rooms	39	0.49	88%	53	0.66	86%
Kitchen + 6 additional wet rooms	45	0.55	87%	61	0.78	85%
Kitchen + 7 additional wet rooms	51	0.63	86%	69	0.94	84%

Figures at minimum flow rate conditions

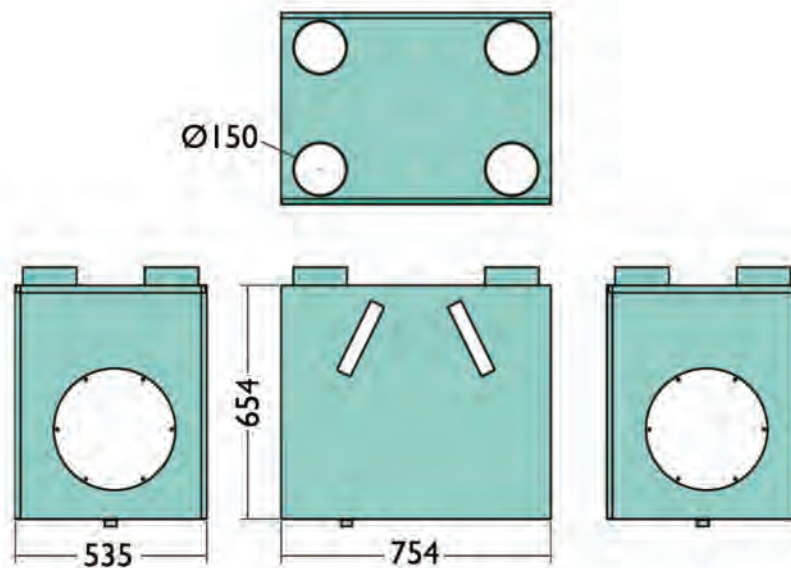


Maxi Plus BY

PERFORMANCE (curves are for guidance only)



DIMENSIONS - mm




N.B a clearance of at least 150 mm should be allowed on each side of the cabinet for access to the interior



Maxi-Plus-BY-AT

with acoustic attenuation



Maxi-Plus-BY-AT

- very low noise levels - lined with Class "O" fire resistant acoustic foam
- with summer bypass and frost-stat
- efficient, low energy solution to controlling condensation and pollution in residential properties up to 400m²
- up to 89% heat exchange efficiency
- variable choice of low (trickle), boost and purge speed at installation
- for wall, cupboard or loft installation
- universal handing for models without humidistat
- low running costs
- complies with Building Regulations Parts L1A 2013 and F 2013
- manufactured in UK to ISO 9001
- accurate commissioning via integral touch screen LCD



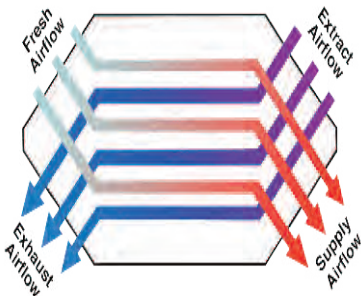
Maxi-Plus-BY-AT with acoustic attenuation

GENERAL FEATURES

- extremely low noise levels
- Up to 230 litre/sec at 50Pa - max 238 litre/sec capacity
- sfp down to 0.46 W/l/s
- summer bypass which allows the two airflows to bypass the heat exchanger automatically when internal and external temperatures are between adjustable setpoints.
- frost-stat - proportionally reduces intake motor speed as temperature falls - activated when the outside temperature between +8°C and -3°C.
- run-time and power outage counters
- easy to install and maintain
- easy to access G3 filters
- universal handing for models without humidistat - left or right (see separate diagram on page 6 for handing on humidistat models)
- for fitting vertically into lofts, or cupboards - wall fixing bracket supplied
- variable low (trickle), boost and purge options for each motor
- boost speed can be activated by a 230V switched live from:
 - A light switch (if more than one light switch is used, each one must be a double pole switch)
 - Remote humidistat (230V - DRH240)
 - Passive infra red (230V - PIRFF)
 - Thermostat (230V - THM)
 - Remote switch/pull cord - 230V
- low running costs
- 5 year warranty - 1 year parts and labour, 4 years parts only

TECHNICAL FEATURES

- casing from steel sheet - epoxy paint finish
- lined with Class "O" fire resistant acoustic foam
- low energy EC brushless motor with single width, single inlet, direct drive, forward curved impellers
- operates in temperature up to 60°C
- easy to access standard, disposable G3 filters
- counter flow heat exchanger



MODELS AVAILABLE:

- MaxiPlus/ BYATLCD - bypass, attenuation, universal, integral LCD
- MaxiPlus/ ATLCDLH - bypass, attenuation, left drain, humidistat, integral LCD
- MaxiPlus/ ATLCDRH - bypass, attenuation, right drain, humidistat, integral LCD

CONTROL FEATURES - STANDARD

- independent variable speed adjustment for each motor for trickle, boost and purge speeds.
- adjustable boost speed over-run timer from 0 to 90 minutes.
- adjustable boost speed delay from 0 to 5 minutes
- remote purge - adjustable over-run timer from 0 to 250 minutes, pre-set to 15 minutes (adjustable at factory).
- adjustable night time boost and purge inhibitor
- integral frost-stat - proportionally reduces intake motor speed as temperature falls
- automatic summer bypass

CONTROL FEATURES - FACTORY SET

- change of ductwork handing on humidistat version (trip point can be set at manufacture)
- integral humidistat - proportionally increases motor speeds with rising humidity
- 0-10V connections can be added for:
 - BMS - for remote motor shut-off
 - CO₂ detector
 - home automation system
 - external pre-heater
- 3 speed selector switch
- remote purge
- purge speed over-run time
- holiday mode for reduced speeds when property is unoccupied (factory set option) - default setting is 50% of trickle speed
- run-time and power outage counters downloadable via QR code.

COMPLIES WITH

- Part L1A 2013 of Building Regulations for enhanced energy saving capability
- Part F 2013 of Building Regulations for reliable, efficient ventilation
- EU RoHS Directive Compliant.
- Complies with IEC60335-2-80, LVD2006/95/CE and EMC2014/30/UE (European Directive against radio interference and electro-magnetic compatibility)
- manufactured in UK to ISO 9001
- CE marked
- SAP PCDB Listed

TYPICAL SPECIFICATION AVAILABLE AT

<http://www.vectaire.co.uk/downloads>

Vectaire Ltd can supply all accessories for use with these units, including product filters, air filter cassettes, silencers, fire dampers, air valves, ducting, outside grilles and wall cowls. Additionally, Vectaire offers a design service to ensure that the unit installed is the best possible to provide efficient, effective, low energy and low running cost ventilation. Vectaire can also organise installation, commissioning and maintenance of these products



Maxi-Plus-BY-AT

with acoustic attenuation

TECHNICAL CHARACTERISTICS										
Model	Airflow l/sec					Total Power - Watts				
	100%	80%	60%	40%	20%	100%	80%	60%	40%	20%
Maxi Plus BY AT	238	186	135	84	35	355	184	85	32	8

Maxi Plus BY AT		Sound Power Levels, L_w [dB] - Octave Bands Frequency Hz.								Sound Pressure dBA @ 3m
Curve Ref		63	125	250	500	1k	2k	4k	8k	
100% (238 l/sec)	Extract	67	63	66	64	64	61	58	54	34.1
	Supply	72	68	71	69	69	66	63	59	
	Breakout	64	58	59	42	36	32	29	24	
80% (186 l/sec)	Extract	63	58	61	59	58	55	51	46	29.1
	Supply	68	63	66	64	63	60	56	51	
	Breakout	60	53	54	37	30	26	22	16	
60% (135 l/sec)	Extract	58	52	53	51	51	48	43	35	25.0
	Supply	63	57	58	56	56	53	48	40	
	Breakout	60	54	48	36	23	18	11	8	
40% (84 l/sec)	Extract	51	44	44	42	42	37	31	21	19.8
	Supply	56	49	49	47	47	42	36	26	
	Breakout	56	49	42	29	18	14	8	8	
20% (35 l/sec)	Extract	40	32	30	29	27	24	3	4	14.4
	Supply	45	37	35	34	32	29	8	9	
	Breakout	50	47	33	25	13	7	5	7	

The breakout dB(A) sound pressure values are given for hemispherical free field propagation at a distance of 3m from the unit

RESULTS for SAP CALCULATIONS						
ENERGY LEVEL PERFORMANCE - using rigid ducting only						
Exhaust Terminal Configuration	2009 Data			2012 Data		
	Airflow [l/sec]	Specific Fan Power [W/l/sec]	Heat Exchange Efficiency	Airflow [l/sec]	Specific Fan Power [W/l/sec]	Heat Exchange Efficiency
Kitchen + 1 additional wet room	15	0.75	89%	21	0.56	89%
Kitchen + 2 additional wet rooms	21	0.56	89%	29	0.47	89%
Kitchen + 3 additional wet rooms	27	0.46	89%	37	0.50	88%
Kitchen + 4 additional wet rooms	33	0.46	88%	45	0.56	87%
Kitchen + 5 additional wet rooms	39	0.49	88%	53	0.66	86%
Kitchen + 6 additional wet rooms	45	0.55	87%	61	0.78	85%
Kitchen + 7 additional wet rooms	51	0.63	86%	69	0.94	84%

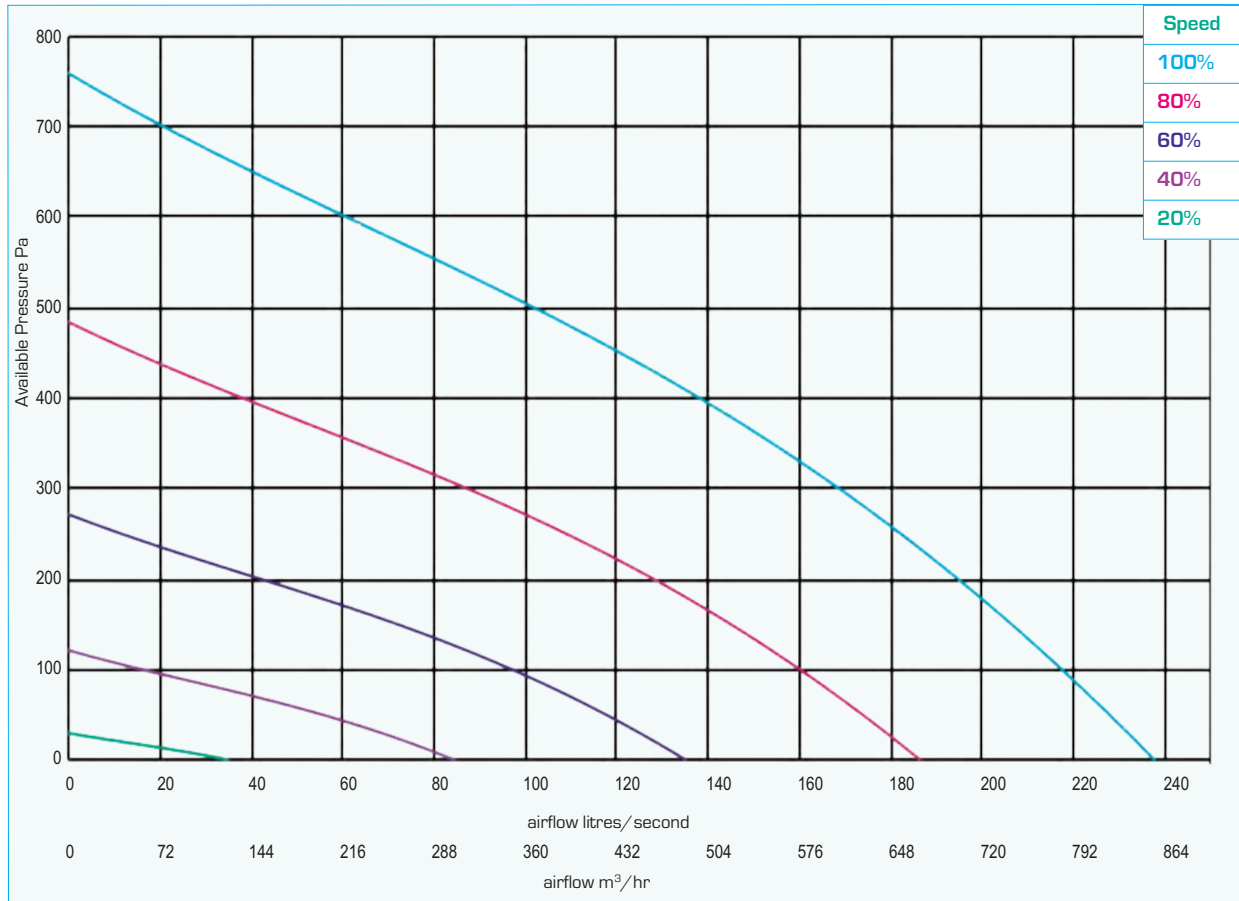
Figures at minimum flow rate conditions



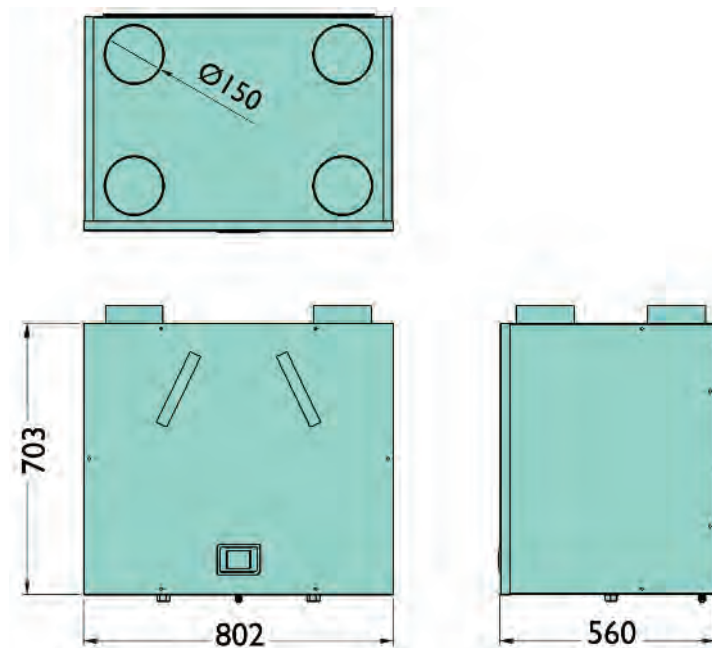
Maxi-Plus-BY-AT

with acoustic attenuation

PERFORMANCE (curves are for guidance only)



DIMENSIONS - mm



N.B a clearance of at least 150 mm should be allowed on each side of the cabinet for access to the interior



Horizontal MVHR

EVOs, WHHR100/90DC-B, Mini and Studio

Vectaire's range of horizontal MVHRs include the EVOs, WHHR100/90DC-B, Mini and Studio. All these models provide optimum ventilation by continuously and quietly supplying fresh air. The energy efficient motors automatically remove excess moisture helping to maintain a healthy atmosphere.

They tackle condensation in areas between 60m² and 200m² making them ideal for all residential dwellings, whether houses, apartments or student accommodation with the most powerful models also being suitable for hotels, care homes, multi-occupancy establishments and other commercial properties.

These MVHRs meet the latest requirements of the Building Regulations for whole house ventilation systems with heat recovery (System 4).

How They Work

They incorporate two fans - one extracts stale, damp air from the wet rooms in a building, and the other replaces it with warmed fresh air from outside. The two airflows pass through a heat exchanger which recovers the heat from the outgoing air. This is filtered and tempered before being transferred to the incoming fresh air supply and ducted to the living areas. Thus the dwelling is permanently well ventilated and comfortable with good indoor air quality.

Vectaire MVHRs can recover up to 94% of the heat which might otherwise be lost.

The speed of the two fans can be adjusted independently with a choice of variable trickle, boost and purge speeds at installation

Summer Bypass

All models incorporate a summer bypass which allows the two airflows to bypass the heat exchanger automatically when internal and external temperatures are between adjustable setpoints.

Frost Protection

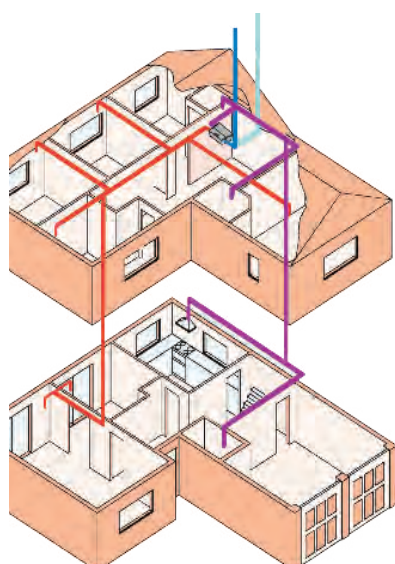
The integral frost-stat proportionally reduces intake motor speed as the temperature falls. This stops the ingress of cold air and consequently the removal of warm air making sure that the ambient remains comfortable. It is activated when the outside temperature is between +8°C and -3°C.

Humidity Control

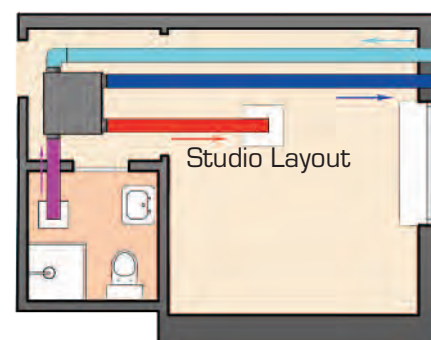
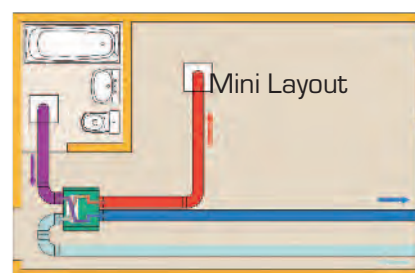
Models with an integral humidity sensor (H) increase the speed of the motors proportionally as the humidity rises. It responds to increases in relative humidity ensuring a comfortable ambience throughout the day and night. The speed of the motors will fall back to normal levels once the excess humidity has been cleared making sure the minimum amount of energy is used.

LCD Control

All models can have a remote commissioning state-of-the-art touch screen LCD controller. It is one of the most technologically advanced available giving both installer and user a range of options to ensure that the MVHR is set to provide quiet and efficient ventilation at all times whilst recovering the heat that would otherwise be lost.



- Incoming fresh air
- Warmed fresh air
- Extracted warm, moist, stale air
- Cooled outgoing stale air
- MVHR





MVHR LCD Controller



- For use with all Vectaire Heat Recovery Units
- Remote units can be mounted wherever is convenient to the user
- (Option of Integral LCD screen with upright MVHRs Midis and Maxis)

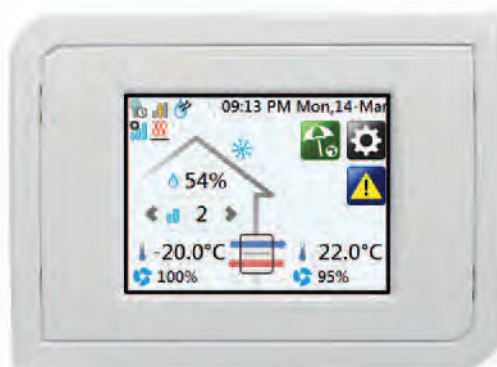
LCD Touch Screen Functions

Display shows:

- > motor speeds - for both supply and extract fans. They can be set independently and are variable
- > inside and outside temperatures
- > status icons - show which functions are currently controlling fan speeds
- > date and time
- > relative humidity level
- > bypass status
- > error and service notifications
- > filter saturation level - shows when filters need replacing

LCD Touch Screen Functions for USER

- > screen allows USER to set and control:
 - time
 - date
 - reset the filter saturation level after filters have been changed
 - holiday mode - sets system to minimum running, saving energy whilst maintaining air quality
 - operating speed
 - language



Commissioning Options - these options are ONLY for use by the installer, and can only be used with a Commissioning Access Code.

If an incorrect passcode is entered 5 times consecutively the system will automatically lock for one hour. Access permissions are lost every time the option screen is exited.

	Setting Time: sets up 12 or 24hr format, DST (daylight saving time) and time zone.		Language Selection
	Setting Date: sets date format		Touch Screen Calibration
	Holiday Mode: sets system to minimum running when required (factory set to maintain air quality)		Commissioning Screen
	Boost Speed Time Delay		Night Time Boost Inhibitor
	Boost Speed Over-run Timer		Screen Cleaning: wipe screen safely without deleting settings
	Run Time Counter and Filter Saturation		Exit to main screen



EVO200

available Summer 2019



EVO200DC

- with summer bypass and frost-stat
- efficient, low energy solution to controlling condensation and pollution in residential properties up to 120m²
- up to 94% heat exchange efficiency
- variable choice of low (trickle), boost and purge speed at installation
- for ceiling, loft or void installation
- low noise levels
- low running costs
- complies with Building Regulations Parts L1A 2013 and F 2013
- manufactured in UK to ISO 9001
- accurate commissioning via remote LCD commissioning unit



EVO200

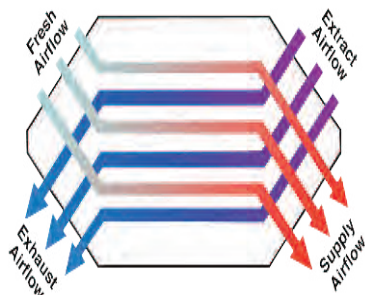
available Summer 2019

GENERAL FEATURES

- up to 74 litre/sec at 50Pa - max 81 litre/sec capacity
- sfp down to 0.64 W/l/s
- summer bypass which allows the two airflows to bypass the heat exchanger automatically when internal and external temperatures are between adjustable setpoints.
- frost-stat - proportionally reduces intake motor speed as temperature falls - activated when the outside temperature between +8°C and -3°C.
- run-time and power outage counters
- easy to install and maintain for ceiling, loft or void in-line installation
- variable low (trickle), boost and purge options for each motor
- boost speed can be activated by a 230V switched live from:
 - A light switch (if more than one light switch is used, each one must be a double pole switch)
 - Remote humidistat (230V - DRH240)
 - Passive infra red (230V - PIRFF)
 - Thermostat (230V - THM)
 - Remote switch/pull cord - 230V
- very low noise levels
- low running costs
- 5 year warranty - 1 year parts and labour, 4 years parts only

TECHNICAL FEATURES

- compact low profile unit - only 200mm deep
- spigot size 204mm x 60mm
- casing from galvanised sheet steel
- thermo-acoustic lining
- pre-wired for easy electrical connection
- low energy EC brushless motor with single width, single inlet, direct drive, backward curved impellers
- operates in temperature up to 50°C
- easy to access standard, disposable G3 filters
- counter flow heat exchanger
- all models bottom access only



MODELS AVAILABLE:

- EVO200DC/BABY - bottom access, bypass
- EVO200DC/LBYH - bottom access, left hand, bypass, humidistat
- EVO200DC/RBYH - bottom access, right hand, bypass, humidistat

CONTROL FEATURES - STANDARD

- independent variable speed adjustment for each motor for trickle, boost and purge speeds.
- adjustable boost speed over-run timer from 0 to 90 minutes.
- adjustable boost speed delay from 0 to 5 minutes
- remote purge - adjustable over-run timer from 0 to 250 minutes, pre-set to 15 minutes (adjustable at factory).
- adjustable night time boost and purge inhibitor
- integral frost-stat - proportionally reduces intake motor speed as temperature falls
- automatic summer bypass

CONTROL FEATURES - FACTORY SET

- change of ductwork handing on humidistat version (trip point can be set at manufacture)
- integral humidistat - proportionally increases motor speeds with rising humidity
- 0-10V connections can be added for:
 - BMS - for remote motor shut-off
 - CO₂ detector
 - home automation system
 - external pre-heater
- 3 speed selector switch
- remote purge
- purge speed over-run time
- holiday mode for reduced speeds when property is unoccupied (factory set option) - default setting is 50% of trickle speed
- run-time and power outage counters downloadable via QR code.

COMPLIES WITH

- Part L1A 2013 of Building Regulations for enhanced energy saving capability
- Part F 2013 of Building Regulations for reliable, efficient ventilation
- EU RoHS Directive Compliant.
- Complies with IEC60335-2-80, LVD2006/95/CE and EMC2014/30/UE (European Directive against radio interference and electro-magnetic compatibility)
- manufactured in UK to ISO 9001
- CE marked

TYPICAL SPECIFICATION AVAILABLE AT

<http://www.vectaire.co.uk/downloads>

Vectaire Ltd can supply all accessories for use with these units, including product filters, air filter cassettes, silencers, fire dampers, air valves, ducting, outside grilles and wall cowls. Additionally, Vectaire offers a design service to ensure that the unit installed is the best possible to provide efficient, effective, low energy and low running cost ventilation. Vectaire can also organise installation, commissioning and maintenance of these products



EVO200

available Summer 2019

TECHNICAL CHARACTERISTICS										
Model	Airflow l/sec					Total Power - Watts				
	100%	80%	60%	40%	20%	100%	80%	60%	40%	20%
EVO200	81	61	41	23	7	101	52	24	9	2

EVO200		Sound Power Levels, L_w [dB] - Octave Bands Frequency Hz.								Sound Pressure dBA @ 3m
Curve Ref		63	125	250	500	1k	2k	4k	8k	
100% (81 l/sec)	Extract	63	61	63	64	61	59	60	50	33.8
	Supply	68	66	68	69	66	64	65	55	
	Breakout	66	59	55	50	41	33	28	16	
80% (61 l/sec)	Extract	59	57	58	59	56	53	52	41	29.0
	Supply	64	62	63	64	61	58	57	46	
	Breakout	62	55	50	45	36	27	20	7	
60% (41 l/sec)	Extract	54	53	53	53	50	47	43	32	23.8
	Supply	59	58	58	58	55	52	48	37	
	Breakout	57	51	45	39	30	21	11	< 5	
40% (23 l/sec)	Extract	47	48	45	45	41	37	31	18	16.7
	Supply	52	53	50	50	46	42	36	23	
	Breakout	50	46	37	31	21	11	< 5	< 5	
20% (7 l/sec)	Extract	34	37	32	31	25	21	11	4	<10.0
	Supply	39	42	37	36	30	26	16	9	
	Breakout	37	35	24	17	5	< 5	< 5	< 5	

The breakout dB(A) sound pressure values are given for hemispherical free field propagation at a distance of 3m from the unit

RESULTS for SAP CALCULATIONS						
ENERGY LEVEL PERFORMANCE - using rigid ducting only						
Exhaust Terminal Configuration	2009 Data			2012 Data		
	Airflow [l/sec]	Specific Fan Power [W/l/sec]	Heat Exchange Efficiency	Airflow [l/sec]	Specific Fan Power [W/l/sec]	Heat Exchange Efficiency
Kitchen + 1 additional wet room	15	0.64	94%	21	0.70	93%
Kitchen + 2 additional wet rooms	21	0.70	93%	29	0.85	93%
Kitchen + 3 additional wet rooms	27	0.80	93%	37	1.06	92%
Kitchen + 4 additional wet rooms	33	0.95	92%	45	1.29	91%
Kitchen + 5 additional wet rooms	39	1.12	92%			
Kitchen + 6 additional wet rooms	45	1.29	91%			

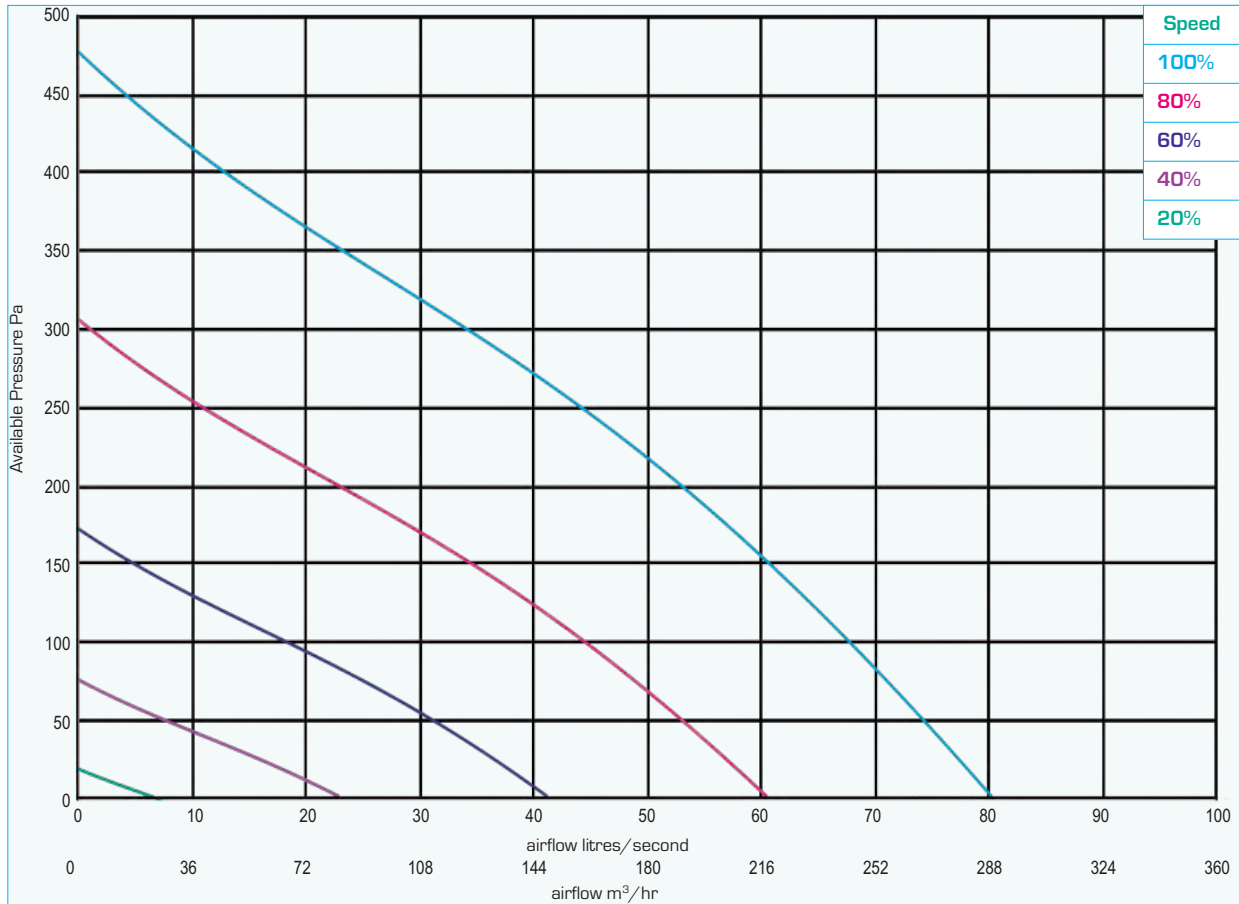
Figures at minimum flow rate conditions - tested by our own laboratory



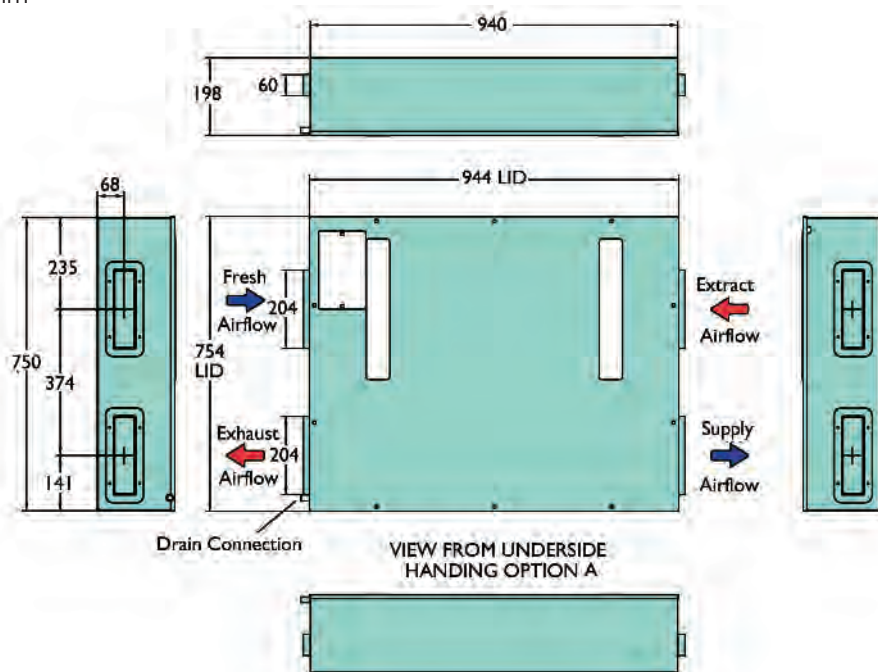
EVO200

available Summer 2019

PERFORMANCE (curves are for guidance only)



DIMENSIONS - mm



N.B a clearance of at least 944L x 754W x 400H mm should be available on each side of the cabinet to allow access to the motors



EVO250



EVO250DC

- with summer bypass and frost-stat
- efficient, low energy solution to controlling condensation and pollution in residential properties up to 150m²
- up to 88% heat exchange efficiency
- variable choice of low (trickle), boost and purge speed at installation
- for ceiling, loft or void installation
- low noise levels
- low running costs
- complies with Building Regulations Parts L1A 2013 and F 2013
- manufactured in UK to ISO 9001
- accurate commissioning via remote LCD commissioning unit



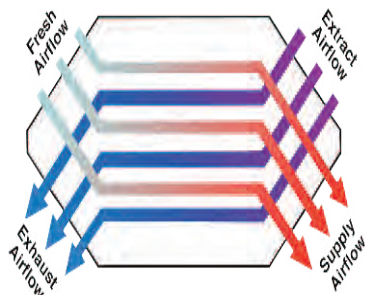
EVO250

GENERAL FEATURES

- up to 80 litre/sec at 50Pa - max 85 litre/sec capacity
- sfp down to 0.70 W/l/s
- summer bypass which allows the two airflows to bypass the heat exchanger automatically when internal and external temperatures are between adjustable setpoints.
- frost-stat - proportionally reduces intake motor speed as temperature falls - activated when the outside temperature between +8°C and -3°C.
- run-time and power outage counters
- easy to install and maintain
- for ceiling, loft or void in-line installation
- variable low (trickle), boost and purge options for each motor
- boost speed can be activated by a 230V switched live from:
 - A light switch (if more than one light switch is used, each one must be a double pole switch)
 - Remote humidistat (230V - DRH240)
 - Passive infra red (230V - PIRFF)
 - Thermostat (230V - THM)
 - Remote switch/pull cord - 230V
- very low noise levels
- low running costs
- 5 year warranty - 1 year parts and labour, 4 years parts only

TECHNICAL FEATURES

- compact low profile unit
- spigot size 204mm x 60mm
- casing from galvanised sheet steel
- thermo-acoustic lining
- pre-wired for easy electrical connection
- low energy EC brushless motor with single width, single inlet, direct drive, backward curved impellers
- operates in temperature up to 60°C
- easy to access standard, disposable G3 filters
- counter flow heat exchanger
- all models bottom access only



MODELS AVAILABLE:

- EVO250DC/BABY - bottom access, bypass
- EVO250DC/BALBYH - bottom access, left hand, bypass, humidistat
- EVO250DC/BARBYH - bottom access, right hand, bypass, humidistat

CONTROL FEATURES - STANDARD

- independent variable speed adjustment for each motor for trickle, boost and purge speeds.
- adjustable boost speed over-run timer from 0 to 90 minutes.
- adjustable boost speed delay from 0 to 5 minutes
- remote purge - adjustable over-run timer from 0 to 250 minutes, pre-set to 15 minutes (adjustable at factory).
- adjustable night time boost and purge inhibitor
- integral frost-stat - proportionally reduces intake motor speed as temperature falls
- automatic summer bypass

CONTROL FEATURES - FACTORY SET

- change of ductwork handing on humidistat version (trip point can be set at manufacture)
- integral humidistat - proportionally increases motor speeds with rising humidity
- 0-10V connections can be added for:
 - BMS - for remote motor shut-off
 - CO₂ detector
 - home automation system
 - external pre-heater
- 3 speed selector switch
- remote purge
- purge speed over-run time
- holiday mode for reduced speeds when property is unoccupied (factory set option) - default setting is 50% of trickle speed
- run-time and power outage counters downloadable via QR code.

COMPLIES WITH

- Part L1A 2013 of Building Regulations for enhanced energy saving capability
- Part F 2013 of Building Regulations for reliable, efficient ventilation
- EU RoHS Directive Compliant.
- Complies with IEC60335-2-80, LVD2006/95/CE and EMC2014/30/UE (European Directive against radio interference and electro-magnetic compatibility)
- manufactured in UK to ISO 9001
- CE marked
- SAP PCDB Listed

TYPICAL SPECIFICATION AVAILABLE AT

<http://www.vectaire.co.uk/downloads>

Vectaire Ltd can supply all accessories for use with these units, including product filters, air filter cassettes, silencers, fire dampers, air valves, ducting, outside grilles and wall cowls. Additionally, Vectaire offers a design service to ensure that the unit installed is the best possible to provide efficient, effective, low energy and low running cost ventilation. Vectaire can also organise installation, commissioning and maintenance of these products



EVO250

TECHNICAL CHARACTERISTICS										
Model	Airflow l/sec					Total Power - Watts				
	100%	80%	60%	40%	20%	100%	80%	60%	40%	20%
EVO250	85	67	48	30	12	101	53	23	9	2

EVO250		Sound Power Levels, L_w [dB] - Octave Bands Frequency Hz.								Sound Pressure dBA @ 3m
Curve Ref		63	125	250	500	1k	2k	4k	8k	
100% (85 l/sec)	Extract	63	60	62	64	61	59	60	50	33.4
	Supply	68	65	67	69	66	64	65	55	
	Breakout	66	58	54	50	41	33	28	16	
80% (67 l/sec)	Extract	59	57	58	58	56	53	53	42	28.7
	Supply	64	62	63	63	61	58	58	47	
	Breakout	62	55	50	44	36	27	21	8	
60% (48 l/sec)	Extract	54	51	51	52	49	46	43	31	22.4
	Supply	59	56	56	57	54	51	48	36	
	Breakout	57	49	43	38	29	20	11	< 5	
40% (30 l/sec)	Extract	46	44	43	42	40	36	31	17	14.1
	Supply	51	49	48	47	45	41	36	22	
	Breakout	49	42	35	28	20	10	< 5	< 5	
20% (12 l/sec)	Extract	33	33	29	28	24	20	5	3	< 10.0
	Supply	38	38	34	33	29	25	10	8	
	Breakout	36	31	21	14	< 5	< 5	< 5	< 5	

The breakout dB(A) sound pressure values are given for hemispherical free field propagation at a distance of 3m from the unit

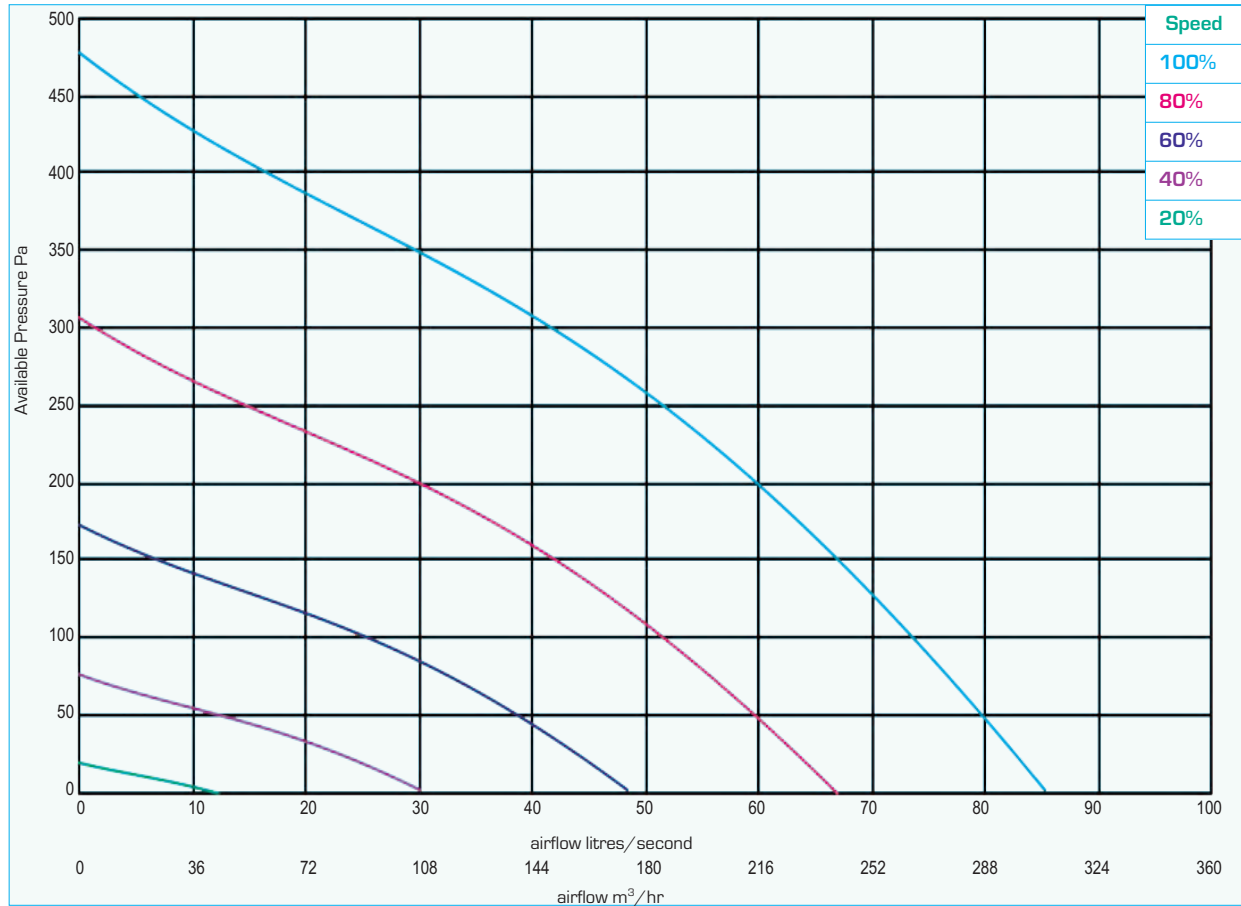
RESULTS for SAP CALCULATIONS						
ENERGY LEVEL PERFORMANCE - using rigid ducting only						
Exhaust Terminal Configuration	2009 Data			2012 Data		
	Airflow [l/sec]	Specific Fan Power [W/l/sec]	Heat Exchange Efficiency	Airflow [l/sec]	Specific Fan Power [W/l/sec]	Heat Exchange Efficiency
Kitchen + 1 additional wet room	15	0.70	88%	21	0.75	87%
Kitchen + 2 additional wet rooms	21	0.72	87%	29	0.89	86%
Kitchen + 3 additional wet rooms	27	0.82	87%	37	1.00	85%
Kitchen + 4 additional wet rooms	33	0.99	86%	45	1.37	84%
Kitchen + 5 additional wet rooms	39	1.01	85%			
Kitchen + 6 additional wet rooms	45	1.35	84%			

Figures at minimum flow rate conditions

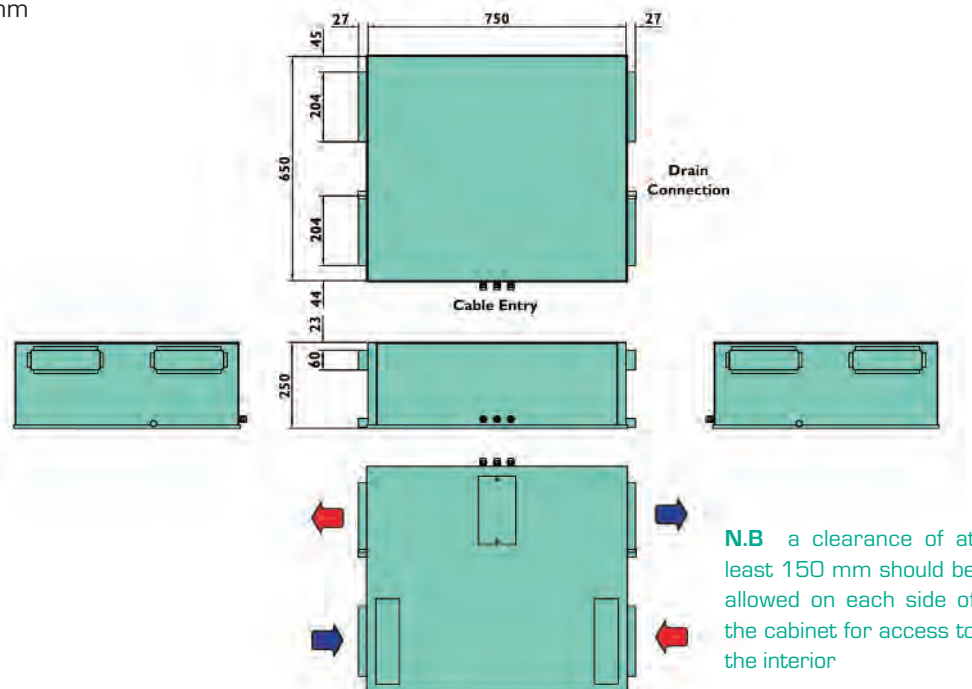


EVO250

PERFORMANCE (curves are for guidance only)




DIMENSIONS - mm





EVO90



EVO90DC

- with summer bypass and frost-stat
- efficient, low energy solution to controlling condensation and pollution in residential properties up to 135m²
- up to 79% heat exchange efficiency
- variable choice of low (trickle), boost and purge speed at installation
- for ceiling, loft or void installation
- low noise levels
- low running costs
- complies with Building Regulations Parts L1A 2013 and F 2013
- manufactured in UK to ISO 9001
- accurate commissioning via remote LCD commissioning unit



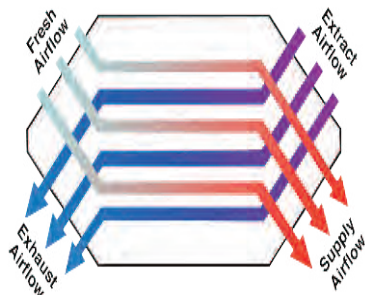
EVO90

GENERAL FEATURES

- up to 74 litre/sec at 50Pa - max 80 litre/sec capacity
- sfp down to 0.71 W/l/s
- summer bypass which allows the two airflows to bypass the heat exchanger automatically when internal and external temperatures are between adjustable setpoints.
- frost-stat - proportionally reduces intake motor speed as temperature falls - activated when the outside temperature between +8°C and -3°C.
- run-time and power outage counters
- easy to install and maintain
- for ceiling, loft or void in-line installation
- variable low (trickle), boost and purge options for each motor
- boost speed can be activated by a 230V switched live from:
 - A light switch (if more than one light switch is used, each one must be a double pole switch)
 - Remote humidistat (230V - DRH240)
 - Passive infra red (230V - PIRFF)
 - Thermostat (230V - THM)
 - Remote switch/pull cord - 230V
- very low noise levels
- low running costs
- 5 year warranty - 1 year parts and labour, 4 years parts only

TECHNICAL FEATURES

- compact low profile unit
- casing from galvanised sheet steel
- thermo-acoustic lining
- pre-wired for easy electrical connection
- low energy EC brushless motor with single width, single inlet, direct drive, backward curved impellers
- operates in temperature up to 60°C
- easy to access standard, disposable G3 filters
- counter flow heat exchanger



MODELS AVAILABLE:

- EVO90DC/BALBY - bottom access, left drain, bypass
- EVO90DC/BARBY - bottom access, right drain, bypass
- EVO90DC/BALBYH -bottom access, left drain, bypass, humidistat
- EVO90DC/BARBYH -bottom access, left drain, bypass, humidistat

CONTROL FEATURES - STANDARD

- independent variable speed adjustment for each motor for trickle, boost and purge speeds.
- adjustable boost speed over-run timer from 0 to 90 minutes.
- adjustable boost speed delay from 0 to 5 minutes
- remote purge - adjustable over-run timer from 0 to 250 minutes, pre-set to 15 minutes (adjustable at factory).
- adjustable night time boost and purge inhibitor
- integral frost-stat - proportionally reduces intake motor speed as temperature falls
- automatic summer bypass

CONTROL FEATURES - FACTORY SET

- change of ductwork handing on humidistat version (trip point can be set at manufacture)
- integral humidistat - proportionally increases motor speeds with rising humidity
- 0-10V connections can be added for:
 - BMS - for remote motor shut-off
 - CO₂ detector
 - home automation system
 - external pre-heater
- 3 speed selector switch
- remote purge
- purge speed over-run time
- holiday mode for reduced speeds when property is unoccupied (factory set option) - default setting is 50% of trickle speed
- run-time and power outage counters downloadable via QR code.

COMPLIES WITH

- Part L1A 2013 of Building Regulations for enhanced energy saving capability
- Part F 2013 of Building Regulations for reliable, efficient ventilation
- EU RoHS Directive Compliant.
- Complies with IEC60335-2-80, LVD2006/95/CE and EMC2014/30/UE (European Directive against radio interference and electro-magnetic compatibility
- manufactured in UK to ISO 9001
- CE marked

TYPICAL SPECIFICATION AVAILABLE AT

<http://www.vectaire.co.uk/downloads>

Vectaire Ltd can supply all accessories for use with these units, including product filters, air filter cassettes, silencers, fire dampers, air valves, ducting, outside grilles and wall cowls. Additionally, Vectaire offers a design service to ensure that the unit installed is the best possible to provide efficient, effective, low energy and low running cost ventilation. Vectaire can also organise installation, commissioning and maintenance of these products



EVO90

TECHNICAL CHARACTERISTICS										
Model	Airflow l/sec					Total Power - Watts				
	100%	80%	60%	40%	20%	100%	80%	60%	40%	20%
EVO90	80	61	43	26	10	109	65	38	17	9

EVO90		Sound Power Levels, L_w [dB] - Octave Bands Frequency Hz.								Sound Pressure dBA @ 3m
Curve Ref		63	125	250	500	1k	2k	4k	8k	
100% (80 l/sec)	Extract	64	61	63	64	61	59	60	50	33.9
	Supply	69	66	68	69	66	64	65	55	
	Breakout	67	59	55	50	41	33	28	16	
80% (61 l/sec)	Extract	59	58	58	59	56	54	52	41	29.2
	Supply	64	63	63	64	61	59	57	46	
	Breakout	62	56	50	45	36	28	20	7	
60% (43 l/sec)	Extract	54	53	52	52	49	47	43	32	23.2
	Supply	59	58	57	57	54	52	48	37	
	Breakout	57	51	44	38	29	21	11	< 5	
40% (26 l/sec)	Extract	47	47	45	44	41	37	32	18	16.2
	Supply	52	52	50	49	46	42	37	23	
	Breakout	50	45	37	30	21	11	< 5	< 5	
20% (10 l/sec)	Extract	35	37	32	32	27	22	12	8	< 10.0
	Supply	40	42	37	37	32	27	17	13	
	Breakout	38	35	24	18	7	< 5	< 5	< 5	

The breakout dB(A) sound pressure values are given for hemispherical free field propagation at a distance of 3m from the unit

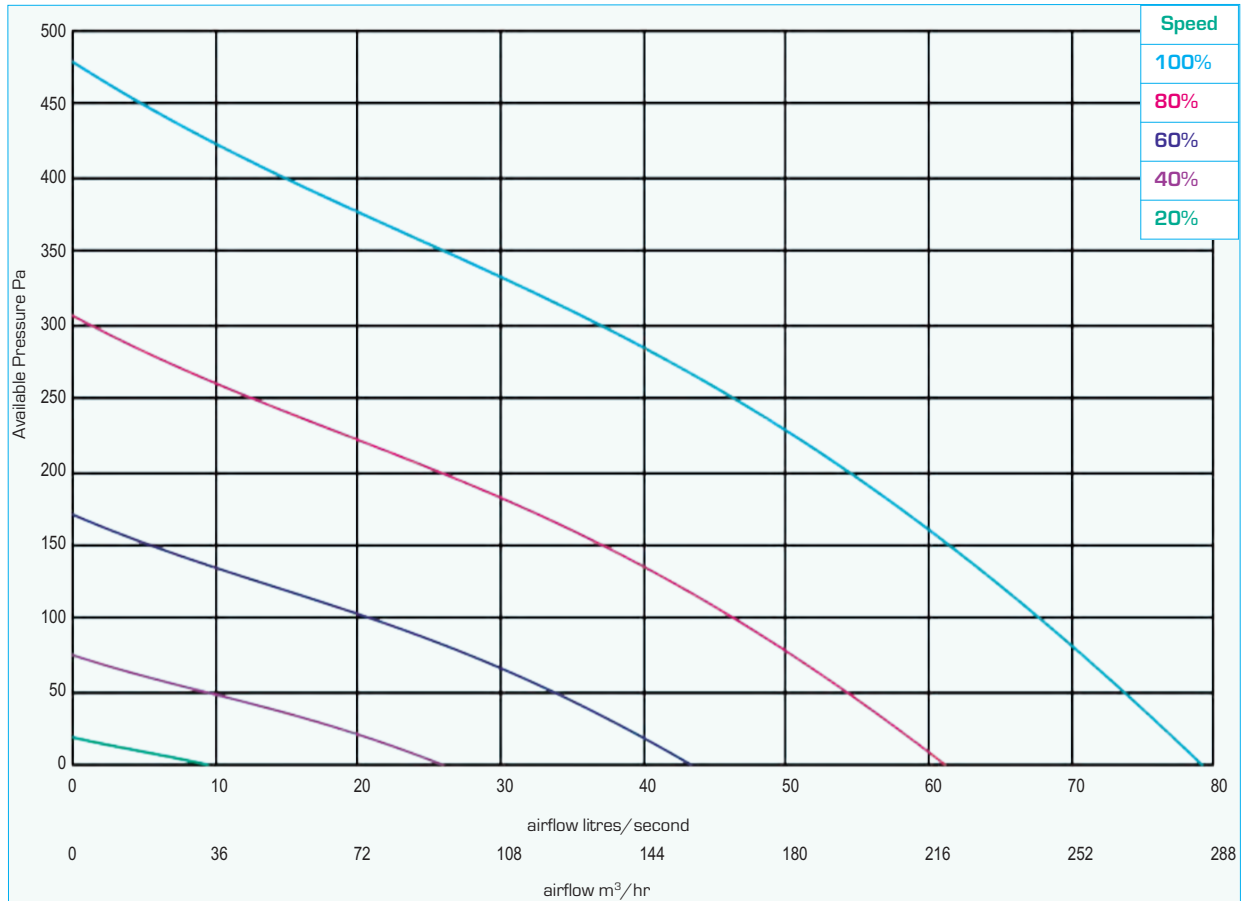
RESULTS for SAP CALCULATIONS			
ENERGY LEVEL PERFORMANCE - using rigid ducting only			
Exhaust Terminal Configuration	2012 Data		
	Airflow (l/sec)	Specific Fan Power (W/l/sec)	Heat Exchange Efficiency
Kitchen + 1 additional wet room	21	0.71	79 %
Kitchen + 2 additional wet rooms	29	0.78	79 %
Kitchen + 3 additional wet rooms	37	0.91	78 %
Kitchen + 4 additional wet rooms	45	0.99	78 %
Kitchen + 5 additional wet rooms	53	1.22	78 %
Kitchen + 6 additional wet rooms	61	1.39	77 %

Figures at minimum flow rate conditions - tested by our own laboratory

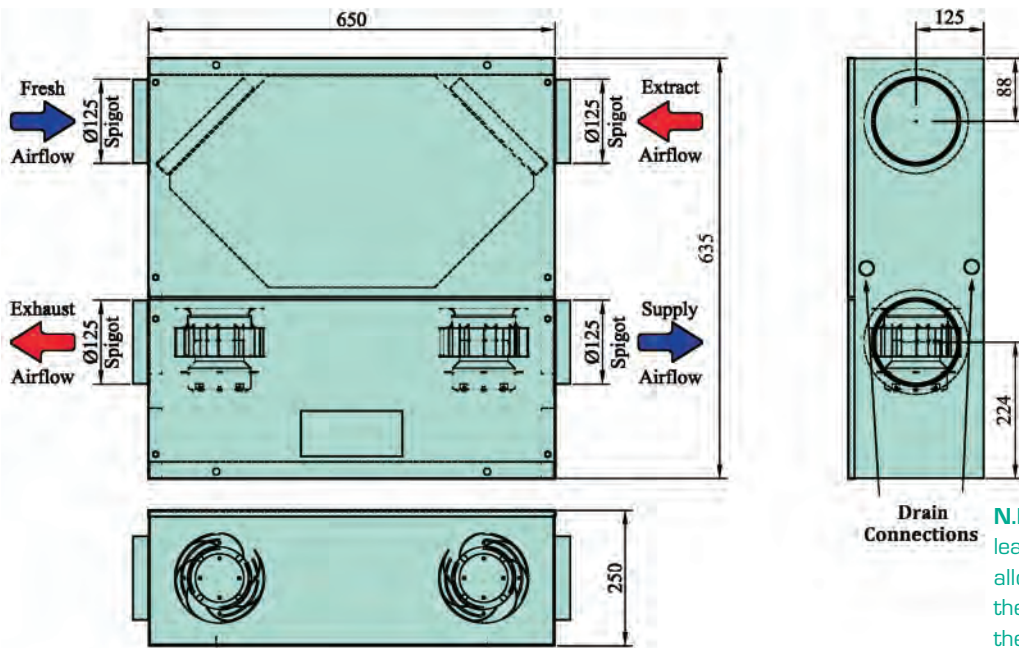


EV090

PERFORMANCE (curves are for guidance only)




DIMENSIONS - mm



Drain Connections **N.B** a clearance of at least 150 mm should be allowed on each side of the cabinet for access to the interior



EVO350



EVO350

- with summer bypass and frost-stat
- efficient, low energy solution to controlling condensation and pollution in residential properties up to 200m²
- up to 88% heat exchange efficiency
- variable choice of low (trickle), boost and purge speed at installation
- for ceiling, loft or void installation
- low noise levels
- low running costs
- complies with Building Regulations Parts L1A 2013 and F 2013
- manufactured in UK to ISO 9001
- accurate commissioning via remote LCD commissioning unit



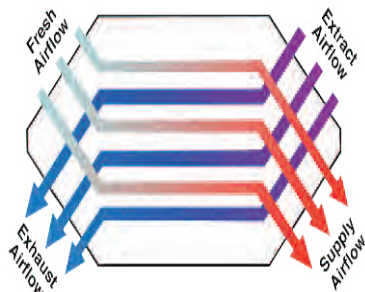
EVO350

GENERAL FEATURES

- up to 107 litre/sec at 50Pa - max 116 litre/sec capacity
- sfp down to 0.67 W/l/s
- summer bypass which allows the two airflows to bypass the heat exchanger automatically when internal and external temperatures are between adjustable setpoints.
- frost-stat - proportionally reduces intake motor speed as temperature falls - activated when the outside temperature between +8°C and -3°C..
- run-time and power outage counters
- easy to install and maintain
- for ceiling, loft or void in-line installation
- variable low (trickle), boost and purge options for each motor
- boost speed can be activated by a 230V switched live from:
 - A light switch (if more than one light switch is used, each one must be a double pole switch)
 - Remote humidistat (230V - DRH240)
 - Passive infra red (230V - PIRFF)
 - Thermostat (230V - THM)
 - Remote switch/pull cord - 230V
- very low noise levels
- low running costs
- 5 year warranty - 1 year parts and labour, 4 years parts only

TECHNICAL FEATURES

- compact low profile unit
- casing from galvanised sheet steel
- thermo-acoustic lining
- pre-wired for easy electrical connection
- low energy EC brushless motor with single width, single inlet, direct drive, backward curved impellers
- operates in temperature up to 60°C
- easy to access standard, disposable G3 filters
- counter flow heat exchanger
- all models bottom access only



MODELS AVAILABLE:

- EVO350DC/BABY - bottom access, bypass
- EVO350DC/BALBYH - bottom access, left drain, bypass, humidistat
- EVO350DC/BARBYH - bottom access, right drain, bypass, humidistat

CONTROL FEATURES - STANDARD

- independent variable speed adjustment for each motor for trickle, boost and purge speeds.
- adjustable boost speed over-run timer from 0 to 30 minutes.
- adjustable boost speed delay from 0 to 5 minutes
- remote purge - adjustable over-run timer from 0 to 250 minutes, pre-set to 15 minutes (adjustable at factory).
- adjustable night time boost and purge inhibitor
- integral frost-stat - proportionally reduces intake motor speed as temperature falls
- automatic summer bypass

CONTROL FEATURES - FACTORY SET

- change of ductwork handing on humidistat version (trip point can be set at manufacture)
- integral humidistat - proportionally increases motor speeds with rising humidity
- 0-10V connections can be added for:
 - BMS - for remote motor shut-off
 - CO₂ detector
 - home automation system
 - external pre-heater
- 3 speed selector switch
- remote purge
- purge speed over-run time
- holiday mode for reduced speeds when property is unoccupied (factory set option) - default setting is 50% of trickle speed
- run-time and power outage counters downloadable via QR code.

COMPLIES WITH

- Part L1A 2013 of Building Regulations for enhanced energy saving capability
- Part F 2013 of Building Regulations for reliable, efficient ventilation
- EU RoHS Directive Compliant.
- Complies with IEC60335-2-80, LVD2006/95/CE and EMC2014/30/UE (European Directive against radio interference and electro-magnetic compatibility)
- manufactured in UK to ISO 9001
- CE marked
- SAP PCDB Listed

TYPICAL SPECIFICATION AVAILABLE AT

<http://www.vectaire.co.uk/downloads>

Vectaire Ltd can supply all accessories for use with these units, including product filters, air filter cassettes, silencers, fire dampers, air valves, ducting, outside grilles and wall cowls. Additionally, Vectaire offers a design service to ensure that the unit installed is the best possible to provide efficient, effective, low energy and low running cost ventilation. Vectaire can also organise installation, commissioning and maintenance of these products



EVO350

TECHNICAL CHARACTERISTICS										
Model	Airflow l/sec					Total Power - Watts				
	100%	80%	60%	40%	20%	100%	80%	60%	40%	20%
EVO350	116	90	64	38	14	157	83	39	15	4

EVO350		Sound Power Levels, L_w [dB] - Octave Bands Frequency Hz.								Sound Pressure dBA @ 3m
Curve Ref		63	125	250	500	1k	2k	4k	8k	
100% (116 l/sec)	Extract	63	65	64	63	60	57	54	49	34.6
	Supply	68	70	69	68	65	62	59	54	
	Breakout	66	63	56	49	40	31	22	15	
80% (90 l/sec)	Extract	59	61	60	58	54	52	48	41	30.3
	Supply	64	66	65	63	59	57	53	46	
	Breakout	62	59	52	44	34	26	16	9	
60% (64 l/sec)	Extract	53	55	54	52	48	45	40	32	24.3
	Supply	58	60	59	57	53	50	45	37	
	Breakout	56	53	46	38	28	19	8	5	
40% (38 l/sec)	Extract	46	48	46	43	39	35	29	17	16.5
	Supply	51	53	51	48	44	40	34	22	
	Breakout	49	46	38	29	19	9	7	<5	
20% (14 l/sec)	Extract	35	36	32	28	24	20	7	5	<10
	Supply	40	41	37	33	29	25	12	10	
	Breakout	38	34	24	14	8	6	<5	<5	

The breakout dB(A) sound pressure values are given for hemispherical free field propagation at a distance of 3m from the unit

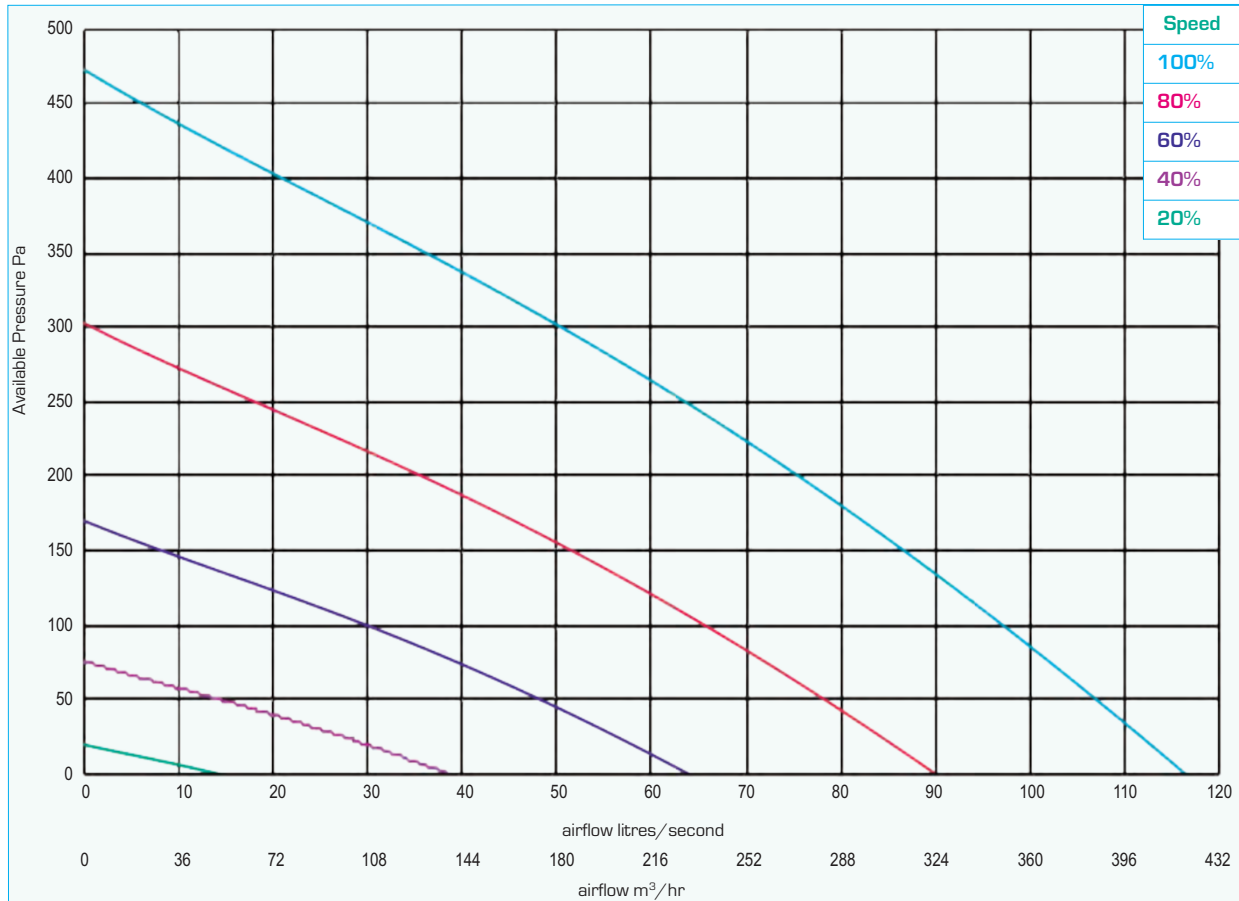
RESULTS for SAP CALCULATIONS						
ENERGY LEVEL PERFORMANCE - using rigid ducting only						
Exhaust Terminal Configuration	2009 Data			2012 Data		
	Airflow [l/sec]	Specific Fan Power [W/l/sec]	Heat Exchange Efficiency	Airflow [l/sec]	Specific Fan Power [W/l/sec]	Heat Exchange Efficiency
Kitchen + 1 additional wet room	15	0.76	88%	21	0.75	87%
Kitchen + 2 additional wet rooms	21	0.67	87%	29	0.76	85%
Kitchen + 3 additional wet rooms	27	0.69	85%	37	0.86	84%
Kitchen + 4 additional wet rooms	33	0.78	84%	45	1.05	83%
Kitchen + 5 additional wet rooms	39	0.89	83%	53	1.24	82%
Kitchen + 6 additional wet rooms	45	1.02	83%			
Kitchen +7 additional wet rooms	51	1.19	82%			

Figures at minimum flow rate conditions

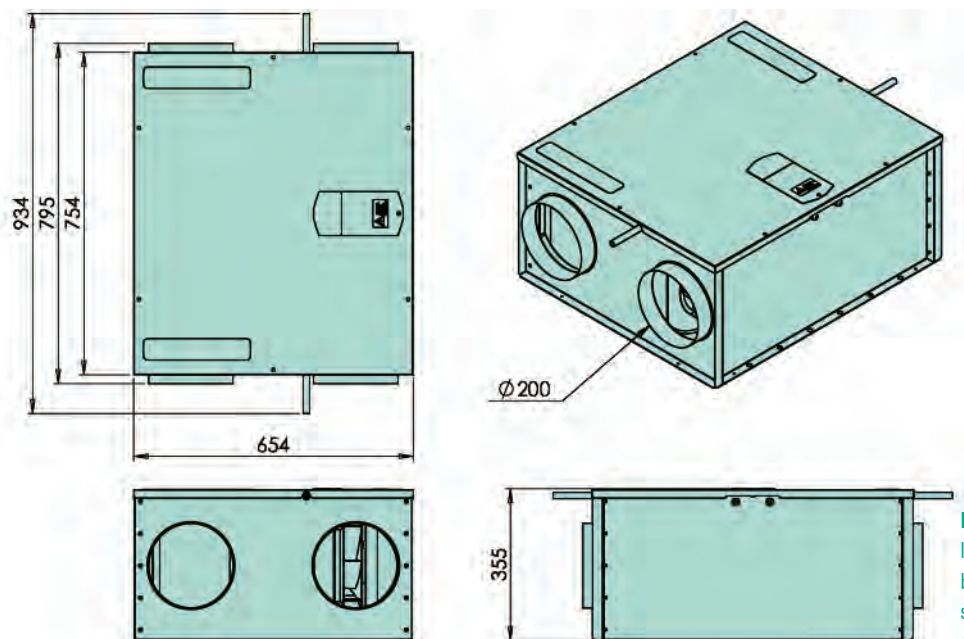


EVO350

PERFORMANCE (curves are for guidance only)



DIMENSIONS - mm



N.B a clearance of at least 150 mm should be allowed on each side of the cabinet for access to the interior



Studio



Studio

- with summer bypass and frost-stat
- efficient, low energy solution to controlling condensation and pollution in residential properties up to 100m²
- up to 80% heat exchange efficiency
- variable choice of low (trickle), boost and purge speed at installation
- for ceiling, loft or void installation
- low noise levels
- low running costs
- complies with Building Regulations Parts L1A 2013 and F 2013
- manufactured in UK to ISO 9001
- accurate commissioning via remote LCD commissioning unit
- * non-bypass models available



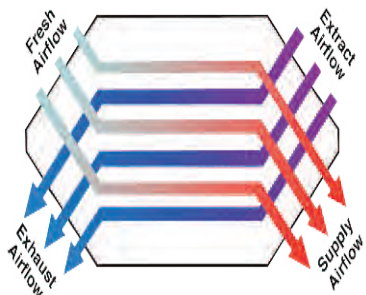
Studio

GENERAL FEATURES

- for 1 or 2 bedroom apartments, hotel rooms, student accommodation, extra care facilities, multi-occupancy establishments etc
- Up to 55 litre/sec at 50Pa - max 59 litre/sec capacity
- sfp down to 0.91 W/l/s
- summer bypass which allows the two airflows to bypass the heat exchanger automatically when internal and external temperatures are between adjustable setpoints.
- frost-stat - proportionally reduces intake motor speed as temperature falls - activated when the outside temperature between +8°C and -3°C..
- run-time and power outage counters
- easy to install and maintain
- for ceiling, loft or void in-line installation
- variable low (trickle), boost and purge options for each motor
- boost speed can be activated by a 230V switched live from:
 - A light switch (if more than one light switch is used, each one must be a double pole switch)
 - Remote humidistat (230V - DRH240)
 - Passive infra red (230V - PIRFF)
 - Thermostat (230V - THM)
 - Remote switch/pull cord - 230V
- very low noise levels
- low running costs
- 5 year warranty - 1 year parts and labour, 4 years parts only

TECHNICAL FEATURES

- compact low profile unit with galvanised sheet steel casing
- thermo-acoustic lining
- pre-wired for easy electrical connection
- low energy EC brushless motor with single width, single inlet, direct drive, backward curved impellers
- operates in temperature up to 50°C
- easy to access standard, disposable G3 filters
- counter flow heat exchanger
- all models bottom access only with right or left drain



- Incoming fresh air
- Warmed fresh air
- Extracted warm, moist, stale air
- Cooled outgoing stale air
- MVHR

MODELS AVAILABLE:

- Studio LB - left drain, bypass
- Studio RB - right drain, bypass
- Studio LBH - left drain, bypass, humidistat
- Studio RBH - right drain, bypass, humidistat
- Studio L - left drain
- Studio R - right drain
- Studio LH - left drain, humidistat
- Studio RH - right drain, humidistat

CONTROL FEATURES - STANDARD

- independent variable speed adjustment for each motor for trickle, boost and purge speeds.
- adjustable boost speed over-run timer from 0 to 90 minutes.
- adjustable boost speed delay from 0 to 5 minutes
- remote purge - adjustable over-run timer from 0 to 250 minutes, pre-set to 15 minutes (adjustable at factory).
- adjustable night time boost and purge inhibitor
- integral frost-stat - proportionally reduces intake motor speed as temperature falls
- automatic summer bypass

CONTROL FEATURES - FACTORY SET

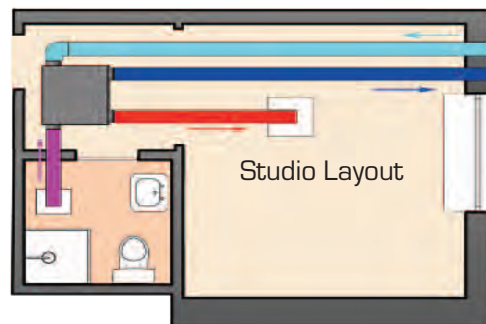
- change of ductwork handing on humidistat version (trip point can be set at manufacture)
- integral humidistat - proportionally increases motor speeds with rising humidity
- 0-10V connections can be added for:
 - BMS - for remote motor shut-off
 - CO₂ detector
 - home automation system
 - external pre-heater
- 3 speed selector switch
- remote purge
- purge speed over-run timer
- holiday mode for reduced speeds when property is unoccupied (factory set option) - default setting is 50% of trickle speed
- run-time and power outage counters downloadable via QR code.

COMPLIES WITH

- Part L1A 2013 of Building Regulations for enhanced energy saving capability
- Part F 2013 of Building Regulations for reliable, efficient ventilation
- EU RoHS Directive Compliant.
- Complies with IEC60335-2-80, LVD2006/95/CE and EMC2014/30/UE (European Directive against radio interference and electro-magnetic compatibility)
- manufactured in UK to ISO 9001
- CE marked
- SAP PCDB Listed


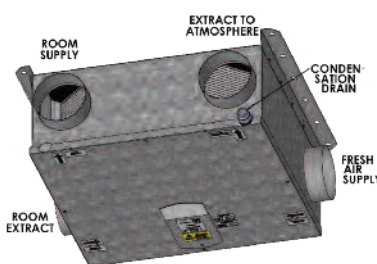
TYPICAL SPECIFICATION AVAILABLE AT

<http://www.vectaire.co.uk/downloads>



STUDIO - OPTION 1 (RIGHT HAND DRAIN)

STUDIO - OPTION 2 (LEFT HAND DRAIN)





Studio

TECHNICAL CHARACTERISTICS										
Model	Airflow l/sec					Total Power - Watts				
	100%	80%	60%	40%	20%	100%	80%	60%	40%	20%
Studio	59	45	30	17	6	100	57	25	10	2

Studio		Sound Power Levels, L_w [dB] - Octave Bands Frequency Hz.								Sound Pressure dBA @ 3m
Curve Ref		63	125	250	500	1k	2k	4k	8k	
100% (59 l/sec)	Extract	63	65	66	66	62	59	57	49	36.3
	Supply	68	70	71	71	67	64	62	54	
	Breakout	66	63	58	52	42	33	25	15	
80% (45 l/sec)	Extract	59	62	61	61	57	54	50	42	31.8
	Supply	64	67	66	66	62	59	55	47	
	Breakout	62	60	53	47	37	28	18	8	
60% (30 l/sec)	Extract	53	57	55	55	50	47	41	32	26.1
	Supply	58	62	60	60	55	52	46	37	
	Breakout	56	55	47	41	30	24	9	< 5	
40% (17 l/sec)	Extract	46	50	47	47	41	37	30	18	18.4
	Supply	51	55	52	52	46	42	35	23	
	Breakout	49	48	39	33	21	11	< 5	< 5	
20% (6 l/sec)	Extract	34	38	33	33	27	22	12	3	<10.0
	Supply	39	43	38	38	32	27	17	8	
	Breakout	37	36	25	19	7	< 5	< 5	< 5	

The breakout dB(A) sound pressure values are given for hemispherical free field propagation at a distance of 3m from the unit

RESULTS for SAP CALCULATIONS						
ENERGY LEVEL PERFORMANCE - using rigid ducting only						
Exhaust Terminal Configuration	2009 Data			2012 Data		
	Airflow [l/sec]	Specific Fan Power [W/l/sec]	Heat Exchange Efficiency	Airflow [l/sec]	Specific Fan Power [W/l/sec]	Heat Exchange Efficiency
Kitchen + 1 additional wet room	15	0.91	80%	21	0.96	79%
Kitchen + 2 additional wet rooms	21	0.92	79%	29	1.08	78%
Kitchen + 3 additional wet rooms	27	1.03	78%	37	1.37	77%
Kitchen + 4 additional wet rooms	33	1.22	77%			
Kitchen + 5 additional wet rooms	39	1.44	77%			

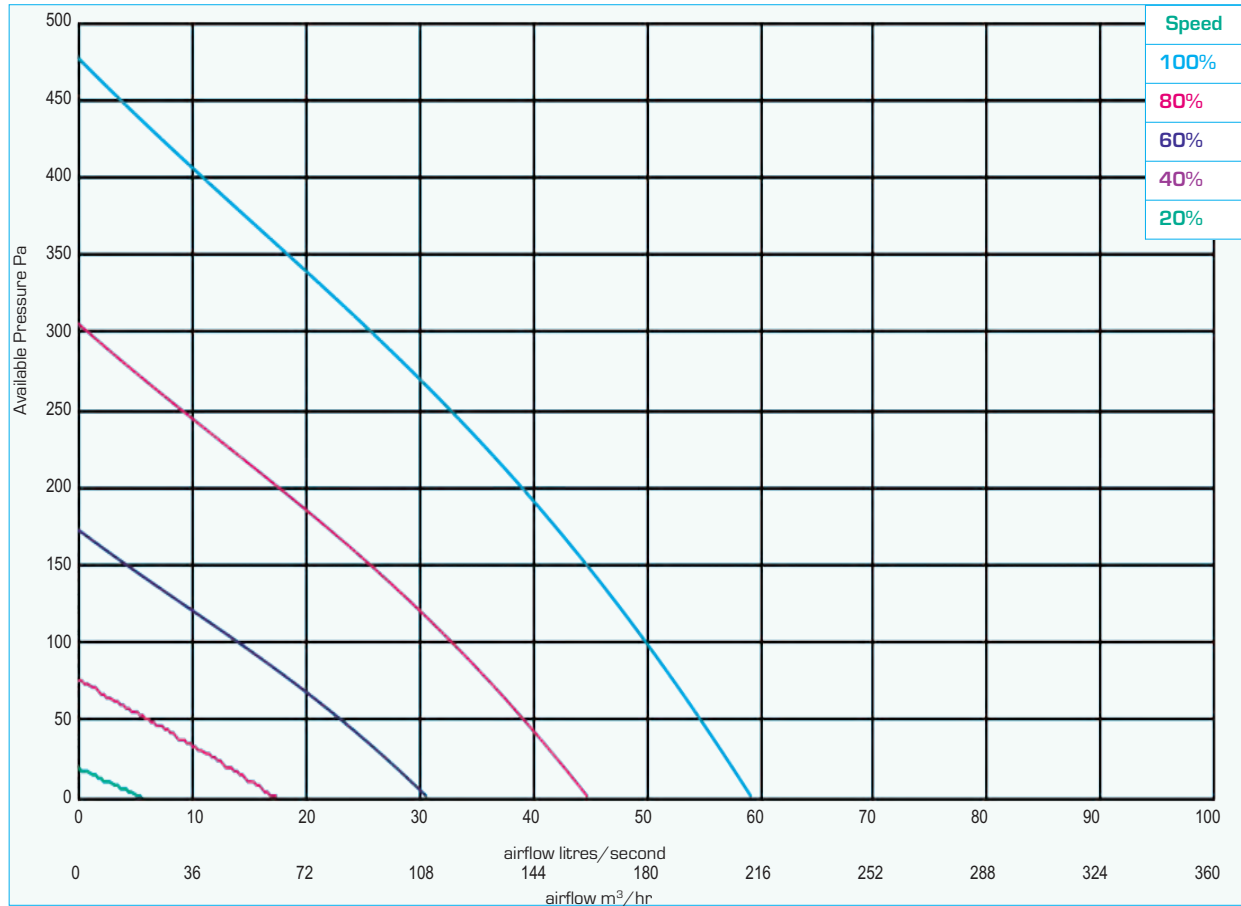
Figures at minimum flow rate conditions -

Vectaire Ltd can supply all accessories for use with these units, including product filters, air filter cassettes, silencers, fire dampers, air valves, ducting, outside grilles and wall cowls. Additionally, Vectaire offers a design service to ensure that the unit installed is the best possible to provide efficient, effective, low energy and low running cost ventilation. Vectaire can also organise installation, commissioning and maintenance of these products

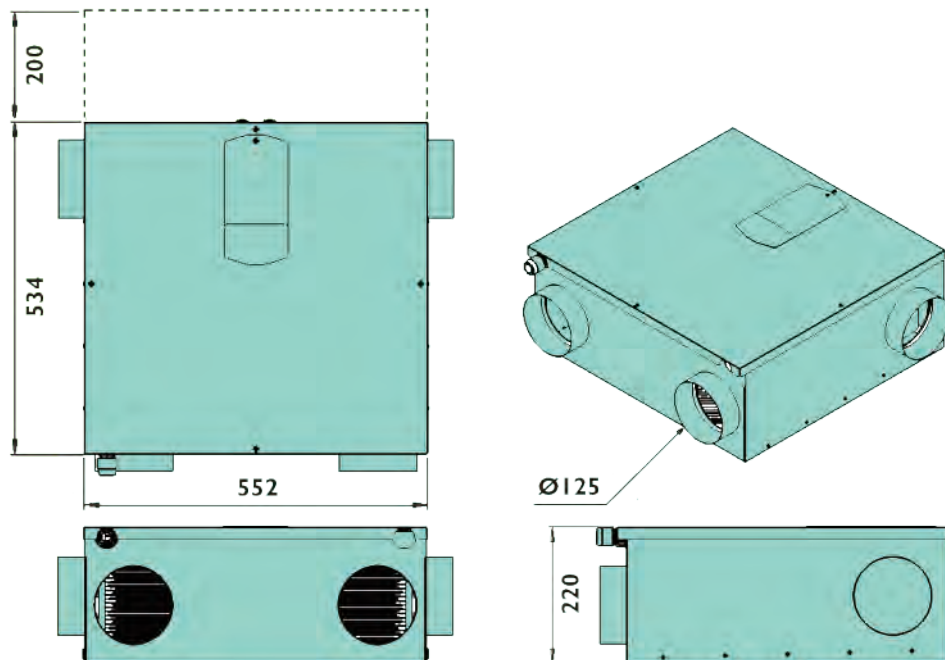


Studio

PERFORMANCE (curves are for guidance only)




DIMENSIONS - mm



N.B a clearance of at least 200 mm should be allowed at the back of the unit for access to the filters, and sufficient allowance is required to remove the lid



Mini



Mini

- with summer bypass and frost-stat
- efficient, low energy solution to controlling condensation and pollution in residential properties up to 70m²
- up to 83% heat exchange efficiency
- variable choice of low (trickle), boost and purge speed at installation
- for ceiling, loft or void installation
- low noise levels
- low running costs
- complies with Building Regulations Parts L1A 2013 and F 2013
- manufactured in UK to ISO 9001
- accurate commissioning via remote LCD commissioning unit
- * non-bypass models available



Mini

GENERAL FEATURES

- for 1 or 2 bedroom apartments, hotel rooms, student accommodation, extra care facilities, multi-occupancy establishments etc
- Up to 30 litre/sec at 50Pa - max 34 litre/sec capacity
- sfp down to 1.11 W/l/s
- summer bypass which allows the two airflows to bypass the heat exchanger automatically when internal and external temperatures are between adjustable setpoints.
- frost-stat - proportionally reduces intake motor speed as temperature falls - activated when the outside temperature between +8°C and -3°C..
- run-time and power outage counters
- easy to install and maintain
- for ceiling, loft or void in-line installation
- variable low (trickle), boost and purge options for each motor
- boost speed can be activated by a 230V switched live from:
 - A light switch (if more than one light switch is used, each one must be a double pole switch)
 - Remote humidistat (230V - DRH240)
 - Passive infra red (230V - PIRFF)
 - Thermostat (230V - THM)
 - Remote switch/pull cord - 230V
- very low noise levels
- low running costs
- 5 year warranty - 1 year parts and labour, 4 years parts only

TECHNICAL FEATURES

- compact low profile unit with galvanised sheet steel casing
- thermo-acoustic lining
- pre-wired for easy electrical connection
- low energy EC brushless motor with single width, single inlet, direct drive, backward curved impellers
- operates in temperature up to 60°C
- easy to access standard, disposable G3 filters
- counter flow heat exchanger
- all models bottom access only with right or left drain

CONTROL FEATURES - STANDARD

- independent variable speed adjustment for each motor for trickle, boost and purge speeds.
- adjustable boost speed over-run timer from 0 to 90 minutes.
- adjustable boost speed delay from 0 to 5 minutes
- remote purge - adjustable over-run timer from 0 to 250 minutes, pre-set to 15 minutes (adjustable at factory).
- adjustable night time boost and purge inhibitor
- integral frost-stat - proportionally reduces intake motor speed as temperature falls
- automatic summer bypass [except non-bypass models]

CONTROL FEATURES - FACTORY SET

- change of ductwork handing on humidistat version (trip point can be set at manufacture)
- integral humidistat - proportionally increases motor speeds with rising humidity
- 0-10V connections can be added for:
 - BMS - for remote motor shut-off
 - CO₂ detector
 - home automation system
 - external pre-heater
- 3 speed selector switch
- remote purge
- purge speed over-run time
- holiday mode for reduced speeds when property is unoccupied (factory set option) - default setting is 50% of trickle speed
- run-time and power outage counters downloadable via QR code.

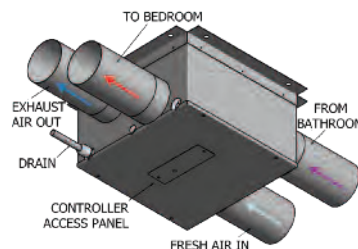
COMPLIES WITH

- Part L1A 2013 of Building Regulations for enhanced energy saving capability
- Part F 2013 of Building Regulations for reliable, efficient ventilation
- EU RoHS Directive Compliant.
- Complies with IEC60335-2-80, LVD2006/95/CE and EMC2014/30/UE (European Directive against radio interference and electro-magnetic compatibility)
- manufactured in UK to ISO 9001
- CE marked
- SAP PCDB listed

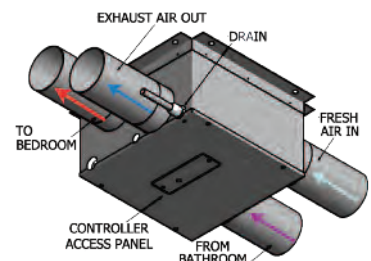
TYPICAL SPECIFICATION AVAILABLE AT

<http://www.vectaire.co.uk/downloads>

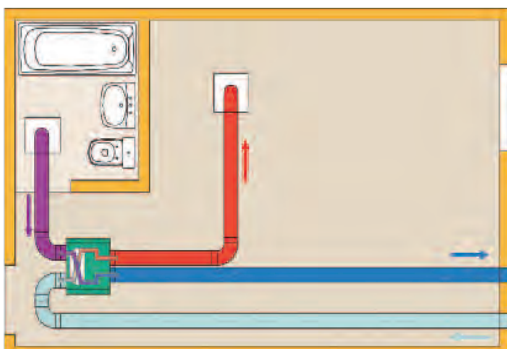
**WHHR MINI DC OPTION 2
(LEFT HAND DRAIN)**



**WHHR MINI DC OPTION 1
(RIGHT HAND DRAIN)**



- Incoming fresh air
- Warmed fresh air
- Extracted warm, moist, stale air
- Cooled outgoing stale air
- WHHR Mini DC



MODELS AVAILABLE:

- WHHR Mini LB - left drain, bypass
- WHHR Mini RB - right drain, bypass
- WHHR Mini LBH - left drain, bypass, humidistat,
- WHHR Mini RBH - right drain, bypass, humidistat
- WHHR Mini L - left drain
- WHHR Mini R - right drain
- WHHR Mini LH - left drain, humidistat
- WHHR Mini RH - right drain, humidistat

also available with 100mm spigot



Mini

TECHNICAL CHARACTERISTICS										
Model	Airflow l/sec					Total Power - Watts				
	100%	80%	60%	40%	20%	100%	80%	60%	40%	20%
Mini	34	24	15	7	2	83	42	19	7	2

Mini		Sound Power Levels, L_w [dB] - Octave Bands Frequency Hz.								Sound Pressure dBA @ 3m
Curve Ref		63	125	250	500	1k	2k	4k	8k	
100% (34 l/sec)	Extract	63	69	69	69	63	59	56	50	39.3
	Supply	68	74	74	74	68	64	61	55	
	Breakout	66	67	61	55	43	33	24	16	
80% (24 l/sec)	Extract	59	65	64	64	58	54	50	43	34.6
	Supply	64	70	69	69	63	59	55	48	
	Breakout	62	63	56	50	38	28	18	9	
60% (15 l/sec)	Extract	54	59	58	58	51	47	42	33	28.6
	Supply	59	64	63	63	56	52	47	38	
	Breakout	57	57	50	44	31	21	10	<5	
40% (7 l/sec)	Extract	47	52	50	49	43	39	32	21	20.7
	Supply	52	57	55	54	48	44	37	26	
	Breakout	50	50	42	35	23	13	<5	<5	
20% (2 l/sec)	Extract	36	41	37	36	29	24	15	<5	<10.0
	Supply	41	46	42	41	34	29	20	7	
	Breakout	39	39	29	22	9	5	<5	<5	

The breakout dB(A) sound pressure values are given for hemispherical free field propagation at a distance of 3m from the unit

RESULTS for SAP CALCULATIONS						
ENERGY LEVEL PERFORMANCE - using rigid ducting only						
Exhaust Terminal Configuration	2009 Data			2012 Data		
	Airflow [l/sec]	Specific Fan Power [W/l/sec]	Heat Exchange Efficiency	Airflow [l/sec]	Specific Fan Power [W/l/sec]	Heat Exchange Efficiency
Kitchen + 1 additional wet room	15	1.11	83%	21	1.40	82%
Kitchen + 2 additional wet rooms	21	1.40	82%			

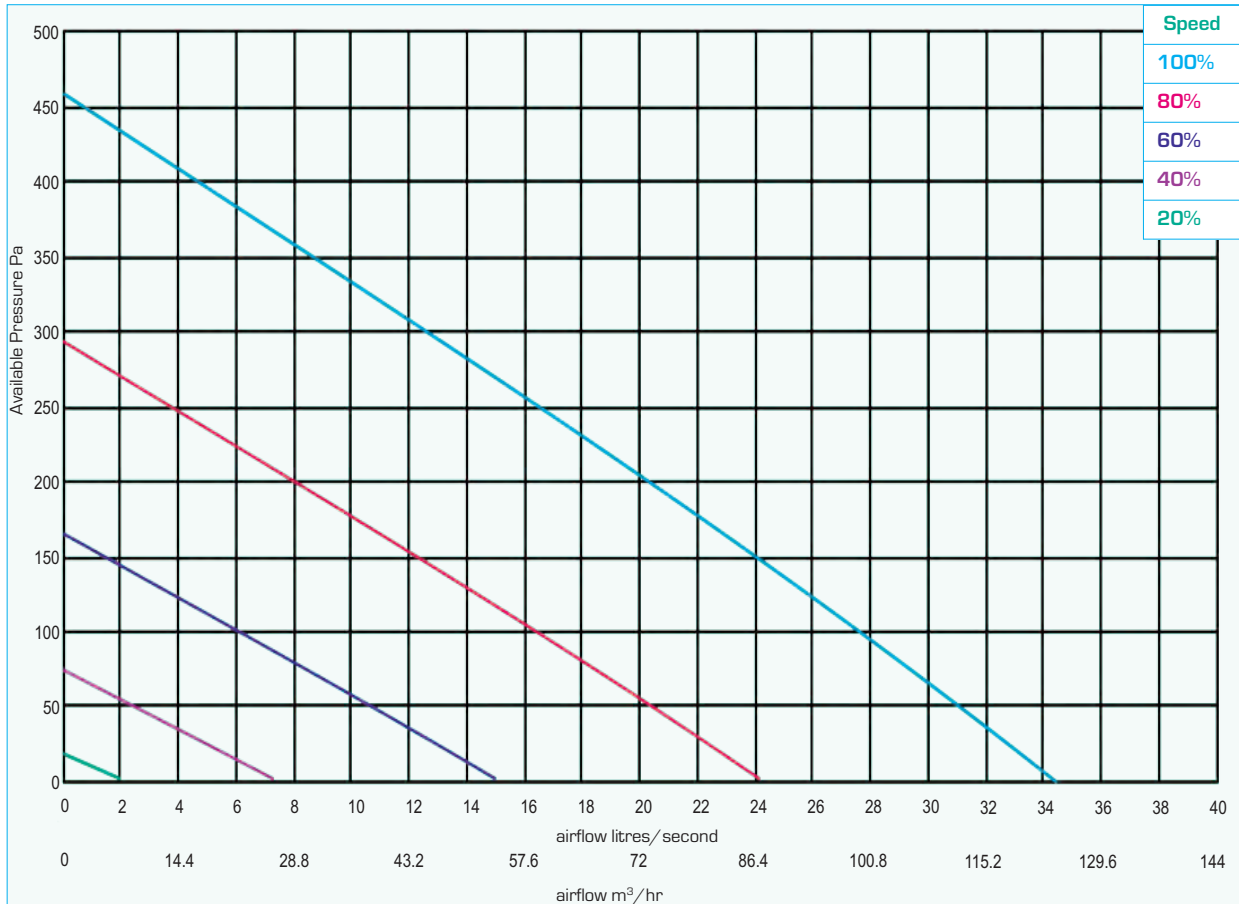
Figures at minimum flow rate conditions

Vectaire Ltd can supply all accessories for use with these units, including product filters, air filter cassettes, silencers, fire dampers, air valves, ducting, outside grilles and wall cowls. Additionally, Vectaire offers a design service to ensure that the unit installed is the best possible to provide efficient, effective, low energy and low running cost ventilation. Vectaire can also organise installation, commissioning and maintenance of these products

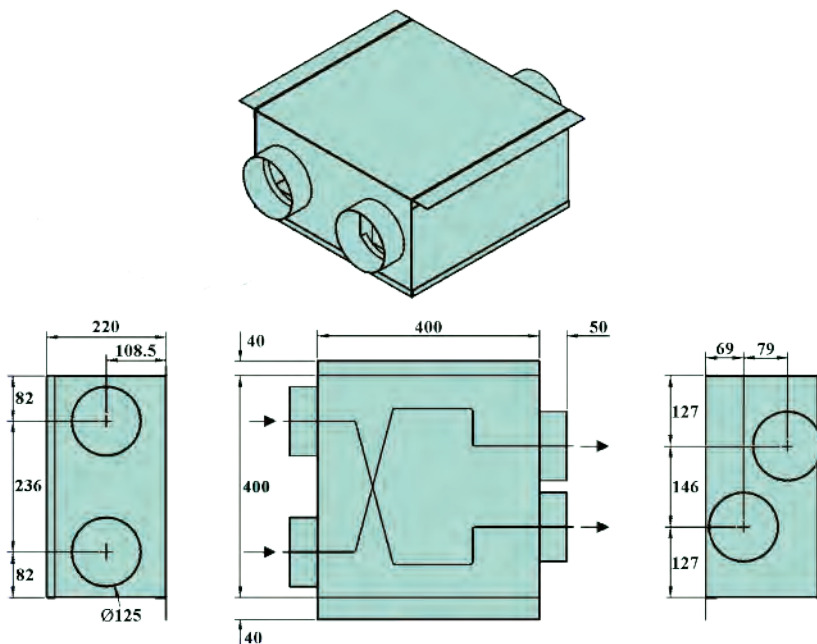


Mini

PERFORMANCE (curves are for guidance only)




DIMENSIONS - mm



N.B a clearance of at least 160 mm should be allowed at the back of the unit for access to the filters, and sufficient allowance is required to remove the lid



WHHR100/90DC-B-BY



WHHR100/90DC-B-BY

- with summer bypass and frost-stat
- efficient, low energy solution to controlling condensation and pollution in residential properties up to 150m²
- up to 92% heat exchange efficiency
- variable choice of low (trickle), boost and purge speed at installation
- for ceiling, loft or void installation
- low noise levels
- low running costs
- complies with Building Regulations Parts L1A 2013 and F 2013
- manufactured in UK to ISO 9001
- accurate commissioning via remote LCD commissioning unit
- * non-bypass models available



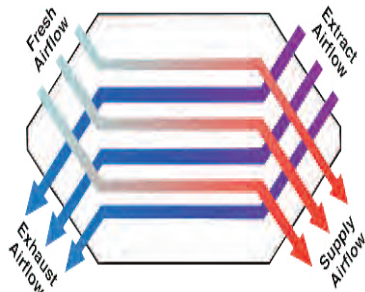
WHHR100/90DC-B-BY

GENERAL FEATURES

- up to 78 litre/sec at 50Pa - max 83 litre/sec capacity
- sfp down to 0.63 W/l/s
- summer bypass which allows the two airflows to bypass the heat exchanger automatically when internal and external temperatures are between adjustable setpoints.
- frost-stat - proportionally reduces intake motor speed as temperature falls - activated when the outside temperature between +8°C and -3°C.
- run-time and power outage counters
- easy to install and maintain
- for ceiling, loft or void in-line installation
- variable low (trickle), boost and purge options for each motor
- boost speed can be activated by a 230V switched live from:
 - A light switch (if more than one light switch is used, each one must be a double pole switch)
 - Remote humidistat (230V - DRH240)
 - Passive infra red (230V - PIRFF)
 - Thermostat (230V - THM)
 - Remote switch/pull cord - 230V
- very low noise levels
- low running costs
- 5 year warranty - 1 year parts and labour, 4 years parts only

TECHNICAL FEATURES

- compact unit
- casing from galvanised sheet steel
- thermo-acoustic lining
- pre-wired for easy electrical connection
- low energy EC brushless motor with single width, single inlet, direct drive, forward curved impellers
- operates in temperature up to 60°C
- easy to access standard, disposable G3 filters
- counter flow heat exchanger



MODELS AVAILABLE:

- WHHR90DCB-TABY - top access with bypass
- WHHR90DCB-BABY - bottom access with bypass
- WHHR90DCB-TABYH - top access, with bypass and humidistat
- WHHR90DCB-BABYH - bottom access, with bypass and humidistat
- WHHR10090/DCB - top access
- WHHR100/90DCBBA - bottom access

CONTROL FEATURES - STANDARD

- independent variable speed adjustment for each motor for trickle, boost and purge speeds.
- adjustable boost speed over-run timer from 0 to 90 minutes.
- adjustable boost speed delay from 0 to 5 minutes
- remote purge - adjustable over-run timer from 0 to 250 minutes, pre-set to 15 minutes (adjustable at factory).
- adjustable night time boost and purge inhibitor
- integral frost-stat - proportionally reduces intake motor speed as temperature falls
- automatic summer bypass (except non-bypass models)

CONTROL FEATURES - FACTORY SET

- change of ductwork handing on humidistat version (trip point can be set at manufacture)
- integral humidistat - proportionally increases motor speeds with rising humidity
- 0-10V connections can be added for:
 - BMS - for remote motor shut-off
 - CO₂ detector
 - home automation system
 - external pre-heater
- 3 speed selector switch
- remote purge
- purge speed over-run time
- holiday mode for reduced speeds when property is unoccupied (factory set option) - default setting is 50% of trickle speed
- run-time and power outage counters downloadable via QR code.

COMPLIES WITH

- Part L1A 2013 of Building Regulations for enhanced energy saving capability
- Part F 2013 of Building Regulations for reliable, efficient ventilation
- EU RoHS Directive Compliant.
- Complies with IEC60335-2-80, LVD2006/95/CE and EMC2014/30/UE (European Directive against radio interference and electro-magnetic compatibility)
- manufactured in UK to ISO 9001
- SAP PCDB Listed
- CE marked

TYPICAL SPECIFICATION AVAILABLE AT

<http://www.vectaire.co.uk/downloads>

Vectaire Ltd can supply all accessories for use with these units, including product filters, air filter cassettes, silencers, fire dampers, air valves, ducting, outside grilles and wall cowls. Additionally, Vectaire offers a design service to ensure that the unit installed is the best possible to provide efficient, effective, low energy and low running cost ventilation. Vectaire can also organise installation, commissioning and maintenance of these products



WHHR100/90DC-B-BY

TECHNICAL CHARACTERISTICS										
Model	Airflow l/sec					Total Power - Watts				
	100%	80%	60%	40%	20%	100%	80%	60%	40%	20%
WHHR100/90DC-B-BY	83	66	47	29	11	106	54	33	20	12

WHHR100/90DC-B-BY		Sound Power Levels, L_w [dB] - Octave Bands Frequency Hz.								Sound Pressure dBA @ 3m
Curve Ref		63	125	250	500	1k	2k	4k	8k	
100% (83 l/sec)	Extract	61	60	53	52	47	41	37	31	35.0
	Supply	60	59	58	63	64	59	54	51	
	Breakout	54	53	61	52	49	42	33	25	
80% (66 l/sec)	Extract	58	55	47	48	41	34	31	26	34.0
	Supply	57	56	54	61	61	52	48	44	
	Breakout	49	50	54	52	52	36	28	22	
60% (47 l/sec)	Extract	53	51	41	46	37	28	26	23	32.0
	Supply	52	52	49	58	57	47	42	37	
	Breakout	45	47	50	51	48	32	24	21	
40% (29 l/sec)	Extract	50	48	39	42	34	24	22	22	29.0
	Supply	49	48	46	54	52	41	37	30	
	Breakout	42	43	47	48	45	30	21	20	
20% (11 l/sec)	Extract	47	44	35	39	31	19	17	21	25.0
	Supply	46	46	43	51	47	37	31	23	
	Breakout	39	39	45	44	41	28	17	20	

The breakout dB(A) sound pressure values are given for hemispherical free field propagation at a distance of 3m from the unit

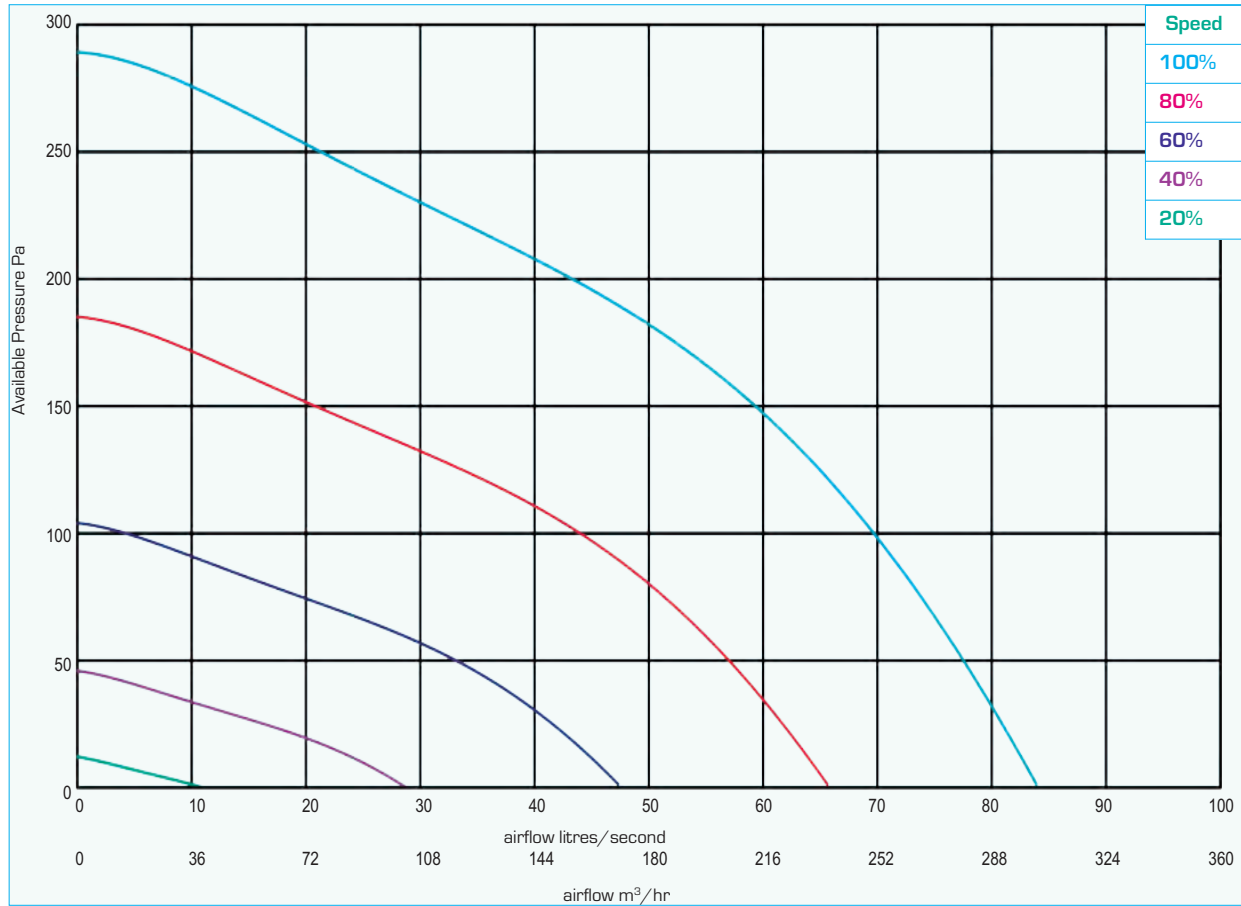
RESULTS for SAP CALCULATIONS						
ENERGY LEVEL PERFORMANCE - using rigid ducting only						
Exhaust Terminal Configuration	2009 Data			2012 Data		
	Airflow [l/sec]	Specific Fan Power [W/l/sec]	Heat Exchange Efficiency	Airflow [l/sec]	Specific Fan Power [W/l/sec]	Heat Exchange Efficiency
Kitchen + 1 additional wet room	15	0.63	92%	21	0.76	91%
Kitchen + 2 additional wet rooms	21	0.72	91%	29	0.90	91%
Kitchen + 3 additional wet rooms	27	0.84	91%	37	1.05	88%
Kitchen + 4 additional wet rooms	33	0.94	89%			

Figures at minimum flow rate conditions

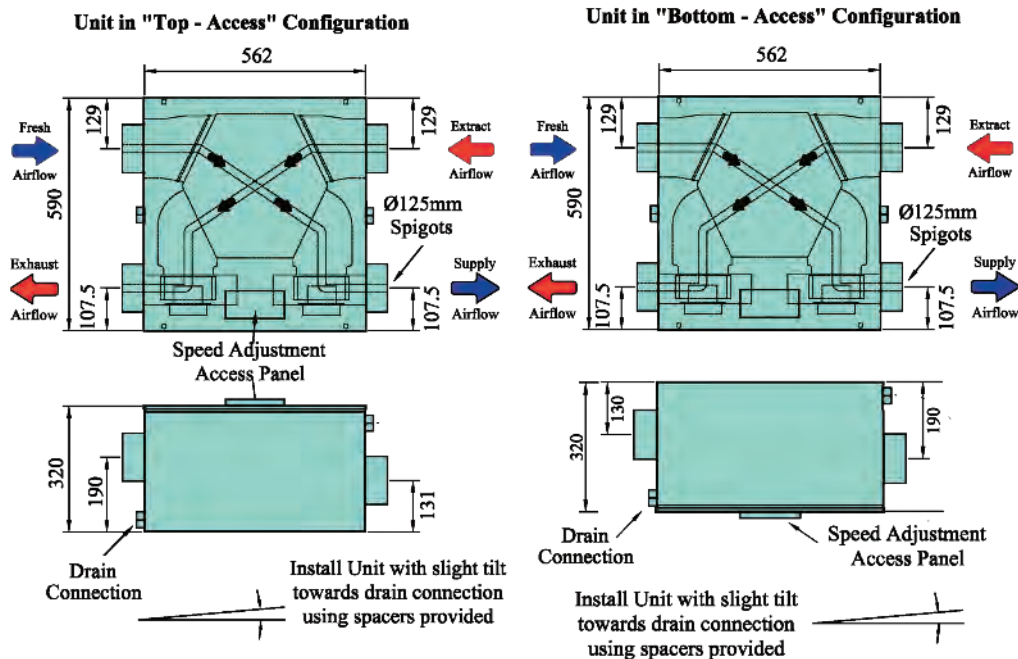


WHHR100/90DC-B-BY

PERFORMANCE (curves are for guidance only)




DIMENSIONS - mm



N.B a clearance of at least 150 mm should be allowed on each side of the cabinet for access to the interior



WHHR100/90DC



WHHR100/90DC

- efficient, low energy solution to controlling condensation and pollution in residential properties up to 120m²
- up to 79% heat exchange efficiency
- variable choice of low (trickle), boost and purge speed at installation
- for ceiling, loft or void installation
- very low profile - only 200mm deep
- top or bottom access
- low noise levels
- low running costs
- complies with Building Regulations Parts L1A 2013 and F 2013
- manufactured in UK to ISO 9001



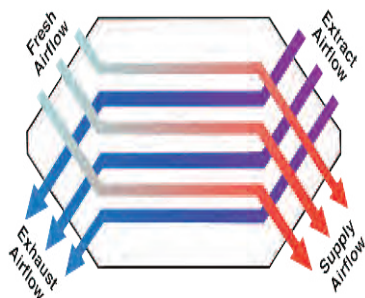
WHHR100/90DC

GENERAL FEATURES

- up to 74 litre/sec at 50Pa - max 80 litre/sec capacity
- sfp down to 0.71 w/l/sec
- easy to install and maintain
- for ceiling, loft or void in-line installation
- variable low (trickle), boost and purge options for each motor
- boost speed can be activated by a 230V switched live from:
 - A light switch (if more than one light switch is used, each one must be a double pole switch)
 - Remote humidistat (230V - DRH240)
 - Passive infra red (230V - PIRFF)
 - Thermostat (230V - THM)
 - Remote switch/pull cord - 230V
- very low noise levels
- low running costs
- 5 year warranty - 1 year parts and labour, 4 years parts only

TECHNICAL FEATURES

- compact, low profile unit - only 200mm deep
- casing from galvanised sheet steel
- thermo-acoustic lining
- pre-wired for easy electrical connection
- low energy EC brushless motor with single width, single inlet, direct drive, backward curved impellers
- operates in temperature up to 60°C
- easy to access standard, disposable G3 filters
- counter flow heat exchanger



MODELS AVAILABLE:

- WHHR100/90DCTAL - top access, left drain
- WHHR100/90DCBAL - bottom access, left drain
- WHHR100/90DCTAR - top access, right drain
- WHHR100/90DCBAR - bottom access, right drain

N.B left or right drain MUST be notified at time of ordering

CONTROL FEATURES

- variable adjustment - trickle and boost speeds set at installation
- boost setting (via switched live)
- frost protection - air temperature switches off intake motor when temperatures fall to near freezing

COMPLIES WITH

- Part L1A 2013 of Building Regulations for enhanced energy saving capability
- Part F 2013 of Building Regulations for reliable, efficient ventilation
- EU RoHS Directive Compliant.
- Complies with IEC60335-2-80, LVD2006/95/CE and EMC2014/30/UE (European Directive against radio interference and electro-magnetic compatibility)
- manufactured in UK to ISO 9001
- SAP PCDB Listed
- CE marked

TYPICAL SPECIFICATION AVAILABLE AT

<http://www.vectaire.co.uk/downloads>

Vectaire Ltd can supply all accessories for use with these units, including product filters, air filter cassettes, silencers, fire dampers, air valves, ducting, outside grilles and wall cowls. Additionally, Vectaire offers a design service to ensure that the unit installed is the best possible to provide efficient, effective, low energy and low running cost ventilation. Vectaire can also organise installation, commissioning and maintenance of these products



WHHR100/90DC

TECHNICAL CHARACTERISTICS										
Model	Airflow l/sec					Total Power - Watts				
	max boost	max trickle	80%	60%	40%	max boost	max trickle	80%	60%	40%
WHHR100/90DC	80	63	52	38	28	109	66	46	25	17

WHHR100/90DC		Sound Power Levels, L_w [dB] - Octave Bands Frequency Hz.								Sound Pressure dBA @ 3m
Curve Ref		63	125	250	500	1k	2k	4k	8k	
Max Boost (80 l/sec)	Extract	55	55	58	62	49	44	40	29	37
	Supply	62	62	63	75	63	63	63	54	
	Breakout	58	56	59	59	49	44	40	30	
Max Trickle (63 l/sec)	Extract	52	51	55	56	44	38	33	24	32
	Supply	57	59	60	66	58	59	57	46	
	Breakout	67	54	56	51	45	40	33	26	
80% (52 l/sec)	Extract	51	49	53	53	42	35	29	22	29
	Supply	55	57	59	62	55	56	54	43	
	Breakout	72	53	54	48	43	37	30	24	
60% (38 l/sec)	Extract	43	41	46	43	33	24	21	21	23
	Supply	45	50	53	52	45	44	38	29	
	Breakout	49	46	51	39	33	27	21	22	
40% (28 l/sec)	Extract	39	37	43	38	28	19	16	21	21
	Supply	40	47	50	48	40	38	30	22	
	Breakout	39	43	49	34	29	22	17	21	

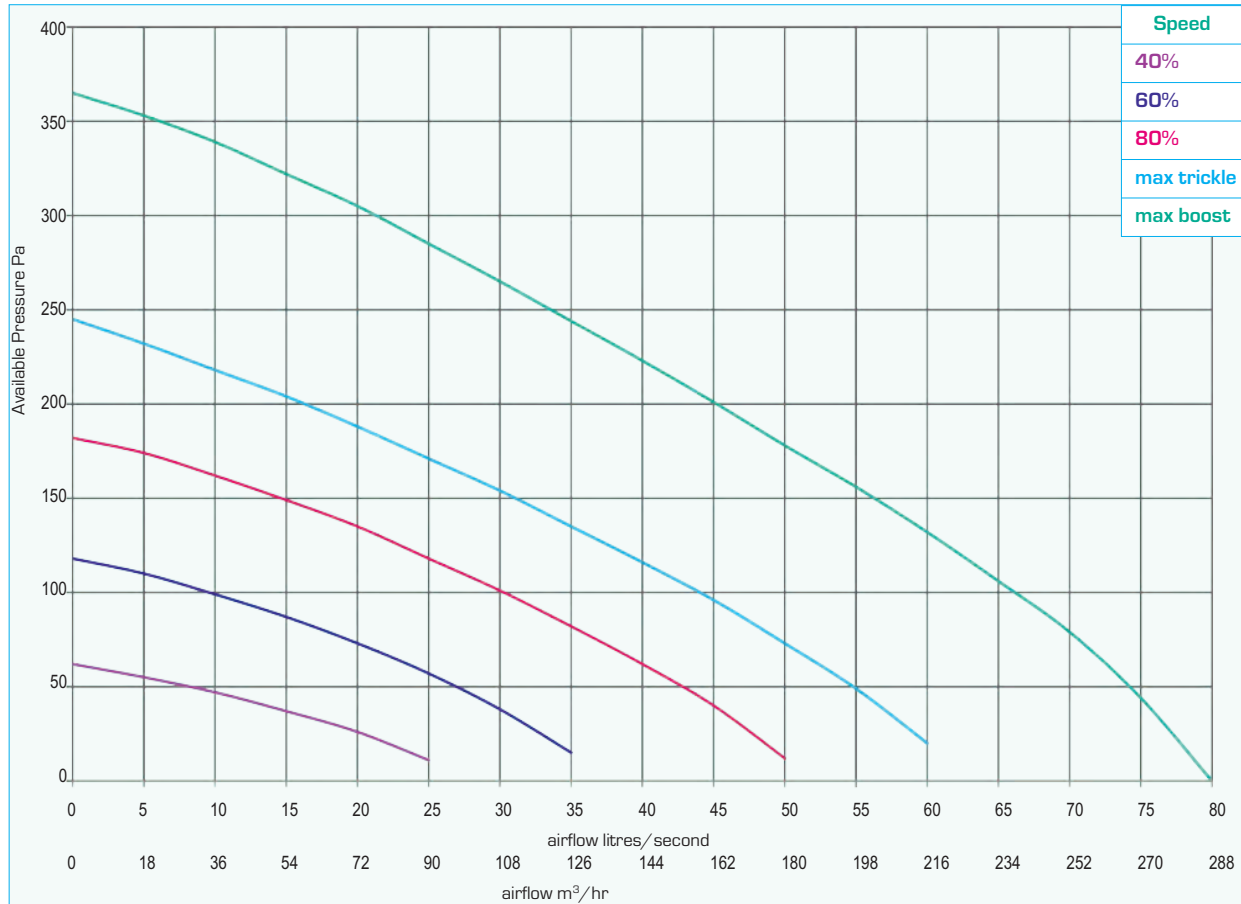
RESULTS for SAP CALCULATIONS						
ENERGY LEVEL PERFORMANCE - using rigid ducting only						
Exhaust Terminal Configuration	2009 Data			2012 Data		
	Airflow [l/sec]	Specific Fan Power [W/l/sec]	Heat Exchange Efficiency	Airflow [l/sec]	Specific Fan Power [W/l/sec]	Heat Exchange Efficiency
Kitchen + 1 additional wet room	15	0.71	79%	21	0.79	79%
Kitchen + 2 additional wet rooms	21	0.78	79%	29	0.97	79%
Kitchen + 3 additional wet rooms	27	0.91	78%	37	1.19	78%
Kitchen + 4 additional wet rooms	33	0.99	78%	45	1.45	77%
Kitchen + 5 additional wet rooms	39	1.22	78%	53	1.71	77%
Kitchen + 6 additional wet rooms	45	1.39	77%			

Figures at minimum flow rate conditions

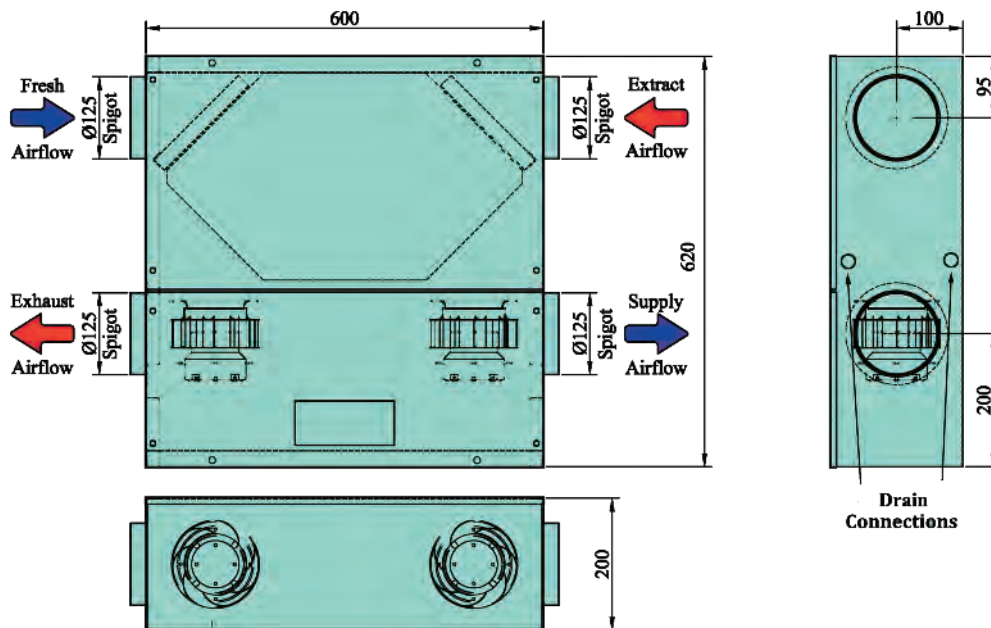


WHHR100/90DC

PERFORMANCE (curves are for guidance only)



DIMENSIONS - mm



N.B a clearance of at least 150 mm should be allowed on each side of the cabinet for access to the interior



Microbox 125/2DC-B



Microbox 125/2DC

- efficient, low energy solution to controlling condensation and pollution in residential properties up to 185m²
- variable choice of low (trickle), boost and purge speed at installation
- for ceiling, loft or void installation
- compact, ultra low profile unit
- requires only one discharge grille
- cost savings compared to multi-spigot installation
- low noise levels
- low running costs
- available with 204 x 60mm spigot
- humidistat model available
- complies with Building Regulations Parts L1A 2013 and F 2013
- manufactured in UK to ISO 9001



Microbox 125/2DC-B

GENERAL FEATURES

- up to 97 litre/sec at 50Pa - max 108 litre/sec capacity
- sfp down to 0.20 W/l/s
- easy and economical to install and maintain
- for ceiling, loft or void in-line installation
- can be angled horizontally or vertically
- variable low (trickle), boost and purge options - purge option factory set
- boost speed can be activated by a 230V switched live from:
 - A light switch (if more than one light switch is used, each one must be a double pole switch)
 - Remote humidistat (230V - DRH240)
 - Passive infra red (230V - PIRFF)
 - Thermostat (230V - THM)
 - Remote switch/pull cord - 230V
- very low noise levels
- low running costs
- 5 year warranty - 1 year parts and labour, 4 years parts only

TECHNICAL FEATURES

- compact, low profile unit
- casing from galvanised sheet steel with -acoustic lining
- thermal overload protection
- pre-wired for easy electrical connection
- service and maintenance panel easily accessible
- low energy EC external rotor motor with sealed for life bearings and dynamically balanced backward curved impellers
- operates in temperature up to 60°C
- complete with mounting bracket and anti-vibration plate
- IPX4 rated

CONTROL FEATURES

- variable adjustment - trickle, boost and purge speeds set at installation (purge option factory set)
- boost setting (via switched live)
- integral, adjustable over-run timer - adjustable from 0-30 minutes set at installation

COMPLIES WITH

- Part L1A 2013 of Building Regulations for enhanced energy saving capability
- Part F 2013 of Building Regulations for reliable, efficient ventilation
- EU RoHS Directive Compliant.
- Complies with IEC60335-2-80, LVD2006/95/CE and EMC2014/30/UE (European Directive against radio interference and electro-magnetic compatibility)
- manufactured in UK to ISO 9001
- CE marked
- SAP PCDB Listed
- Energy Saving Trust Best Practice Compliant

TYPICAL SPECIFICATION AVAILABLE AT

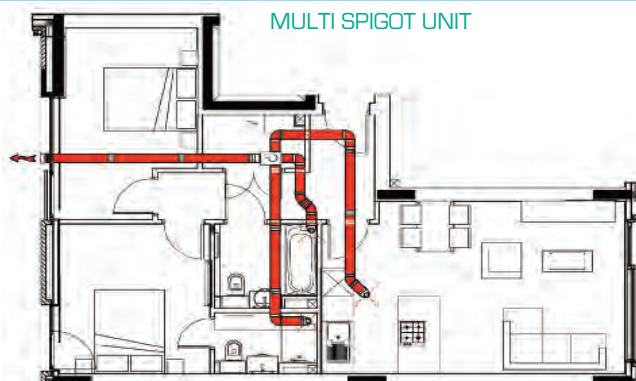
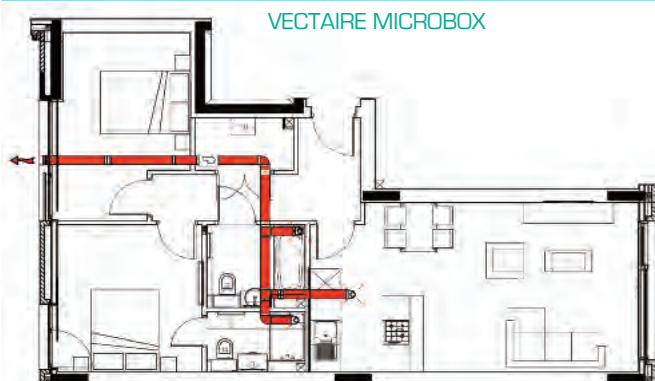
<http://www.vectaire.co.uk/downloads>

MBOX125/2DC204 -

with rectangular spigots - 204mm x 60mm



DUCT RUN COST SAVINGS



TYPICAL MICROBOX SAVING - £249 PER SYSTEM - less ducting, fewer fire dampers and less coring, easier to install

MODELS AVAILABLE:

- MBOX125/2DC - standard model
- MBOX125/2DCH - with integral humidistat
- MBOX125/2DC/CP - constant pressure model
- MBOX125/2DC204 - spigot - 204mm x 60mm
- MBOX125/2DC204H - spigot - 204mm x 60mm and integral humidistat

Vectaire Ltd can supply all accessories for use with these units, including product filters, air filter cassettes, silencers, fire dampers, air valves, ducting, outside grilles and wall cowl. Additionally, Vectaire offers a design service to ensure that the unit installed is the best possible to provide efficient, effective, low energy and low running cost ventilation. Vectaire can also organise installation, commissioning and maintenance of these products



Microbox 125/2DC-B

TECHNICAL CHARACTERISTICS										
Model	Airflow l/sec					Total Power - Watts				
	max boost	max trickle	80%	60%	40%	max boost	max trickle	80%	60%	40%
Microbox 125/2DC	108	101	80	60	40	46	45	26	12	6

Microbox 125/2DC		Sound Power Levels, L_w [dB] - Octave Bands Frequency Hz.								Sound Pressure dBA @ 3m
Curve Ref		63	125	250	500	1k	2k	4k	8k	
Max Boost (108 l/sec)	Extract	53	58	59	55	54	52	48	52	28.2
	Supply	58	63	64	60	59	57	53	57	
	Breakout	56	56	51	41	34	26	16	18	
Max Trickle (101 l/sec)	Extract	52	57	58	54	53	51	46	50	27.2
	Supply	57	62	63	59	58	56	51	55	
	Breakout	55	55	50	40	33	25	14	16	
80% (80 l/sec)	Extract	48	53	53	49	48	46	40	42	22.5
	Supply	53	58	58	54	53	51	45	47	
	Breakout	51	51	45	35	28	20	8	8	
60% (60 l/sec)	Extract	45	49	47	43	42	39	32	32	17.4
	Supply	50	54	52	48	47	44	37	37	
	Breakout	48	47	39	29	22	19	< 5	< 5	
40% (40 l/sec)	Extract	40	42	40	36	35	31	24	12	10.5
	Supply	45	47	45	41	40	36	29	17	
	Breakout	43	40	32	22	15	5	< 5	< 5	

The breakout dB(A) sound pressure values are given for hemispherical free field propagation at a distance of 3m from the unit

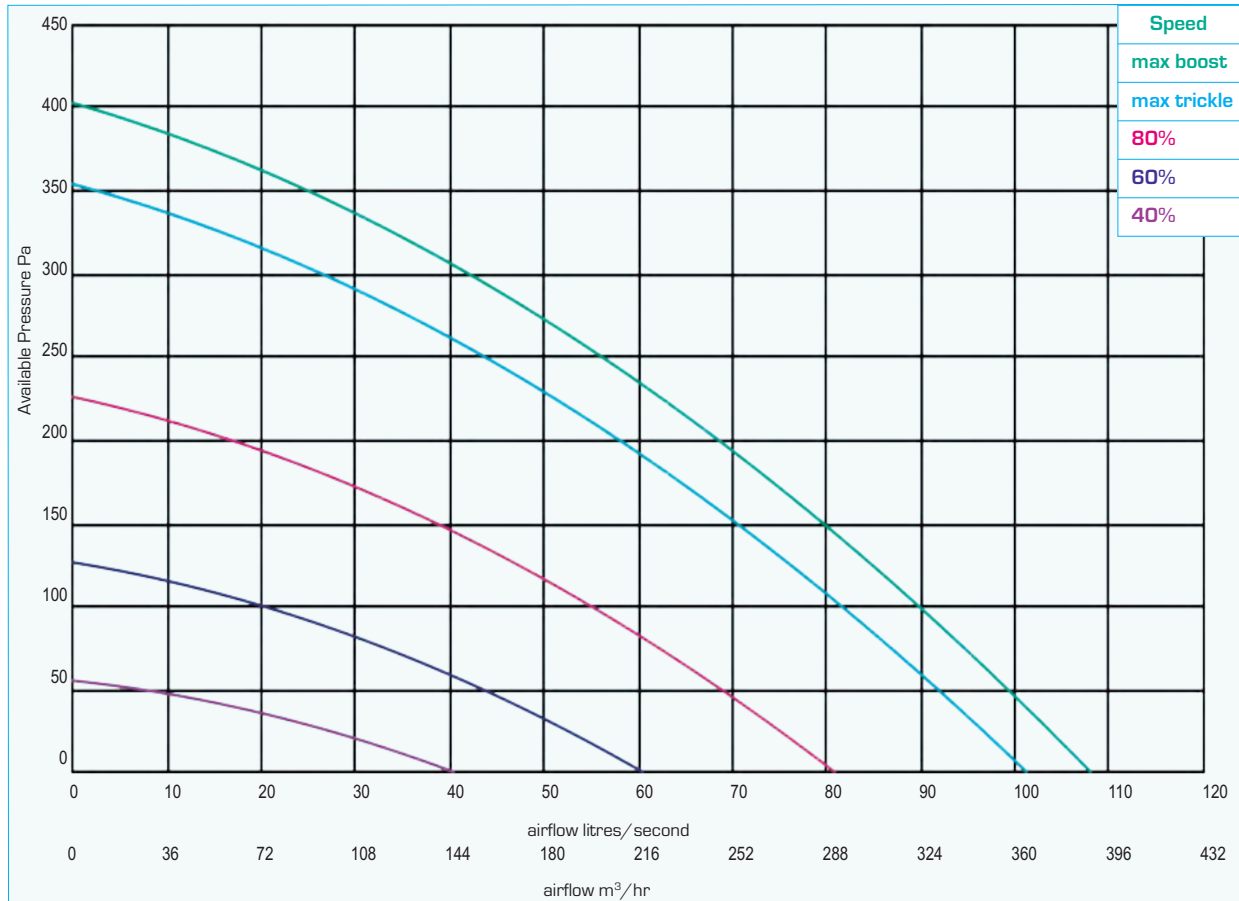
RESULTS for SAP CALCULATIONS		
ENERGY LEVEL PERFORMANCE - using rigid ducting only		
Exhaust Terminal Configuration	2012 Data	
	Airflow (l/sec)	Specific Fan Power (W/l/sec)
Kitchen + 1 additional wet room	21	0.20
Kitchen + 2 additional wet rooms	29	0.26
Kitchen + 3 additional wet rooms	37	0.34
Kitchen + 4 additional wet rooms	45	0.44
Kitchen + 5 additional wet rooms	53	0.55

Figures at minimum flow rate conditions

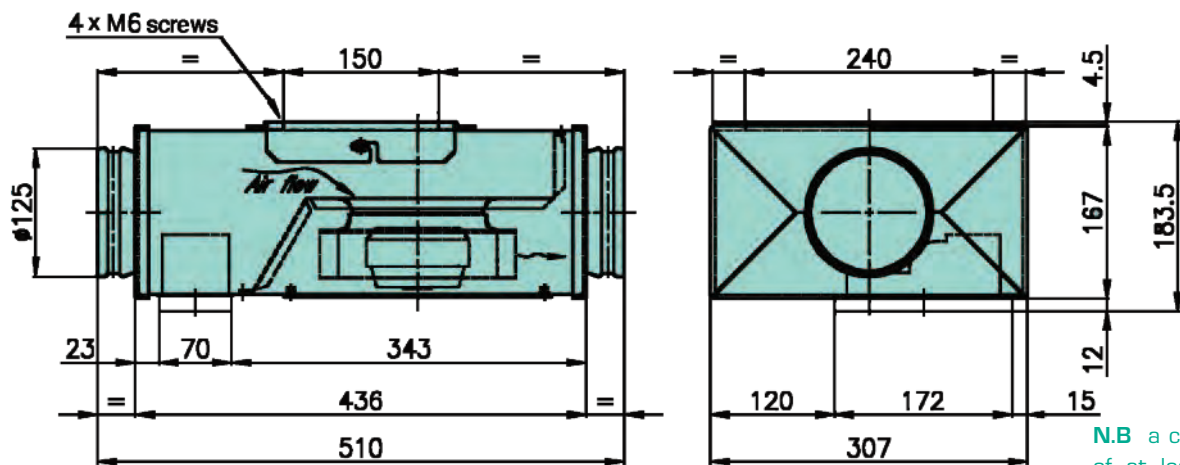


Microbox 125/2DC-B

PERFORMANCE (curves are for guidance only)



DIMENSIONS - mm



N.B a clearance of at least 150 mm should be allowed on each side of the cabinet for access to the interior



Microbox 200/2DC



Microbox 200/2DC

- efficient, low energy solution to controlling condensation and pollution in residential properties up to 335m²
- variable choice of low (trickle), boost and purge speed at installation
- for ceiling, loft or void installation
- powerful low profile unit
- requires only one discharge grille
- cost savings compared to multi-spigot installation
- low noise levels
- low running costs
- humidistat model available
- complies with Building Regulations Parts L1A 2013 and F 2013
- manufactured in UK to ISO 9001



Microbox 200/2DC

GENERAL FEATURES

- up to 233 litre/sec at 50Pa - max 251 litre/sec capacity
- sfp down to 0.27 W/l/s
- easy and economical to install and maintain
- for ceiling, loft or void in-line installation
- can be angled horizontally or vertically
- variable low (trickle), boost and purge options - purge option factory set
- boost speed can be activated by a 230V switched live from:
 - A light switch (if more than one light switch is used, each one must be a double pole switch)
 - Remote humidistat (230V - DRH240)
 - Passive infra red (230V - PIRFF)
 - Thermostat (230V - THM)
 - Remote switch/pull cord - 230V
- very low noise levels
- low running costs
- 5 year warranty - 1 year parts and labour, 4 years parts only

TECHNICAL FEATURES

- powerful, low profile unit, 232mm deep
- casing from galvanised sheet steel with acoustic lining
- thermal overload protection
- pre-wired for easy electrical connection
- service and maintenance panel easily accessible
- low energy EC external rotor motor with sealed for life bearings and dynamically balanced backward curved impellers
- operates in temperature up to 60°C
- complete with mounting bracket and anti-vibration plate
- IPX4 rated

CONTROL FEATURES

- variable adjustment - trickle, boost and purge speeds set at installation (purge option factory set)
- boost setting (via switched live)
- integral, adjustable over-run timer - adjustable from 0-30 minutes set at installation

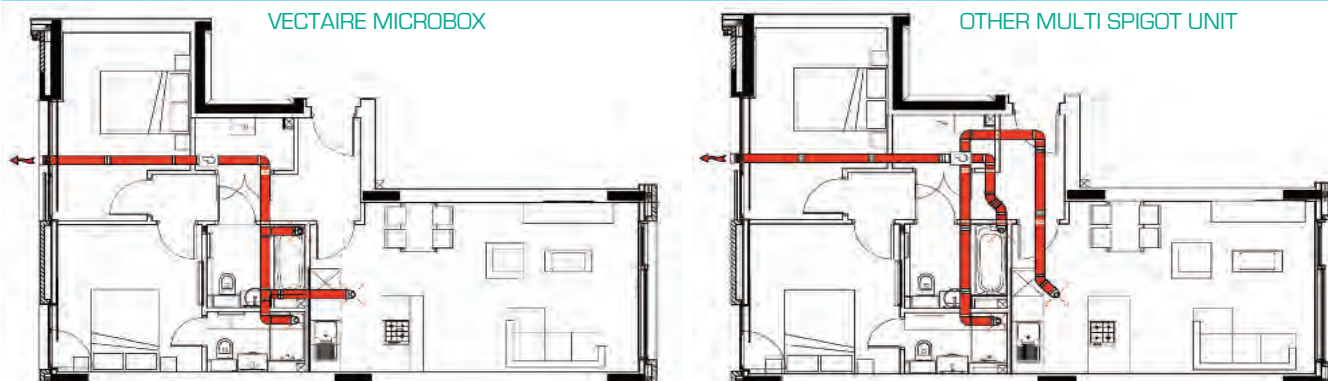
COMPLIES WITH

- Part L1A 2013 of Building Regulations for enhanced energy saving capability
- Part F 2013 of Building Regulations for reliable, efficient ventilation
- EU RoHS Directive Compliant.
- Complies with IEC60335-2-80, LVD2006/95/CE
- EMC2014/30/UE (European Directive against radio interference and electro-magnetic compatibility)
- manufactured in UK to ISO 9001
- CE marked
- SAP PCDB Listed

TYPICAL SPECIFICATION AVAILABLE AT

<http://www.vectaire.co.uk/downloads>

DUCT RUN COST SAVINGS



TYPICAL MICROBOX SAVING - £249 PER SYSTEM - less ducting, fewer fire dampers and less coring, easier to install

MODELS AVAILABLE:

- MBOX200/2DC - standard model
- MBOX200/2DCH - with integral humidistat

also available with 150mm dia spigot or rectangular spigot 220mm x 90mm

Vectaire Ltd can supply all accessories for use with these units, including product filters, air filter cassettes, silencers, fire dampers, air valves, ducting, outside grilles and wall cowl. Additionally, Vectaire offers a design service to ensure that the unit installed is the best possible to provide efficient, effective, low energy and low running cost ventilation. Vectaire can also organise installation, commissioning and maintenance of these products



Microbox 200/2DC

TECHNICAL CHARACTERISTICS										
Model	Airflow l/sec					Total Power - Watts				
	max boost	max trickle	80%	60%	40%	max boost	max trickle	80%	60%	40%
Microbox 200/2DC	251	235	188	141	94	84	48	31	21	15

Microbox 200/2DC		Sound Power Levels, L_w [dB] - Octave Bands Frequency Hz.								Sound Pressure dBA @ 3m
Curve Ref		63	125	250	500	1k	2k	4k	8k	
Max Boost (251 l/sec)	Extract	58	60	65	63	64	62	58	58	34.4
	Supply	63	65	70	68	69	67	63	63	
	Breakout	61	58	57	49	44	36	26	24	
Max Trickle (235 l/sec)	Extract	57	59	64	61	62	60	57	56	33.0
	Supply	62	64	69	66	67	65	62	61	
	Breakout	60	57	56	47	42	34	25	22	
80% (188 l/sec)	Extract	53	55	59	56	57	55	50	48	28.2
	Supply	58	60	64	61	62	60	55	53	
	Breakout	56	53	51	42	37	29	18	14	
60% (141 l/sec)	Extract	49	50	52	49	50	48	42	39	21.6
	Supply	54	55	57	54	55	53	47	44	
	Breakout	52	48	44	35	30	22	10	5	
40% (94 l/sec)	Extract	43	42	43	40	41	38	32	25	13.0
	Supply	48	47	48	45	46	43	37	30	
	Breakout	46	40	35	26	21	12	< 5	< 5	

The breakout dB(A) sound pressure values are given for hemispherical free field propagation at a distance of 3m from the unit

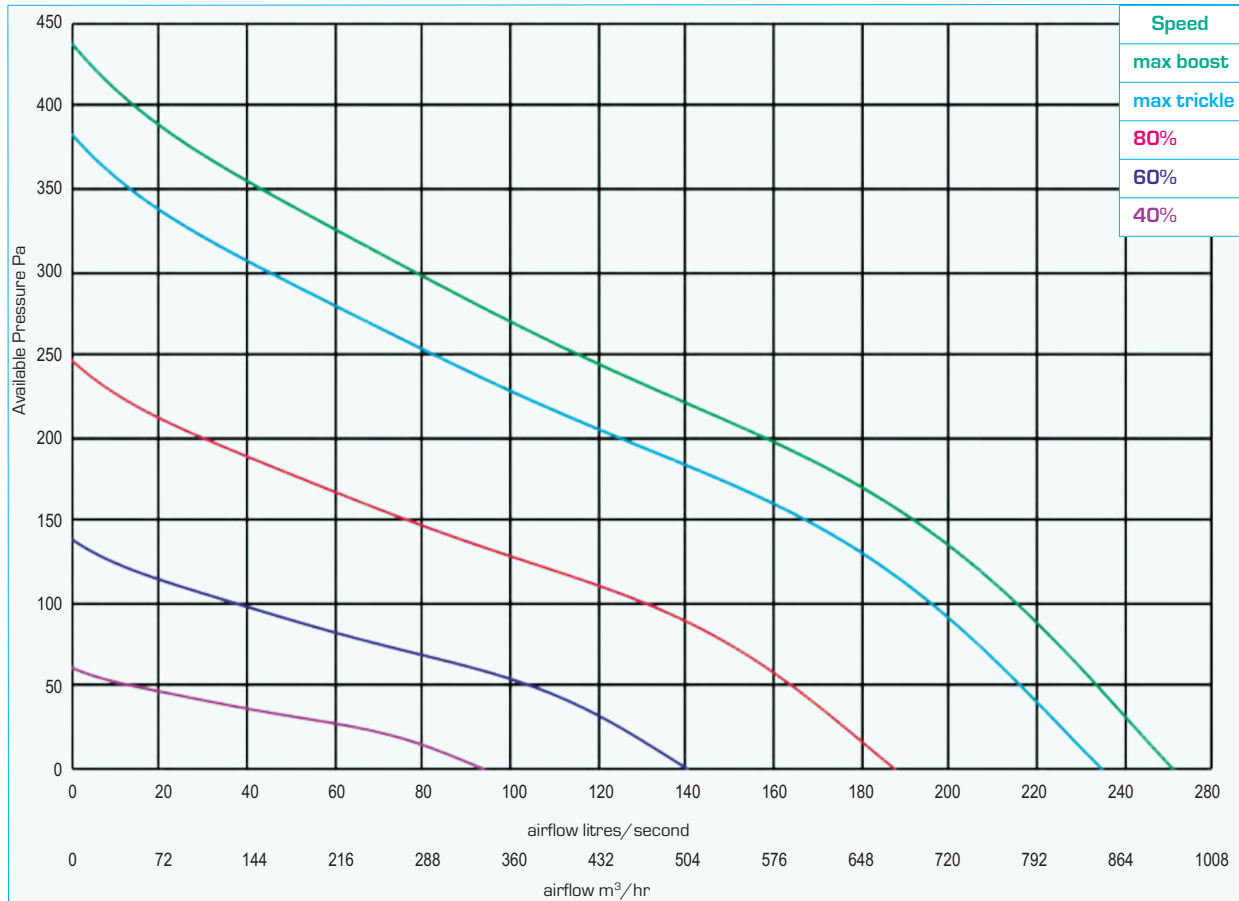
RESULTS for SAP CALCULATIONS		
ENERGY LEVEL PERFORMANCE - using rigid ducting only		
Exhaust Terminal Configuration	2012 Data	
	Airflow (l/sec)	Specific Fan Power (W/l/sec)
Kitchen + 1 additional wet room	21	0.28
Kitchen + 2 additional wet rooms	29	0.27
Kitchen + 3 additional wet rooms	37	0.28
Kitchen + 4 additional wet rooms	45	0.36
Kitchen + 5 additional wet rooms	53	0.42
Kitchen + 6 additional wet rooms	61	0.52

Figures at minimum flow rate conditions

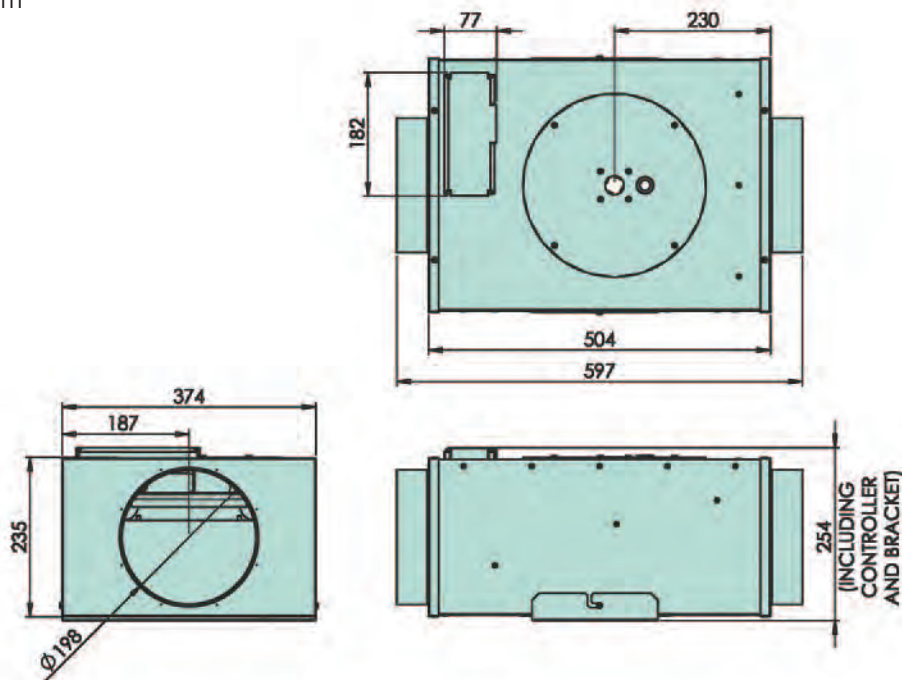


Microbox 200/2DC

PERFORMANCE (curves are for guidance only)



DIMENSIONS - mm



N.B a clearance of at least 150 mm should be allowed on each side of the cabinet for access to the interior



Elegance - EL1003



Elegance - EL1003

- energy efficient EC motor - lowest energy consumption of comparable fan in the UK
- provides low level continuous ventilation to control condensation
- 3 speed axial fan
- powerful low profile unit
- wall, ceiling or window (with additional window kit)
- low noise levels
- low running costs
- for any domestic wet room
- complies with Building Regulations Parts L1A 2013 and F 2013




Elegance - EL1003

GENERAL FEATURES

- exhausts directly to the outside (through wall, or window installation with additional window kit, or with medium length ducting - up to 6m)
- sfp down to 0.09 W/l/s
- easy and economical to install and maintain
- runs continuously at pre-selected choice of two speeds (fixed at installation)
- Speed 1 operates at 8 l/s (factory set)
- Speed 2 operates at 13.6 l/s
- speed boosted to maximum (26.9 l/s) using integral pull cord or by:
 - remote switch/light switch
 - PIR sensor
 - DRH240 (dynamic remote humidistat)
- anti-vibration gasket
- patented anti-turbulence deflectors ensure very low noise levels and optimum performances
- energy saving ventilation
- **extremely low running costs**
- low carbon footprint
- 5 year warranty - 1 year parts and labour, 4 years parts only

TECHNICAL FEATURES

- shockproof, high quality technopolymer casing
- designed using latest wind tunnel technology and CFD simulations
- EC induction motor with thermal protection
- 43,000 hour life motors with maintenance free and long life ball bearings
- operates in ambient temperatures up to 40°C
- double insulated - no earth required
- IPX4 Splashproof rated - can safely be installed in Zones I and II



MODELS AVAILABLE:

- EL1003 - 3 speed, continuous running, cord or remote
- EL1003DT - 3 speed, continuous running with comfort timer (timer does not activate unless fan has been running for 2 minutes to avoid unnecessary night-time operation) and pull-cord
- EL1003HDT - with comfort timer, humidistat and pull-cord
- EL1003LV - 3 speed, continuous running with pull-cord - LOW VOLT (SELV)
- EL1003DTLV - 3 speed, continuous running, with comfort timer, and pull-cord LOW VOLT (SELV)
- EL1003HDTLV - 3 speed, continuous running, with comfort timer, humidistat and pull-cord - LOW VOLT (SELV)


N.B timer adjustable from 0-30 mins

COMPLIES WITH

- Part L1A 2013 of Building Regulations for enhanced energy saving capability
- Part F 2013 of Building Regulations for reliable, efficient ventilation
- EU RoHS Directive Compliant.
- Complies with IEC60335-2-80, LVD2006/95/CE and EMC2014/30/UE (European Directive against radio interference and electro-magnetic compatibility)
- CE marked
- SAP PCDB Listed
- Energy Saving Trust Best Practice Compliant

TYPICAL SPECIFICATION AVAILABLE AT

<http://www.vectaire.co.uk/downloads>



Vectaire Ltd can supply all accessories for use with these units, including product filters, air filter cassettes, silencers, fire dampers, air valves, ducting, outside grilles and wall cowls. Additionally, Vectaire offers a design service to ensure that the unit installed is the best possible to provide efficient, effective, low energy and low running cost ventilation. Vectaire can also organise installation, commissioning and maintenance of these products. N.B These fans are NOT suitable for use with Gravity Grilles. They should be installed using either Cowls or Fixed Grilles. Only approved accessories should be used:

- Wall Plates – as required
- Window kits – as required
- Wall terminations – all wall terminations must use the approved wall cowl or high rise kit



Elegance - EL1003

TECHNICAL CHARACTERISTICS									
Model	Airflow l/sec			Power - Watts			dBA (@ 3m in free field)		
	Speed 1	Speed 2	max	Speed 1	Speed 2	max	Speed 1	Speed 2	max
EL1003	8	13.6	26.9	0.5	0.8	3.5	15.1	17.3	31.4

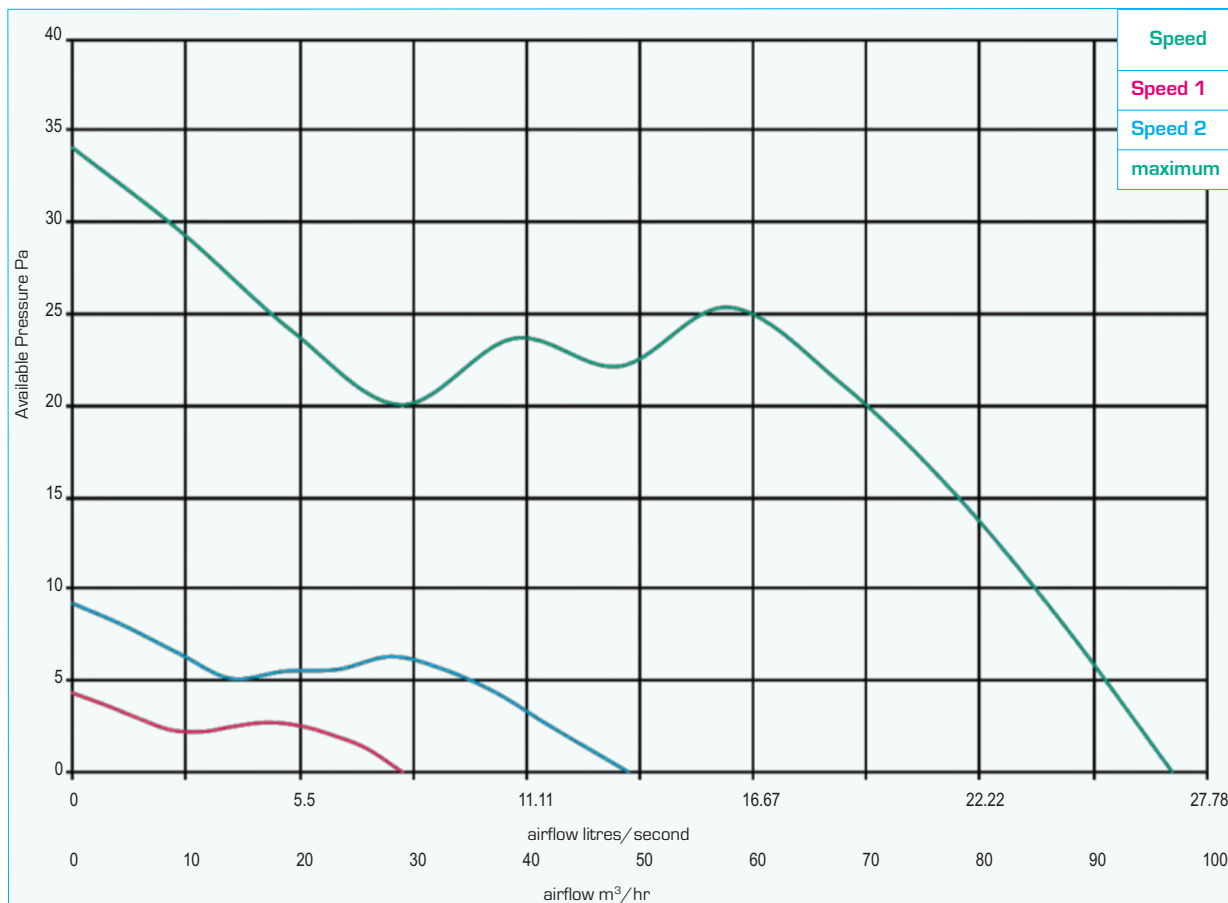
RESULTS for SAP CALCULATIONS ENERGY LEVEL PERFORMANCE - using rigid ducting only			
Unit Configuration	Specific Fan Power (W/l/s)	EST Best Practice Performance Compliant	Flow Rate (l/sec)
In room - kitchen	0.12	Yes	13.0
In room - wetroom	0.11	Yes	8.0
Through wall - kitchen	0.09	Yes	13.0
Through wall - wetroom	0.09	Yes	8.0
Figures from BRE test results at minimum flow rate conditions			

RESULTS for SAP CALCULATIONS ENERGY LEVEL PERFORMANCE - using flexible ducting only			
Unit Configuration	Specific Fan Power (W/l/s)	EST Best Practice Performance Compliant	Flow Rate (l/sec)
In room - kitchen	0.13	Yes	13.0
In room - wetroom	0.11	Yes	8.0
Through wall - kitchen	0.09	Yes	13.0
Through wall - wetroom	0.09	Yes	8.0
Figures from BRE test results at minimum flow rate conditions			

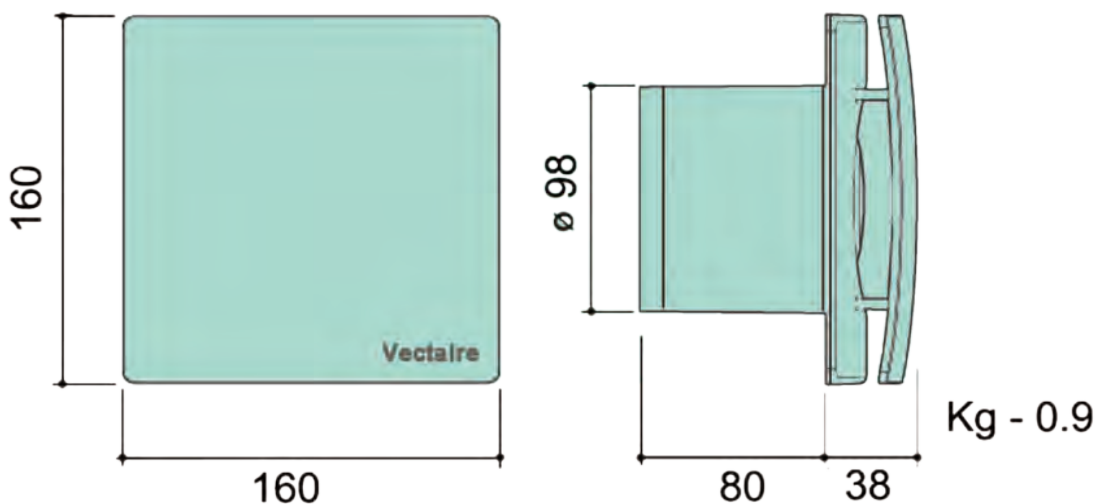


Elegance - EL1003

PERFORMANCE (curves are for guidance only)



DIMENSIONS - mm





Elix - ELX1003



Elix - ELX1003

- energy efficient EC motor
- provides low level continuous ventilation to control condensation
- 3 speed centrifugal fan
- powerful low profile unit
- wall or ceiling
- low noise levels
- low running costs
- for any domestic wet room
- complies with Building Regulations Parts L1A 2013 and F 2013



Elix - ELX1003

GENERAL FEATURES

- exhausts directly to the outside or through long lengths of ducting (up to 15m)
- sfp down to 0.14 W/l/s
- easy and economical to install and maintain
- runs continuously at pre-selected choice of two speeds (fixed at installation)
- Speed 1 operates at 8.8 l/s (factory set)
- Speed 2 operates at 13 l/s
- speed boosted to maximum (28 l/s) using integral pull cord or by:
 - remote switch/light switch
 - PIR sensor
 - DRH240 (dynamic remote humidistat)
- anti-vibration gasket
- easily removable, washable polypropylene filter
- energy saving ventilation
- extremely low running costs
- low carbon footprint
- 5 year warranty - 1 year parts and labour, 4 years parts only

TECHNICAL FEATURES

- shockproof, high quality technopolymer casing
- designed using latest wind tunnel technology and CFD simulations
- EC induction motor with thermal protection
- 43,000 hour life motors with maintenance free and long life ball bearings
- operates in ambient temperatures up to 40°C
- double insulated - no earth required
- IPX4 Splashproof rated - can safely be installed in Zones I and II



COMPLIES WITH

- Part L1A 2013 of Building Regulations for enhanced energy saving capability
- Part F 2013 of Building Regulations for reliable, efficient ventilation
- EU RoHS Directive Compliant.
- Complies with IEC60335-2-80, LVD2006/95/CE and EMC2014/30/UE (European Directive against radio interference and electro-magnetic compatibility)
- CE marked
- SAP PCDB Listed
- Energy Saving Trust Best Practice Compliant

TYPICAL SPECIFICATION AVAILABLE AT

<http://www.vectaire.co.uk/downloads>



MODELS AVAILABLE:

- ELX1003 - 3 speed, continuous running, cord or remote
- ELX1003DT - 3 speed, continuous running with comfort timer (timer does not activate unless fan has been running for 2 minutes to avoid unnecessary night-time operation) and pull-cord
- ELX1003HDT - with comfort timer, humidistat and pull-cord
- ELX1003DL - with datalogging facility for number of hours run and number of power outages
- ELX1003LV - 3 speed, continuous running with pull-cord - LOW VOLT (SELV)
- ELX1003DTLV - 3 speed, continuous running, with comfort timer, over-run timer and pull-cord LOW VOLT (SELV)
- ELX1003HDTLV - 3 speed, continuous running, with comfort timer, humidistat and pull-cord - LOW VOLT (SELV)

N.B timer adjustable from 0-30 mins

Vectaire Ltd can supply all accessories for use with these units, including product filters, air filter cassettes, silencers, fire dampers, air valves, ducting, outside grilles and wall cowls. Additionally, Vectaire offers a design service to ensure that the unit installed is the best possible to provide efficient, effective, low energy and low running cost ventilation. Vectaire can also organise installation, commissioning and maintenance of these products. N.B These fans are NOT suitable for use with Gravity Grilles. They should be installed using either Cowls or Fixed Grilles. Only approved accessories should be used:

Wall Plates – as required

Wall terminations – all wall terminations must use the approved wall cowl or high rise kit



Elix - ELX1003

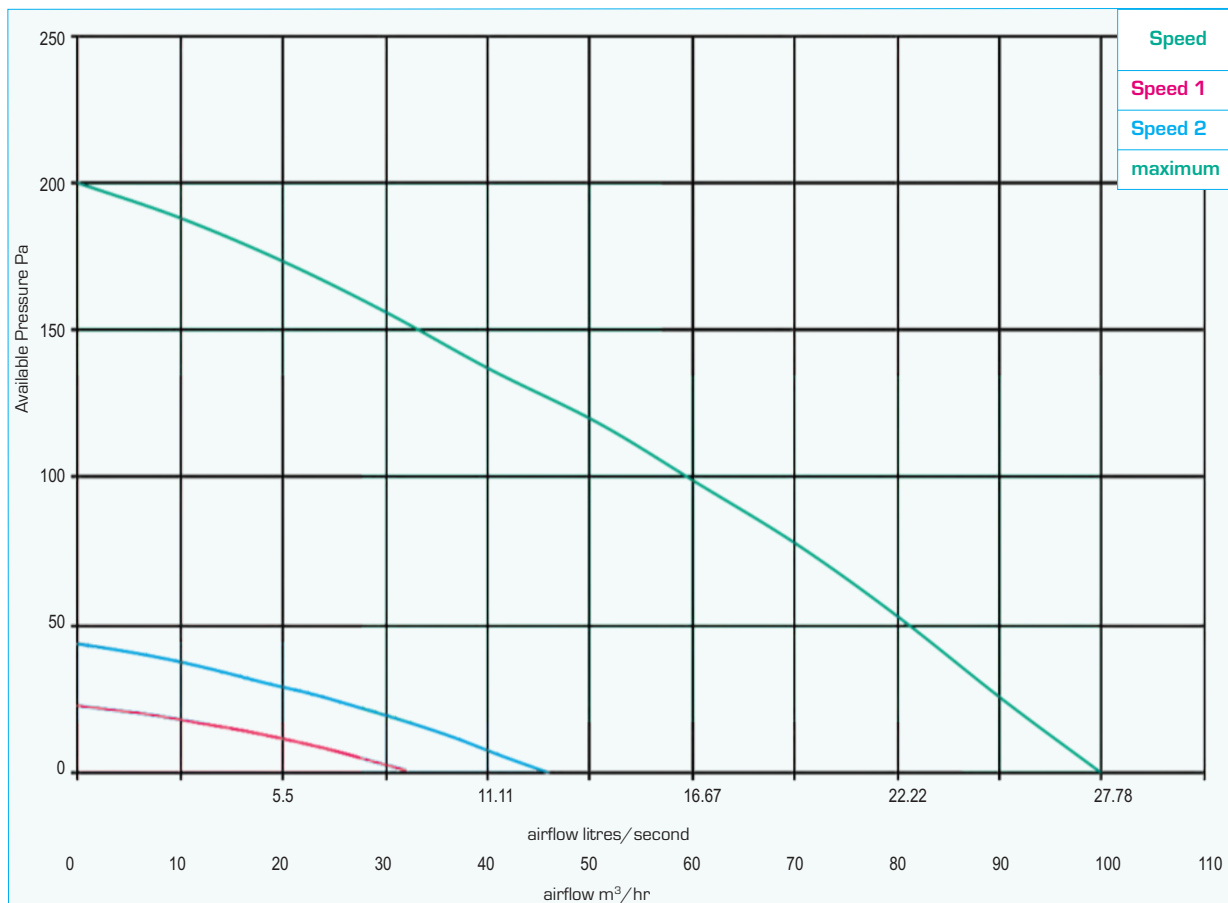
TECHNICAL CHARACTERISTICS									
Model	Airflow l/sec			Power - Watts			dBA (@ 3m in free field)		
	Speed 1	Speed 2	max	Speed 1	Speed 2	max	Speed 1	Speed 2	max
ELX1003	8.8	13	28	1.6	2.4	15	15.5	17.5	35

RESULTS for SAP CALCULATIONS			
ENERGY LEVEL PERFORMANCE - using rigid ducting only			
Unit Configuration	Specific Fan Power (W/l/s)	EST Best Practice Performance Compliant	Flow Rate (l/sec)
In room - kitchen	0.22	Yes	13.0
In room - wetroom	0.16	Yes	8.0
Through wall - kitchen	0.17	Yes	13.0
Through wall - wetroom	0.14	Yes	8.0
Figures from BRE test results at minimum flow rate conditions			

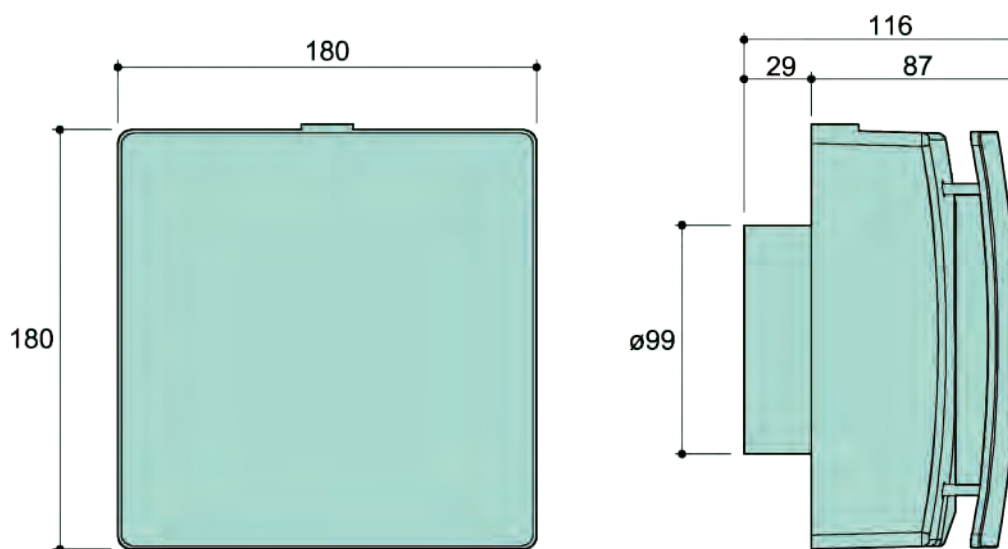


Elix - ELX1003

PERFORMANCE (curves are for guidance only)



DIMENSIONS - mm





Elprex - ELP2204



Elprex - ELP2204

- energy efficient motor
- provides low level continuous ventilation to control condensation
- 4 speed centrifugal fan
- choice of three speeds at installation
- wall or ceiling
- for any kitchen
- low noise levels
- low running costs
- complies with Building Regulations Parts L1A 2013 and F 2013



Elprex - ELP2204

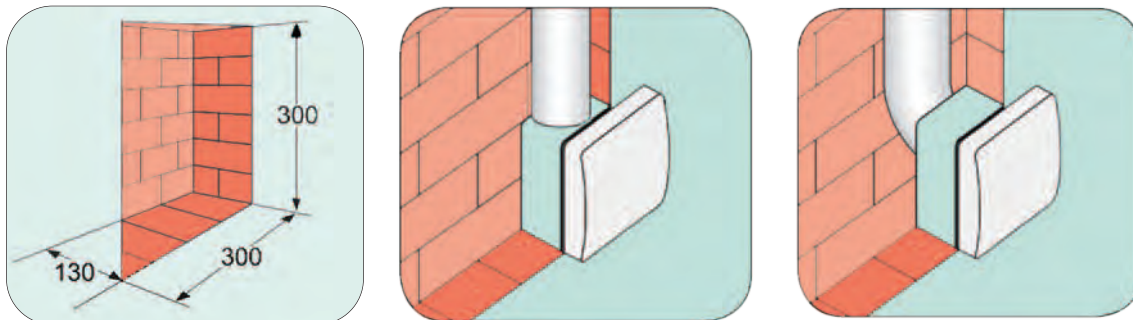
GENERAL FEATURES

- exhausts directly to the outside or through long lengths of ducting (up to 15m)
- sfp down to 0.35 W/l/s
- easy and economical to install and maintain
- runs continuously at trickle speed with choice of 3 boost speeds (fixed at installation)
- Trickle speed 1 operates at 13 l/s (factory set)
- Boost speed 2 operates at 30 l/s
- Boost speed 3 operates at 45 l/s
- Boost speed 4 operates at 60 l/s
- speed boosted to maximum using integral pull cord or by:
 - remote switch/light switch
 - PIR sensor
 - DRH240 (dynamic remote humidistat)
- anti-vibration gasket
- robust and anti-reverse (removable) backdraught shutter
- energy saving ventilation
- extremely low running costs
- low carbon footprint
- 5 year warranty - 1 year parts and labour, 4 years parts only

TECHNICAL FEATURES

- shockproof, high quality technopolymer casing
- designed using latest wind tunnel technology and CFD simulations
- motor with thermal protection
- 30,000 hour life motor with maintenance free and long life ball bearings
- operates in ambient temperatures up to 40°C
- double insulated - no earth required
- IPX4 Splashproof rated - can safely be installed in Zones I and II

Built-in Installation



MODELS AVAILABLE:

- ELP2204 - 4 speed, continuous running, cord or remote
- ELP2204DT - 4 speed, continuous running with comfort timer [timer does not activate unless fan has been running for 2 minutes to avoid unnecessary night-time operation] and pull-cord
- ELP2204HDT - with comfort timer, humidistat and pull-cord
- ELP2204DL - 4 speed, continuous running with pull-cord and integral data logger
- ELP2204DTDL - with comfort timer, pull-cord and integral data logger
- ELP2204HDTDL - with comfort timer, humidistat, pull-cord and integral data logger

N.B timer adjustable from 0-30 mins

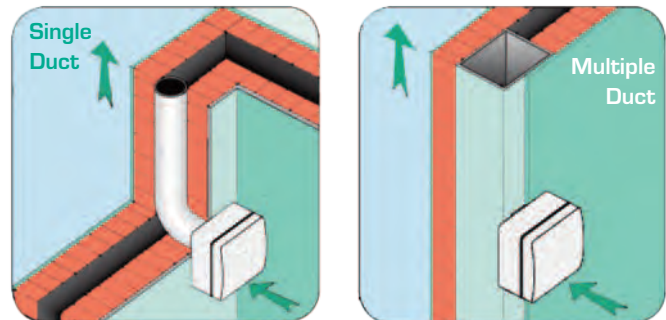
COMPLIES WITH

- Part L1A 2013 of Building Regulations for enhanced energy saving capability
- Part F 2013 of Building Regulations for reliable, efficient ventilation
- EU RoHS Directive Compliant.
- Complies with IEC60335-2-80, LVD2006/95/CE and EMC2014/30/UE (European Directive against radio interference and electro-magnetic compatibility)
- CE marked

TYPICAL SPECIFICATION AVAILABLE AT

<http://www.vectaire.co.uk/downloads>

Surface Mounted Installation



Vectaire Ltd can supply all accessories for use with these units, including product filters, air filter cassettes, silencers, fire dampers, air valves, ducting, outside grilles and wall cowls. Additionally, Vectaire offers a design service to ensure that the unit installed is the best possible to provide efficient, effective, low energy and low running cost ventilation. Vectaire can also organise installation, commissioning and maintenance of these products. N.B These fans are NOT suitable for use with Gravity Grilles. They should be installed using either Cowls or Fixed Grilles. Only approved accessories should be used:

Wall Plates – as required

Wall terminations – all wall terminations

must use the approved wall cowl or high rise kit



Elprex - ELP2204

TECHNICAL CHARACTERISTICS												
Model	Airflow l/sec				Power - Watts				dBA (@ 3m in free field)			
	Speed 1	Speed 2	Speed 3	Speed 4	Speed 1	Speed 2	Speed 3	Speed 4	Speed 1	Speed 2	Speed 3	Speed 4
ELP2204	13	30	45	60	4.5	12.4	20	28	28	35	41	46

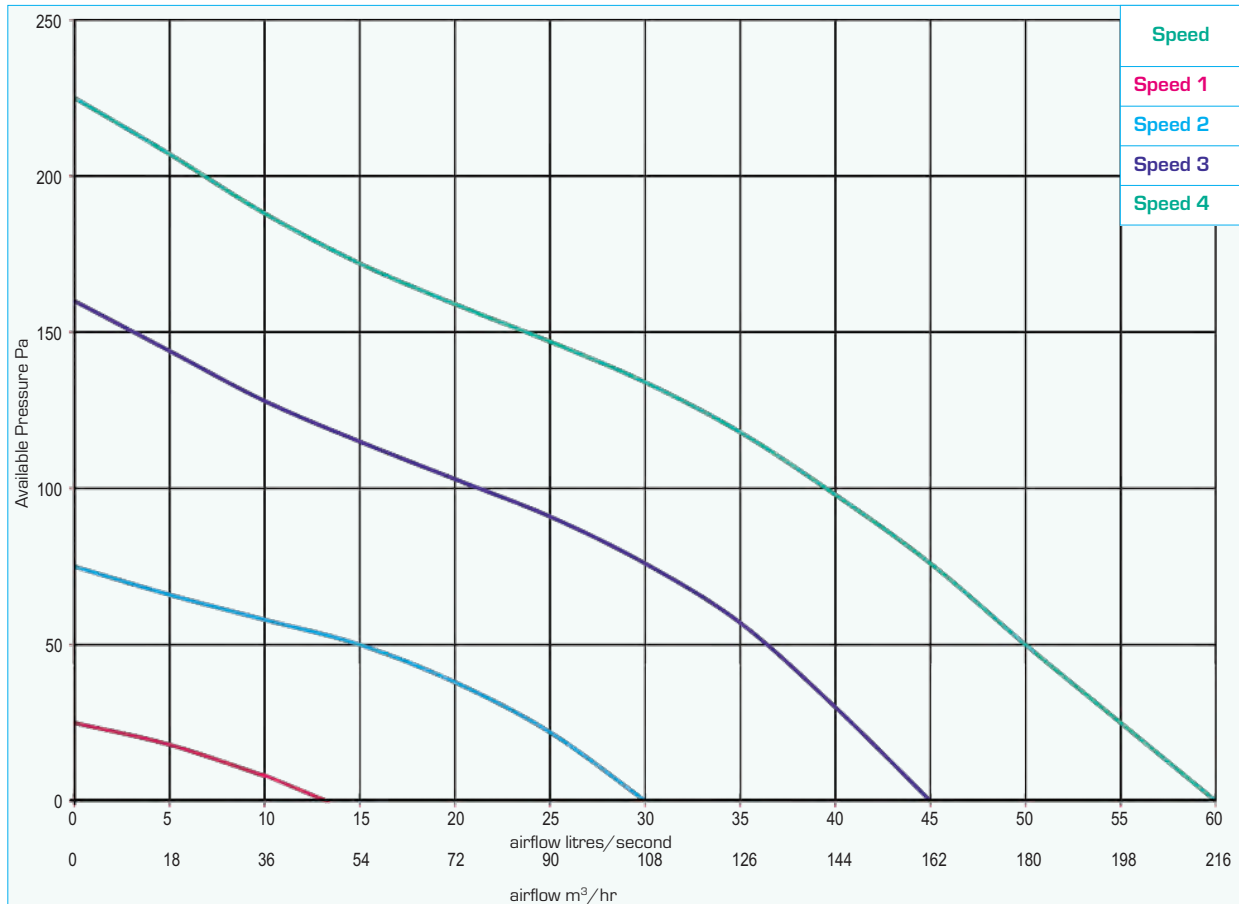
RESULTS for SAP CALCULATIONS			
Specific Fan Power [W/l/s]			
Speed 1	Speed 2	Speed 3	Boost
0.35	0.41	0.44	0.47

Results from our own laboratory

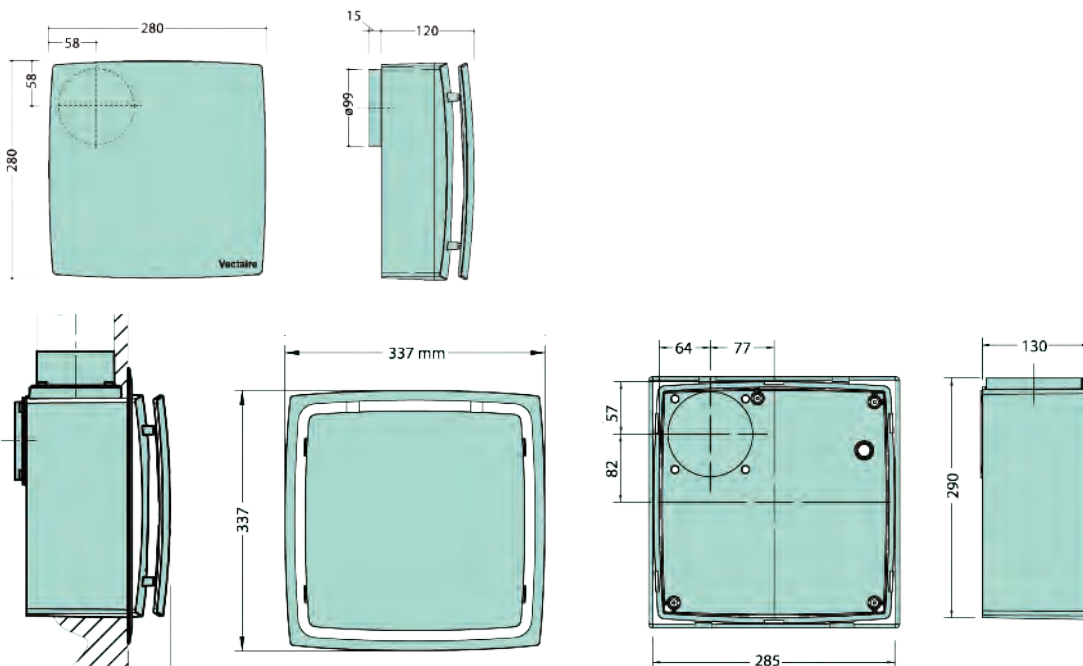


Elprex - ELP2204

PERFORMANCE (curves are for guidance only)



DIMENSIONS - mm





E-Smile - ES1003



E-Smile - ES1003

- provides low level continuous ventilation to control condensation
- 3 speed axial fan
- powerful low profile unit
- choice of two low speeds at installation
- wall or ceiling
- low noise levels
- low running costs
- for any domestic wet room
- complies with Building Regulations Parts L1A 2013 and F 2013



E-Smile - ES1003

GENERAL FEATURES

- exhausts directly to the outside or through medium length ducting - up to 8m)
- sfp down to 0.37 W/l/s
- runs continuously at pre-selected choice of two speeds (fixed at installation)
- Speed 1 operates at 11 l/s (factory set)
- Speed 2 operates at 14 l/s
- speed boosted to maximum (21 l/s) using integral pull cord or by:
 - remote switch/light switch
 - PIR sensor
 - DRH240 (dynamic remote humidistat)
- easy and economical to install and maintain
- ES1003 design allows installation at any angle with only three fixing points
- energy saving ventilation
- **extremely low running costs**
- low carbon footprint
- 5 year warranty - 1 year parts and labour, 4 years parts only

TECHNICAL FEATURES

- constructed using recyclable and/or reusable materials and components for minimum ecological impact
- shockproof, high quality technopolymer casing
- designed using latest wind tunnel technology and CFD simulations
- advanced profile to increase aerodynamic efficiency
- induction motor with thermal protection
- 40,000 hour life motors with maintenance free and long life ball bearings
- operates in ambient temperatures up to 40°C
- double insulated - no earth required
- IPX4 Splashproof rated - can safely be installed in Zones I and II



COMPLIES WITH

- Part L1A 2013 of Building Regulations for enhanced energy saving capability
- Part F 2013 of Building Regulations for reliable, efficient ventilation
- EU RoHS Directive Compliant.
- Complies with IEC60335-2-80, LVD2006/95/CE and EMC2014/30/UE (European Directive against radio interference and electro-magnetic compatibility)
- CE marked
- SAP PCDB Listed
- Energy Saving Trust Best Practice Compliant

TYPICAL SPECIFICATION AVAILABLE AT

<http://www.vectaire.co.uk/downloads>



MODELS AVAILABLE:

- ES1003 - 3 speed, continuous running, cord or remote
- ES1003CF - model c/w filter
- ES1003CLV - SELV - 12v model
- ES100H2C - 2 speed, humidity control
- ES100H2CLV - 2 speed, humidity control - SELV - 12v model

Vectaire Ltd can supply all accessories for use with these units, including product filters, air filter cassettes, silencers, fire dampers, air valves, ducting, outside grilles and wall cowls. Additionally, Vectaire offers a design service to ensure that the unit installed is the best possible to provide efficient, effective, low energy and low running cost ventilation. Vectaire can also organise installation, commissioning and maintenance of these products. N.B These fans are NOT suitable for use with Gravity Grilles. They should be installed using either Cowls or Fixed Grilles. Only approved accessories should be used:

Wall Plates – as required

Window kits – as required

Wall terminations – all wall terminations must use the approved wall cowl or high rise kit



E-Smile - ES1003

TECHNICAL CHARACTERISTICS									
Model	Airflow l/sec			Power - Watts			dBA (@ 3m in free field)		
	Speed 1	Speed 2	max	Speed 1	Speed 2	max	Speed 1	Speed 2	max
ES1003	11	14	21	3.8	5.3	7.5	16	19	29

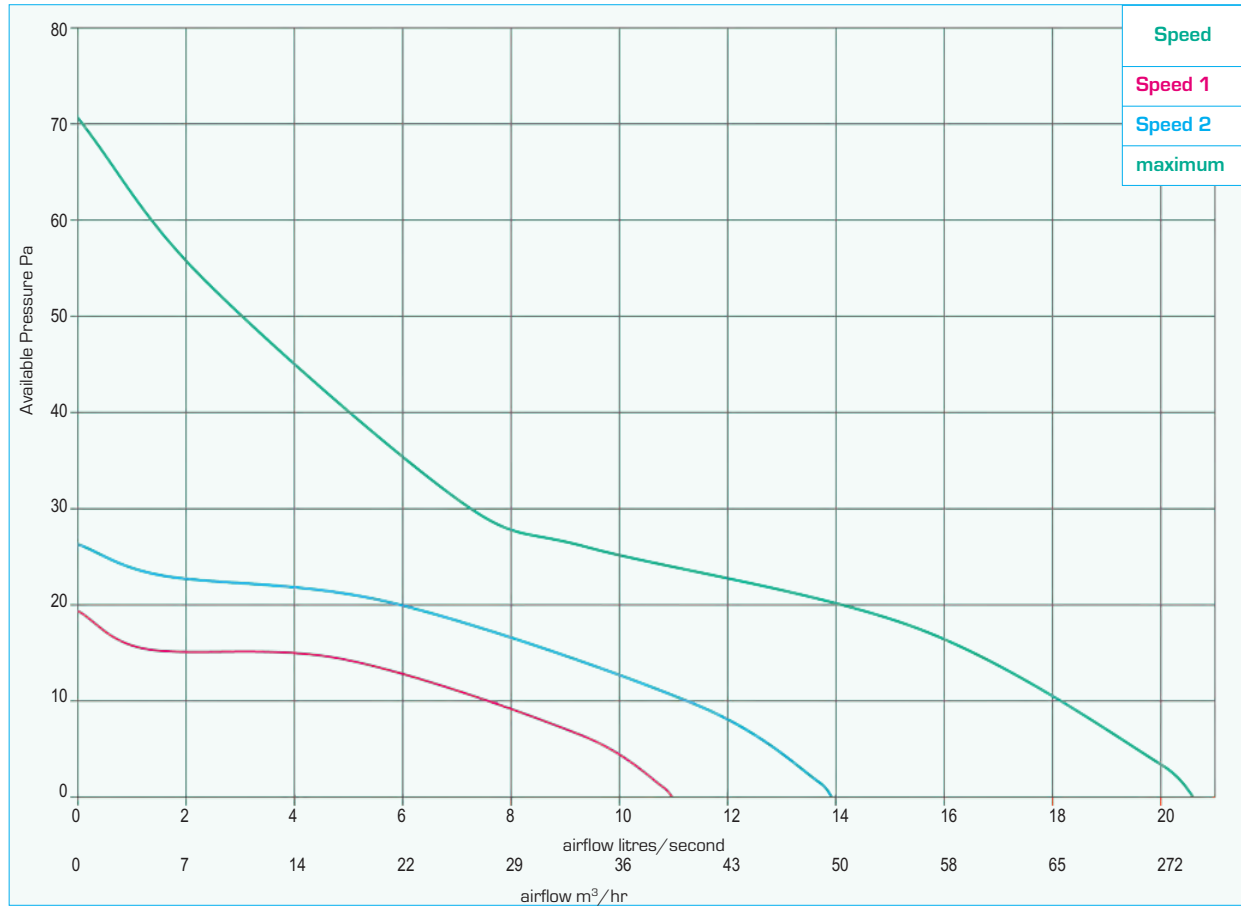
RESULTS for SAP CALCULATIONS ENERGY LEVEL PERFORMANCE - using rigid ducting only			
Unit Configuration	Specific Fan Power (W/l/s)	EST Best Practice Performance Compliant	Flow Rate (l/sec)
In room - kitchen	0.55	Yes	14.2
In room - wetroom	0.61	Yes	11.1
Through wall - kitchen	0.37	Yes	15.5
Through wall - wetroom	0.45	Yes	9.7
Figures from BRE test results at minimum flow rate conditions			

RESULTS for SAP CALCULATIONS ENERGY LEVEL PERFORMANCE - using flexible ducting only			
Unit Configuration	Specific Fan Power (W/l/s)	EST Best Practice Performance Compliant	Flow Rate (l/sec)
In room - kitchen	0.57	Yes	13.0
In room - wetroom	0.61	Yes	10.3
Through wall - kitchen	0.37	Yes	15.5
Through wall - wetroom	0.45	Yes	9.7
Figures from BRE test results at minimum flow rate conditions			

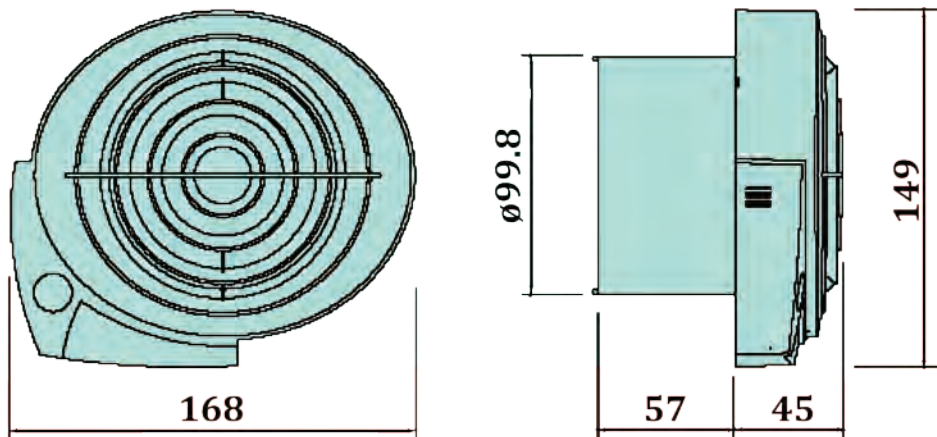


E-Smile - ES1003

PERFORMANCE (curves are for guidance only)



DIMENSIONS - mm





Elegance - EL100 and EL150



Elegance - EL100 and EL150

- high performance, low carbon axial fans
- control condensation
- standard, timer, humidistat, 2 speed and SELV models
- powerful low profile units
- wall, ceiling or window (with additional window kit)
- low noise levels
- low running costs
- for any domestic wet room
- complies with Building Regulations Parts L1A 2013 and F 2013



Elegance - EL100 and EL150

GENERAL FEATURES

- exhausts directly to the outside (through wall, or window installation with additional window kit, or with medium length ducting)
- easy and economical to install and maintain
- suitable for toilets, shower-rooms, bathrooms, utility rooms and kitchens
- anti-vibration gasket
- all models incorporate cord which can be removed to allow other types of switching.
 - remote switch/light switch
 - PIR sensor
 - DRH240 (dynamic remote humidistat)
- patented anti-turbulence deflectors ensure very low noise levels and optimum performances
- energy saving ventilation
- extremely low running costs
- low carbon footprint
- 5 year warranty - 1 year parts and labour, 4 years parts only

TECHNICAL FEATURES

- shockproof, high quality technopolymer casing
- designed using latest wind tunnel technology and CFD simulations
- motor with thermal protection
- 43,000 hour life motors with maintenance free and long life ball bearings
- operates in ambient temperatures up to 40°C
- double insulated - no earth required
- IPX4 Splashproof rated - can safely be installed in Zones I and II




COMPLIES WITH

- Part L1A 2013 of Building Regulations for enhanced energy saving capability
- Part F 2013 of Building Regulations for reliable, efficient ventilation
- EU RoHS Directive Compliant.
- Complies with IEC60335-2-80, LVD2006/95/CE and EMC2014/30/UE (European Directive against radio interference and electro-magnetic compatibility)
- CE marked

TYPICAL SPECIFICATION AVAILABLE AT

<http://www.vectaire.co.uk/downloads>



Vectaire Ltd can supply all accessories for use with these units, including product filters, air filter cassettes, silencers, fire dampers, air valves, ducting, outside grilles and wall cowls. Additionally, Vectaire offers a design service to ensure that the unit installed is the best possible to provide efficient, effective, low energy and low running cost ventilation. Vectaire can also organise installation, commissioning and maintenance of these products. N.B These fans are NOT suitable for use with Gravity Grilles. They should be installed using either Cowls or Fixed Grilles. Only approved accessories should be used:

- Wall Plates – as required
- Window kits – as required
- Wall terminations – all wall terminations must use the approved wall cowl or high rise kit

MODELS AVAILABLE - 4"/10cm

- EL100 - Standard, cord or Remote
- EL100T - Cord or Remote, Timer
- EL100HT - Cord or Remote, Timer and Humidistat
- EL100/2AC - 2 Speed, Cord or Remote
- EL100LV - Cord or Remote, SELV
- EL100TLV - Cord or Remote, Timer, SELV

MODELS AVAILABLE - 6"/15cm

- EL150 - Standard, cord or Remote
- EL150T - Cord or Remote, Timer
- EL150HT - Cord or Remote, Timer and Humidistat
- EL150/2AC - 2 Speed, Cord or Remote

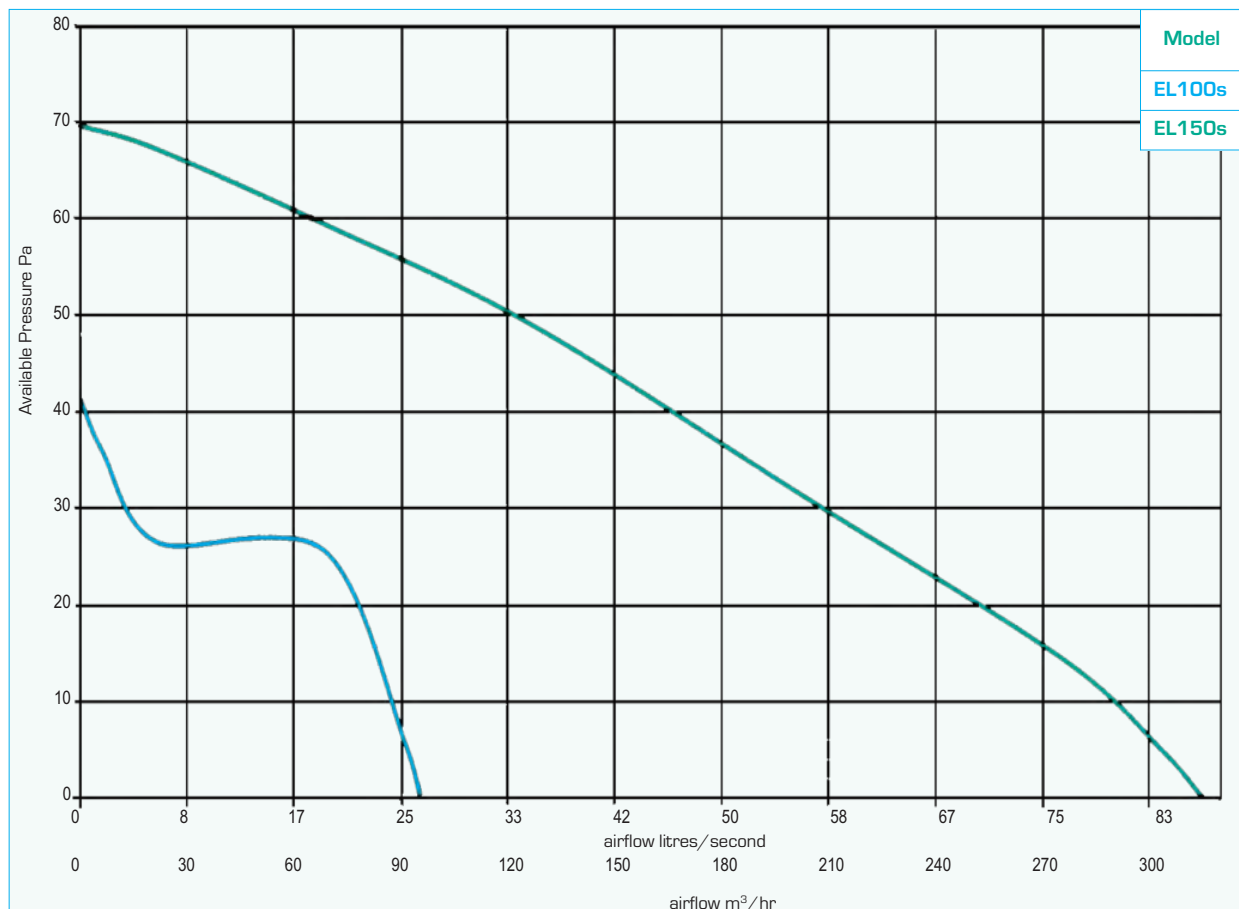
N.B timer adjustable from 3-25 mins



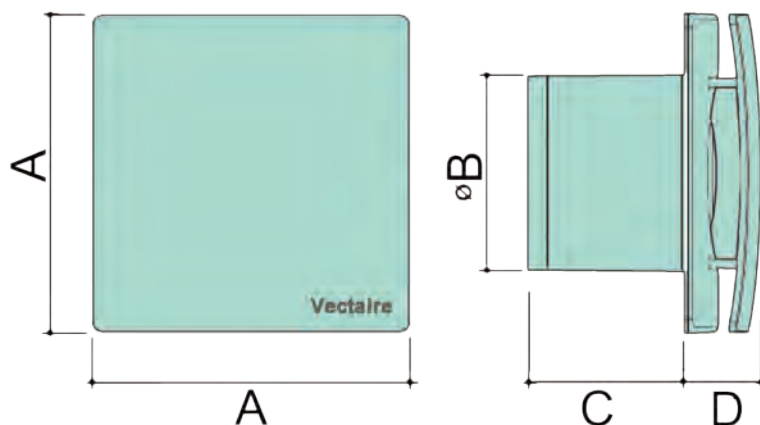
Elegance - EL100 and EL150

TECHNICAL CHARACTERISTICS										
Model	Airflow m ³ /hr		Airflow l/sec		Pressure - Pa		Power - Watts		dBA (@ 3m in free field)	
	max	min	max	min	max	min	Speed 1	Speed 2	max	min
EL100s	99	58	25	16	42	21	14	6	31.4	27.4
EL150s	315	182	87	50	71	16	25	13	43.9	29.5

PERFORMANCE (curves are for guidance only)



DIMENSIONS - mm



Model	EL100s	EL150s
A	160	200
øB	98	149
C	80	105
D	38	56
Kg	0.9	1.3

Heatrec 1003



Heatrec 1003

- 3 speed centrifugal fan for any domestic wet room
- energy efficient EC motors
- efficient, low energy solution to controlling condensation and pollution
- provides low level continuous ventilation
- with summer bypass and frost-stat
- up to 75% heat exchange efficiency
- choice of two low [trickle] speeds
- speed can be boosted by user
- low noise levels and running costs
- complies with Building Regulations Parts L1A 2013 and F 2013



Heatrec 1003

GENERAL FEATURES

- single room heat recovery unit for new build or refurbishment
- for areas up to 40m²
- up to 75% of heat recovered
- easy to install and maintain
- for installation into walls - can be rotated to four positions
- two low (trickle) speeds
 - speed 1: 5 litres/sec
 - speed 2: 7.5 litres/sec
- boost speed (15 litres/sec) triggered by user with integral pull-cord or a remote switch
- tube heat recovery cell available in 400mm, 500mm or 600mm lengths
- heat recovery tube incorporates condensate drainage and weather louvre
- termination kit enables complete installation from inside (easy to install in high rise buildings)
- low noise levels
- low running costs
- 5 year warranty - 1 year parts and labour, 4 years parts only

TECHNICAL FEATURES

- efficient and economical
- casing from shockproof, high quality technopolymer
- low energy EC motors
- operates in temperature up to 40°C
- easy to maintain
- filters and heat exchanger removable and washable

SUMMER BYPASS

The Heatrec 1003 has sensors which monitor the air intake and extract. When the outside temperature is comfortable and the inside ambient temperature is lower than 18°C, the air extract motor will be automatically switched off, whilst the air intake motor will continue to operate, ensuring a quick and efficient change of air inside the room. When the outside temperature is higher than 26°C, the air intake motor will be switched off to ensure ventilation without increasing the temperature.

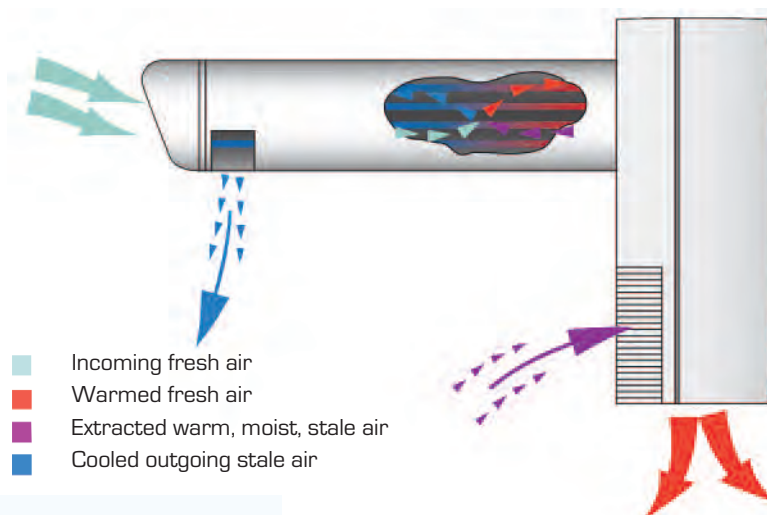
INTEGRAL FROST-STAT

The unit is fitted with an internal thermostat, which automatically stops the air intake if there is a risk of the heat exchanger freezing up (when the outside temperature is too low) and also avoiding the intake of very cold air

COMPLIES WITH

- Part L1A 2013 of Building Regulations for enhanced energy saving capability
- Part F 2013 of Building Regulations for reliable, efficient ventilation
- EU RoHS Directive Compliant.
- Complies with IEC60335-2-80, LVD2006/95/CE and EMC2014/30/UE (European Directive against radio interference and electro-magnetic compatibility)
- CE marked

TYPICAL SPECIFICATION AVAILABLE AT
<http://www.vectaire.co.uk/downloads>



MODELS AVAILABLE:

- HREC1003 - 3 speed, continuous running with pull-cord
- HREC1003T - 3 speed, continuous running with timer and pull-cord
- HREC1003HT - 3 speed, continuous running fan with timer, humidistat and pull-cord
- HREC1003LV - 3 speed, continuous running with pull-cord - SELV
- HREC1003TLV - 3 speed, continuous running with timer and pull-cord - SELV
- HREC1003HTLV - 3 speed, continuous running fan with timer, humidistat and pull-cord - SELV

N.B timer adjustable from 0-30 mins.
 Humidistat relative humidity adjustable between 40-90%.

Vectaire Ltd can supply all accessories for use with these units, including product filters, air filter cassettes, silencers, fire dampers, air valves, ducting, outside grilles and wall cowls. Additionally, Vectaire offers a design service to ensure that the unit installed is the best possible to provide efficient, effective, low energy and low running cost ventilation. Vectaire can also organise installation, commissioning and maintenance of these products

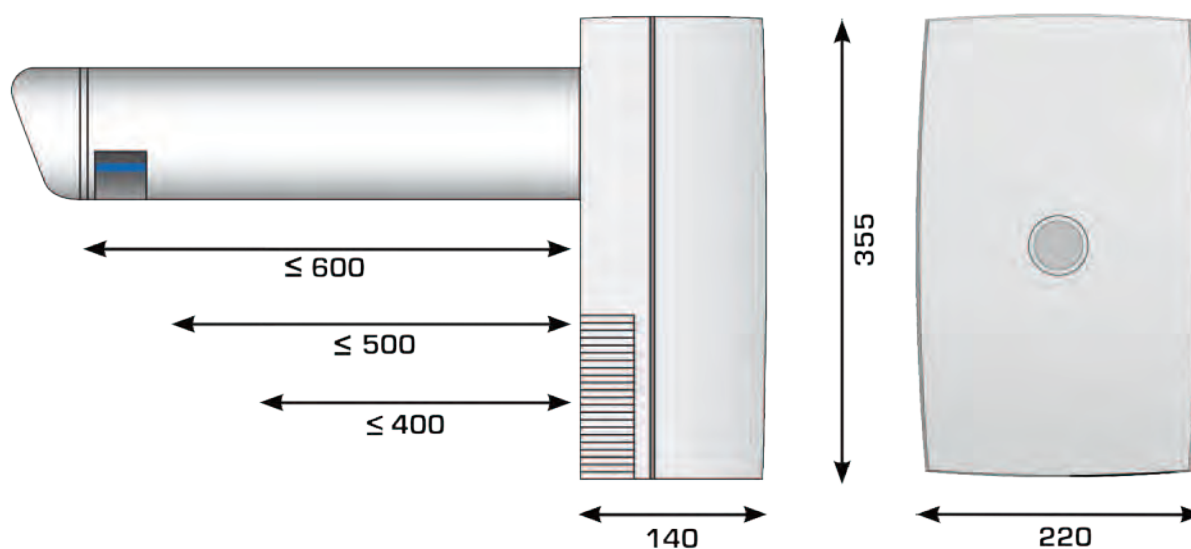


Heatrec 1003

TECHNICAL CHARACTERISTICS									
Model	Airflow l/sec			Power - Watts			dBA (@ 3m in free field)		
	Speed 1	Speed 2	max	Speed 1	Speed 2	max	Speed 1	Speed 2	max
HREC1003	5	7.5	15	3.7	8.3	28.3	18.4	27.7	39.3

DIMENSIONS - mm


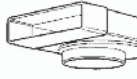


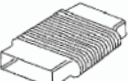
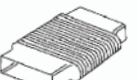


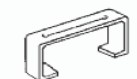

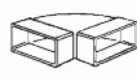
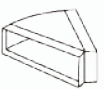


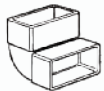

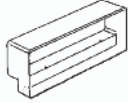
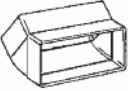
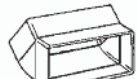




3 models with 100mm dia duct for wall thickness up to:





Plastic Flat Ducting - 3 sizes

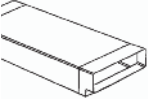
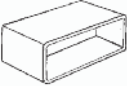
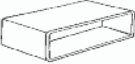
VFPD - 110x54mm: VPFDS - 204x60mm: VPFDM - 220x90mm











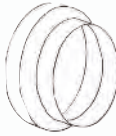
	Model	Size	Box Qty		Model	Size	Box Qty
FLAT DUCTING - 1.5M LENGTH				ADAPTOR ROUND TO FLAT - VERTICAL BEND - OFFSET SPIGOT			
	VFPD	1500mm long	20		VPAVBSA4	100mm spigot	10
	VPFDS	1500mm long	5		VPAVBSA5	125mm spigot	10
	VPFDM	1500mm long	3		VPAVBSA6	150mm spigot	10
FLAT DUCTING - 2M LENGTH					VPAVBM4	100mm spigot	6
	VFPD-2M	2000mm long	10		VPAVBM5	125mm spigot	6
	VPFDS-2M	2000mm long	5		VPAVBM6	150mm spigot	6
	VPFDM-2M	2000mm long	2	"T" PIECE			
UNIVERSAL DUCT					VPT	110 x 54	20
	VPFDS-UD	204 x 60	10		VPTS	204 x 60	10
					VPTM	220 x 90	6
CONNECTOR				RECTANGULAR FLEXIBLE DUCTING			
	VPC	110 x 54	20		VFD110/.5	110 x 54mm x .5m	1
	VPCS	204 x 60	10		VFD110/3	110 x 54mm x 3m	1
	VPCM	220 x 90	6		VFD204/.5	204 x 60mm x .5m	1
MOUNTING BRACKET					VFD204/3M	204 x 60mm x 3m	1
	VPMB	110 x 54	10		VFD220/.5	220 x 90mm x .5m	1
	VPMBS	204 x 60	10		VFD220/3	220 x 90mm x 3m	1
	VPMBM	220 x 90	10	WALL PLATE - FLAT CHANNEL			
90° HORIZONTAL BEND					VPAWP		10
	VPHB	110 x 54	20		VPAWPS		10
	VPHBS	204 x 60	10		VPAWPM		6
	VPHBM	220 x 90	6	FIXED GRILLE WITH RECTANGULAR SPIGOT AND FLYSCREEN			
45° HORIZONTAL BEND					VPFG	W, B, COT or TC	20
	VPHB45	110 x 54	20		(for 110mm x 54mm duct size only)		
	VPHBS45	204 x 60	10	GRAVITY GRILLE WITH RECTANGULAR SPIGOT			
	VPHBM45	220 x 90	6		VPGG	W, B, COT or TC	20
ADJUSTABLE HORIZONTAL BEND					(for 110mm x 54mm duct size only)		
	VPAHBS	204 x 60	10	AIRBRICK ADAPTOR			
90° VERTICAL BEND					VPAB/AD	(VFPD only)	20
	VPVB	110 x 54	20	AIRBRICK			
	VPVBS	204 x 60	10		VPAB	W, B, COT or TC	20
	VPVBM	220 x 90	6	ADAPTOR - 204MM x 60MM ('S') TO 220MM x 90MM ('M')			
45° VERTICAL BEND					VPAS-M	W, B, COT or TC	10
	VPVB45	110 x 54	20	DOUBLE AIRBRICK ADAPTOR			
	VPVBS45	204 x 60	10		VPDAB/ADM	Megaduct only	10
	VPVBM45	220 x 90	6	DOUBLE AIRBRICK			
ADAPTOR ROUND TO FLAT					VPDAB	W, B, COT or TC	20
	VPA	100mm dia spigot	20	ADAPTOR ROUND TO FLAT - VERTICAL BEND			
	VPAS	125mm dia spigot	10		VPAVB	100mm dia spigot	20
	VPAM	150mm dia spigot	6		VPAVBS4	100mm dia spigot	10
					VPAVBS5	125mm dia spigot	10
					VPAVBS6	150mm dia spigot	10

White = W: Brown = B: Beige = COT: Terracotta = TC

Ducting and Ancillaries



	Model	Size/Description	Box Qty
SILENCER			
	VPFDS-SIL.5	204 x 60mm x .5m	1
	VPFDS-SIL1	204 x 60mm x 1m	1
	VPFDS-SIL	204 x 60mm x 1.5m	1
	VPFDM-SIL.5	220 x 90mm x .5m	1
	VPFDM-SIL1	220 x 90mm x 1m	1
	TAPE/ADHESIVES		
	PVCDT	PVC Duct Tape	1
	DDSeal	Duct Seal	1
	MAS87	Intumescent Mastic	1
INTUMESCENT DUCT SLEEVES FOR VFPD			
	VFPD-DS	110 x 54mm	1
	VPFDS-DS	204 x 60mm	1
	VPFDM-DS	220 x 90mm	1
INTUMESCENT FIRE SLEEVE			
	FS204/100	204 x60 x100mm	1
INTUMESCENT FIRE DAMPER			
	FD4INT	4"/10cm	1
	FD5INT	5"/12cm	1
	FD6INT	6"/15cm	1
FIRE DAMPER - FUSIBLE LINK			
	FD4	4"/10cm	1
	FD5	5"/12cm	1
	FD6	6"/15cm	1
FIRE DAMPER			
	VRD4/FD	4"/10cm	1
	VRD5/FD	5"/12cm	1
	VRD6/FD	6"/15cm	1
DUCT SLEEVE			
	VRD4-DS	4"/10cm	1
	VRD5-DS	5"/12cm	1
	VRD6-DS	6"/15cm	1
DUCT JOINING			
	DW25N	Duct Wrap-1.2mx13m	1
	PVCDT	PVC Duct Tape	1
	DT75	Aluminium Foil Duct Tape	1
	DDSeal	Duct Seal	1

	Model	Size	Box Qty
TELESCOPIC DUCT - 8"-14"			
	VTD10-200	4"/10cm	10
	VTD12-200	5"/12cm	10
	VTD15-200	6"/15cm	10
RIGID DUCT - 14'/350MM			
	VRD4-350	4"/10cm	10
	VRD5-350	5"/12cm	10
	VRD6-350	6"/15cm	10
RIGID DUCT - 1000MM			
	VRD4-1M	4"/10cm	3
	VRD5-1M	5"/12cm	3
	VRD6-1M	6"/15cm	3
RIGID DUCT - 2000MM			
	VRD4-2M	4"/10cm	3
	VRD5-2M	5"/12cm	3
	VRD6-2M	6"/15cm	3
RIGID DUCT CONNECTOR			
	VRD4/C	4"/10cm	10
	VRD5/C	5"/12cm	10
	VRD6/C	6"/15cm	10
RIGID DUCT FIXING BRACKET			
	VRD4/FB	4"/10cm	10
	VRD5/FB	5"/12cm	10
	VRD6/FB	6"/15cm	10
RIGID DUCT T PIECE			
	VRD4/T	4"/10cm	10
	VRD5/T	5"/12cm	10
	VRD6/T	6"/15cm	10
RIGID DUCT Y PIECE			
	VRD4/Y	4"/10cm	10
RIGID DUCT 90° BEND			
	VRDB90/4	4"/10cm	10
	VRDB90/5	5"/12cm	10
	VRDB90/6	6"/15cm	10
RIGID DUCT 45° BEND			
	VRDB45/4	4"/10cm	10
	VRDB45/5	5"/12cm	10
ROUND GRILLE WITH FLYSCREEN			
	T10	4"/10cm	10
CIRCULAR REDUCER			
	RED4/3P	10cm-7.5cm	10
	RED5/4P	12cm-10cm	10
	RED6/4P	15cm-10cm	10
	RED6/5P	15cm-12cm	10
	RED8/6P	20cm-15cm	1

Ducting and Ancillaries



Model	Size/Description	Box Qty
ADAPTOR PLATES		
PLT/EL	Elegance	1
PLT/ELX	Elix	1
PLT/ES1003	E-Smile	1
PLT/ES1003S12	E-Smile	1
PLT/ES1003/SIL	E-Smile	1
PLT/ECO10	ECO	1
PLT/ECO1030/30	ECO	1

Model	Size/Description	Box Qty
WALL VENT KITS		
AWVK10/4	4"/10cm	10
AWVK12/5	5"/12cm	10
AWVK15/6	6"/15cm	10

Model	Size/Description	Box Qty
METAL DUCT JOINING PIECE		
DJP4	4"/10cm	1
DJP5	5"/12cm	1
DJP6	6"/15cm	1
DJP8	8"/20cm	1
DJP10	10"/25cm	1
DJP12	12"/30cm	1

Model	Size/Description	Box Qty
METAL "Y" SECTION		
YP4	4"/10cm	1
YP5	5"/12cm	1
YP6	6"/15cm	1
YP8	8"/20cm	1

Model	Size/Description	Box Qty
METAL "T" SECTION		
TP4	4"/10cm	1
TP5	5"/12cm	1
TP6	6"/15cm	1
TP8	8"/20cm	1

Model	Size/Description	Box Qty
METAL AIR VALVES WITH FIRE DAMPER		
VAV4+FD	4"/10cm	1
VAV5+FD	5"/12cm	1
VAV6+FD	6"/15cm	1

Model	Size/Description	Box Qty
WORM DRIVE CLIPS		
WDC4	4"/10cm	1
WDC5	5"/12cm	1
WDC6	6"/15cm	1
WDC8	8"/20cm	1
WDC10	10"/25cm	1
WDC12/16	12"-16"	1

Model	Size	Box Qty
WALL COWLS		
VWC	4"-6"	1
VWC4	4"/10cm	1
VWC5	5"/12cm	1
VWC6	6"/15cm	1

Model	Size	Box Qty
PLASTIC FIXED GRILLES		
FG4	4"/10cm	1
FG5	5"/12cm	1
FG6	6"/15cm	1

Model	Size	Box Qty
PLASTIC FIXED GRILLES WITH FLYSCREEN		
FG4F	4"/10cm	1
FG5F	5"/12cm	1
FG6F	6"/15cm	1

Model	Size	Box Qty
PLASTIC GRAVITY GRILLES		
GG4	4"/10cm	1
GG5	5"/12cm	1
GG6	6"/15cm	1

N.B plastic grilles available in: White = W: Brown = B: Beige - COT: Terracotta = TC. Grilles will be supplied in white unless requested otherwise at time of ordering

Model	Size	Box Qty
IN WALL ATTENUATORS		
VIWA4	4"/10cm - with grille	1
VIWA4C	4"/10cm - with cowl	1
VIWA4QF	4"/10cm- with quick fit cowl	1
VIWA5	5"/12cm- with grille	1
VIWA5C	5"/12cm - with cowl	1
VIWA5QF	5"/12cm- with quick fit cowl	1

Model	Size	Box Qty
WALL TERMINATION KITS		
VWTK4	4"/10cm-high rise-wall 350mm duct-internal installation	1
VWTK-Gas	4"/10cm only for VWTK4	1
VWTK6	6"/15cm - as VWTK4	1
VWTC4	4"/10cm-round wall cowl for internal installation	1
VWTC6	6"/15cm - as VWTC4	1

Model	Size	Box Qty
ROOF TERMINATION KITS		
RTK4	4"/10cm - Kit	1
RT4	4"/10cm - Cowl	1

Model	Size	Box Qty
PLASTIC AIR VALVES		
VAV4	4"/10cm	1
VAV5	5"/12cm	1
VAV6	6"/15cm	1

Model	Size	Box Qty
CONDENSATION TRAPS		
VCT4	4"/10cm	1
VCT4P	4"/10cm- with overflow	1
VCT5P	5"/12cm- with overflow	1
VCT6P	6"/15cm- with overflow	1

Ducting and Ancillaries



Model	Size dia	Size length	Box Qty	
PLASTIC FLEXIBLE DUCTING				
VFD4/3	4"/10cm	3m	12	
VFD4/6	4"/10cm	6m	6	
VFD4/10	4"/10cm	10m	2	
	VFD5/3	5"/12cm	3m	6
	VFD5/6	5"/12cm	6m	1
	VFD6/3	6"/15cm	3m	4
	VFD6/6	6"/15cm	6m	1
	VFD6/10	6"/15cm	10m	1
	VFD8/3	8"/20cm	3m	1
	VFD8/6	8"/20cm	6m	1
	VFD10/3	10"/25cm	3m	1
	VFD10/6	10"/25cm	6m	1
	VFD315/3	12"/31.5cm	3m	1
	VFD315/6	12"/31.5cm	6m	1
	VFD315/10	12"/31.5cm	10m	1
INSULATED ALUMINIUM FLEXIBLE DUCTING				
VFD4/10INS	4"/10cm	10m	1	
VFD5/10INS	5"/12cm	10m	1	
VFD6/10INS	6"/15cm	10m	1	
VFD8/10INS	8"/15cm	10m	1	
ALUMINIUM FLEXIBLE DUCTING				
VFD4/10AL	4"/10cm	10m	1	
VFD5/10AL	5"/12cm	10m	1	
VFD6/10AL	6"/15cm	10m	1	
ACOUSTIC ALUMINIUM FLEXIBLE DUCTING				
VFD4/10AC	4"/10cm	10m	1	
VFD5/10AC	5"/12cm	10m	1	
VFD6/10AC	6"/15cm	10m	1	
VFD8/10AC	8"/15cm	10m	1	

Vectaire Ltd

Lincoln Road
Cressex Business Park
High Wycombe
Buckinghamshire
HP12 3RH

Tel: +44(0)1494 522333
Fax: +44(0)1494 522337

Email: sales@vectaire.co.uk

Web: www.vectaire.co.uk

