



1 Name of Listed Entity: Atlas Jewellery India Limited

2 Scrip Code/Name of Scrip/Class of Security: 514394

3 Share Holding Pattern Filed under: Reg. 31(1)(b)
Quarter Ended: 31st December, 2015

4 Declaration:

	Particulars	Yes	No
1	Whether the Listed Entity has issued any partly paid up shares?		No
2	Whether the Listed Entity has issued any Convertible Securities or Warrants?		No
3	Whether the Listed Entity has any shares against which depository receipts are issued?		No
4	Whether the Listed Entity has any shares in locked-in?	Yes	
5	Whether any shares held by promoters are pledge or otherwise encumbered?		No




Table - I Summary Statement holding of specified securities

Category (I)	Category of Shareholder (II)	No of Shareholders (III)	No. of fully paid Equity Share Held (IV)	No. of Partly Paid Equity Shares Held (V)	No. of shares underlying Depository Receipts (VI)	Total Nos. Shares Held (VII) = (IV)+(V)+(VI)	Shareholding as a % of total no of Shares (calculated as per SCRR 1957) (VIII) as a % of (A+B+C2)	Number of Voting Rights held in each class of securities (IX)				No of shares underlying outstanding convertible securities (including warrants) (X)	Shareholding as a % assuming full conversions of convertible securities (as a % of diluted equity capital) (XI)=(VII)+(X) as a % of (A+B+C2)	No. of Locked in Shares (XII)		No of Shares pledged or otherwise encumbered (XIII)		No of Equity Shares Held in Dematerialized form (XIV)
								No. of Voting Rights			Total as a % of (A+B+C)			No. (a)	As a % of total shares held (b)	No. (a)	As a % of total shares held (b)	
								Class X	Class Y	Total								
(A)	Promoter & Promoter Group	3	51636044	0	0	51636044	51.30	51636044	0	51636044	51.30	0	51.30	50000000	96.83	0	0	51635944
(B)	Public	5241	49018489	0	0	49018489	48.70	49018489	0	49018489	48.70	0	48.70	0	0.00	0	0	47721482
(C)	Non Promoter - Non Public	0	0	0	0	0	0.00	0	0	0	0.00	0	0.00	0	0.00	0	0	0
(C1)	Shares Underlying DRs	0	0	0	0	0	0.00	0	0	0	0.00	0	0.00	0	0.00	0	0	0
(C2)	Share Held By Employees Trusts	0	0	0	0	0	0.00	0	0	0	0.00	0	0.00	0	0.00	0	0	0
	Total	5244	100654533	0	0	100654533	100.00	100654533	0	100654533	100.00	0	100.00	50000000	96.83	0	0	99357426






Table II - Statement showing shareholding pattern of the Promoter and Promoter Group

(1) Category & Name of the Shareholder (I)	PAN (II)	No. of Shareholders (III)	No. of fully paid Equity Share Held (IV)	No. Of Partly Paid Equity Shares Held (V)	No. Of shares underlying Depository Receipts (VI)	Total Nos. Shares Held (VII) = (IV)+(V)+(VI)	Shareholding as a % of total no of Shares (calculated as per SCRR 1957) (VIII) As a % of (A+B+C2)	No of Voting Rights held in each class of securities (IX)			No of shares undelying convertible securities (including warrants) (X)	Shareholding as a % assuming full conversions of convertible securities (as a % of diluted equity capital) (XI)=(VII)+(X) as a % of (A+B+C2)	No. of Locked in Shares (XII)		No of Shares pledged or otherwise encumbered (XIII)		No of Equity Shares Held in Dematerialized form (XIV)	
								No. of Voting Rights					Total as a % of (A+B+C)	No. (a)	As a % of total shares held (b)	No. (a)		As a % of total shares held (b)
								Class X	Class Y	Total								
(1) Indian																		
(a) Individual/Hindu Undivided Family		0	0	0	0	0	0.00	0	0	0	0.00	0	0.00	0	0.00	0	0	0
(b) Central Govt /state Govt/ President Of India		0	0	0	0	0	0.00	0	0	0	0.00	0	0.00	0	0.00	0	0	0
(c) Financial Inst/banks		0	0	0	0	0	0.00	0	0	0	0.00	0	0.00	0	0.00	0	0	0
(d) Any other																		
(d)(i) Body Corporates																		
Atlas Jewellery Pvt Ltd	AAGCA8260K	1	100	0	0	100	0.00	100	0	100	0.00	0	0.00	0	0.00	0	0	0
Atlas Jewellery Pvt Ltd	AAGCA8260K	1	1635944	0	0	1635944	1.63	1635944	0	1635944	1.63	0	1.63	0	0.00	0	0	1635944
DAFSPL AJIL Open Offer Escrow Account	AAACG5890R	1	50000000	0	0	50000000	49.67	50000000	0	50000000	49.67	0	49.67	50000000	96.83	0	0	50000000
Sub - Total (A) (1)		3	51636044	0	0	51636044	51.30	51636044	0	51636044	51.30	0	51.30	50000000	96.83	0	0	51635944
(2) Foreign																		
(a) Individual(Non Resident Individuals/ Foreign Individual)		0	0	0	0	0	0.00	0	0	0	0.00	0	0.00	0	0.00	0	0	0
(b) Government		0	0	0	0	0	0.00	0	0	0	0.00	0	0.00	0	0.00	0	0	0
(c) Institutions		0	0	0	0	0	0.00	0	0	0	0.00	0	0.00	0	0.00	0	0	0
(d) Foreign Portfolio Investors		0	0	0	0	0	0.00	0	0	0	0.00	0	0.00	0	0.00	0	0	0
(e) Any Other																		
Sub - Total (A) (2)		0	0	0	0	0	0.00	0	0	0	0.00	0	0.00	0	0.00	0	0	0
Total Shareholding of Promoter and Promotor Group (A)= (A)(1)+(A)(2)		3	51636044	0	0	51636044	51.30	51636044	0	51636044	51.30	0	51.30	50000000	96.83	0	0	51635944



Table - III Statement showing shareholding pattern of the Public shareholding

(I)	Category & Name of the Shareholder (I)	PAN (II)	No. of Shareholders (III)	No. of fully paid Equity Share Held (IV)	No. Of Partly Paid Equity Shares Held (V)	No. Of shares underlying Depository Receipts (VI)	Total Nos. Shares Held (VII) = (IV)+(V)+(VI)	Shareholding as a % of total no of Shares (calculated as per SCRR 1957) (VIII) As a % of (A+B+C2)	No of Voting Rights held in each class of securities (IX)			No of shares underlying outstanding convertible securities (including warrants) (X)	Shareholding as a % assuming full conversions of convertible securities (as a % of diluted equity capital) (XI)=(VII)+(X) as a % of (A+B+C2)	No. of Locked in Shares (XII)		No of Shares pledged or otherwise encumbered (XIII)		No of Equity Shares Held in Dematerialized form (XIV)	
									No. of Voting Rights					Total as a % of (A+B+C)	No. (a)	As a % of total shares held (b)	No. (a)		As a % of total shares held (b)
									Class X	Class Y	Total								
(1)	Institutions																		
(a)	Mutual Funds		0	0	0	0	0	0.00	0	0	0	0.00	0	0	0	0	N.A.	0	
(b)	Venture Capital Funds		0	0	0	0	0	0.00	0	0	0	0.00	0	0	0	0	N.A.	0	
(c)	Alternate Investment Funds		0	0	0	0	0	0.00	0	0	0	0.00	0	0	0	0	N.A.	0	
(d)	Foreign Venture Capital Investors		0	0	0	0	0	0.00	0	0	0	0.00	0	0	0	0	N.A.	0	
(e)	Foreign Portfolio Investors		0	0	0	0	0	0.00	0	0	0	0.00	0	0	0	0	N.A.	0	
(f)	Financial Inst/banks		0	0	0	0	0	0.00	0	0	0	0.00	0	0	0	0	N.A.	0	
(g)	Insurance Companies		0	0	0	0	0	0.00	0	0	0	0.00	0	0	0	0	N.A.	0	
(h)	Provident Funds/ Pension Fund		0	0	0	0	0	0.00	0	0	0	0.00	0	0	0	0	N.A.	0	
(i)	Any other																		
	Sub-total (B)(1)		0	0	0	0	0	0.00	0	0	0	0.00	0	0	0	0	N.A.	0	
(2)	Central Govt/state Govt/ President Of India		0	0	0	0	0	0.00	0	0	0	0.00	0	0	0	0	N.A.	0	
	Sub-total (B)(2)		0	0	0	0	0	0.00	0	0	0	0.00	0	0	0	0	N.A.	0	
(3)	Non-institutions																		
(a)	(i) Individual-Holding Nom. Val upto Rs.2 lakhs		5003	1699925	0	0	1699925	1.69	1699925	0	1699925	1.69	0	1.69	0	0	N.A.	547018	
	(ii) Individual-Holding Nom. Val greater than Rs.2 lakhs		9	689218	0	0	689218	0.68	689218	0	689218	0.68	0	0.68	0	0	N.A.	606118	
(b)	Nbfc Registered With Rbi		0	0	0	0	0	0.00	0	0	0	0.00	0	0.00	0	0	N.A.	0	
(c)	Employees Trust		0	0	0	0	0	0.00	0	0	0	0.00	0	0.00	0	0	N.A.	0	
(d)	Overseas Depository Holding DRs		0	0	0	0	0	0.00	0	0	0	0.00	0	0.00	0	0	N.A.	0	
(e)	Any Other																		
(e)(i)	Body Corporates		75	119417	0	0	119417	0.12	119417	0	119417	0.12	0	0.12	0	0	N.A.	93917	
(e)(ii)	Clearing Member		12	3916	0	0	3916	0.00	3916	0	3916	0.00	0	0.00	0	0	N.A.	3916	
(e)(iii)	NRI		106	42746	0	0	42746	0.04	42746	0	42746	0.04	0	0.04	0	0	N.A.	9646	
(e)(iv)	HUF		21	11834	0	0	11834	0.01	11834	0	11834	0.01	0	0.01	0	0	N.A.	11534	
(e)(v)	ESOP/ESOS/ESPS		11	2100	0	0	2100	0.00	2100	0	2100	0.00	0	0.00	0	0	N.A.	0	
(e)(vi)	Overseas Corporate Bodies																		
	Al Jurana Precious Metals And Bullions (FZE)	AALCA9215F	1	9655168	0	0	9655168	9.59	9655168	0	9655168	9.59	0	9.59	0	0	N.A.	9655168	
	Al Layyah General Trading (FZE)	AALCA9217H	1	12188737	0	0	12188737	12.11	12188737	0	12188737	12.11	0	12.11	0	0	N.A.	12188737	
	Al Marejja Precious Metal And Bullions (FZE)	AALCA9216G	1	12494680	0	0	12494680	12.41	12494680	0	12494680	12.41	0	12.41	0	0	N.A.	12494680	
	Mankool General Trading (FZE)	AAICM7748N	1	12110748	0	0	12110748	12.03	12110748	0	12110748	12.03	0	12.03	0	0	N.A.	12110748	
	Sub-total (B)(3)		5241	49018489	0	0	49018489	48.70	49018489	0	49018489	48.70	0	48.70	0	0	N.A.	47721482	
	Total Public Shareholding		5241	49018489	0	0	49018489	48.70	49018489	0	49018489	48.70	0	48.70	0	0	N.A.	47721482	



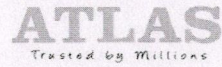


Table - IV Statement showing shareholding pattern of the Non Promoter - Non Public shareholder

	Category & Name of the Shareholder (I)	PAN (II)	No. of Shareholders (III)	No. of fully paid Equity Share Held (IV)	No. Of Partly Paid Equity Shares Held (V)	No. Of shares underlying Depository Receipts (VI)	Total Nos. Shares Held (VII) = (IV)+(V) +(VI)	Shareholding as a % of total no of Shares (calculated as per SCRR 1957) (VIII) As a % of (A+B+C2)	No of Voting Rights held in each class of securities (IX)			No of shares undelying outstanding convertible securities (including warrants) (X)	Shareholding as a % assuming full conversions of convertible securities (as a % of diluted equity capital) (XI)=(VII)+(X) as a % of (A+B+C2)	No. of Locked in Shares (XII)		No of Shares pledged or otherwise encumbered (XIII)		No of Equity Shares Held in Dematerialized form (XIV)	
									No. of Voting Rights					Total as a % of (A+B+C)	No. (a)	As a % of total shares held (b)	No. (a)		As a % of total shares held (b)
									Class X	Class Y	Total								
(1)	Custodian/DR Holder		0	0	0	0	0	0	0	0	0	0	0	0	0	N.A.	0		
(a)	Names of DR Holders		0	0	0	0	0	0	0	0	0	0	0	0	0	N.A.	0		
(2)	Employees Benefit Trust (under SEBI Based employees benefit) Regulation 2014		0	0	0	0	0	0	0	0	0	0	0	0	0	N.A.	0		
(a)	Names		0	0	0	0	0	0	0	0	0	0	0	0	0	N.A.	0		
	Total Non-Promoter Non Public shareholding C = C1+C2		0	0	0	0	0	0	0	0	0	0	0	0	0	N.A.	0		

