

# LIFTRON VERTICAL



Lift Technology that helps.

## LIFTRON VERTICAL (GOODS LIFTS) ~ a product by ALNIFF INDUSTRIES



### INDIVIDUALLY MADE TO MATCH YOUR REQUIREMENT~

If you have a requirement for an industrial goods lift, it's more than likely that your needs will be highly individual and specific, according to the design and layout of your premises, - and according to the precise purposes for which your lift is required. Here at Alniff Industries, we specialize in tailor making individually specified industrial goods lift for both new and existing buildings. LIFTRON VERTICAL is a goods lift specially designed to easily fit into your building.

### Our Company Profile:

Alniff Industries has been in the Material Handling and Lifting business for more than 13 years. In fact we are one of the market leaders in these arenas. We specialize in hydraulic lifting system such as Hydraulic Vertical Industrial Goods Lift (w/wo pit) for multi-purpose usage, Handicapped Lift, Stair lifts, Wheelchair Platform Lifts and Vertical Platform Bin Lift for Condominium. Alniff can offer a one-stop construction and maintenance solution to all your lifting problems. Together with our own technical and management team, we are confident that we can offer you very good service support and you can be assured of getting lifting equipment that can last for many faithful years from us.

## Why choose LIFTRON VERTICAL?

### FLEXIBILITY TO ADAPT TO YOUR PREMISES, EQUIPMENT AND WORKING ENVIRONMENT

LIFTRON VERTICAL lifts are totally adaptable to your demands and individually designed with high flexibility to fit into any building and working environment. Various access configurations are possible with our lift platform.

### PITLESS LIFT

LIFTRON VERTICAL lifts are specially designed in such a way that pit is not compulsory and can be replaced by a ramp. Because pit is not required, it is a great advantage for both new and existing building as it saves all the trouble of needing to engage in messy pit construction work or drainage works. Furthermore this feature helps to save unnecessary cost for major civil works.

### FREE-STANDING OR USING EXISTING SHAFT

LIFTRON VERTICAL lifts can both be constructed in existing lift shafts or to have an individual freestanding lift shaft with its very own standard enclosures of your choice.

### QUALITY, RELIABILITY AND LOW MAINTENANCE

LIFTRON VERTICAL lifts are constructed to last for many faithful years. Our standard LIFTRON lifts come with proper safety switches and interlocking feature to meet the local approval requirements. You can be assured that LIFTRON VERTICAL lifts does not require high maintenance as the simplicity of our lift construction allows maintenance to be carried out cost-effectively.

### YOU CAN TRUST OUR VERY OWN SERVICE TEAM

At Alniff Industries, we have our very own service team and you can rely on us to take care of all your equipment maintenance.



# OUR PROJECT REFERENCES :

OUR LIFTERS ARE USED WIDELY FOR DIFFERENT KINDS OF APPLICATIONS



● GOODS LIFTER AT CHANGI NORTH FACTORY

● SAMPLE VERTICAL GOODS LIFT FOR MEZZANINE FLOOR



● GOODS LIFT WITH CLADDING EXTERIOR AT WOODLANDS WALK



● HIGH SCISSORS LIFTER AT A PACKAGING COMPANY

● HANDICAPPED/GOODS LIFTING PLATFORM TO OVERCOME STAIRS PROBLEM AT UPPER BUKIT TIMAH



● SCISSORS GOODS LIFTING PLATFORM AT SENOKO

● LIFTING PLATFORM IN AN OFFICE PREMISE




● HIGH SPEED PALLET LIFTERS AT A REPUTABLE ELECTRONICS COMPANY



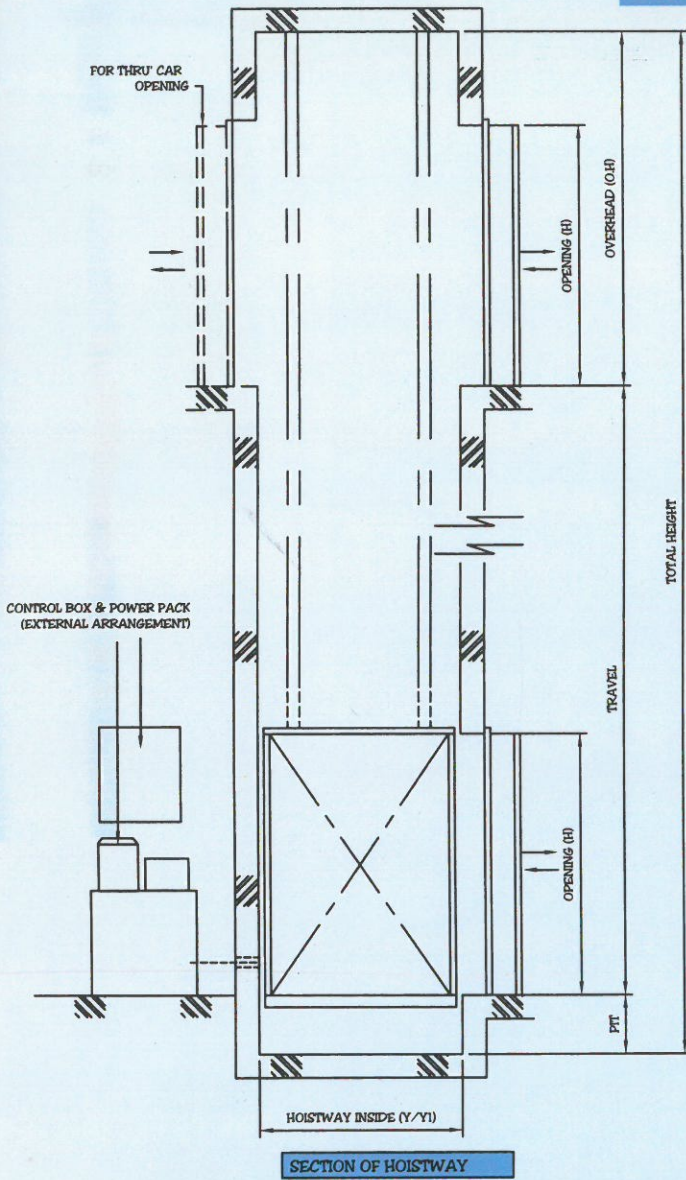
● BIN LIFT AT A CONDOMINIUM

● LIFTING PLATFORM IN A RESTAURANT ON TOP OF WESTIN STAMFORD HOTEL

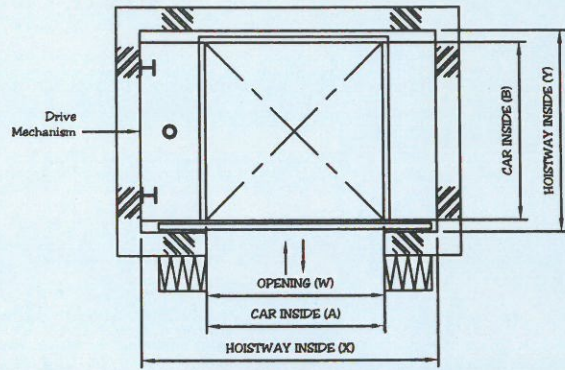


● LIFTING DOCK TABLE AT NATIONAL UNIVERSITY OF SINGAPORE

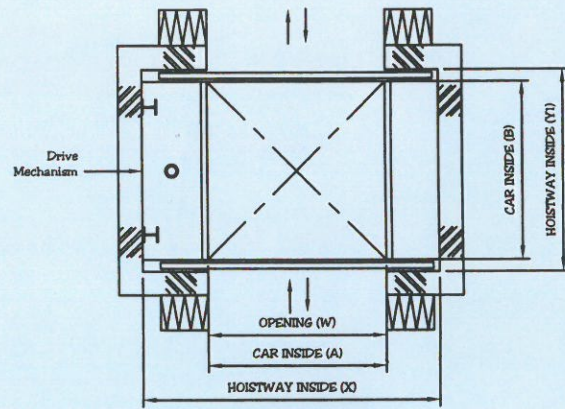
## HYDRAULIC GOODS LIFT



**SECTION OF HOISTWAY**



**PLAN LAYOUT  
SINGLE ENTRY CAR**



**PLAN LAYOUT  
THROUGH CAR**

MODEL NO.	CAPACITY (KG)	SPEED (M/SEC)	CAR INSIDE		OPENING		HOISTWAY INSIDE			O.H (mm)	PIT (mm)	POWER (kW)	
			A	B	W	H	X	Y	Y1				
LV05/1416	500	0.1-0.2	1400	1600	1400	2200	2100	2100	2100	3200	PITLESS POSSIBLE - 1000mm	0.75	
LV10/1418	1000	0.1-0.2	1400	1800	1400	2200	2100	2300	2300	3200		1.1	
LV15/2020	1500	0.1-0.2	2000	2000	2000	2200	3200	2500	2500	3200		2.2 & >	
LV20/2020	2000	0.1-0.2	2000	2000	2000	2200	3200	2500	2500	3200		4.0 & >	
CUSTOMIZED AVAILABLE	> 2000 AVAILABLE	CUSTOMIZED AVAILABLE	MAKE TO ORDER AVAILABLE										

1. ALL THE ABOVE ARE ONLY SOME OF OUR STANDARD LIFT SPECIFICATIONS. HERE AT ALNIF, WE INDIVIDUALLY MAKE LIFTS TO MATCH YOUR REQUIREMENT ACCORDING TO YOUR DESIGN AND LAYOUT OF YOUR PREMISES - AND ACCORDING TO YOUR PRECISE PURPOSES FOR WHICH YOUR LIFT IS REQUIRED.

2. LIFT HOISTWAY CAN BE ENCLOSED BY CONCRETE OR SELF-STANDING STEEL STRUCTURE ENCLOSED WITH A WIDE RANGE OF POSSIBLE CHOICES OF PANELS.

3. OUR STANDARD LIFT USES THE FOLLOWING DOORS/GATES - FOR LANDING DOORS: COLLAPSIBLE GATES/SWING DOORS/ROLLER SHUTTER/SLIDING DOORS. FOR LIFT CAR: COLLAPSIBLE GATES.

4. PLEASE NOTE THAT THE ABOVE SPECIFICATION TABLE IS MEANT FOR BASIC GUIDANCE AND THE FINAL DIMENSIONS ARE SUBJECT TO THE FINAL SELECTED LIFT ACCESSORIES.

!!! PLEASE FEEL FREE TO CHECK WITH US FOR ANY DETAILED SPECIFICATIONS AND DIMENSIONS!!!