



**Lento**  
CARE CHAIR



Designed for  
**80%**  
of the population

YORKSHIRE CARE  
*equipment*





Call us.

Give us a call to book a no obligation demonstration with one of our specialists. **01423 799960 Option 2.**



Click with us.

Visit our website to find out more about us and our huge product range. **www.yorkshirecareequipment.com**



Email us.

Got a specific enquiry or want to ask us a question? Send us a quick email. **enquiries@yorkshirecare.com**



Visit us.

Head Office & Retail Showroom: **Linkside House, Forest Lane Head, Harrogate, HG2 7TE.**

**YORKSHIRE CARE**  
*equipment* 



**Lento**

# INTRODUCING THE LENTO.

The key to finding the best care chair for someone is making sure it fits their body. Care chairs should provide specific support and comfort to ensure that the individual's needs are catered to, and this makes it a bit more difficult at times when you're looking for the perfect care chair for someone else. The process would be a whole lot easier if there were one care chair that could cater to everyone.

Well, that's what we have created. The Lento care chair fits about 80% of the population, making it what we believe to be the most cost effective and adaptable care chair on the market.

Boasting a wide variety of built-in features, the Lento offers a versatile solution for almost any user. This care chair offers easy depth and width adjustment, as well as a range of other adjustable features that make the chair completely customisable to many users. The Lento is one of the most unique and multi-functional care chairs available, and whilst being ideal for multi-user environments or NHS loan stores, it's also equally at home in a domestic setting.



Designed for  
**80%**  
of the population

# FLEXIBLE FIT.



With multiple adjustable features, the Lento is one of the most flexible care chairs. It can fit to almost anyone's body shape with easy-to-use depth and width adjustment, as well as height adjustable arms and an articulating angle-adjustable legrest for extra comfort.



We've also included a removable seat and detachable wings to give more flexibility in the way of customised support. The Lento also features removable armrests for easier side transfers, and the locking tilt-in-space function also makes it remarkably easier for individuals to sit and sleep in comfort and safety whilst reducing pressure risk.













# BUILT FOR THE MANY.

The Lento has been developed specifically for multi-user environments and equipment loan stores. We wanted this care chair to be versatile and intuitive enough to be used across multiple environments.

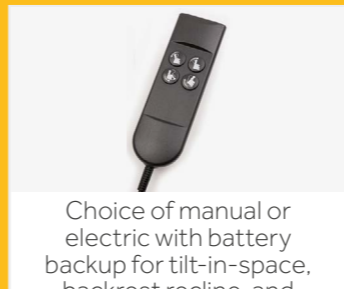











With a safe working load of 25 stone (128kg), the Lento can provide comfort and support to many users. It also has removable headrests and cushions to make sure that any user is comfortable, and the extending legrest and adjustable footplate keep them well positioned and supported from top to toe. Not only do these features make the Lento excellent for customising to fit an individual's needs, it also makes them ideal for environments where they will be used by an array of different people with varying complex needs.



# KEY FEATURES.

		<p><b>SPECIFICATIONS:</b></p> <ul style="list-style-type: none"> <li>• Tilt in Space: Yes</li> <li>• Backrest Recline: Yes</li> <li>• Depth Adjustable: Yes</li> <li>• Width Adjustable: Yes (15 -22")</li> <li>• Seat Cushions: Visco</li> <li>• Safe Working Load: 128kg (25 stone)</li> <li>• Colours: Various</li> </ul>	
Tilt-in-space.	Backrest recline.		
			
Articulating legrest.	Adjustable seat width.	Adjustable seat depth.	Adjustable footplate height.
			
Removable height adjustable armrests.	Negative legrest angle.	Removable seat.	Removable washable covers.

# OPTIONS.

			
Choice of manual or electric with battery backup for tilt-in-space, backrest recline, and legrest elevation features.	Soft pillow head cushion.	Profiled head cushion.	Extended thoracic wings - 4".
			
Depth adjuster pad - 2"	Waterfall backrest.	Thoracic backrest.	Butterfly backrest.
			
Foam or cool gel cushion.	2 or 4 point belt.	Footrest pad.	Many upholstery options.



**Lento**  
CARE CHAIR



**Call us.**

Give us a call to book a no obligation demonstration with one of our specialists.

**01423 799960 Option 2.**



**Click with us.**

Visit our website to find out more about us and our huge product range.

**[www.yorkshirecareequipment.com](http://www.yorkshirecareequipment.com)**



**Email us.**

Got a specific enquiry or a question?

Send us a quick email.

**[enquiries@yorkshirecare.com](mailto:enquiries@yorkshirecare.com)**



**Visit us.**

Head Office & Retail Showroom:

**Linkside House, Forest Lane Head,  
Harrogate, HG2 7TE.**

TAKING  
SPECIAL  
CARE  
OF YOU

**YORKSHIRE CARE**  
*equipment*

