



The **Benchmark** range

Contents

The Benchmark range	p 2
Colour options	p 4
Quality construction	p 5
The Benchmark range...	p 6-46
The Moorgreen	p 6
The Butterley	p 8
The Kingston	p 10
The Derwent	p 12
The Amber	p 14
The Dove	p 16
The Ecclesbourne	p 18
The Erewash	p 20
The Carsington	p 21
The Lathkill	p 22
The Beeston	p 24
The Wye	p 26
The Speedwell	p 28
The Shardlow	p 30
The Repton	p 32
The Farndon	p 34
The Milton	p 36
The Dearne	p 38
The Sandhill	p 40
The Hilton	p 42
The Alport	p 44
The Trent	p 46
The Ogston	p 48
Calibre Benchmark guarantee	p 49
Toplights, sidelights & panel options	p 50-1
Hardware options	p 52-6
Glazing options	p 58-9
Frame, sill & threshold options	p 60-1
Customer support	p 62
Security guarantee from ERA	p 63



Delivering a high quality entrance for your home




Beautifully crafted doors



High quality finish



Performance hardware



Instant kerb appeal

The first impression of your home is your front door. With a Benchmark door you not only add instant kerb appeal to your property but you can enjoy all the added benefits that a modern composite door brings.

Using only the best quality components, Benchmark doors are designed and manufactured without compromise.

With a range of styles, from country cottage and Edwardian townhouse to more contemporary offerings, you can be sure to find the perfect door for your home.



Save money and the planet with a Benchmark door

Energy efficiency is important to all of us. We all want to be more energy efficient, to reduce our fuel bills and to protect the future of our planet. A Benchmark composite door is the perfect way to improve the energy efficiency of your home.

As standard, our doors without glazing panels enjoy an A+ rating while glazed doors carry a still comparatively impressive B rating. You will also see a U-value rating on all our doors which is a technical measurement of heat loss through a structural element. The lower the U-value the better the energy efficiency.




Colour & security options

Classic colours

All doors are white internally unless otherwise stated



White Green Black Blue Red



Golden Oak Rosewood Golden Oak on Golden Oak Rosewood on Rosewood

Prestige colours


All doors are white internally



Cream Chartwell Green Duck Egg Blue Anthracite Grey

Frame colours

All references to White are Sheerframe White



White on White Golden Oak on White Rosewood on White Anthracite Grey on White



Cream on White Chartwell Green on White Golden Oak on Golden Oak Rosewood on Rosewood

Hardware options see p52



Browse our exclusive range of stunning door furniture and hardware for the perfect finish to your chosen door on **page 52**.

A Hoppe Premium Upgrade and a Secured by Design Upgrade are also available - see **page 53** for more details.



Security guarantee see p63



Upgrade to our comprehensive ERA Five Star Guarantee to provide exceptional security and peace of mind.



Five Star Guarantee

With our partners ERA, we provide a 5 star guarantee against forced door entry for up to 10 years and our upgrade meets with Secured by Design, which is the Police preferred specification.

- ★ 24/7 help when you need it
- ★ Up to £1,000 home insurance excess paid
- ★ Up to £1,000 towards a repair or replacement
- ★ A £1,000 cheque to compensate you
- ★ Savings on the cost of your home insurance


*Full T&C's of ERA's Five Star Guarantee available separately.

Colours are representative only

Quality construction

Here at Calibre, we are very proud that our doors are synonymous with quality and craftsmanship. A Benchmark door protects your property from the elements and your family from intruders. The Benchmark GRP door combines the very latest technologies to produce an industry leading product.

The GRP facing (Glass Reinforced Plastic) looks like wood but is unaffected by variations in temperature. When combined with a modern sub-frame, insulating core, modern outerframe and a fantastic hardware range, the Benchmark door delivers a high security, weather-tight door that will not bow, warp, crack, splinter or dent. Combined with side and top lights, a Benchmark door provides stunning looks that will add instant appeal to any home.



Strength and security

- High impact resistance fiberglass
- 44mm thick leaf for increased security
- Incorporating robust materials for increased strength
- Multiple hardware choices
- Excellent thermal efficiency

Suitability for a multitude of purposes

- Each door is made to order
- Ideal for both domestic & commercial properties

Benchmark construction



High density foam core

With 40mm of high density foam at its heart, your Benchmark door provides unbeatable thermal performance

GRP skin available in 11 colours and woodgrains

For long-lasting good looks and durability, Benchmark doors use a GRP skin that is both hard wearing and low maintenance

Part M compliant threshold option


Not only ideal for wheelchair access, the low threshold of a Benchmark door means easy access for everyone

Reinforced PVC-U door frame

Due to the reinforced PVC-U frame, your Benchmark door meets unrivalled standards in security with very little maintenance

The Moorgreen

SG15



The **Moorgreen** is the classic dual glazed option making a smart statement for your home. Choose from our wide range of decorative glazing options to add an additional personal touch.



The Moorgreen in Duck Egg Blue with Diamond Cut glazing

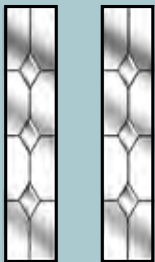


The Moorgreen in Golden Oak with Crystal Diamond glazing

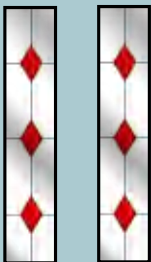
Classic colours					Prestige colours	

See page 61 for minimum and maximum door sizes

Glazing **options**



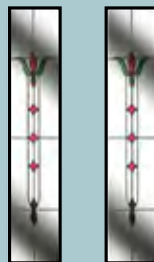
Diamond Bevel* †



Diamond Red* †
Also available in Diamond Blue, Grey or Green



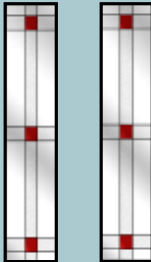
Dorchester Blue
Also available in Dorchester Amber or Green



Fleur* †



Murano Red*
Also available in Murano Blue, Black, Green or Purple



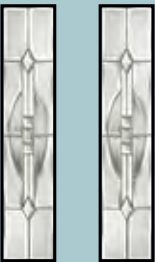
Lattice Red* †
Also available in Lattice Blue, Green or Bevel



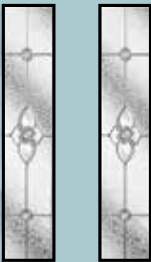
Prairie*



Diamond Cut*




Reflections*



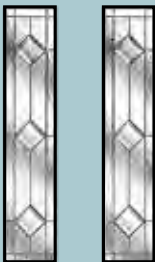
Finesse



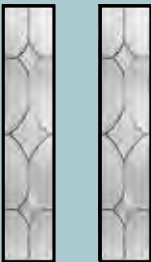
Elegance*



Flair



Simplicity*
Available in Zinc or Brass



Crystal Diamond* †



Satin*



Obscure* †
See page 59 for all choices


Secured by Design

 *Available as part of our Secured by Design upgrade package or as a laminate only glass option
 Police Preferred Specification

† Our decorative glazing designs are supplied with a choice of backing glass from Global Glass, see page 59

The Butterley

SG16



With its distinguishing angled brow design, The **Butterley** is an elegant twist on our bestselling dual glazed door, The **Moorgreen**. Perfect for adding a smart touch to a modern or traditional home.



The Butterley in Blue with Diamond Blue glazing

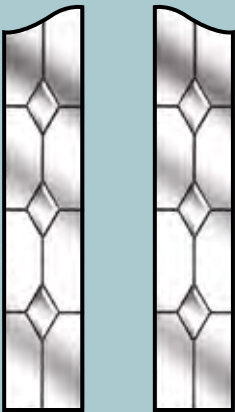


The Butterley in Green with Diamond Bevel glazing


Classic colours					Prestige colours	

See page 61 for minimum and maximum door sizes

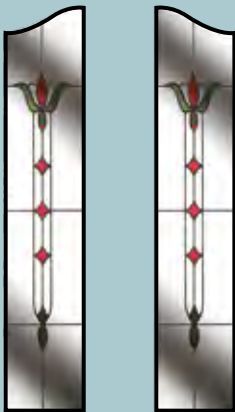
Glazing **options**




Diamond Bevel* †



Diamond Red* †
Also available in Diamond Blue, Grey or Green



Fleur* †




Crystal Diamond* †



Satin*



Obscure* †
See page 59 for all choices



Secured by Design

Police Preferred Specification

*Available as part of our Secured by Design upgrade package or as a laminate only glass option

† Our decorative glazing designs are supplied with a choice of backing glass from Global Glass, see page 59

The Kingston

SGE5



The **Kingston** promotes Edwardian styling with its beautiful dual arched glazing panels, teamed with traditional double solid panels. Bring style and colour to your chosen door with decorative glass.



The Kingston in Red with Prairie glazing

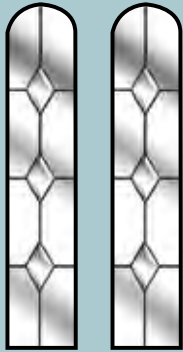


The Kingston in Anthracite Grey with Simplicity Zinc glazing

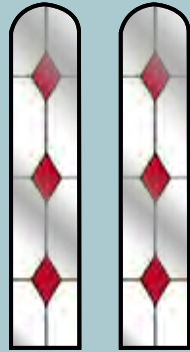
Classic colours					Prestige colours	

See page 61 for minimum and maximum door sizes


Glazing **options**



Diamond Bevel* †



Diamond Red* †
Also available in Diamond Blue, Grey or Green



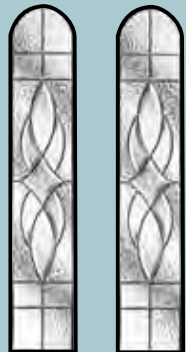
Fleur* †



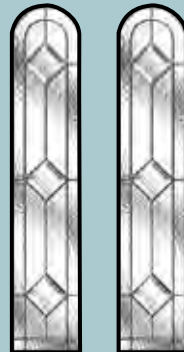
Murano Red* †
Also available in Murano Blue, Black, Green or Purple



Lattice Red* †
Also available in Lattice Blue, Green or Bevel



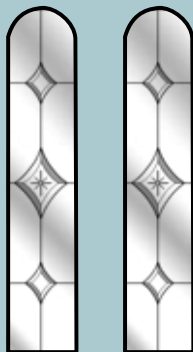
Elegance*




Simplicity Zinc*



Prairie*



Crystal Diamond* †



Satin*



Obscure* †
See page 59 for all choices




*Available as part of our Secured by Design upgrade package or as a laminate only glass option

† Our decorative glazing designs are supplied with a choice of backing glass from Global Glass, see page 59

The Derwent

SG14



The Derwent teams elegant lines with charming glazing panels ideal for allowing light in and providing you the opportunity to personalise your home.



The Derwent in Golden Oak with Finesse glazing

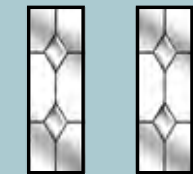


The Derwent in White with Prairie glazing

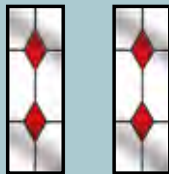
Classic colours					Prestige colours	

See page 61 for minimum and maximum door sizes

Glazing **options**



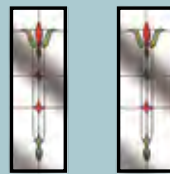
Diamond Bevel* †



Diamond Red* †
Also available in Diamond Blue, Grey or Green




Dorchester Blue
Also available in Dorchester Amber or Green



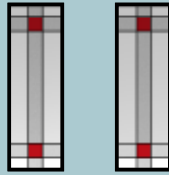
Fleur* †



Murano Red*
Also available in Murano Blue, Black, Green or Purple



Reflections




Lattice Red* †
Also available in Lattice Blue, Green or Bevel



Finesse




Flair




Diamond Cut



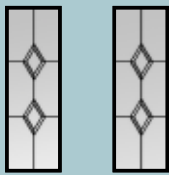
Elegance




Prairie



Simplicity*
Available in Zinc or Brass



Crystal Diamond* †



Satin*



Obscure* †
See page 59 for all choices


Secured by Design

 *Available as part of our Secured by Design upgrade package or as a laminate only glass option
 Police Preferred Specification

† Our decorative glazing designs are supplied with a choice of backing glass from Global Glass, see page 59

The Amber

SGA3



With a half moon top panel and dual rectangular side panels, The **Amber** is a unique decorative option and has a host of stunning glazing options to choose from.



The Amber in Black with Murano Black glazing

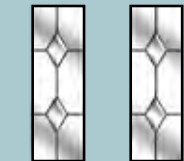


The Amber in Green with Dorchester Green glazing

Classic colours					Prestige colours	

See page 61 for minimum and maximum door sizes


Glazing **options**



Diamond Bevel* †



Diamond Red* †
Also available in Diamond Blue, Grey or Green



Fleur* †



Murano Red*
Also available in Murano Blue, Black, Green or Purple



Dorchester Blue
Also available in Dorchester Amber or Green




Flair



Finesse



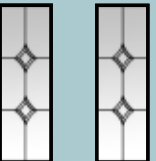
Prairie




Simplicity
Available in Zinc or Brass



Elegance*




Crystal Diamond*



Diamond Cut



Reflections



Satin*




Obscure* †
See page 59 for all choices



Georgian Bar*
Available in door colour with Satin, Obscure or Clear glass

Please note:
Our Georgian Bars are a gridded cassette. Bars are surface mounted and not within the glazing unit.

Secured by Design

 Police Preferred Specification

*Available as part of our Secured by Design upgrade package or as a laminate only glass option

† Our decorative glazing designs are supplied with a choice of backing glass from Global Glass, see page 59

The Dove

SG34



The **Dove** is a four panel door with traditional Georgian semi-circular toplight that can be enhanced with one of our decorative glazing styles.



The Dove in Green with Diamond Green glazing



The Dove in White with Flair glazing

Classic colours					Prestige colours	

See page 61 for minimum and maximum door sizes

Glazing **options**



Diamond Bevel* †



Diamond Red* †
Also available in Diamond Blue, Grey or Green



Fleur* †



Lattice Red* †
Also available in Lattice Blue, Green or Bevel



Murano Red*
Also available in Murano Blue, Black, Green or Purple



Dorchester Blue
Also available in Dorchester Amber or Green



Reflections*



Simplicity*
Available in Zinc or Brass (Zinc only in Lam)



Prairie*



Finesse



Flair



Diamond Cut*



Elegance*



Crystal Diamond* †



Satin*



Obscure* †
See page 59 for all choices



Georgian Bar*
Available in door colour with Satin, Obscure or Clear glass

Please note: Our Georgian Bars are a gridded cassette. Bars are surface mounted and not within the glazing unit.




*Available as part of our Secured by Design upgrade package or as a laminate only glass option

† Our decorative glazing designs are supplied with a choice of backing glass from Global Glass, see page 59

The Ecclesbourne

SG11



The **Ecclesbourne** is a traditional 6 panel door with two high level lights that can be glazed with a choice of one of our decorative glass options. A classic look for older homes or contemporary houses.



The Ecclesbourne in Black with Murano Black glazing



The Ecclesbourne in White with Diamond Red glazing

Classic colours					Prestige colours	

See page 61 for minimum and maximum door sizes

Glazing **options**



Diamond Bevel* †



Diamond Red* †

Also available in Diamond Blue, Grey or Green



Lattice Red* †

Also available in Lattice Blue, Green or Bevel



Murano Red*

Also available in Murano Blue, Black, Green or Purple



Dorchester Blue

Also available in Dorchester Amber or Green



Fleur* †



Reflections*



Simplicity*

Available in Zinc or Brass (Zinc only in Lam)



Prairie*



Finesse



Diamond Cut*



Flair



Elegance*



Crystal Diamond* †




Satin*



Obscure* †

See page 59 for all choices





Secured by Design
 *Available as part of our Secured by Design upgrade package or as a laminate only glass option

† Our decorative glazing designs are supplied with a choice of backing glass from Global Glass, see page 59

The Erewash

SG08



The **Erewash** is a traditional six panelled door suited to most homes. Whether you are choosing a door for a new build or a classic townhouse, The **Erewash** is an obvious choice.



The Erewash in Rosewood




The Erewash in Red

Classic colours					Prestige colours	
White	Green	Black	Blue	Red	Cream	Chartwell Green
Golden Oak	Rosewood	Golden Oak on Golden Oak	Rosewood on Rosewood	Duck Egg Blue	Anthracite Grey	

See page 61 for minimum and maximum door sizes

The Carsington

SG07



The **Carsington** is a smart four panel door option with a traditional townhouse appearance that looks equally at home on an older property or a more contemporary dwelling.



The Carsington in Anthracite Grey




The Carsington in Cream

Classic colours					Prestige colours	

See page 61 for minimum and maximum door sizes

The Lathkill

SG03



The **Lathkill** is our ever popular half glazed door offering. Allowing light to flood into the room beyond, this stunning door option may also be personalised with a decorative glazing panel of your choice.



The Lathkill in Green with Reflections glazing

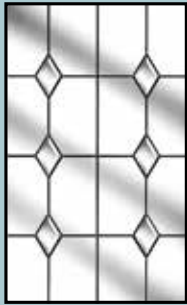


The Lathkill in Duck Egg with Crystal Diamond glazing


Classic colours					Prestige colours	

See page 61 for minimum and maximum door sizes


Glazing **options**



Diamond Bevel* †



Diamond Red* †
Also available in
Diamond Blue, Grey or
Green



Fleur* †



Murano Red* †
Also available in
Murano Blue, Black,
Green or Purple



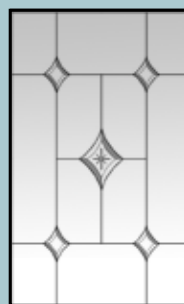
Lattice Red* †
Also available in
Lattice Blue, Green or
Bevel



Diamond Cut*




Reflections*



Crystal Diamond* †




Elegance*




Simplicity Zinc*



Prairie*



Satin*



Obscure* †
See page 59 for all
choices



Georgian Bar*
Available in door colour
with Satin, Obscure or
Clear glass

Please note:
Our Georgian
Bars are
a gridded
cassette. Bars
are surface
mounted and
not within the
glazing unit.




*Available as part of
our Secured by Design
upgrade package or as a
laminated only glass option

† Our decorative glazing designs are supplied with a choice of
backing glass from Global Glass, see page 59

The Beeston

SGA2



The elegant arched window of The **Beeston** provides beautiful styling with the practical benefits of plentiful daylight. Make the style your own with a choice of decorative glazing.



The Beeston in Red with Murano Red glazing

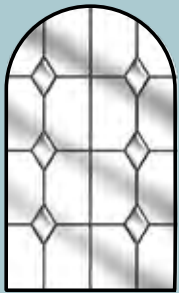


The Beeston in Black with Prairie glazing


Classic colours					Prestige colours	

See page 61 for minimum and maximum door sizes

Glazing **options**



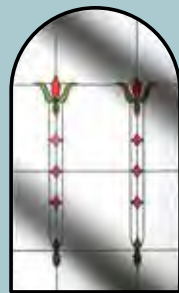
Diamond Bevel* †



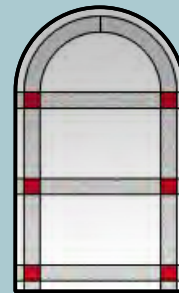
Diamond Red* †
Also available in
Diamond Blue, Grey
or Green



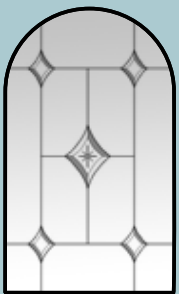
Murano Red*
Also available in
Murano Blue, Black,
Green or Purple



Fleur* †



Lattice Red* †
Also available in
Lattice Blue, Green
or Bevel



Crystal Diamond* †



Diamond Cut*



Reflections*



Elegance*



Simplicity Zinc*



Prairie*



Satin*



Obscure* †
See page 59 for
all choices



Georgian Bar*
Available in door colour
with Satin, Obscure or
Clear glass

Please note:
Our Georgian
Bars are a
gridded
cassette. Bars
are surface
mounted and
not within the
glazing unit.




*Available as part of
our Secured by Design
upgrade package or as a
laminated only glass option

† Our decorative glazing designs are supplied with a choice of
backing glass from Global Glass, see page 59

The Wye

SGRC



The **Wye** has a rustic appearance with all the benefits of a modern composite door. The diamond shaped glazed panel can be enhanced with a number of glazing options.



The Wye in Cream with Simplicity glazing



The Wye in Golden Oak with Murano Blue glazing

Classic colours					Prestige colours	
White	Green	Black	Blue	Red	Cream	Chartwell Green
Golden Oak	Rosewood	Golden Oak on Golden Oak	Rosewood on Rosewood		Duck Egg Blue	Anthracite Grey

See page 61 for minimum and maximum door sizes

Glazing **options**



Diamond Bevel †



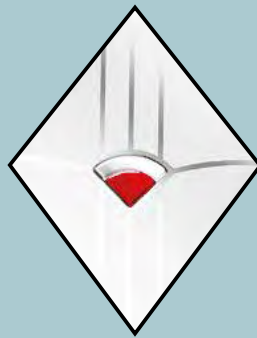
Diamond Red †
Also available in Diamond Blue, Grey or Green




Crystal Diamond †



Lattice Red †
Also available in Lattice Blue, Green or Bevel



Murano Red
Also available in Murano Blue, Black, Green or Purple



Fleur †



Satin

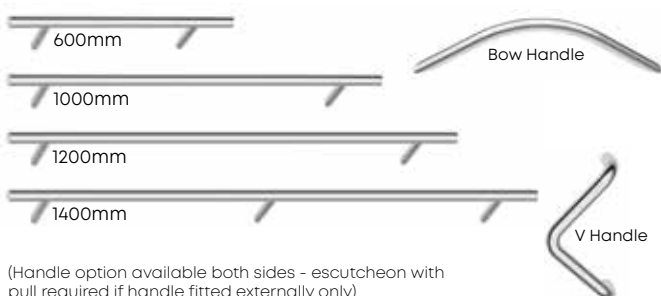


Obscure †
See page 59 for all choices

† Our decorative glazing designs are supplied with a choice of backing glass from Global Glass, see page 59

Contemporary **Hardware Options** (available on Wye, Speedwell, Shardlow, Repton, Farndon, Milton, Sandhill, Hilton, Alport, Trent & Ogston with **min door width: 840mm**)

Door handles - brushed steel



(Handle option available both sides - escutcheon with pull required if handle fitted externally only)

Pull
External only



Back to Back
Fixing Kit



Letterplate



Lock



Knocker



Escutcheons



Standard



Standard with Pull




Security



Security with Pull

The Speedwell

SGRD



The **Speedwell** twins country cottage charm with clean modern lines. With a 'tongue and groove' finish and a small centrally-aligned glazing panel which can be adorned with a choice of decorative glass.



The Speedwell in Rosewood with Simplicity Zinc glazing



The Speedwell in Duck Egg Blue with Murano Black glazing

Classic colours					Prestige colours	
White	Green	Black	Blue	Red	Cream	Chartwell Green
Golden Oak	Rosewood	Golden Oak on Golden Oak	Rosewood on Rosewood		Duck Egg Blue	Anthracite Grey

See page 61 for minimum and maximum door sizes

Glazing **options**



Diamond Bevel †



Diamond Red †
Also available in
Diamond Blue,
Grey or Green




Murano Red
Also available in
Murano Blue, Black,
Green or Purple



Simplicity Zinc




Prairie



Fleur †




Elegance



Lattice
Also available in
Lattice Blue, Green
or Bevel



Crystal Diamond †



Satin

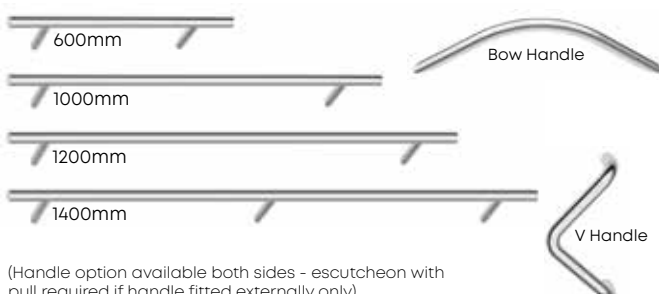


Obscure †
See page 59 for all
choices

† Our decorative glazing designs are supplied with a choice of backing glass from Global Glass, see page 59

Contemporary **Hardware Options** (available on Wye, Speedwell, Shardlow, Repton, Farndon, Milton, Sandhill, Hilton, Alport, Trent & Ogston with **min door width: 840mm**)

Door handles - brushed steel



(Handle option available both sides - escutcheon with pull required if handle fitted externally only)

Pull
External only



Back to Back
Fixing Kit



Letterplate



Lock



Knocker



Escutcheons



Standard



Standard with Pull





Security



Security with Pull

The Shardlow

SGRS



The unique singular, long glass pane of The **Shardlow**, which may be situated to the left, right or centre, provides minimalist lines with the practical benefits of natural light. Make the style your own with a choice of plain or decorative glass.



The Shardlow in Red with Murano Red glazing



The Shardlow in Blue with Prairie glazing

Classic colours					Prestige colours	

See page 61 for minimum and maximum door sizes

Glazing **options**



Diamond Bevel †



Diamond Red †
Also available in
Diamond Blue, Grey
or Green



Elegance



Murano Black
Also available in
Murano Blue, Red,
Green or Purple



Prairie



Reflections



Satin

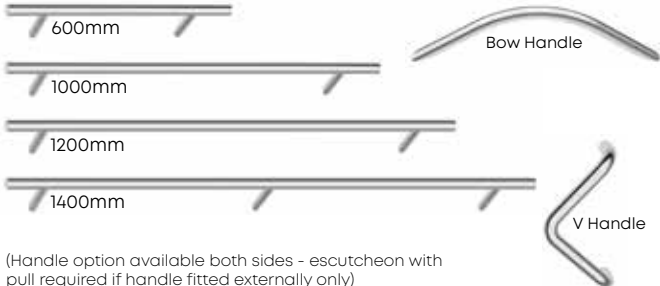


Obscure
See page 59 for all choices

† Our decorative glazing designs are supplied with a choice of backing glass from Global Glass, see page 59

Contemporary **Hardware Options** (available on Wye, Speedwell, Shardlow, Repton, Farndon, Milton, Sandhill, Hilton, Alport, Trent & Ogston with **min door width: 840mm**)

Door handles - brushed steel



(Handle option available both sides - escutcheon with pull required if handle fitted externally only)

Pull
External only



Back to Back
Fixing Kit



Letterplate




Lock



Knocker




Escutcheons



The Repton

SGRM



The split glazed panel of The **Repton**, which may be situated to the left, right or centre, allows for a wide choice of both plain or decorative glass designs to provide a contemporary look to the entrance of your home.



The Repton in Cream with Lattice Red glazing



The Repton in Golden Oak with Reflections glazing

Classic colours					Prestige colours	

See page 61 for minimum and maximum door sizes

Glazing **options**




Diamond Bevel †



Diamond Red †
Also available in
Diamond Blue, Grey
or Green



Dorchester Blue
Also available in
Dorchester
Amber or Green



Fleur †



Lattice Red †
Also available
in Lattice Blue,
Green or Bevel



Murano Red †
Also available in
Murano Black, Red,
Green or Purple



Prairie



Reflections



Finesse



Elegance



Flair



Simplicity
Available in Zinc or
Brass



Crystal Diamond †



Satin



Obscure †
See page 59 for all
choices

† Our decorative glazing designs are supplied with a choice of backing glass from Global Glass, see page 59

Contemporary **Hardware Options** (available on Wye, Speedwell, Shardlow, Repton, Farndon, Milton, Sandhill, Hilton, Alport, Trent & Ogston with **min door width: 840mm**)

Door handles - brushed steel



600mm



1000mm



1200mm



1400mm



Bow Handle



V Handle

Pull
External only



Back to Back
Fixing Kit



Letterplate



Lock



Knocker



Escutcheons



Standard



Standard with Pull



Security





Security with Pull

(Handle option available both sides - escutcheon with pull required if handle fitted externally only)

The Farndon

SGRF



The modern, elegant look of The **Farndon** and its three glazed panels, which may be situated to the left, right or centre, is as contemporary as it is stylish. Make a stunning statement with this modern look.



The Farndon in Chartwell Green with Prairie glazing



The Farndon in Anthracite Grey with Reflections glazing

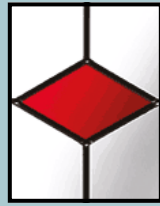
Classic colours					Prestige colours	

See page 61 for minimum and maximum door sizes

Glazing **options**



Diamond Bevel †



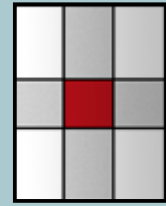
Diamond Red †
Also available in
Diamond Blue,
Grey or Green




Dorchester Blue
Also available in
Dorchester
Amber or Green



Reflections



Lattice Red †
Also available in
Lattice Blue,
Green or Bevel




Finesse



Flair



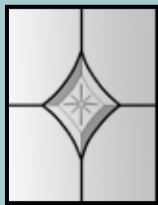
Diamond Cut



Elegance




Prairie



Crystal Diamond



Simplicity
Available in
Zinc or Brass



Satin

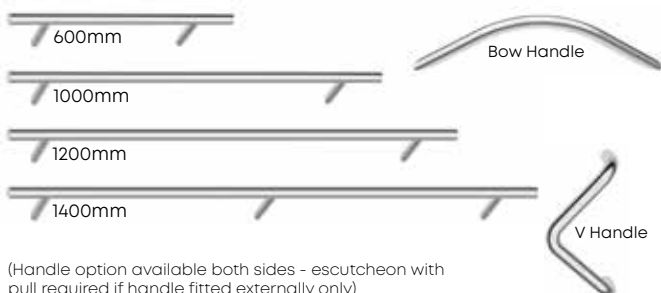


Obscure †
See page 59 for all
choices

† Our decorative glazing designs are supplied with a choice of backing glass from Global Glass, see page 59

Contemporary **Hardware Options** (available on Wye, Speedwell, Shardlow, Repton, Farndon, Milton, Sandhill, Hilton, Alport, Trent & Ogston with **min door width: 840mm**)

Door handles - brushed steel



(Handle option available both sides - escutcheon with pull required if handle fitted externally only)

Pull
External only



Back to Back
Fixing Kit



Letterplate



Lock



Knocker



Escutcheons



Standard



Security





Standard with Pull



Security with Pull

The Milton

SGRK



The four glazed panels of The **Milton** provide contemporary styling and may be situated to the left, right or centre, which can accommodate both the need for privacy and allow daylight into your home.



The Milton in Blue with Simplicity glazing



The Milton in Rosewood with Satin glazing

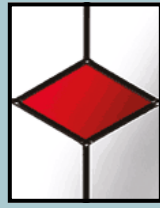
Classic colours					Prestige colours	

See page 61 for minimum and maximum door sizes

Glazing **options**



Diamond Bevel †



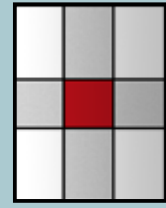
Diamond Red †
Also available in
Diamond Blue,
Grey or Green




Dorchester Blue
Also available in
Dorchester
Amber or Green



Reflections



Lattice Red †
Also available in
Lattice Blue,
Green or Bevel




Finesse



Flair



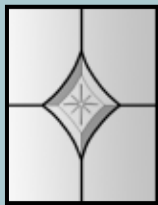
Diamond Cut



Elegance




Prairie



Crystal Diamond



Simplicity
Available in
Zinc or Brass



Satin

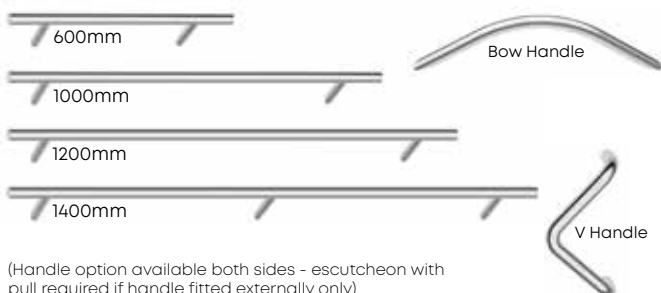


Obscure †
See page 59 for all
choices

† Our decorative glazing designs are supplied with a choice of backing glass from Global Glass, see page 59

Contemporary **Hardware Options** (available on Wye, Speedwell, Shardlow, Repton, Farndon, Milton, Sandhill, Hilton, Alport, Trent & Ogston with **min door width: 840mm**)

Door handles - brushed steel



(Handle option available both sides - escutcheon with pull required if handle fitted externally only)

Pull
External only



Back to Back
Fixing Kit



Letterplate



Lock



Knocker



Escutcheons



Standard



Security




Standard with Pull



Security with Pull

The Dearne

SGM1



The simple tongue and groove design of The **Dearne** makes it the perfect choice for both urban and rural settings. With maximum levels of potential sunlight, this style is suited to all locations.



The Dearne in Duck Egg with Murano Black glazing

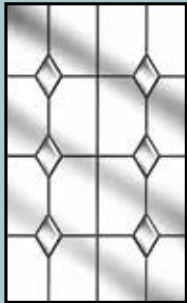


The Dearne in Golden Oak with Crystal Diamond glazing


Classic colours					Prestige colours	

See page 61 for minimum and maximum door sizes


Glazing **options**



Diamond Bevel †



Diamond Red †
Also available in
Diamond Blue,
Grey or Green



Fleur †



Murano Red
Also available in
Murano Blue, Black,
Green or Purple



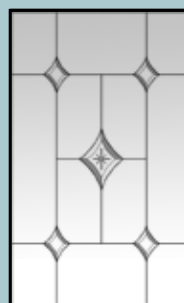
Lattice Red †
Also available in
Lattice Blue,
Green or Bevel



Diamond Cut




Reflections



Crystal Diamond †




Elegance



Simplicity Zinc



Prairie



Satin*



Obscure †
See page 59 for all
choices




Georgian Bar
Available in door
colour with Satin,
Obscure or Clear glass

Please note:
Our Georgian
Bars are
a gridded
cassette. Bars
are surface
mounted and
not within the
glazing unit.

† Our decorative glazing designs are supplied with a choice of backing glass from Global Glass, see page 59

The Sandhill

SGRV



The graceful double arched windows of The **Sandhill** make a great statement of style and beauty for your front door. With a Georgian Bar option available, this spectacular design definitely stands out.



The Sandhill in White with Reflections glazing

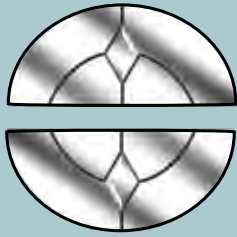


The Sandhill in Blue with the Georgian Bar design and Satin glazing


Classic colours					Prestige colours	

See page 61 for minimum and maximum door sizes

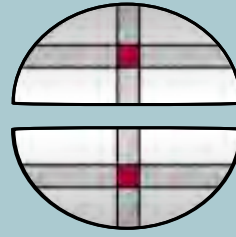
Glazing **options**



Diamond Bevel †



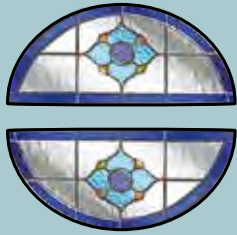
Diamond Red †
Also available in
Diamond Blue, Grey or Green



Lattice Red* †
Also available in Lattice
Blue, Green or Bevel



Murano Red
Also available in Murano Blue,
Black, Green or Purple



Dorchester Blue
Also available in Dorchester
Amber or Green



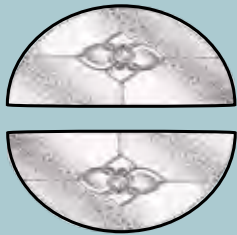
Reflections



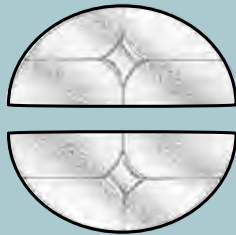
Simplicity
Available in Zinc or Brass
(Zinc only in Lam)



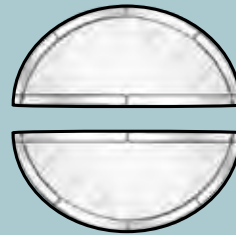
Prairie



Finesse



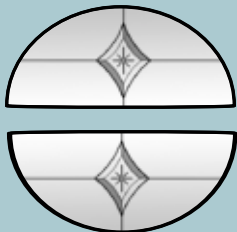
Flair



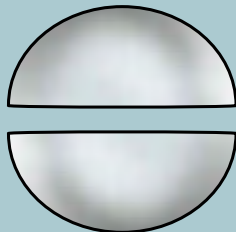
Diamond Cut




Elegance




Crystal Diamond †



Satin



Obscure †
See page 59 for all choices



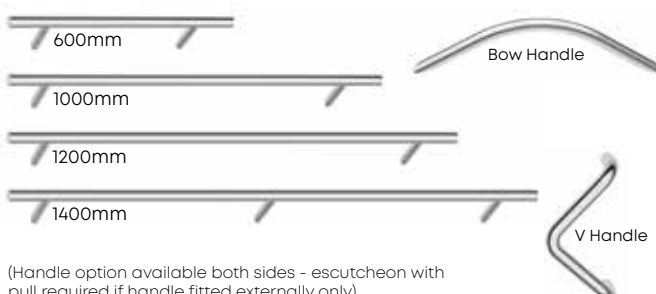
Georgian Bar
Available in door colour with
Satin, Obscure or Clear glass

Please note: Our Georgian Bars are a gridded cassette. Bars are surface mounted and not within the glazing unit.

† Our decorative glazing designs are supplied with a choice of backing glass from Global Glass, see page 59

Contemporary **Hardware Options** (available on Wye, Speedwell, Shardlow, Repton, Farndon, Milton, Sandhill, Hilton, Alport, Trent & Ogston with **min door width: 840mm**)

Door handles - brushed steel



(Handle option available both sides - escutcheon with pull required if handle fitted externally only)

Pull
External only



Back to Back
Fixing Kit



Letterplate



Lock



Knocker



Escutcheons



Standard



Standard with Pull




Security



Security with Pull

The Hilton

SGRR



The design of The **Hilton** is a modern yet desirable composition. One long cassette and two smaller ones at the top and bottom add a great deal of punctuation to this door.



The Hilton in Rosewood with Diamond Cut glazing



The Hilton in Cream with Murano Purple glazing

Classic colours					Prestige colours	

See page 61 for minimum and maximum door sizes

Glazing **options**



Diamond Bevel †



Diamond Red †
Also available in
Diamond Blue,
Grey or Green



Murano Red
Also available in
Murano Blue, Black,
Green or Purple



Dorchester Blue
Also available in
Dorchester Amber
or Green



Reflections



Simplicity
Available in Zinc or Brass
(Zinc only in Lam)



Prairie



Finesse




Flair



Fleur †



Diamond Cut



Lattice Red †
Also available in Lattice
Blue, Green or Bevel



Elegance



Crystal Diamond †



Satin



Obscure †
See page 59 for
all choices

† Our decorative glazing designs are supplied with a choice of backing glass from Global Glass, see page 59

Contemporary **Hardware Options** (available on Wye, Speedwell, Shardlow, Repton, Farndon, Milton, Sandhill, Hilton, Alport, Trent & Ogston with **min door width: 840mm**)

Door handles - brushed steel



(Handle option available both sides - escutcheon with pull required if handle fitted externally only)

Pull
External only



Back to Back
Fixing Kit



Letterplate



Lock



Knocker



Escutcheons



Standard



Standard with Pull




Security



Security with Pull

The Alport

SGRW



The three windows adorning The Alport brings a lovely balance of light and privacy. A variety of glass designs really brings this door to life.



The Alport in Duck Egg with Prairie glazing




The Alport in Red with Flair glazing

Classic colours					Prestige colours	
White	Green	Black	Blue	Red	Cream	Chartwell Green
Golden Oak	Rosewood	Golden Oak on Golden Oak	Rosewood on Rosewood		Duck Egg Blue	Anthracite Grey

See page 61 for minimum and maximum door sizes


Glazing **options**



Diamond Bevel †



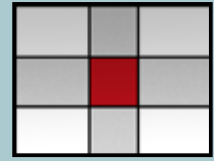
Diamond Red †
Also available in
Diamond Blue, Grey
or Green




Dorchester Blue
Also available in
Dorchester
Amber or Green




Reflections



Lattice Red †
Also available in
Lattice Blue, Green
or Bevel




Finesse




Flair



Diamond Cut




Elegance




Prairie



Crystal Diamond



Simplicity
Available in
Zinc or Brass



Satin



Obscure †
See page 59 for
all choices

† Our decorative glazing designs are supplied with a choice of backing glass from Global Glass, see page 59

Contemporary **Hardware Options** (available on Wye, Speedwell, Shardlow, Repton, Farndon, Milton, Sandhill, Hilton, Alport, Trent & Ogston with **min door width: 840mm**)

Door handles - brushed steel



600mm



1000mm



1200mm



1400mm



Bow Handle




V Handle

Pull
External only



Back to Back
Fixing Kit



Letterplate



Lock



Knocker



Escutcheons



Standard



Security



Standard with Pull




Security with Pull

(Handle option available both sides - escutcheon with pull required if handle fitted externally only)

The Trent

SGRB



A perfect blend of the Ogston and Farndon door styles, the **Trent** preserves privacy whilst letting some of the outside in with its single aperture. Paired with our sleek contemporary hardware, the Trent is a fantastic addition to any home.



The Trent in Blue with Prairie glazing




The Trent in Anthracite Grey with Murano Purple glazing

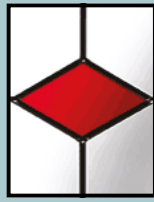
Classic colours					Prestige colours	
White	Green	Black	Blue	Red	Cream	Chartwell Green
Golden Oak	Rosewood	Golden Oak on Golden Oak	Rosewood on Rosewood		Duck Egg Blue	Anthracite Grey

See page 61 for minimum and maximum door sizes


Glazing **options**



Diamond Bevel †



Diamond Red †
Also available in
Diamond Blue,
Grey or Green



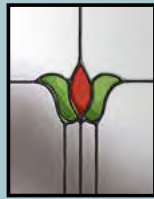
Dorchester Blue
Also available in
Dorchester
Amber or Green




Lattice Red †
Also available
in Lattice Blue,
Green or Bevel



Murano Red
Also available in
Murano Blue, Black,
Green or Purple




Fleur †




Finesse



Flair



Diamond Cut



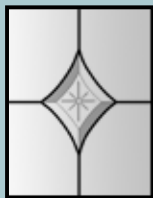
Elegance



Prairie




Reflections



Crystal Diamond



Simplicity
Available in
Zinc or Brass



Satin

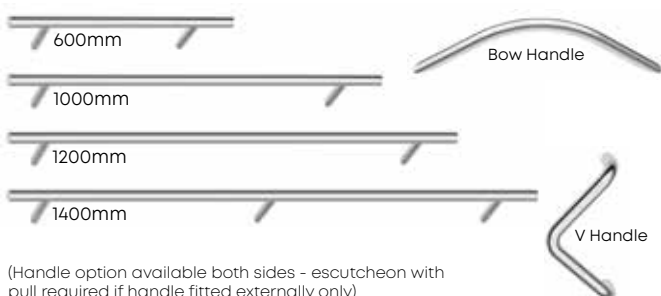


Obscure †
See page 59 for
all choices

† Our decorative glazing designs are supplied with a choice of backing glass from Global Glass, see page 59

Contemporary **Hardware Options** (available on Wye, Speedwell, Shardlow, Repton, Farndon, Milton, Sandhill, Hilton, Alport, Trent & Ogston with **min door width: 840mm**)

Door handles - brushed steel



(Handle option available both sides - escutcheon with pull required if handle fitted externally only)

Pull
External only



Back to Back
Fixing Kit



Letterplate



Lock



Knocker



Escutcheons



Standard



Standard with Pull




Security



Security with Pull

The Ogston

SGRA




The **Ogston** has a homely 'tongue and groove' finish that makes it ideal for either front or rear door applications. This option comes highly recommended as a non-glazed alternative to the ever popular **Speedwell**.



The Ogston in Red



The Ogston in Golden Oak



See page 61 for minimum and maximum door sizes



Mechanical guarantee



PVC-U Surface guarantee



Polished surface guarantee



Surface finish plated guarantee



Surface finish powder coated guarantee



Surface finish painted guarantee



Foils guarantee



Surface finish anodised guarantee



Structural guarantee



Guarantee against glass unit failure

The Benchmark Guarantee

25
year

GRP Composite Door

The rigid construction and high density thermal core make the Benchmark an incredibly reliable and long lasting door. With a 25 year guarantee, you can rest easy with a Benchmark door.

10
year

Surface Finish

With a 10 year surface guarantee, our hard wearing, low maintenance woodgrain GRP skin, provides you with confidence that your door will look this stunning for years to come.

10
year

Glazing

Our double glazed units are known for their beauty, quality and longevity. A 10 year guarantee on all our glazing units means excellent thermal performance and good looks for the future.

10
year

10
year

PVC-U Door Frame

Our reinforced PVC-U frame requires little maintenance and provides a rigid frame for your Benchmark door. Whether you choose white or a woodgrain foil our frames are guaranteed for 10 years.

5
year

10
year

15
year

25
year

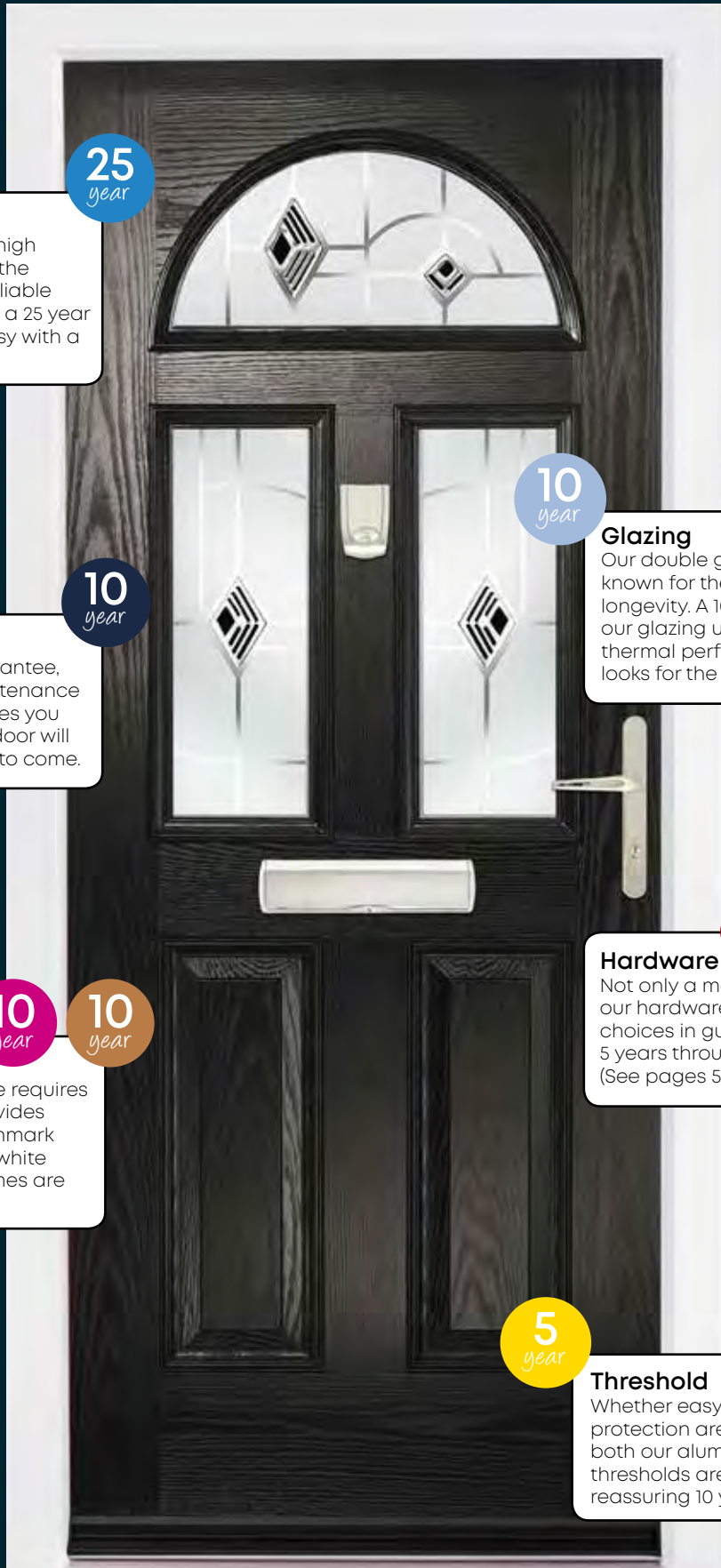
Hardware

Not only a matter of personal taste, our hardware range gives you choices in guarantees ranging from 5 years through to 25 years too. (See pages 52-56 for more details)

5
year

Threshold

Whether easy access or weather protection are your deciding factors, both our aluminium and PVC-U thresholds are guaranteed for a reassuring 10 years.



Toplights, sidelights & panel options

The Benchmark range has twelve side panel designs to compliment your chosen door and are available in all 11 door colours.

A full range of frame extenders, sills and threshold options are also available. This versatility enables us to match the individual requirements of each installation, to create beautiful and practical entranceways.

Contact us for more information or a quote.



Style One
Ideal for:
The Moorgreen
The Lathkill



Style Two
Ideal for:
The Derwent



Style Three
Ideal for:
The Butterley



Style Four
Ideal for:
The Kingston
The Beeston



Style Five
Ideal for:
The Dearne



Style Six
Ideal for:
The Speedwell



Style Seven
Ideal for:
The Repton



Style Eight
Ideal for:
The Shardlow



Style Nine
Ideal for:
The Farndon



Style Ten
Ideal for:
The Milton




Style Eleven
Ideal for:
The Ogston




Style Twelve
Ideal for:
The Wye

Matching composite side panels, min 420mm on narrow, min 440mm on standard, max 460mm on standard

Classic Colours



Prestige Colours



Styles 1-4
Matching composite side panels,
min 420mm on narrow,
min 440mm on standard,
max 460mm on standard

Styles 5-11
Matching composite side panels,
min 403mm on narrow,
min 423mm on standard,
max 798mm on standard

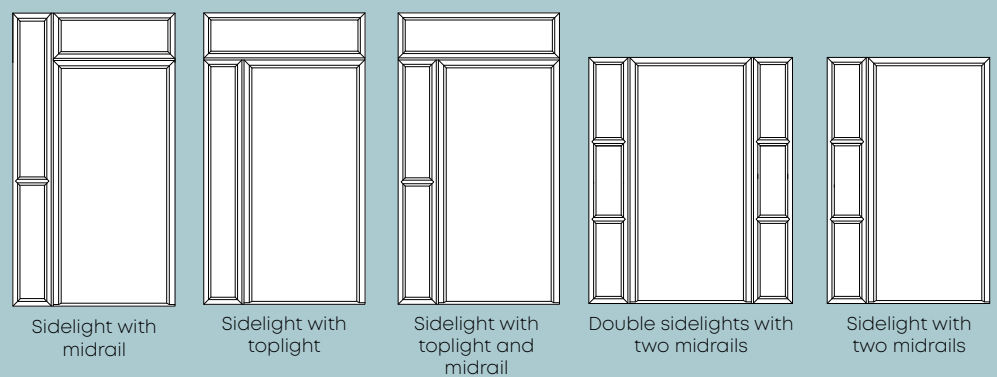
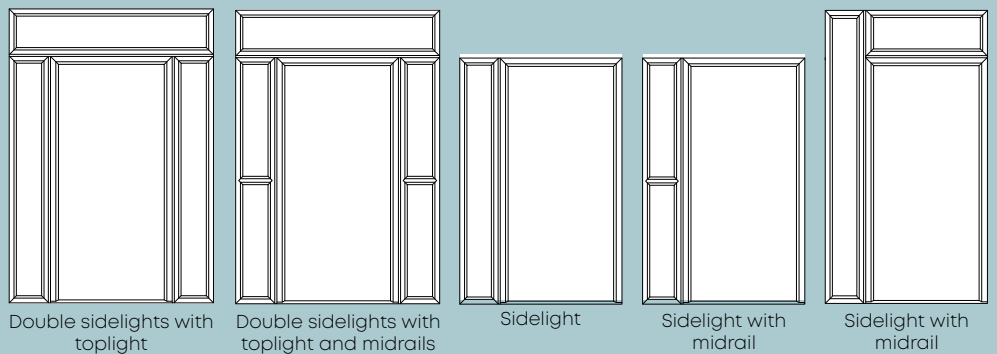
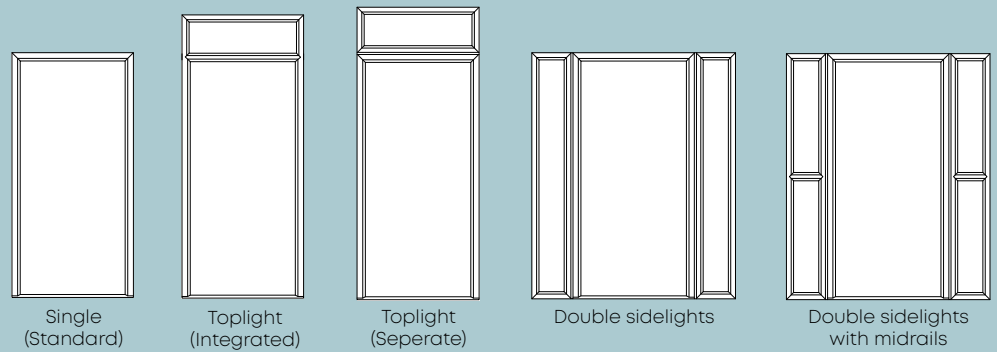
Style 12
Matching composite side panels,
min 475mm on narrow,
min 495mm on standard,
max 798mm on standard



Our stunning PVC-U sidelight and topline combinations allow sunlight to flood into your home. Available in 6 frame colours (see page 60), these options will compliment your Benchmark door perfectly.


Don't see your perfect sidelight/toplight combination? Just call us. We have numerous choices available to complement your Benchmark door.

Please note: all sidelights are available as a left or right hand option, as glazed or unglazed and are separate frames.



Integrated Toplights

Our integrated topline are manufactured as a single frame. Please check our min/max table for more details on available sizes. Please refer to individual door styles for specific width restrictions on p61. NB: Separate topline are also available if required.



Integrated Toplight	Height	
	Min (Standard & Narrow)	Max (Standard & Narrow)
Standard aluminium threshold	2131mm	2793mm
Part M Low aluminium threshold	2125mm	2786mm
Low PVC-U	2153mm	2814mm
Full PVC-U frame (Standard PVC-U)	2171mm	2832mm

Hardware options

Standard Hardware (available as standard with all Benchmark doors)

Performance lever handles




Lever door handle with an anti-bump cylinder

Door hinges



Fully adjustable hinge for perfect installations every time (NB Butt hinges used for open out or narrow frames)

Security door lock



Multi-point locking system using bolts for ultimate security

Please note: As part of continued development programme, our standard hardware specification may change without prior notice

Extras

Performance lever/pad handles



With external pad handle - split spindle also available

Pro-style letter box



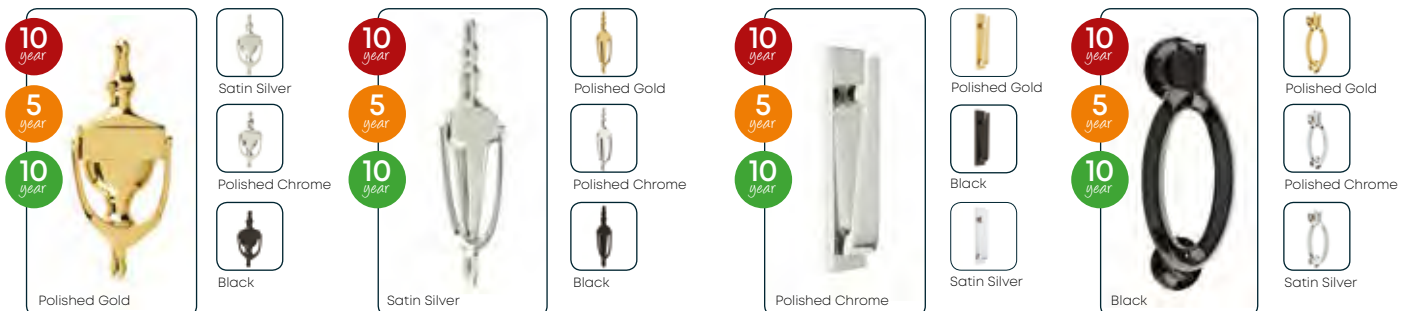
Colour matched to suite with range

Fixed pad handles



Fixed pad door handle with an anti-bump cylinder

ProLinea door knockers



Victorian Urn (Available with spy hole)

Slimline Victorian Urn (Available with spy hole)

Pony Tail

Modern Oval



Letters and numerals

10 year

Polished Gold, Chrome, Black & Satin

Hinges Adjustable

10 year

Gold, Black & Chrome

Prolinea spy hole

10 year
5 year

Polished Chrome

180° viewing area

Polished Gold
Satin Silver
Black

Thumbturn

10 year

Polished Gold or Chrome

Quick & easy locking mechanism

Security chain

10 year
5 year

Polished Gold or Chrome

For added security

Premium Upgrade 10 Year Guarantee (mechanical & surface guarantees) **HOPPE**

Hoppe Atlanta door handles

10 year
10 year
10 year
10 year

Polished Chrome

Polished Gold
Black

10 year mechanical guarantee
10 year surface guarantee

Hoppe letter box

Polished Gold

10 year
10 year
10 year
10 year

Polished Chrome
Black

10 year mechanical guarantee
10 year surface guarantee

Hoppe door knocker

10 year
10 year
10 year
10 year

Polished Gold

Polished Chrome
Black

10 year mechanical guarantee
10 year surface guarantee

Secured by Design Upgrade £1000 Break-in insurance see p63

To ensure your new door meets the stringent security standards specified by Secured by Design, your specification will be as follows:

Hoppe Atlanta handles, 6.8mm toughened/laminated glazing, Vectis Door Lock Kit or ERA 2 hook door lock kit* and handle adaptor, a Prolinea spy hole, a letter plate cowl and a security chain.

* requires either Yale 3* or Ultion 3* Sold SecureDiamond Cylinder

ERA 2 hook Multi-point locking system

Handle adaptor

Prolinea spy hole

Vectis door lock kit

Letterplate (Gold/Chrome)

Security chain

ERA 'Five-Star' security guarantee includes 10 year hardware guarantees

The Benchmark security upgrade gives peace of mind and added reassurance for both installer and homeowner alike. With our partners ERA, we provide a 5 star guarantee against forced door entry for up to 10 years and our upgrade meets with Secured by Design, which is the UK Police preferred specification.

Hardware **options** (cont.)

Contemporary Hardware

(available on Wye, Speedwell, Shardlow, Repton, Farndon, Milton, Sandhill, Hilton, Alport, Trent & Ogston with **min door width: 840mm**)



Door handles - brushed steel

600mm



1000mm



1200mm



1400mm



25 year

25 year



Pull
External only

Letter box



5 year



Bow Handle

25 year



V Handle

25 year



Back to Back
Fixing Kit

Please Note:
(All handle options are available
both sides - escutcheon with
pull required if handle fitted
externally only)

Knocker



25 year

Lock



10 year

Escutcheons



Standard



Standard with Pull



Security



Security with Pull

25 year

NB: Contemporary Hardware is **not** available as part of the Secured By Design upgrade



Yale 3* Cylinder **Upgrade**

10 year

We also supply the Yale Platinum Euro Profile cylinder across the Calibre range. This cylinder is an anti-pick, anti-bump, anti-pull, anti-drill and anti-screw solution offering the full 3* rating, making it one of the most secure cylinders available. Calibre are committed to the safety and security of you and your home.

TS007:2014 3 star approved
BS EN1303:2005 approved
KM559658



Mechanical guarantee



Surface finish plated guarantee



Polished surface guarantee



Surface finish powder coated guarantee

Ultion Upgrade 10 year

The Ultion range offers the ultimate security to your home. Using uniquely patented Snap Secure technology, Ultion is anti-snap, pick, drill and bump resistant, and is easy to fit with no additional prep and no need for cylinder guards or security handles. Ultion is 3 star rated straight out of the box, with a lock down mode that activates an attack lock directly into the central cam, keeping an intruder out whilst still being unlockable from the inside - keeping homes and families safe.

Ultion locks are continuously tested; having passed the Sold Secure Diamond Test, it has not yet been beaten. And with the attack lock being housed in Molybdenum, one of the best superalloys in use today, it's little wonder that Ultion has been described as having transformed the door market.



Enters Lock Down Mode when it detects attack



3 Star TS007 Test rating, Sold Secure Diamond rating



Over 294,000 combinations produced by 11 pins



Double anti-snap protection, with 6 hardened steel rods and two plates in both ends

The £1,000 Ultion Snap Guarantee

Ultion are offering a FREE 10 year guarantee to homeowners - just register at www.ultion-lock.co.uk within 28 days of installation, and if your home gets burgled as a result of your Ultion lock getting snapped in the following 10 years, you will receive £1,000.



Very few things go with us everywhere, our keys do. Keycap makes your keys look great and feel much more comfortable whether in your pocket or your hand. A wide variety of colourful caps are available, including glow in the dark options so they are easier to use at night. Keyring brings all the benefits of Keycap with built in bluetooth. Track or activate the alarm in your keys from your phone and you'll never lose them again!

To order additional keys, please contact Ultion on 0115 784 3162.



Hardware **options** (cont.)

Sweet **Hardware**

Why shouldn't extreme personal protection look stunning? With Sweet's unique 'edgeless' design, it always does. Whether your home is contemporary or traditional, country-style or urban cool, Sweet stays effortlessly cool. Sweet carries multiple coatings of copper and nickel, ensuring it always looks great, even after being hammered with salt water for over 5000 hours. That's an incredible 20x more time than required for the flagship EN 1906:2012 corrosion standard. And with 3 super sleek colours to choose from, there's a sweet for everyone.



Door handles



Gold



Black



Chrome

Knockers



Gold



Black



Chrome

Escutcheons



Gold



Black



Chrome

Letter box



Gold



Black



Chrome

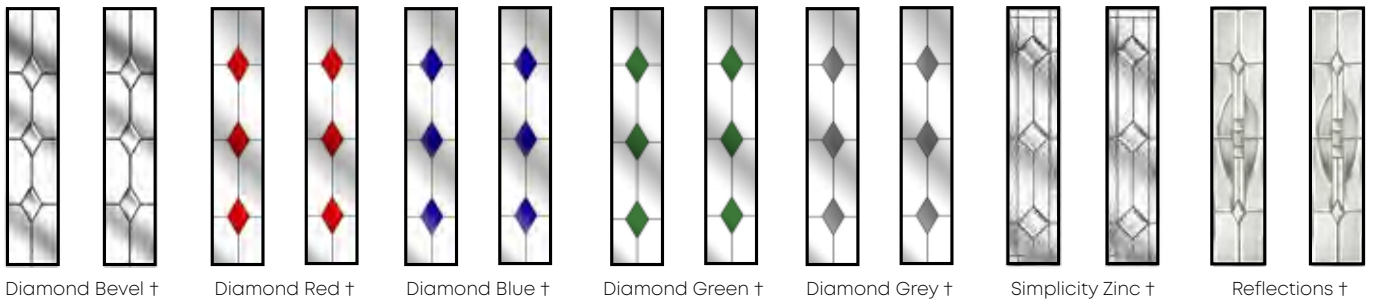


34

Glazing options

A complete range of decorative glass

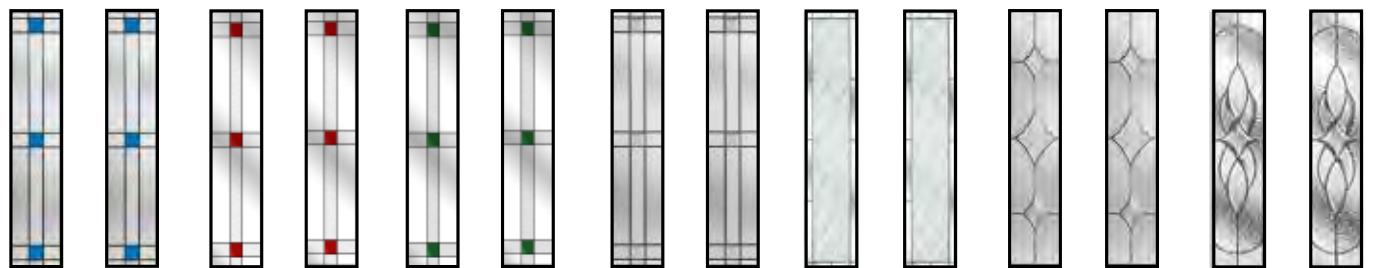
We have selected the most popular glazing options best suited to our Benchmark door range. From contemporary designs to more traditional glass styles, we know you will find the perfect look for your door. Although not available in every door style, the following images give an indication of colour and appearance.



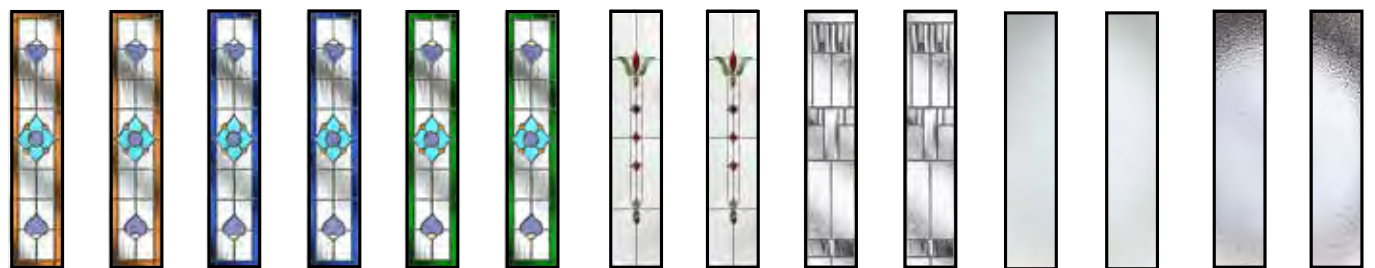
Diamond Bevel † Diamond Red † Diamond Blue † Diamond Green † Diamond Grey † Simplicity Zinc † Reflections †



Murano Blue Murano Black Murano Green Murano Purple Murano Red Finesse Flair



Lattice Blue Lattice Red Lattice Green Lattice Bevel Diamond Cut Crystal Diamond † Elegance



Dorchester Amber Dorchester Blue Dorchester Green Fleur † Prairie Satin † Obscure †


† Our decorative glazing designs are supplied with a choice of backing glass from Global Glass - see opposite page

Backing **Glass Options**


Standard **Selection**



Pilkington Stippolyte™



Pilkington Cotswold™



Pilkington Contora™



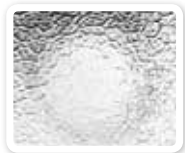
Pilkington Minster™



Low E, energy efficient glazing

Glazing in a GRP composite door will always reduce its thermal efficiency, but by installing our Low E option wherever possible, we can help negate that effect, which is better for the environment and better for your pocket.

Additional **Selection**




Arctic



Autumn Leaf



Chantilly



Charcoal Sticks



Digital



Everglade



Flemish



Florielle



Mayflower



Oak



Pelerine



Sycamore



Taffeta



Warwick

Delivered **on time, in full**



You can trust us to deliver

We measure our success in accurately providing what you ordered, quickly and on time. Our Benchmark door range is bigger and better than ever before and a quick turnaround is what we strive for.

Remember: keep us informed if you are planning a large project and we will make sure we have everything you need in stock.

Ordering from us (Available to Trade Customers only)

To place your order with us, you can do it in one of four ways:

Phone : **01773 850605**

Fax : **01773 853336**

Email : **tradesales@calibredoors.com**

Online : **www.calibredoors.com**

Be sure to have your account number handy when making your order, so we can find your business details quickly on our system.

Frame, sill & threshold **options**


To complete your door choice

Often it is the finishing touches on a project that make all the difference. To achieve the perfect look for your home, Calibre offer a choice of frame, threshold and sill options.

Frame **options**

With our standard Chamfered frame style, you may select from a range of colours and woodgrains to individualise your door.

Multi-chambered outer frame
an energy efficient, clean modern style



- **Multi-chamber profile**
Our multi-chambered frames give impressive thermal performance as standard. With eight chambers, our profile will keep the entrance to your home warm and secure
- **Environmentally friendly frames**
Lead free profile and plastic thermal reinforcements (PTRs) are both thermally efficient and incredibly strong with the added bonus of being light and quick to install
- **Triple sealed**
Unlike other frames, our innovative system uses three gaskets to reduce heat loss and improve weather-tightness
- **Secure construction**
With 72% better screw retention than through steel, PTRs offer more secure fixing of hardware keeping your door rigid, stable and secure

Frame **colours**



Door sizing options

Our door sizes are dependant on the style you choose but most follow the sizing options below. A wide range of frame extenders and panels may be added for non-standard apertures.

Door style: Moorgreen, Butterley, Kingston, Derwent, Amber, Dove, Ecclesbourne, Erewash, Carsington, Lathkill, Beeston and Dearne.


	Width				Height			
	Min (Narrow)	Min (Std)	Max (Narrow)	Max (Std)	Min (Narrow)	Min (Std)	Max (Narrow)	Max (Std)
Standard aluminium threshold	804mm	840mm	984mm	1020mm	1947mm	1966mm	2069mm	2088mm
Part M Low aluminium threshold	804mm	840mm	984mm	1020mm	1941mm	1959mm	2063mm	2081mm
Low PVC-U	804mm	840mm	984mm	1020mm	1968mm	1987mm	2090mm	2109mm
Full PVC-U frame (standard PVC-U)	804mm	840mm	984mm	1020mm	1987mm	2003mm	2109mm	2125mm

Door style: Wye, Speedwell, Shardlow, Repton, Farndon, Milton, Sandhill, Hilton, Alport, Trent and Ogston.

	Width				Height			
	Min (Narrow)	Min (Std)	Min (Narrow)	Max (Std)	Min (Narrow)	Min (Std)	Min (Narrow)	Max (Std)
Standard aluminium threshold	681mm	717mm	984mm	1020mm	1947mm	1966mm	2069mm	2088mm
Part M Low aluminium threshold	681mm	717mm	984mm	1020mm	1941mm	1959mm	2063mm	2081mm
Low PVC-U	681mm	717mm	984mm	1020mm	1968mm	1987mm	2090mm	2109mm
Full PVC-U frame (standard PVC-U)	681mm	717mm	984mm	1020mm	1987mm	2003mm	2109mm	2125mm

NB The above heights do not include a sill, please add 35mm to each if a sill is required

Sill options



Benchmark doors

can be specified with a choice of 3 PVC-U sill sizes:

- 100mm Stub Sill
- 150mm Sill
- 180mm Sill

Threshold options

You have a choice of thresholds from Calibre. The standard offering is an aluminium threshold with a height of 25mm.

The low aluminium threshold is just 15mm high and creates a low step when your door is open. The low threshold is suitable for disabled and wheelchair access and is Part M compliant.

The standard PVC-U threshold provides a four sided door frame. When your door is open you will have a deeper frame to step over. However, the PVC-U option provides the tightest and most thermally efficient weather seal as the door sits behind the frame on all four sides.



Customer **support**

At Calibre our experienced and skilled customer care team is always on hand to provide technical advice, answer any door style enquiries, provide installation advice and to assist with project enquiries.

We ensure that our customers have all the information they require to make the best choice and to provide the best service to their customers.

How to use this brochure

In designing this brochure, we aim to provide you with all the information you need in order to choose the perfect door solution. At your finger tips, you have detailed product information, photographs, hardware choices, quality guarantees and glazing options.

When you're ready to order or if you'd like technical advice, give us a call on 01773 850605.

Ordering from us (Available to Trade Customers only)

To place your order with us, you can do it in one of four ways:

Phone : **01773 850605**
Fax : **01773 853336**
Email : **tradesales@calibredoors.com**
Online : **www.calibredoors.com**

Be sure to have your account number handy when making your order, so we can find your business details quickly on our system.

Quick & easy - order online

Ordering online is a quick and easy process, please visit us at www.calibredoors.com and use our online door builder.

We have the technical know-how

Unsure what door or hardware would be best for a specific job? Our team has specialist working knowledge of our product range, give them a call for helpful technical advice and support.

You can trust us to deliver

We measure our success in accurately providing what you ordered, quickly and on time. Our composite door range is now bigger and better than ever before and we keep our stock holding high so you don't have to. Remember: keep us informed if you are planning a large project and we will make sure we have everything you need in stock.



Call our team for support and advice

Dedicated customer services team

The role of the customer care team is to resolve any queries or issues you may have and we aim to respond promptly to your needs. In the event that problems arise, please do get in touch and we will do what we can to help you resolve the issue.

Contact us – we're here to help

At Calibre, we are dedicated to providing our customers with excellent service.

Please call us on 01773 850605, or email us on tradesales@calibredoors.com to find out how we can best serve you and your business.

Security **guarantee** £1000 Break-in insurance

Choose the Secured By Design upgrade

With hardware supplied in partnership with one of the UK's leading home security manufacturers - ERA - Calibre Benchmark doors are covered by the comprehensive ERA Five Star Guarantee. Providing exceptional security and peace of mind.

★ 24/7 help when you need it

The ERA Five Star Guarantee gives access to a FREE call out service so you have the reassurance of knowing that, in the unlikely event of a forced entry, a trained professional will come to secure your property.

★ Up to £1,000 home insurance excess paid

ERA are so confident in the quality, reliability and security of our hardware, they will even pay the excess on any home insurance claim due to the failure of an approved component - so you can be rest assured that you're fully covered.

★ Up to £1,000 towards a repair or replacement

ERA's research and development team are so confident that our security hardware will outwit any would-be burglars that if the ERA Five Star Guarantee approved component has failed, ERA will pay up to £1,000 towards the cost of replacing or repairing your door.

★ A £1,000 cheque to compensate you

In the unlikely event of a break-in succeeding through the failure of a component covered by the ERA Five Star Guarantee, you will be given a cheque for £1,000 to compensate you for the inconvenience caused.

★ Savings on the cost of your home insurance

By choosing to fit our security upgrade with the highest levels of security, you can save money on your home insurance, year after year.

*Full T&C's of ERA's Five Star Guarantee available separately.

The Vectis Cylinder-Free Multi-point Locking System and the ERA 2 hook Multi-point Locking System are the next generation in secure locking.



ERA 2 hook Multi-point locking system



Handle adaptor


No manipulation, no breaking or snapping and no plug extraction.



Vectis door lock kit



Prolinea spy hole



Security chain

Simply two of the most secure systems available today!



Calibre external doors – maximum choice, style and security

Calibre Doors is the largest producer of bespoke doors in the UK and offers design solutions to accommodate all your requirements. The Benchmark GRP door range offers a style to suit every home, providing quality backed by service that is second to none.

Secured by Design Upgrade

£1000 Guarantee available see page 63 for more details

Quality Hardware

A wide range of suited hardware from leading manufacturers

Exquisite Glazing

Decorative glass designs to suit your door choice and home



Benchmark doors from Calibre carry an impressive guarantee of up to 10 years. Full details available on request.



Tel 01773 850605 | Fax 01773 853336 | www.calibredoors.com

Calibre Doors | Firs Works | Spanker Lane | Nether Heage | Derbyshire | DE56 2JJ