



Quality accommodation, when and where you need it



For details & specifications visit: www.wernick.co.uk or call 0800 18 18 22



The perfect off-the-shelf option for quality accommodation

Citycabin is a portable, jack-leg cabin designed for speed of installation and ease of relocation.

You can create your own bespoke interior layout, combining office space, storage, toilets, showers and more, in any way you choose.

Citycabin is hard-wearing; with a plastic coated, galvanised steel exterior and impact-resistant vinyl faced plasterboard interior. Able to be linked and stacked up to 3 storeys, it can maximise your space on site while leaving a minimal footprint.





Citycabin

Specifications

Citycabins provide flexible, low maintenance space wherever you need to be. If your business is expanding rapidly and you need space in a flash, these cabins provide the ideal solution.

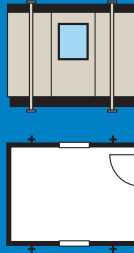
Finished to the highest standards at our purpose built factory, your Citycabin can be pre-fitted with internal fixtures and fittings and can meet all building regulation requirements. Exteriors can be finished to match your corporate palette if required.

Key features

- Minimal foundations required
- High levels of insulation
- Double glazed windows
- Low maintenance finishes on interior & exterior
- Can stack up to 3 storeys with external stair access
- Corporate branding options available
- Fast installation
- Choice of floor finishes

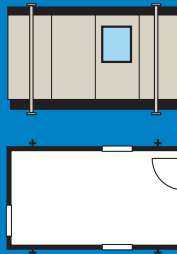
CCST12 3.6m x 2.7m

- Consumer unit
- 1x 60 Watt fluorescent light
- 1x twin 13Amp socket
- 1x convector heater



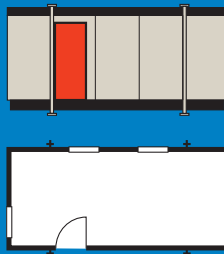
CCST16 4.8m x 2.7m

- Consumer unit
- 2x 60 Watt fluorescent lights
- 1x twin 13Amp socket
- 1x convector heater



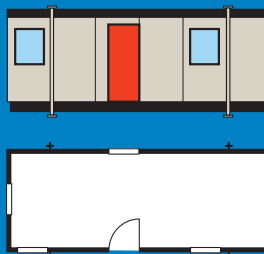
CCST20 6.0m x 2.7m

- Consumer unit
- 2x 60 Watt fluorescent lights
- 2x twin 13Amp sockets
- 2x convector heaters



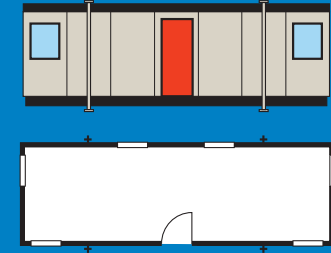
CCST24 7.2m x 2.7m

- Consumer unit
- 3x 60 Watt fluorescent lights
- 2x twin 13Amp sockets
- 2x convector heaters



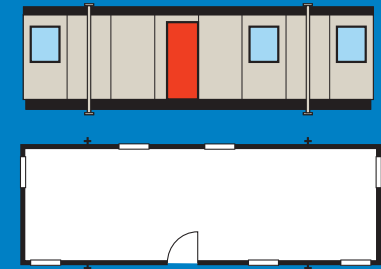
CCST28 8.4m x 2.7m

- Consumer unit
- 4x 60 Watt fluorescent lights
- 1x twin 13Amp socket
- 1x convector heater



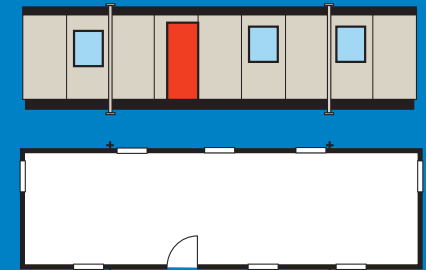
CCST32 9.6m x 3.0m

- Consumer unit
- 4x 60 Watt fluorescent lights
- 3x twin 13Amp sockets
- 2x convector heaters



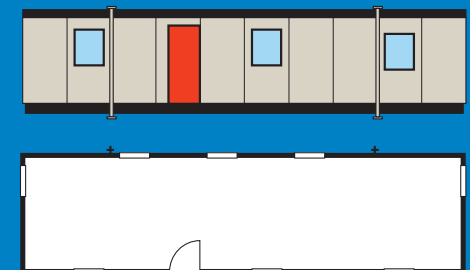
CCST36 10.6m x 3.0m

- Consumer unit
- 5x 60 Watt fluorescent lights
- 3x twin 13Amp sockets
- 3x convector heaters



CCST40 12.0m x 3.0m

- Consumer unit
- 5x 60 Watt fluorescent lights
- 3x twin 13Amp sockets
- 3x convector heaters





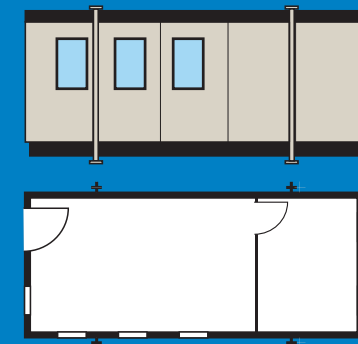
All the benefits of the Citycabin on a much bigger scale

The Executive range features the same low maintenance finishes as the classic Citycabin; whilst the addition of concealed guttering, enlarged windows and profiled fascias create a stylish, professional finish.

Despite its superior size, the Citycabin Executive can be installed in just one day; providing you the accommodation you need, right when you need it. Available in sizes of 30, 40, 50 & 60 square meters.



Meeting room general arrangement



Wernick™

BUILDINGS

Sustainable construction
without compromise



Nationwide Coverage
0800 18 18 22

Wernick™ Buildings Limited Head Office
Kenfig Industrial Estate, Port Talbot, SA13 2PE
Tel: 01656 747 340 email: sales@wernick.co.uk

For details & specifications visit: www.wernick.co.uk



Wernick
GROUP

Part of the Wernick Group of Companies. The information supplied in this folder is for guidance only. A detailed specification is supplied with our design quotation.