



**GLOBAL  
CONTAINER  
TERMINALS**  
**CANADA**

# GCT Canada – Customer Service Portal: Lynx CSP Steamship Line Manual





# Contents

Terms and Conditions .....	4
Web Browsers .....	4
Using GCT Canada SSLVPN .....	4
New Users' Guide.....	4
Accessing Web Services .....	5
Creating an User Lynx Account .....	7
Retrieving a Password.....	10
Lynx Menu Options.....	12
Lynx User Menu .....	13
Log Out.....	13
Edit Account.....	13
Changing a Password .....	14
Payment History.....	15
Equipment.....	16
Trucker Dray Code Assignment.....	16
Equipment Inquiry .....	18
Equipment Delivery Order .....	21
Creating a New Equipment Delivery Order.....	21
Update Equipment Types on an EDO.....	24
Deleting an Equipment Delivery Order .....	26
Holds Maintenance .....	27
Update Holds per Equipment number.....	27
Update Holds per Vessel/Voyage .....	28
Update Bill of Lading Steamship Line Holds.....	30
Update Holds using Bulk Updates.....	31
On Hire Equipment .....	32
Creating a New Container .....	32
On-hiring a Container.....	33
VGM Update .....	34
Make a Payment .....	35

Event Notifications.....	38
Set Up a Container for Multiple Event Notifications .....	47
Manage Event Notifications.....	48
Imports.....	49
Release Inquiry.....	49
Search by Container .....	50
Search by Bill of Lading .....	51
Bill of Lading Inquiry.....	51
Container Notifications.....	52
Gate.....	53
Appointment Search .....	53
Gate Transactions .....	54
Exports .....	55
Booking Inquiry .....	55
Create a new Booking .....	56
Roll a Booking to a different vessel.....	59
Delete a Booking .....	60
Make a Booking Hazardous.....	61
Add Hazardous Information to a Booking.....	61
Delete Hazardous Information from a Booking .....	62
Preadvise a Container (ex. Rail, OOG).....	63
Preadvise a Hazardous.....	63
Cancel a Preadvise .....	65
Make a Booking Out of Gauge (OOG) .....	66
Haz Documents .....	67
Late Arrival .....	68
Split Booking .....	69
Reports.....	71
Load List .....	72
Discharge List .....	73
Equipment Inventory .....	74



Vessel Schedule.....	75
Booking Discrepancy.....	76
Damage Detail.....	77
Booking Summary by Vessel Visit .....	78
Booking Detail.....	80
Import List by Vessel.....	81
Malt/Hide Booking Report.....	82
Appointments .....	83
Reserved Empty Containers.....	84
Appendix I.....	85
Contact Us.....	87

## Terms and Conditions

Utilizing GCT Canada Web Services Portal is conditional on your acceptance of and continued compliance with the following terms and conditions. By accessing or using this Portal, you warrant and represent that you are aware of these terms and conditions, and agree to be bound by them. If you do not agree to these terms and conditions, you should not access or otherwise use this Portal. Users agree to abide by GCT Canada regulations and take responsibility for all activity under the carrier credentials, including but not limited to protection of storage fees, Terminal Gate Efficiency fees, and Flex Appointment Service fees. For full terms and conditions, please review “GCT CANADA LIMITED PARTNERSHIP WEB PORTAL TERMS AND CONDITIONS” located on the homepage under Quicklinks.

Visit GCT Canada website for more information on Flex Appointment Service (FAS) and Terminal Gate Efficiency Program (also known as Gate Compliance) documentation, and Tariff rates. Details can be found under Carriers & Truckers.

## Web Browsers

Lynx web services are supported by Internet Explorer 10 or higher (I/E10+), Google Chrome, and Firefox.

## Using GCT Canada SSLVPN

Secure Sockets Virtual Private Network (SSLVPN) provides secure communications for data transmissions to GCT Canada LP Web Services.

## New Users' Guide

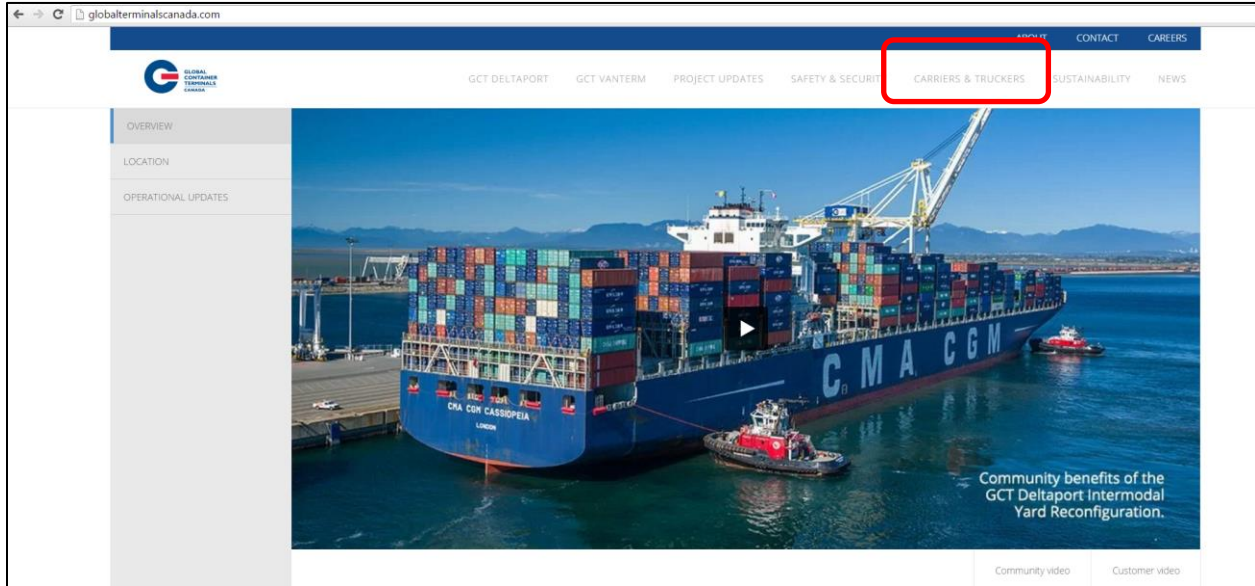
To request a new login, contact our Helpdesk ([helpdesk@globalterminals.com](mailto:helpdesk@globalterminals.com)) with the below information:

- Contact Name
- Company Name
- Address
- Email Address
- Telephone and Fax numbers
- Company Type (ocean carrier, trucking company, customs broker, freight forwarder)
- Terminal Required: GCT Deltaport
- Trucking Companies: Port Metro Vancouver Truck Licensing System number (TLS)


## Accessing Web Services

Once you have received your credentials from GCT Canada for the SSLVPN for GCT Deltaport you will be able to access Web Services via the website:


[www.globalterminalsCanada.com](http://www.globalterminalsCanada.com)



Select Carriers & Truckers > GCT Deltaport Links > Web Services



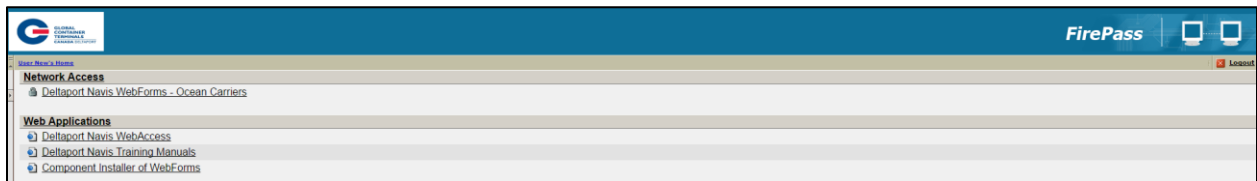
Web Services Remote Access Logon for GCT Canada





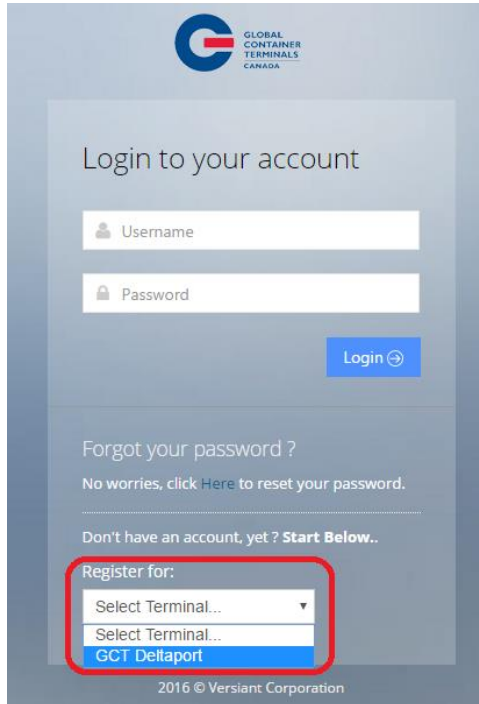
Enter the Username and Password

The image shows a login form titled "Remote Access Logon for GCT Canada". It features the GCT Canada logo in the top left corner. The form contains two input fields: "Username:" with the text "ACME" entered, and "Password:" with a masked password of "\*\*\*\*\*". A "Logon" button is positioned below the password field.



## Creating an User Lynx Account

To create a new user for Lynx, select below drop down menu.



The screenshot shows the login and registration interface for the Lynx system. At the top left is the Global Container Terminals Canada logo. The main heading is "Login to your account". Below this are two input fields: "Username" and "Password". A blue "Login" button with a right-pointing arrow is positioned to the right of the password field. Below the login section, there is a link for "Forgot your password?" with the text "No worries, click [Here](#) to reset your password." Below that, it says "Don't have an account, yet? **Start Below..**". Underneath is a "Register for:" section with a dropdown menu. The dropdown menu is open, showing two options: "Select Terminal..." and "GCT Deltaport". The "GCT Deltaport" option is highlighted in blue. At the bottom of the page, it says "2016 © Versiant Corporation".





**Username** – A unique name that will be used to log into the account

**Password** – The password must be 7 characters or greater. It must consist of two series of letters and numbers separated by a symbol

**Email** – A contact email account. This email will be used if you forget your password

**Phone** – A valid telephone number

**First Name** – User's first name

**Last Name** – User's last name

**Friendly Name** – This may be the same as your user name

**Job Function** – The user's job title at the company

**Select Access Type** – Select from the drop down menu: 3<sup>rd</sup> Party (Broker/ Freight Forwarder), Steamship Line , or Trucker  
Note: Customs or Terminal Employee account submissions will be automatically rejected

**Select Security Question** – Select from the drop down menu a question to be used if the user forgets the login password

**Security Answer** – Enter an answer to be used if the user forgets their password

**Back** – To cancel registration process and return back to the homepage

**Sign Up** – To continue with registration

The screenshot shows a 'Sign Up' form for Global Container Terminals Canada. The form is titled 'Sign Up' and asks the user to 'Enter your account details below:'. The fields are as follows:

- Username: ACME
- Password: [masked]
- Confirm Password: [masked]
- Email: acme@acmeterminals.com
- Phone: 1(888)342-3385
- First Name: John
- Last Name: Acme
- Friendly Name: ACME
- Job Function: Dispatch
- Access Type: Trucking Company
- Security Question: What was the color of your fir
- Security Answer: red

At the bottom of the form, there is a 'Back' button and a 'Sign Up' button. The footer of the page reads '2016 © Versiant Corporation'.

## Steamship Line Selection: Enter the associated Shipping Line

### Shipping Line Selection:

**Please key in your Shipping Line name for each terminal. Shipping Line options will appear as you type.**

If you do not see your Lines listed, please send an email to [helpdesk@globalterminals.com](mailto:helpdesk@globalterminals.com) and specify your Shipping Line and Terminal.

GCT Deltaport:

Once all information has been entered, select Sign Up to prompt below confirmation

Your registration has been submitted and is currently pending approval. You will receive an email notification once it has been approved.

A confirmation email would also be sent to the user provided email address. Please allow up to 5-10 minutes or check your junk folder.

**From:** [info@gct.com](mailto:info@gct.com)  
**Date:** July 11, 2016 at 1:27:23 PM PDT  
**To:** [acme@acmeterminals.com](mailto:acme@acmeterminals.com)  
**Subject:** Lynx CSP User Request Received

---

**LYNX CSP USER REQUEST RECEIVED**

---

GCT Canada **Deltaport**  
2 Roberts Bank Way  
Delta, BC V4M 4G5, Canada  
Tel: +1-888-342-3385

Thank you for your interest in GCT Vancouver's customer portal. Your request is being processed and you will be notified when access is available.  
[Visit GCT Canada Head Office Lynx Application](#)

---

This email (including any attachments) may contain information that is privileged and confidential. If you are not the intended recipient, please delete this e-mail and notify us immediately.

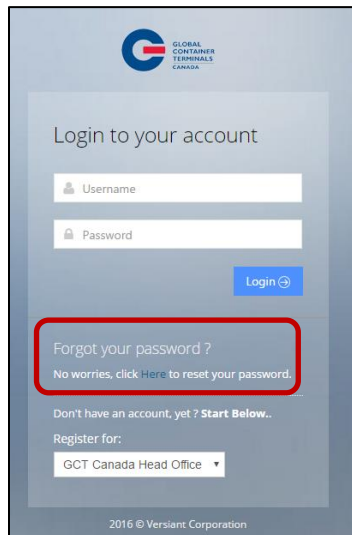
GCT Canada will review the User's credentials, please note this may take up to 2 business days to process.

Whether the application was approved or rejected, the user will receive an email at the address provided by the user.

- a.) Approved – Lynx CSP User Account is approved
- b.) Not Approved – User's credentials could not be verified by GCT Canada

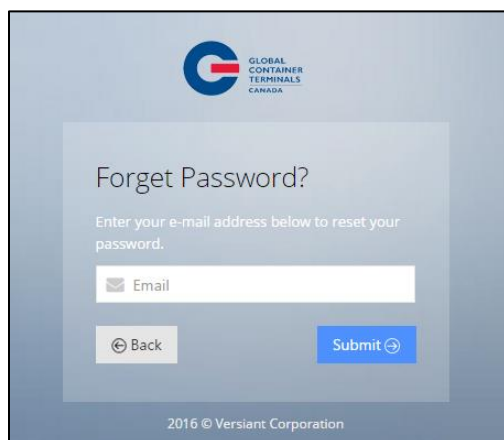
## Retrieving a Password

To retrieve a forgotten password, select "Here" below Forgot your Password



The screenshot shows the login page for the Global Container Terminals Canada system. At the top left is the company logo. The main heading is "Login to your account". Below this are two input fields: "Username" and "Password". A blue "Login" button is positioned below the password field. A red rectangular box highlights the text "Forgot your password? No worries, click Here to reset your password." Below this, there is a link "Don't have an account, yet? Start Below." and a "Register for:" section with a dropdown menu currently set to "GCT Canada Head Office". The footer contains the text "2016 © Versant Corporation".

Enter the email address associated to the User's account



The screenshot shows the "Forgot Password?" page. At the top left is the company logo. The heading is "Forget Password?". Below the heading is the instruction "Enter your e-mail address below to reset your password." followed by an "Email" input field. At the bottom of the form are two buttons: a grey "Back" button and a blue "Submit" button. The footer contains the text "2016 © Versant Corporation".



A new password will be sent to the email address. Use the new password provided to log in

Click here to download pictures. To help protect your privacy, Outlook prevented automatic download of some pictures in this message.

Sent: Mon 30/05/2016 10:55 AM

From: info@gct.com  
To: GatewayCompliance  
Cc:  
Subject: Request Service

---

**R E S E T P A S S W O R D C O N F I R M A T I O N**

GCT Canada Head Office  
1285 Franklin Street  
Vancouver, BC V6A 1J9, Canada  
[Tel:1\(604\)267-5200](tel:1(604)267-5200)  
Fax:1(604)267-5212

This e-mail has been autogenerated due to a request to change your password.

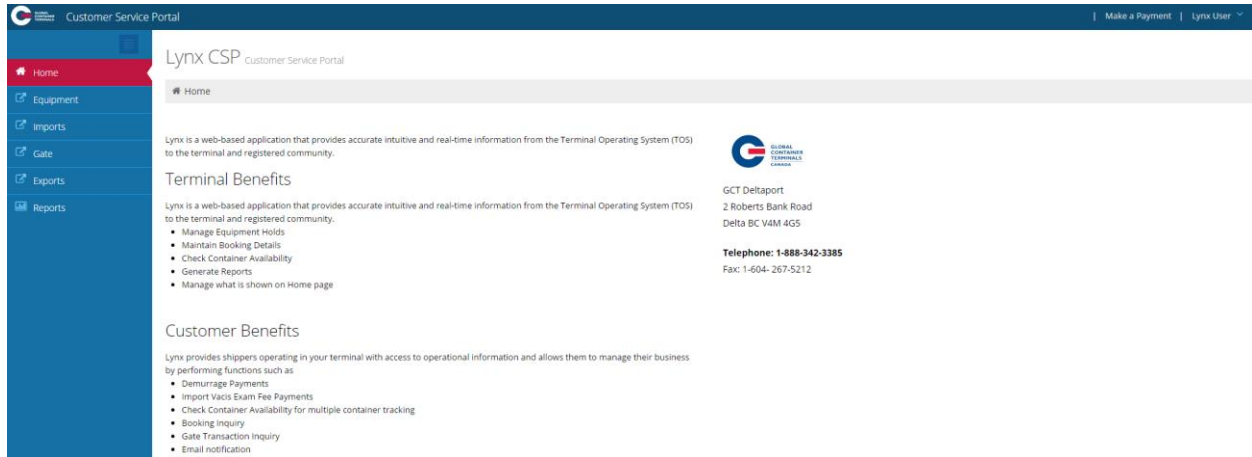
The password below is case sensitive and can be changed from the account management screen.

UserName: ACME  
New Password: 9bsiqE\$@hLPEhH

[Visit GCT Canada Head Office Lynx Application](#)

## Lynx Menu Options

Lynx is a web-based application that provides accurate intuitive and real-time information from the Terminal Operating System (TOS) to the terminal and registered community. Lynx allows users to perform functions across all phases of operations.



### Home

- Home Screen

### Equipment

- Trucker Dray Code
- Equipment Inquiry
- Equipment Delivery Order
- Holds Maintenance
- On Hire Equipment
- Make a Payment
- Event Notifications

### Imports

- Import Release Inquiry
- Bill of Lading Inquiry
- Container Notifications

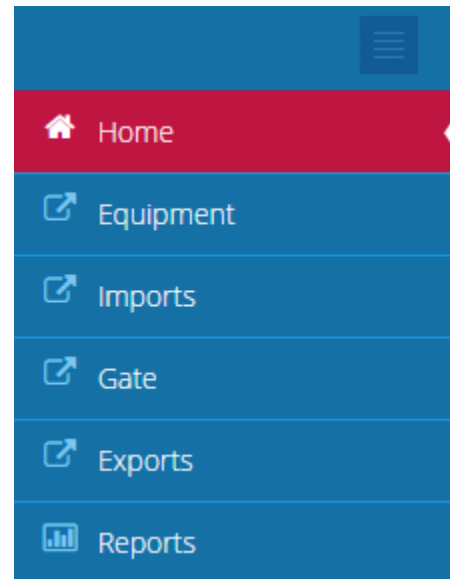
### Gate

- Appointment Search
- Gate Transactions

### Exports

- Booking Inquiry
- HAZ Documents
- Late Arrival
- Split Booking

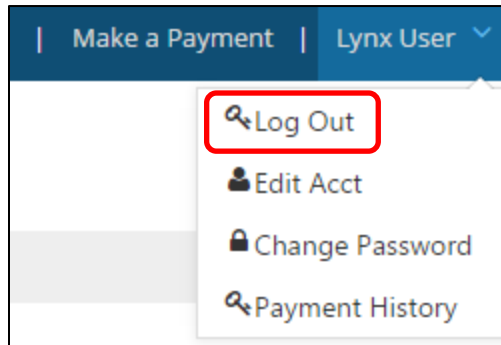
### Reports



## Lynx User Menu

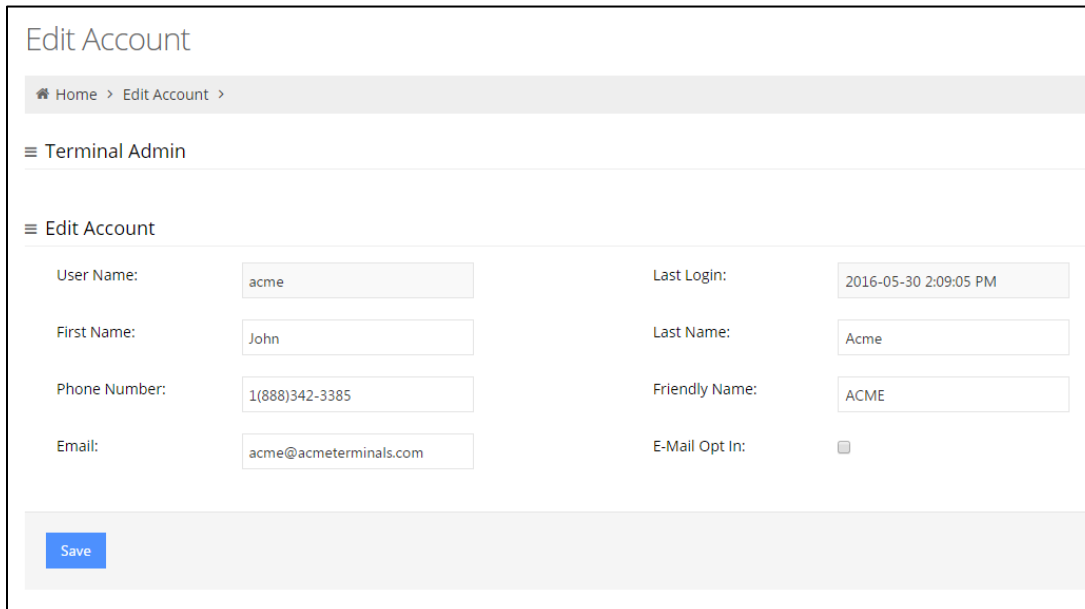
### Log Out

To end the current session, select Lynx User > Log Out



### Edit Account

The edit account field allows users to make changes to First Name, Last Name, Phone Number, Friendly Name, Email, or Email Opt in or out.

A screenshot of the 'Edit Account' form. The form is titled 'Edit Account' and has a breadcrumb trail 'Home > Edit Account >'. Below the breadcrumb is a 'Terminal Admin' section. The 'Edit Account' section contains the following fields:

User Name:	acme	Last Login:	2016-05-30 2:09:05 PM
First Name:	John	Last Name:	Acme
Phone Number:	1(888)342-3385	Friendly Name:	ACME
Email:	acme@acmeterminals.com	E-Mail Opt In:	<input type="checkbox"/>

A blue 'Save' button is located at the bottom left of the form.

GCT Canada recommends all users to opt in on emails for payment receipts, event notifications, and container notifications.

**Edit Account**

Home > Edit Account >

Terminal Admin

Edit Account

User Name:	acme	Last Login:	2016-05-30 2:09:05 PM
First Name:	John	Last Name:	Acme
Phone Number:	1(888)342-3385	Friendly Name:	ACME
Email:	acme@acmeterminals.co	E-Mail Opt In:	<input checked="" type="checkbox"/>

Save

Successfully Updated User lines/roles/organizations Information

## Changing a Password

Users are encouraged to change their password frequently. To change a password:

Select Lynx User > Change Password > Enter Old Password > Enter New Password > Confirm New Password > Save

**Key Name not found: ChangePassword**

Home > Key Name not found: ChangePassword >

Change Password

User Name	acme
Old Password:	.....
New Password:	.....
Confirm Password:	.....

Save

Password successfully changed.

A confirmation email will be sent to the email address associated to the account.

## Payment History

Users have the ability to search for Payment History by reference ID, container number, or by a date range.

### Payment History

Home > Payments > Payment History

Payment History

Select date range for payment(s) or Reference Id or Container Number.

**Reference Id**  « Or »  **Container number**

**Start Date**  **End Date**

### Payment History

Home > Payments > Payment History

Payment History

Select date range for payment(s) or Reference Id or Container Number.

**Reference Id**  « Or »  **Container number**

**Start Date**  **End Date**

☰ Payments By Date

Show  entries Search:

Expand	Request Date	Description	Requestor Name	Total Amount	Trans Type	Reference Id	Reprint
	2016-06-21 1:59:52 PM	Guarantee has been accepted	Third Party	\$2,227.20	GUARANTEE	48037850749	
	2016-06-20 4:28:47 PM	Guarantee has been accepted	Third Party	\$1,760.00	GUARANTEE	48037792241	

Container	B/L	Location	Fee Type	Container Description	From Date	To Date	Quantity Billed	Amount
MOFU1405560	MOLU15455333561+	Y-DLT-M030F2	STORAGE	\$1760	2016-06-16	1900-01-01	5.0	\$1,760.00

Showing 1 to 2 of 2 entries < >

From this screen, users can Reprint Receipt of Payments

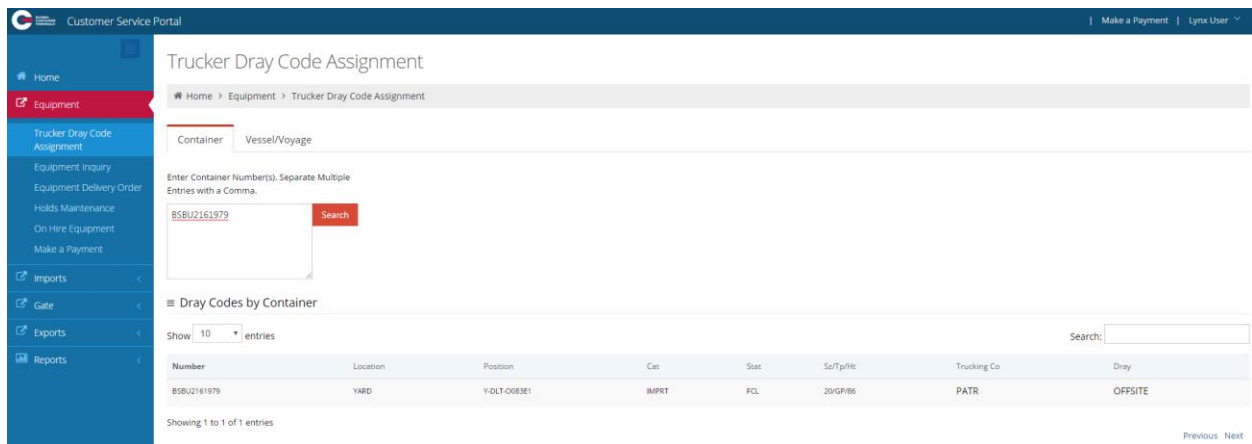


# Equipment

- Home
- Equipment
- Trucker Dray Code Assignment
- Equipment Inquiry
- Equipment Delivery Order
- Holds Maintenance
- On Hire Equipment
- VGM Update
- Make a Payment
- Event Notifications

## Trucker Dray Code Assignment

The Trucker Dray Code Assignment screen provides users with the ability to search unit dray statuses and unit trucking company assignments. Users have the ability to query multiple units by specific container number or by inbound vessel visits.



The screenshot shows the 'Trucker Dray Code Assignment' page in the Customer Service Portal. It features a search form with fields for 'Container' and 'Vessel/Voyage'. Below the search form is a table titled 'Dray Codes by Container' with columns for Number, Location, Position, Cat, Stat, Sz/tp/Hc, Trucking Co, and Dray. A search result is shown for container number 85BU2161979, with a status of OFFSITE.

Number	Location	Position	Cat	Stat	Sz/tp/Hc	Trucking Co	Dray
85BU2161979	YARD	Y-DLT-0083E1	IMPRT	FCL	20'GP/86	PATR	OFFSITE

To query unit dray statuses, enter Container Number(s) and select search. The query will return with a list of containers that will state whether the unit is setup for dray or not.

Dray Status: OFFSITE – Targeted for an offsite exam

Customer Service Portal | Make a Payment | Lynx User

### Trucker Dray Code Assignment

Home > Equipment > Trucker Dray Code Assignment

Container:  Vessel/Voyage:

Enter Container Number(s). Separate Multiple Entries with a Comma.

≡ Dray Codes by Container

Show: 10 entries Search:

Number	Location	Position	Cat	Stat	St/Tr/Ht	Trucking Co	Dray
CAJUB501823	YARD	Y.DLT.L412F1	IMPRT	FCL	40/GP/96	<input type="text"/>	OFFSITE
F5CU3821890	YARD	Y.DLT.L349G2	IMPRT	FCL	20/GP/86	<input type="text"/>	OFFSITE

To assign containers to a specific trucking company, enter Container Number(s) and select search. Under Trucking Co, there will be an option to assign a specific trucking company to the container.

Please note that this does not restrict the container to the entered trucking company. This field is strictly for Steamship Line internal record keeping only. It does not affect who can make the appointment or who can pick up the container.

Customer Service Portal | Make a Payment | Lynx User

### Trucker Dray Code Assignment

Home > Equipment > Trucker Dray Code Assignment

Container:  Vessel/Voyage:

Enter Container Number(s). Separate Multiple Entries with a Comma.

≡ Dray Codes by Container

Show: 10 entries Search:

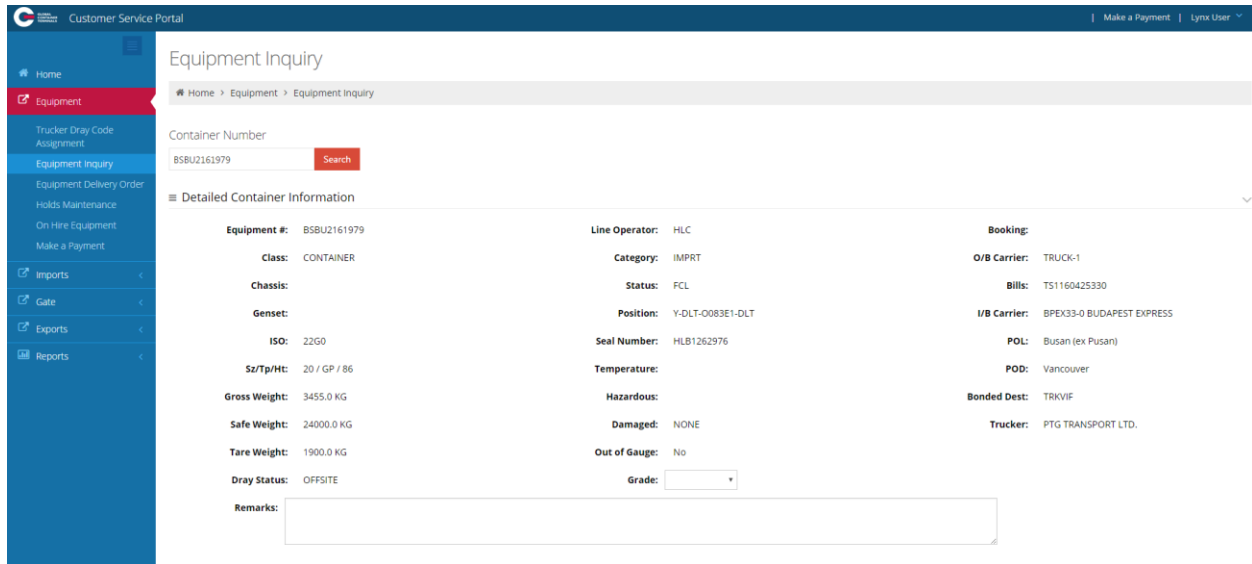
Number	Location	Position	Cat	Stat	St/Tr/Ht	Trucking Co	Dray
AMFUB566683	YARD	Y.DLT.O080G1	IMPRT	FCL	40/GP/96	ACME Trucking	

Showing 1 to 1 of 1 entries Previous Next

## Equipment Inquiry

One of the most useful screens in Lynx is the Equipment Inquiry screen it provides users with the following:

- Physical Containers Details
- Containers Routing Information
- Ability to Update General Container Details



Customer Service Portal | Make a Payment | Lynx User

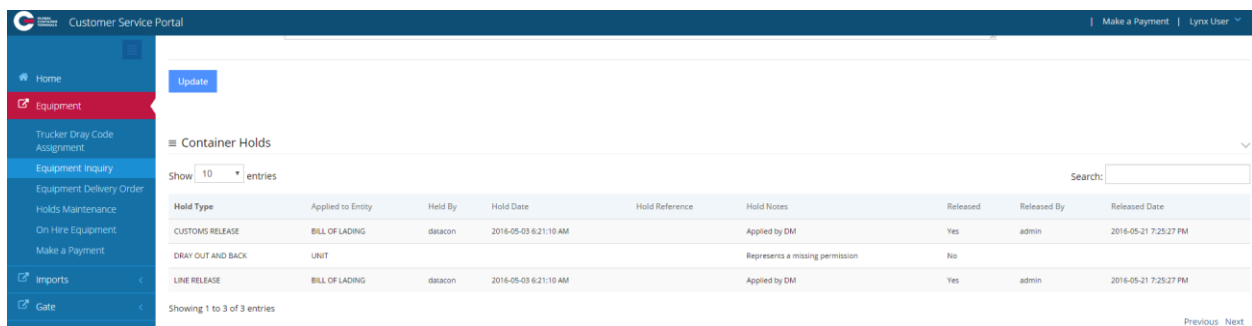
Home > Equipment > Equipment Inquiry

Container Number  
BSBU2161979

≡ Detailed Container Information

<b>Equipment #:</b> BSBU2161979	<b>Line Operator:</b> HLC	<b>Booking:</b>
<b>Class:</b> CONTAINER	<b>Category:</b> IMPRT	<b>O/B Carrier:</b> TRUCK-1
<b>Chassis:</b>	<b>Status:</b> FCL	<b>Bills:</b> TS1160425330
<b>Genset:</b>	<b>Position:</b> Y-DLT-0083E1-DLT	<b>I/B Carrier:</b> BPEX33-0 BUDAPEST EXPRESS
<b>ISO:</b> 22G0	<b>Seal Number:</b> HLB1262976	<b>POL:</b> Busan (ex Pusan)
<b>Sz/Tp/Ht:</b> 20 / GP / 86	<b>Temperature:</b>	<b>POD:</b> Vancouver
<b>Gross Weight:</b> 3455.0 KG	<b>Hazardous:</b>	<b>Bonded Dest:</b> TRKVIF
<b>Safe Weight:</b> 24000.0 KG	<b>Damaged:</b> NONE	<b>Trucker:</b> PTG TRANSPORT LTD.
<b>Tare Weight:</b> 1900.0 KG	<b>Out of Gauge:</b> No	
<b>Dray Status:</b> OFFSITE	<b>Grade:</b> <input type="text"/>	
<b>Remarks:</b> <input type="text"/>		

In addition to detailed container information, users are also provided with container holds from this screen. Each section may be collapsed and expanded to suit the specific user's needs.



Customer Service Portal | Make a Payment | Lynx User

Home > Equipment > Equipment Inquiry

Update

≡ Container Holds

Show 10 entries

Held Type	Applied to Entry	Held By	Hold Date	Hold Reference	Hold Notes	Released	Released By	Released Date
CUSTOMS RELEASE	BILL OF LADING	datacon	2016-05-03 6:21:10 AM		Applied by DM	Yes	admin	2016-05-21 7:25:27 PM
DRAY OUT AND BACK	UNIT				Represents a missing permission	No		
LINE RELEASE	BILL OF LADING	datacon	2016-05-03 6:21:10 AM		Applied by DM	Yes	admin	2016-05-21 7:25:27 PM

Showing 1 to 3 of 3 entries Previous Next

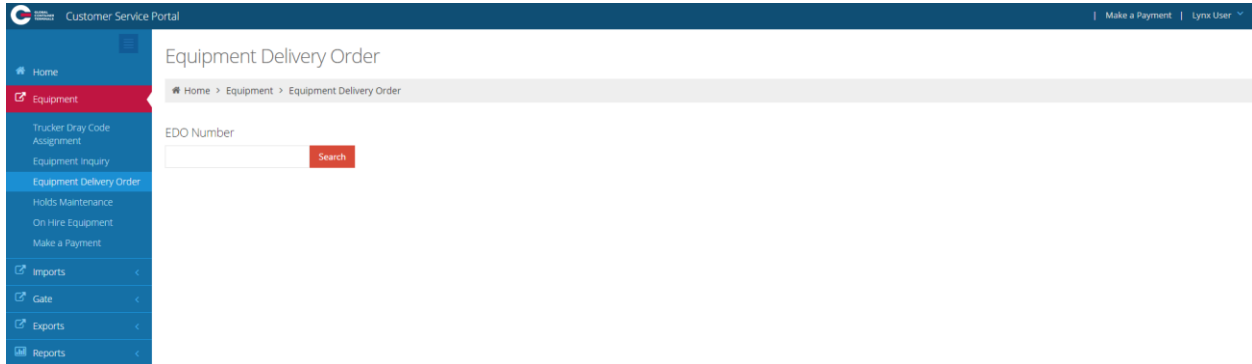
Enter a container number for an empty, export, or import to show the details of the container.

- Equipment # – Container Number
- Line Operator – Steamship Line
- Booking: Equipment Delivery Order for Exports or Empties
- Class: Container
- Category:
  - IMPRT (Import)
  - EXPRT (Export)
  - Empty (Storage)
- O/B Carrier: Outbound Carrier (Vessel, Rail or Gate)
- Chassis: Not Applicable
- Status:
  - FCL (Full Container Load)
  - Empty (Storage)
- Bills: Bills of Lading of the Import Container
- Genset – Not Applicable
- Position:
  - Yard – GCT Deltaport - Block, Stack, Tier (e.g. Y-DLT-A086A1-DLT)
  - Vessel – Vessel, Stow Position (V-CAME1426-460682)
  - Community – C (Container Out of the Yard)
  - Truck – Trucked Off Dock via Truck
  - Rail – Railed Off Dock
- I/B Carrier: Inbound Carrier (Vessel, Rail or Gate)
- ISO: Container Type
- Seal Number
- POL: Port of Loading
- Sz/Tp/Ht: Size, Type, Height of the Container
- Temperature: Temperature (in Celsius) set for Refrigerated Cargo
- POD: Port of Discharge
- Gross Weight: In Kilograms (kg)
- SOLAS VGM: Verified Weight in Kilograms (kg)
- Hazardous: Hazardous Class of the Container
- Bonded Dest: Bonded Destination
- Safe Weight: Container Safe Weight in Kilograms (kg)
- Damaged: Yes or No
- Trucker: If Assigned by the Steamship Line
- Tare Weight: In Kilograms (kg)
- Out of Gauge: Yes or No
- Dray Status: If the Container is Set Up for Dray Off.
- Grade: Container Grade Set by Steamship Line
  - To be Pretripped

- Pretripped
- Bad Smell
- 220 Volt Only
- Over Width CPU
- Reefer with Probes
- Very Dirty
- Vented Containers
- 440 Volt Only
- Gensets Inside
- Hangers Insiders
- Off Hire
- Remarks: Notes Designated by the Terminal

## Equipment Delivery Order

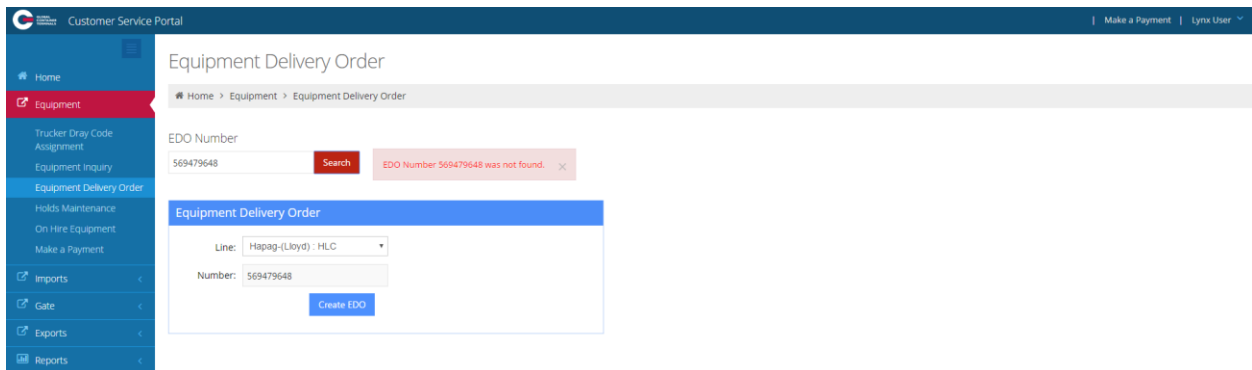
Users have the ability to create, update, and query Equipment Delivery Orders (EDOs) from this screen. Additionally, users can update EDO details, manage equipment, and reserve specific pieces of equipment against the EDO. **Please note Steamship Lines will not be able to create duplicate Equipment Delivery Order numbers.**



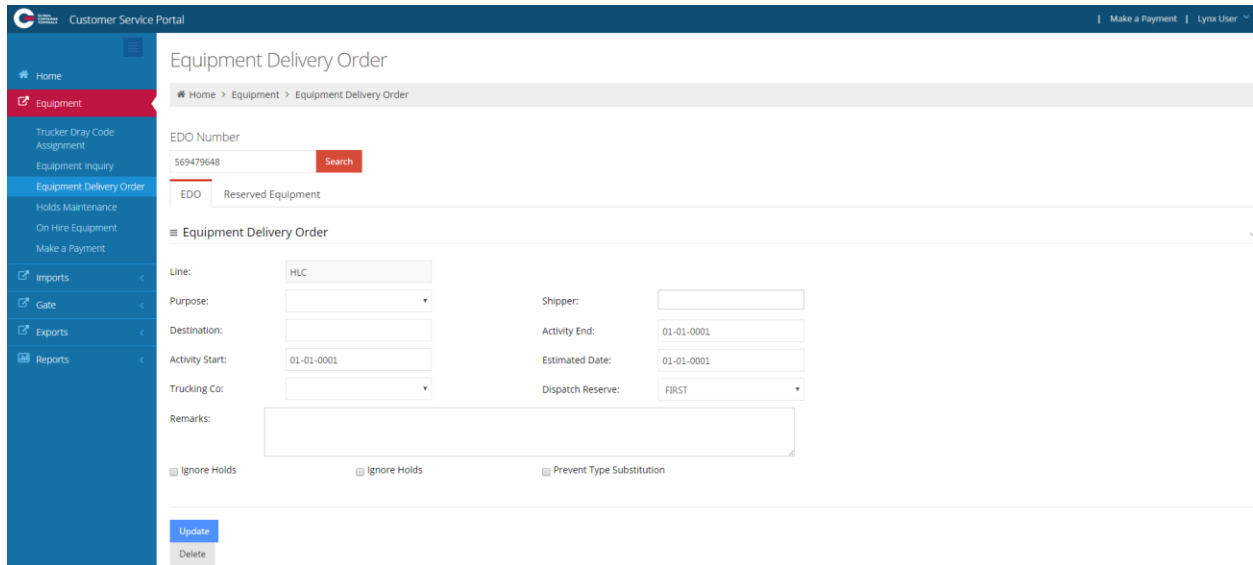
The screenshot shows the 'Equipment Delivery Order' page in the Customer Service Portal. The left sidebar contains navigation options: Home, Equipment (selected), Trucker Dray Code Assignment, Equipment Inquiry, Equipment Delivery Order, Holds Maintenance, On Hire Equipment, Make a Payment, Imports, Gate, Exports, and Reports. The main content area has a breadcrumb trail: Home > Equipment > Equipment Delivery Order. Below the breadcrumb is a search form with the label 'EDO Number', an input field containing a redacted value, and a red 'Search' button.

### Creating a New Equipment Delivery Order

1. Enter new EDO number > Search
2. Error message "EDO Number \_\_\_\_ was not found" and the Create EDO menu will appear
3. Select Create EDO



The screenshot shows the 'Equipment Delivery Order' page after a search attempt. The search input field now contains '569479648' and the red 'Search' button is active. A red error message box appears: "EDO Number 569479648 was not found." Below the search area, a blue-bordered 'Equipment Delivery Order' form is visible. It contains a 'Line' dropdown menu set to 'Hapag-(Lloyd) : HLC' and a 'Number' input field containing '569479648'. A blue 'Create EDO' button is positioned at the bottom of the form.



### Purpose

- Leave BLANK or select REPO, OFFHIRE, OFFSITE\_REPAIR, or IFT. This field is for Steamship Line record keeping only and does not affect EDO.

### Destination

- Leave BLANK or enter EDO Destination. This field is for Steamship Line record keeping only and does not affect EDO.

### Activity Start

- Update to current date to restrict when equipment can be reserved against the EDO. Please note this *does not* restrict appointments or when EDO can be picked up. This only restricts in the Terminal Operating System when equipment can be reserved against the EDO. **If the default date is not changed and left at 0001-01-01, then the EDO will not be transferred to the Terminal Operating System correctly and will be deleted automatically 5 minutes after creation.**

### Trucking Co

- Leave BLANK or enter Trucking Company. Please note this field is for internal Steamship Line record keeping only and does not affect EDO. It does not reserve the EDO to a specific trucking company.

### Shipper

- Leave BLANK or enter Shipper information. This field is for internal Steamship Line record keeping only and does not affect the EDO.

### Activity End

- Update to current date to restrict when equipment can be reserved against the EDO. Please note this *does not* restrict appointments or when EDO can be picked up. This only restricts in the Terminal Operating System when equipment can be reserved against the EDO. **If the default date is not changed and left at 0001-01-01, then the EDO will not be transferred to the Terminal Operating System correctly and will be deleted automatically 5 minutes after creation.**

#### Estimated Date

- Enter current date; this field is for internal Steamship Line record keeping only and does not affect EDO.

#### Dispatch Reserve

- Leave as Blank (Default) or;
- Select dispatch reserves FIRST or ONLY
- Please note: By selecting dispatch reserves FIRST or ONLY, deliveries at the gate will be dependent solely on the container's availability (ie, Yard Location). Charges may be applicable.

#### Ignore Holds

- Currently not a functionality with this version

#### Ignore Damages

- Currently not a functionality with this version

#### Prevent Type Substitution

- Currently not a functionality with this version

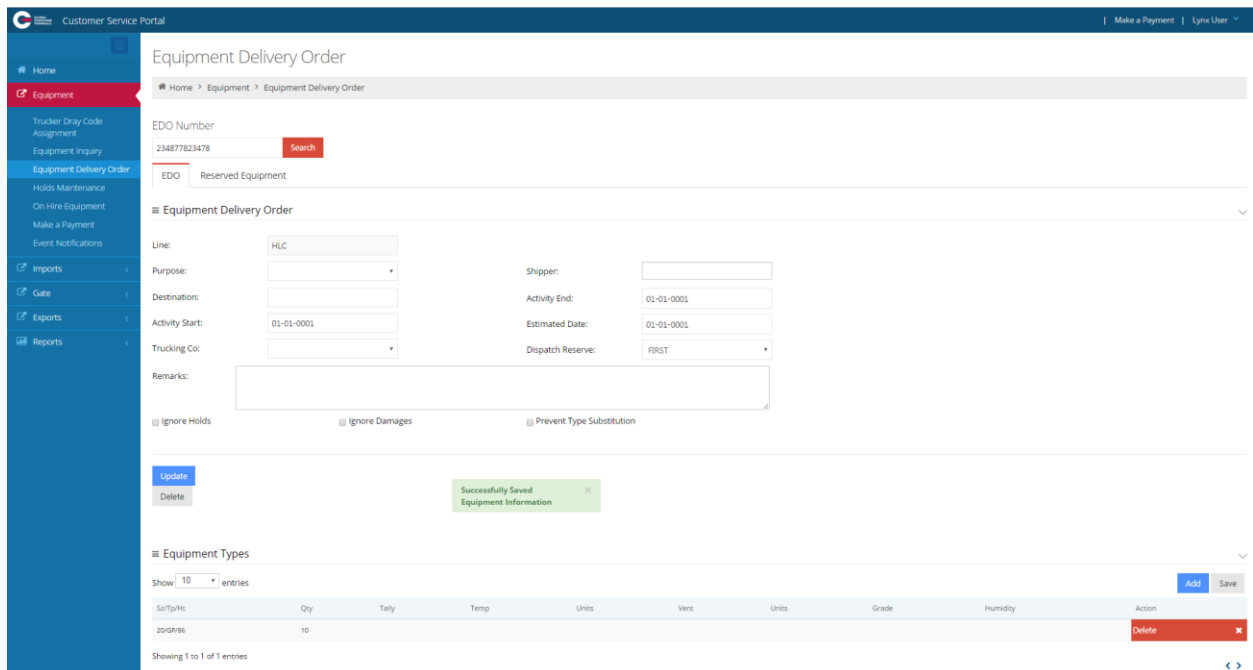


## Update Equipment Types on an EDO

Equipment > Equipment Delivery Order > Search for EDO Number > Equipment Types > Add > Select Size/Type/ Height (Sz/Tp/Ht) > Enter Quantity (Qty) > Save

Please note: Leave fields Temp, Units, Vent, Units, Grade, and Humidity blank unless a specific type of container with this description is being released on this EDO. For example; an EDO with Equipment Type Temp: 18, Units: C, Grade: Vented will *only* search for empty containers with Temp: 18, Units: C, Grade: Vented. With any of these fields entered, the terminal system will only look for empties with that specific equipment type.

To avoid any delays at the gate, please leave fields Temp, Units, Vent, Units, Grade, and Humidity blank unless the EDO is set up for reserving specific containers (ex. Hangers).



Customer Service Portal | Make a Payment | Lynx User

Equipment Delivery Order

EDO Number: 234877823478

Equipment Delivery Order

Line: HLC

Purpose: [Dropdown]

Destination: [Dropdown]

Activity Start: 01-01-0001

Trucking Co: [Dropdown]

Shipper: [Dropdown]

Activity End: 01-01-0001

Estimated Date: 01-01-0001

Dispatch Reserve: FIRST

Remarks: [Text Area]

Ignore Holds [Checkbox] Ignore Damages [Checkbox] Prevent Type Substitution [Checkbox]

Update [Button] Delete [Button]

Successfully Saved Equipment Information

Equipment Types

Show 10 entries

Sz/Tp/Ht	Qty	Tally	Temp	Units	Vent	Units	Grade	Humidity	Action
2000R8	10								Delete

Showing 1 to 1 of 1 entries

### Sz/Tp/Ht

- Please reference [Appendix I](#) for common ISO codes
- Size/Type/Height of the equipment

### Qty

- Quantity

### Tally

- Shows how many empties have been taken out of the terminal using this EDO

### Temp

- Temperature

### Units

- Fahrenheit or Celsius

## Vents

- Vent settings on the reefer

## Units

- Cubic Feet per Min
- Cubic Metres Hour
- Percentage

## Grade

- To be Pretripped
- Pretripped
- Bad Smell
- 220 Volt Only
- Over Width CPU
- Reefer with Probes
- Very Dirty
- Vented Containers
- 440 Volt Only
- Gensets Inside
- Hangers Insiders
- Off Hire

## Humidity

- Reefer's humidity setting

## Action

- Delete the Equipment Delivery Order

Equipment Types

Show 10 entries Add Save

Sz/Trp/Ht	Qty	Tally	Temp	Units	Vent	Units	Grade	Humidity	Action
20/IS/86	232	1							Delete ✕

Showing 1 to 1 of 1 entries <>

## Deleting an Equipment Delivery Order

Search for the EDO

Once populated, select the Delete Button. A pop up message will ask to confirm: Yes or No.

EDO Number

TESTDELETE

EDO Reserved Equipment

---

≡ Equipment Delivery Order

---

Line:

Purpose:

Destination:

Activity Start:

Trucking Co:

Remarks:

Ignore Hold  Prevent Type Substitution

Shipper:

Activity End:

Estimated Date:

Dispatch Reserve:

CONFIRM

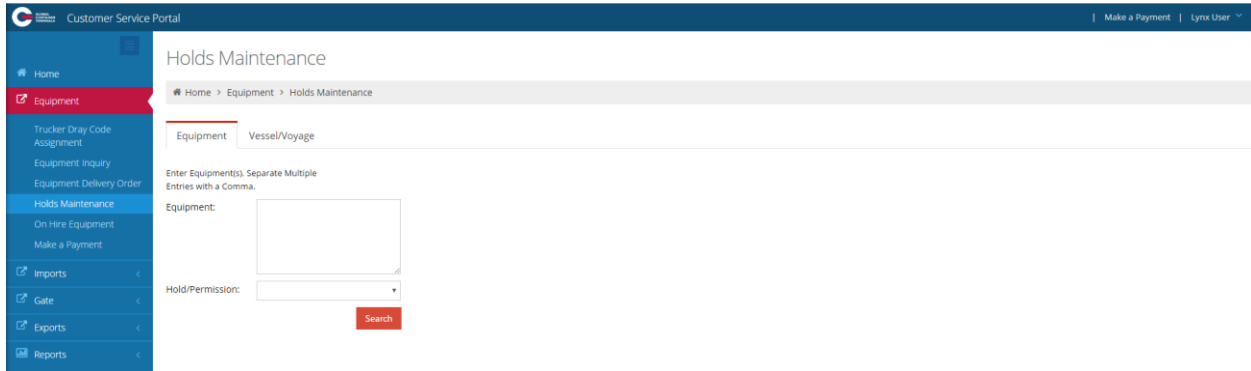
Are you sure you want to delete this EDO?

Select 'Yes' to Delete. The Screen will return a clear state.

Select 'No' to return to the EDO.

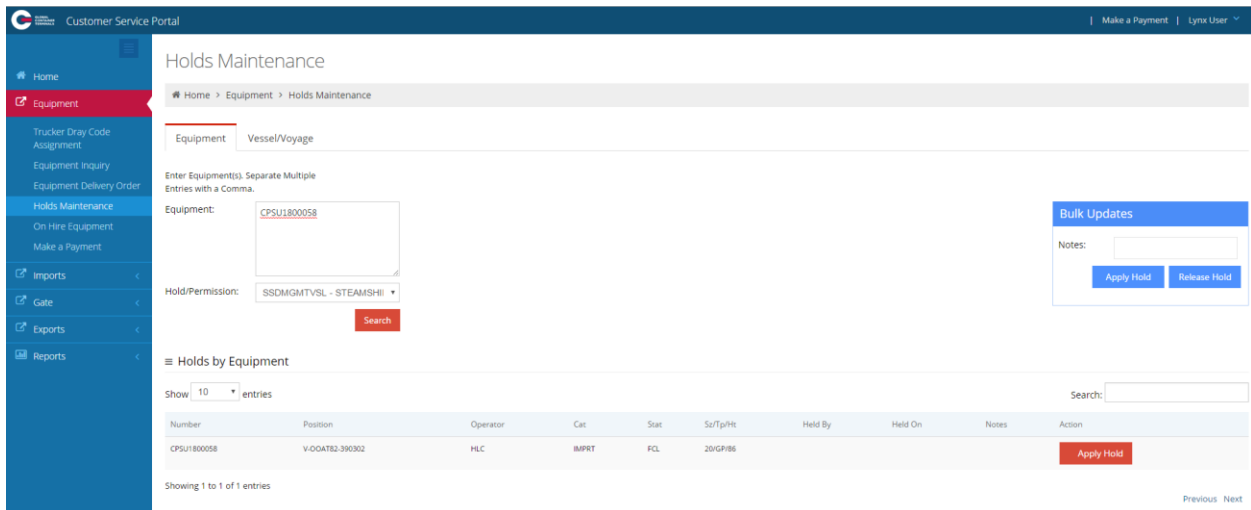
## Holds Maintenance

Users have the ability to add holds, release holds, and grant permissions to specific units from the Holds Maintenance screen. Users simply enter the container number and a specific hold/permission. Based on the hold records against the unit, the user will be provided with an available action and general container details.



## Update Holds per Equipment number

Equipment > Holds Maintenance > Equipment > Enter Equipment(s). Separate Multiple Entries with a Comma > Select Hold/Permission > Search > Enter Note > Apply / Remove Hold > Prompt will appear “Are you sure you want to Apply / Release Hold for container...” > OK



Customer Service Portal | Make a Payment | Lynx User

Home > Equipment > Holds Maintenance

Equipment Vessel/Voyage

Enter Equipment(s). Separate Multiple Entries with a Comma.

Equipment: CPSU1800058

Hold/Permission: SSDMGMTVSL - STEAMSHII

Search

Successfully Saved Hold and Notes Information for Container:CPSU1800058

Bulk Updates

Notes:

Apply Hold Release Hold

Holds by Equipment

Show 10 entries Search:

Number	Position	Operator	Cat	Stat	Sz/Tp/Ht	Held By	Held On	Notes	Action
CPSU1800058	V-DOAT82-390302	HLC	IMPRT	FCL	20/GP/86			Damage for Vessel	

Showing 1 to 1 of 1 entries Previous Next

Customer Service Portal | Make a Payment | Lynx User

Home > Equipment > Holds Maintenance

Equipment Vessel/Voyage

Enter Equipment(s). Separate Multiple Entries with a Comma.

Equipment: CPSU1800058

Hold/Permission: SSDMGMTVSL - STEAMSHII

Search

Bulk Updates

Notes:

Apply Hold Release Hold

Holds by Equipment

Show 10 entries Search:

Number	Position	Operator	Cat	Stat	Sz/Tp/Ht	Held By	Held On	Notes	Action
CPSU1800058	V-DOAT82-390302	HLC	IMPRT	FCL	20/GP/86	L_HLCTES/lynx	2016-06-02 10:53:29 AM	Damage for Vessel	Release Hold

Showing 1 to 1 of 1 entries Previous Next

## Update Holds per Vessel/Voyage

Equipment > Holds Maintenance > Vessel/Voyage > Direction: Inbound / Outbound > Enter Vessel > Enter Voyage > Enter Hold / Permission to update > Search > Enter Note > Apply / Remove Hold > Prompt will appear "Are you sure you want to Apply / Release Hold for container..." > OK

Customer Service Portal | Make a Payment | Lynx User

### Holds Maintenance

Home > Equipment > Holds Maintenance

Equipment: **Vessel/Voyage**

Select Equipment by Vessel/Voyage

Direction:  Inbound  Outbound

Vessel:

Voyage:

Hold/Permission:

Customer Service Portal | Make a Payment | Lynx User

### Holds Maintenance

Home > Equipment > Holds Maintenance

Equipment: **Vessel/Voyage**

Select Equipment by Vessel/Voyage

Direction:  Inbound  Outbound

Vessel:

Voyage:

Hold/Permission:

**Bulk Updates**

Notes:

#### Holds by Vessel/Voyage

Show  entries

Number	Position	Operator	Cat	Stat	Sz/tp/Ht	Held By	Held On	Notes	Action
NFGU8874321	Y-DLT-0888A1	HLC	EXPT	FCL	40/GP/96				<input type="button" value="Apply Hold"/>
BMOU3015829	Y-DLT-1250B1	HLC	EXPT	FCL	40/GP/86				<input type="button" value="Apply Hold"/>
NFGU4541002	Y-DLT-8106D1	HLC	EXPT	FCL	40/RE/96				<input type="button" value="Apply Hold"/>
NFGU4541102	Y-DLT-8106D2	HLC	EXPT	FCL	40/RE/96				<input type="button" value="Apply Hold"/>
NFGU4542110	R-DTTN654763-AT1	HLC	EXPT	FCL	40/RE/96				<input type="button" value="Apply Hold"/>
NFGU4542105	R-DTTN654763-AB1	HLC	EXPT	FCL	40/RE/96				<input type="button" value="Apply Hold"/>

Showing 1 to 6 of 6 entries

[Previous](#) [Next](#)

## Update Bill of Lading Steamship Line Holds

Equipment > Holds Maintenance > Bill of Lading tab > Enter Bill of Lading number, Separate Multiple Entries with a Comma > Hold/Permission: LINE RELEASE – SS Line Release BL > Apply Hold – To Apply Line Hold on the Bill of Lading > Release Hold – To Release Line Hold on the Bill of Lading

Customer Service Portal | Make a Payment | Lynx User

Home > Equipment > Holds Maintenance

Equipment Vessel/Voyage **Bill Of Lading**

Enter Bill #, Separate Multiple Entries with a Comma.

Bill Number:

Hold/Permission:

Search

Customer Service Portal | Make a Payment | Lynx User

Home > Equipment > Holds Maintenance

Equipment Vessel/Voyage **Bill Of Lading**

Enter Bill #, Separate Multiple Entries with a Comma.

Bill Number:

Hold/Permission:

Search

**Bulk Updates**

Notes:

Apply Hold Release Hold

**Holds**

Show: 10 entries Search:

Bill	Operator	Vessel	Held By	Held On	Notes	Action
HKG1607AQNL6	HLC	ALHA19				Apply Hold
HKG1607AQF20	HLC	ZDj50			Applied by DM	Apply Hold
HKG1607AQSD5	HLC	ALHA19				Apply Hold
HKG1607AQSF7	HLC	ALHA19				Apply Hold
HKG1607AQWX2	HLC	ZDj50			Applied by DM	Apply Hold
HKG1607AQYB1	HLC	ZDj50			Applied by DM	Apply Hold

## Update Holds using Bulk Updates

This will bulk update all of the applicable containers that appear in the Holds by Equipment list.

Equipment > Holds Maintenance > Equipment or Vessel/Voyage > Enter Container(s) or Select Vessel > Bulk Updates > Enter Notes > Apply Hold or Release Hold > Yes

Customer Service Portal | Make a Payment | Lynx User

Home > Equipment > Holds Maintenance

Equipment | Vessel/Voyage

Enter Equipment(s). Separate Multiple Entries with a Comma.

Equipment: CPSU1800058, AMFU8747779

Hold/Permission: SSDMGMTVSL - STEAMSHII

Search

Showing 1 to 2 of 2 entries

Number	Position	Operator	Cat	Stat	Sz/Tp/Rt	Held By	Held On	Notes	Action
CPSU1800058	V-ODAT82-390302	HLC	IMPRT	FCL	20/GP/86				Apply Hold
AMFU8747779	R-DITM652412-AT1	HLC	EXPRT	FCL	40/GP/96				Apply Hold

Showing 1 to 2 of 2 entries

Previous Next

Bulk Updates

Notes:

Apply Hold Release Hold

CONFIRM

Are you sure you want to Apply Hold for all of the applicable containers ?

Yes No

Customer Service Portal | Make a Payment | Lynx User

Home > Equipment > Holds Maintenance

Equipment | Vessel/Voyage

Enter Equipment(s). Separate Multiple Entries with a Comma.

Equipment: CPSU1800058, AMFU8747779

Hold/Permission: SSDMGMTVSL - STEAMSHII

Search

Showing 1 to 2 of 2 entries

Successfully Saved Hold and Notes Information for Container:undefined

Showing 1 to 2 of 2 entries

Number	Position	Operator	Cat	Stat	Sz/Tp/Rt	Held By	Held On	Notes	Action
CPSU1800058	V-ODAT82-390302	HLC	IMPRT	FCL	20/GP/86	L_HLCTES/lynx	2016-06-02 3:18:19 PM	Test 06/02	Release Hold
AMFU8747779	R-DITM652412-AT1	HLC	EXPRT	FCL	40/GP/96	L_HLCTES/lynx	2016-06-02 3:18:20 PM	Test 06/02	Release Hold

Showing 1 to 2 of 2 entries

Previous Next



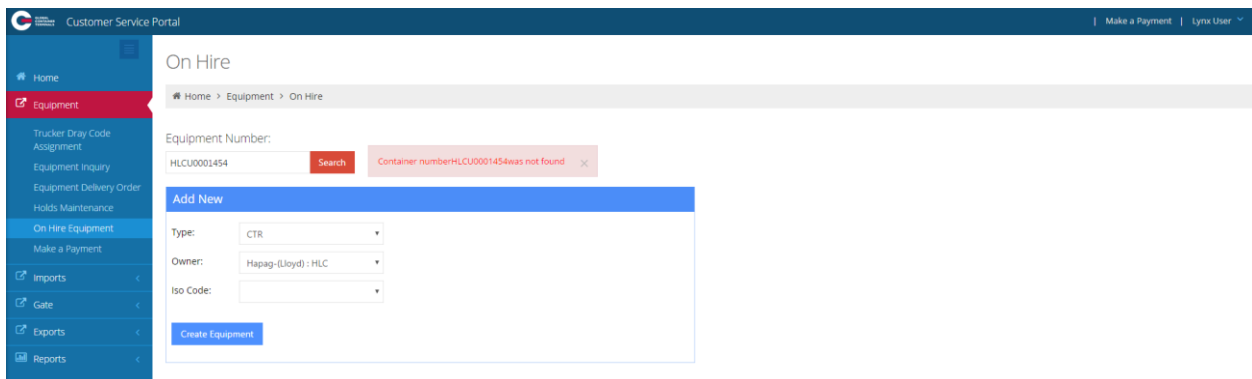
## On Hire Equipment

From this screen, users have the ability to create container reference records. Additionally, users have the ability to update existing equipment records to reflect updated owner, ISO code, or weight information.

### Creating a New Container

This step is for containers that are not in the GCT Deltaport terminal operating system.

Equipment > On Hire Equipment > Enter Equipment Number > Search > Message  
 “Container number \_\_\_\_\_ was not found” > Add new > Enter Type, Owner, and ISO Code >  
 Create Equipment



Customer Service Portal | Make a Payment | Lynx User

Home

Equipment

- Trucker Dray Code Assignment
- Equipment Inquiry
- Equipment Delivery Order
- Holds Maintenance
- On Hire Equipment**
- Make a Payment
- Imports
- Gate
- Exports
- Reports

On Hire

Home > Equipment > On Hire

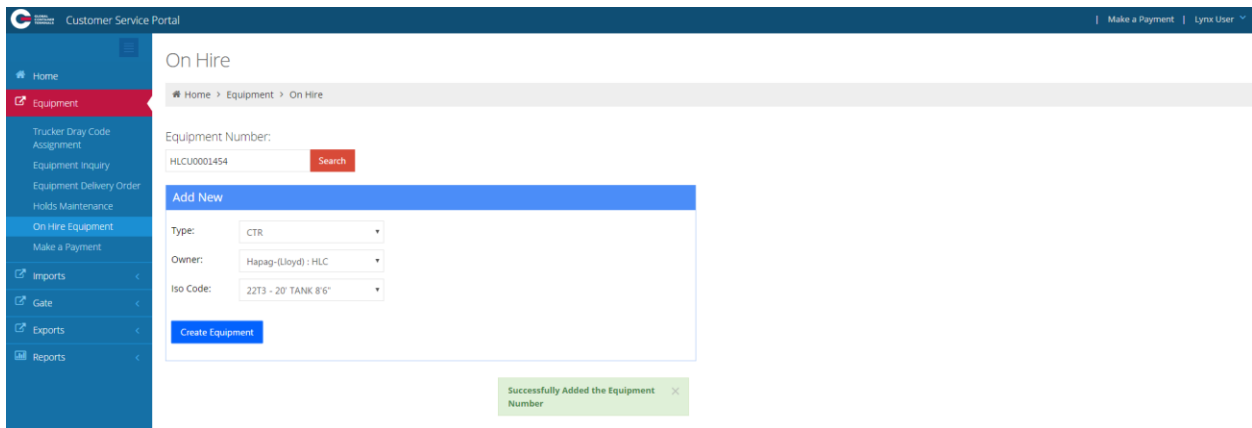
Equipment Number:  
 HLCU0001454  Container number HLCU0001454 was not found

Add New

Type: CTR

Owner: Hapag-(Lloyd) : HLC

ISO Code:



Customer Service Portal | Make a Payment | Lynx User

Home

Equipment

- Trucker Dray Code Assignment
- Equipment Inquiry
- Equipment Delivery Order
- Holds Maintenance
- On Hire Equipment**
- Make a Payment
- Imports
- Gate
- Exports
- Reports

On Hire

Home > Equipment > On Hire

Equipment Number:  
 HLCU0001454

Add New

Type: CTR

Owner: Hapag-(Lloyd) : HLC

ISO Code: 22T3 - 20' TANK 8'6"

Successfully Added the Equipment Number

Customer Service Portal | Make a Payment | Lynx User

Home > Equipment > On Hire

Equipment Number:  
HLCU0001454

Type:	CTR
Owner:	Hapag-(Lloyd) : HLC
Iso Code:	22T3 - 20' TANK 8'6"
Sz/Tp/Ht:	20TD86
Safe Weight	24000.0 KG
Tare Weight	1900.0 KG

## On-hiring a Container

Equipment > On Hire Equipment > Enter Equipment Number > Search > Change Owner > Submit

Customer Service Portal | Make a Payment | Lynx User

Home > Equipment > On Hire

Equipment Number:  
FCU4895917

Customer Service Portal | Make a Payment | Lynx User

Home > Equipment > On Hire

Equipment Number:  
FCU4895917

Type:	CTR
Owner:	Hapag-(Lloyd) : HLC
Iso Code:	22G1 - 20' DRY 8'6"
Sz/Tp/Ht:	20GP86
Safe Weight	24000.0 KG
Tare Weight	1900.0 KG

## VGM Update

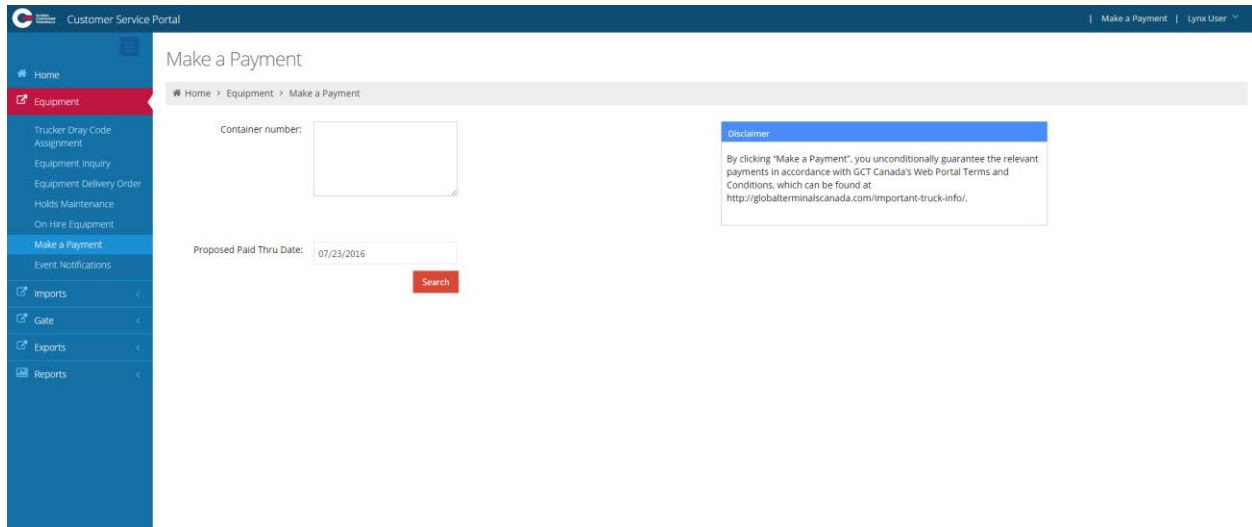
Similar to other screens throughout Lynx, users will have the option to query single or multiple container records. Upon entering the container number(s), the user will press the Search button which will perform a query of the Terminal Operating System (TOS). If the container number exists in the TOS, then the container's Verified Gross Weight (VGM) and its associated units of measure will be returned to the user. If the container does not exist in the TOS (no unit facility visit in N4), then the container record will display on the screen with blank values for the Verified Gross Weight and units.

Number	Weight	Unit of Measure
GATU8796188		KG
HLBU1328766		KG
HLXU5035845		KG
HLXU5155898	29800.0	KG
HLXU5401564	29800.0	KG
HLXU8575256	29800.0	KG
SEGU5684461	29800.0	KG
TCLU4764303	29800.0	KG
TCKU7687846	29600.0	KG
TCKU7733936		KG

## Make a Payment

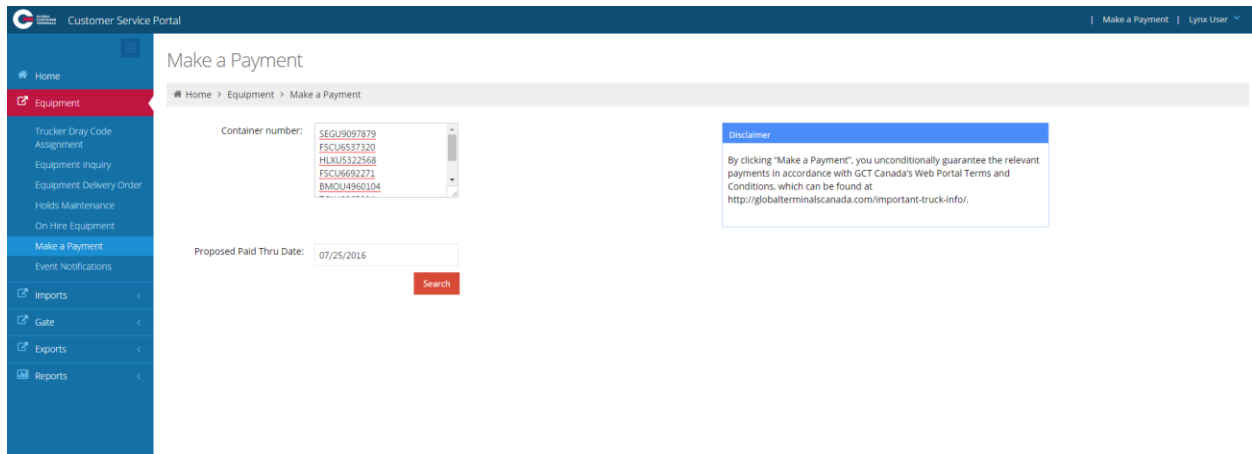
Users have the ability to pay for demurrage in this screen. Users can enter in the date they would like to pick up a container, and can pay outstanding storages charges for that date.

Please note: By clicking “Make a Payment,” you unconditionally guarantee the relevant payments in accordance with GCT Canada’s Web Portal Terms and Conditions, which can be found at <http://globalterminalscanada.com/important-truck-info/>



To Make a Payment:

Equipment > Make a Payment > Enter Container Number(s). Separate Multiple Entries with a Comma > Enter Proposed Paid Thru Date > Search



Show  entries Search:

Number	Proposed Paid Thru Date	B/L	Location	Current PTD	LFD	GTD	Vessel	Voyage	Total of Selected		
<b>TGHU9504669</b>	<input type="text" value="06/23/2016"/>	CNML225364+	Y-DLT-K078L2		2016-06-04		CAME	1425	\$0	<input type="button" value="✕ Remove"/>	
Fee	From Date	To Date	Description	Quantity Billed	Amount						
<input type="checkbox"/>	STORAGE	2016-06-05	2016-06-09	day 1-5	5.0	\$1,760.00					
<input type="checkbox"/>	STORAGE	2016-06-10	2016-06-14	day 6-10	5.0	\$2,336.00					
<input type="checkbox"/>	STORAGE	2016-06-15	2016-06-23	day 10+	9.0	\$5,161.50					

Showing 1 to 1 of 1 entries Previous Next

Total Charges:

The user can select one or all of the charges, noting all charges must be protected prior to container pick-up.

### Select Payment Type > Guarantee Payment to guarantee charges

#### Fee Payment

Home > Equipment > Payments

Number	Proposed Paid Thru Date	B/L	Location	Current PTD	LFD	GTD	Vessel	Voyage	Total of Selected	
<b>TGHU9504669</b>	2016-06-23	CNML225364+	Y-DLT-K078L2		2016-06-04		CAME	1425	\$9,257.50	
Fee	From Date	To Date	Description	Quantity Billed	Amount					
STORAGE	2016-06-15	2016-06-23	day 10+	9.0	\$5,161.50	<input type="button" value="✕ Remove"/>				
STORAGE	2016-06-05	2016-06-09	day 1-5	5.0	\$1,760.00	<input type="button" value="✕ Remove"/>				
STORAGE	2016-06-10	2016-06-14	day 6-10	5.0	\$2,336.00	<input type="button" value="✕ Remove"/>				

Payment Type:

Charges Owed:

Once selected, the Payment Information user credentials will appear:

Payment Type:

**Payment Information**

Organization Name:	<input type="text" value="ACME Trucking"/>
First Name:	<input type="text" value="John"/>
Last Name:	<input type="text" value="Acme"/>



# To confirm payment, select "Guarantee Payment"

## Payment Confirmation

Home > Equipment > Payments & Guarantees

Payment Confirmation - Your payment has been successfully submitted.

Print

**GCT Canada Head Office**  
1285 Franklin Street  
Vancouver, BC V6A 1J9, Canada  
Tel: 1(604) 267-5200  
Fax: 1(604) 267-5212



**Payee:**  
John Acme

**Payment Type:** Guarantee  
**Organization:** ACME Trucking

Number	B/L	Location	LFD	PTD	GTD	Vessel	Voyage	Charges Paid	Ref Id
TGHU9504669	CNML225364+	Y-DLT4078L2	2016-06-04			CAME	1425	\$19,667.00	48039612195
Fee	From Date	To Date	Description			Quantity Billed	Amount		
STORAGE	2016-06-05	2016-06-09	Day(s) 1-5			5.0	\$1,295.00		
STORAGE	2016-06-10	2016-06-14	Day(s) 6-10			5.0	\$1,882.00		
STORAGE	2016-06-15	2016-07-18	Day(s) +10			34.0	\$16,490.00		
<b>Total Charges:</b>								<b>\$19,667.00</b>	

At this stage, users have the ability to print the confirmation. A summary of details for all Guaranteed Payments are listed under Payment History.

PTD – Paid Through Date

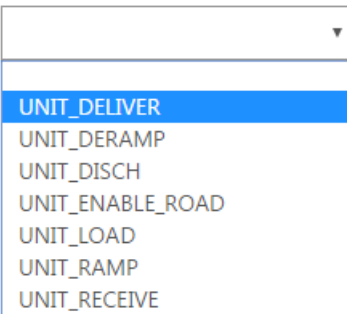
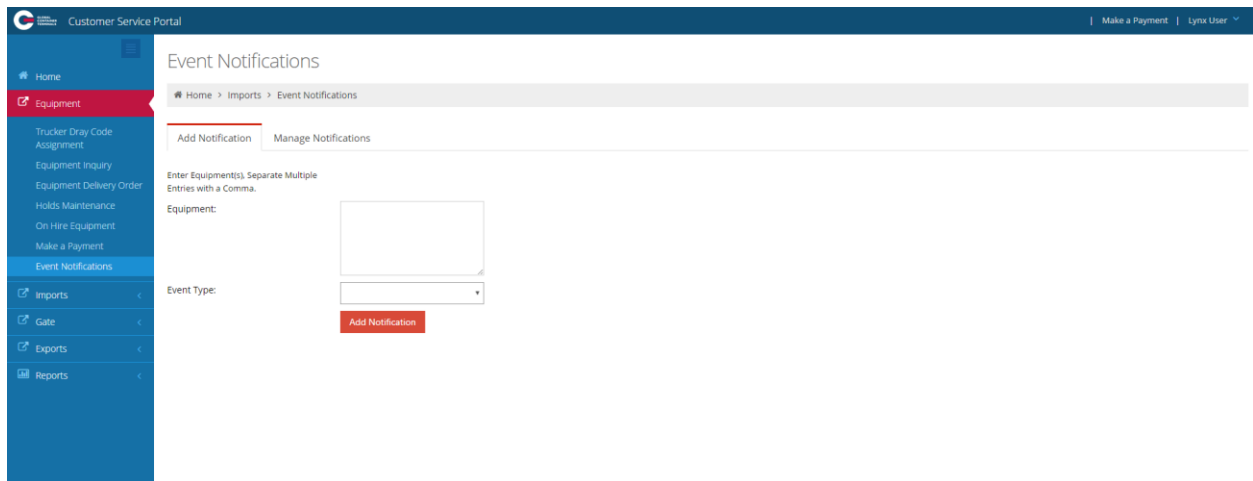
GTD –Guarantee Through Date

## Event Notifications

This screen allows users to set up email notifications based on container movement.

To be able to receive the Event Notifications, please ensure the user has opted in on emails.

Lynx User > Edit Account > Ensure Email Opt In is Checked > Save



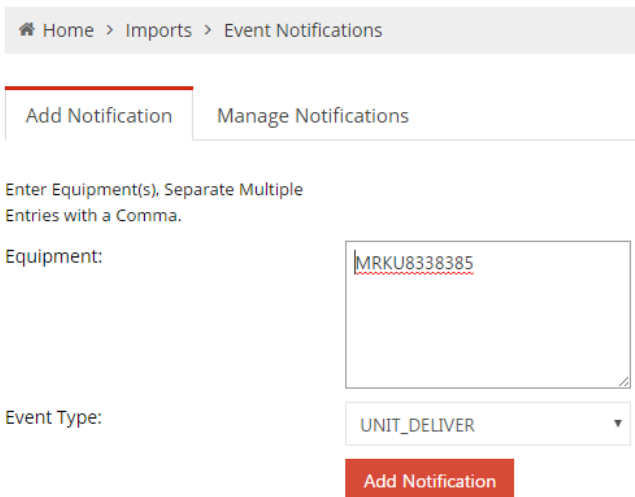
The 7 Event Notifications available are:

- **Unit Deliver:** Unit has been picked up by a truck
- **Unit Deramp:** Unit has been unloaded from a railcar
- **Unit Disch:** Unit has been discharged from a vessel
- **Unit Enable Road:** Unit has become available for pick-up via truck or loading to railcar/vessel
- **Unit Load:** Unit has been loaded to a vessel
- **Unit Ramp:** Unit has been loaded to a railcar
- **Unit Receive:** Unit has arrived via truck and placed in the yard

## Unit Deliver

To receive a notification for a container that will be picked up by truck, add a Unit Deliver notification.

### Event Notifications



Home > Imports > Event Notifications

Add Notification Manage Notifications

Enter Equipment(s), Separate Multiple Entries with a Comma.

Equipment:

Event Type:

Add Notification

User will receive an email once that container has been loaded to a truck and is on its way out of Deltaport.



## Unit Event Notification



noreply@globalterminals.com  
Today 12:30 PM  
You ▾

## Unit Event Notification

GCT Vancouver  
1285 Franklin Street  
Vancouver, BC V6A 1J9  
Tel: +1 (604) 267-5200

Fax: +1 (604) 267-5212

Unit	Event	Date/Time
MRKU8338385	UNIT_DELIVER	2016-07-24 12:26:56.683

## Unit Deramp

To receive a notification for a container that will be unloaded from a railcar that is arriving at GCT Deltaport, add a Unit Deramp notification.

## Event Notifications

Home > Imports > Event Notifications

Add Notification

Manage Notifications

Enter Equipment(s), Separate Multiple  
Entries with a Comma.

Equipment:

FSCU9779570

Event Type:

UNIT\_DERAMP ▾

Add Notification

User will receive an email once that container has been taken off the railcar and is placed in the yard at GCT Deltaport.

# Unit Event Notification

GCT Vancouver  
1285 Franklin Street  
Vancouver, BC V6A 1J9  
Tel: +1 (604) 267-5200  
Fax: +1 (604) 267-5212

Unit	Event	Date/Time
FSCU9779570	UNIT_DERAMP	2016-07-20 14:26:47.869

## Unit Disch

To receive a notification for a container that will be discharged from a vessel arriving at GCT Deltaport, add a Unit Disch notification.

## Event Notifications

Home > Imports > Event Notifications

Add Notification

Manage Notifications

Enter Equipment(s), Separate Multiple  
Entries with a Comma.

Equipment:

CXDU1571746

Event Type:

UNIT\_DISCH

Add Notification

User will receive an email once that container has been discharged from the vessel and is placed in the yard at GCT Deltaport.

# Unit Event Notification



noreply@globalterminals.com

Sat 07-23

You ↕

## Unit Event Notification

GCT Vancouver  
1285 Franklin Street  
Vancouver, BC V6A 1J9  
Tel: +1 (604) 267-5200  
  
Fax: +1 (604) 267-5212

Unit	Event	Date/Time
CXDU1571746	UNIT_DISCH	2016-07-23 11:42:11.98

### Unit Enable Road

To receive a notification for a container once it becomes available for pick up, add a Unit Enable Road notification. This event notification can be used for: containers that are still on hold, containers that have not been discharged from a vessel or any scenario where a container is being held back from loading to vessel/rail or being trucked out.

### Event Notifications

Home > Imports > Event Notifications

Add Notification

Manage Notifications

Enter Equipment(s). Separate Multiple Entries with a Comma.

Equipment:

IPXU3566028

Event Type:

UNIT\_ENABLE\_ROAD

Add Notification

User will receive an email once that container becomes available

## Unit Event Notification



noreply@globalterminals.com

Sat 07-23

You 

## Unit Event Notification

GCT Vancouver  
1285 Franklin Street  
Vancouver, BC V6A 1J9  
Tel: +1 (604) 267-5200


Fax: +1 (604) 267-5212

Unit	Event	Date/Time
IPXU3566028	UNIT_ENABLE_ROAD	2016-07-23 11:11:19.065

### Unit Load

To receive a notification for a container that will be loaded to a vessel that is set to depart from GCT Deltaport, add a Unit Load notification.

## Event Notifications

 Home > Imports > Event Notifications

Add Notification

Manage Notifications

Enter Equipment(s), Separate Multiple  
Entries with a Comma.

Equipment:

Event Type:

UNIT\_LOAD 

Add Notification



User will receive an email once that container has been loaded to a vessel.

## Unit Event Notification



noreply@globalterminals.com

Sat 07-23

You ↕

## Unit Event Notification

GCT Vancouver  
1285 Franklin Street  
Vancouver, BC V6A 1J9  
Tel: +1 (604) 267-5200

Fax: +1 (604) 267-5212

Unit	Event	Date/Time
TRHU2310679	UNIT_LOAD	2016-07-23 11:31:06.959

## Unit Ramp

To receive a notification for a container that will be loaded to a railcar that is set to depart from GCT Deltaport, add a Unit Ramp notification.

### Event Notifications

Home > Imports > Event Notifications

Add Notification

Manage Notifications

Enter Equipment(s), Separate Multiple Entries with a Comma.

Equipment:

GLDU7665077

Event Type:

UNIT\_RAMP

Add Notification

User will receive an email once that container has been loaded to a railcar.

## Unit Event Notification

GCT Vancouver  
 1285 Franklin Street  
 Vancouver, BC V6A 1J9  
 Tel: +1 (604) 267-5200  
 Fax: +1 (604) 267-5212

Unit	Event	Date/Time
GLDU7665077	UNIT_RAMP	2016-07-22 14:40:32.976

## Unit Receive

To receive a notification for a container that will arrive at GCT Deltaport via truck, add a Unit Receive notification.

### Event Notifications

Home > Imports > Event Notifications

Add Notification    Manage Notifications


Enter Equipment(s), Separate Multiple Entries with a Comma.

Equipment:

Event Type:

User will receive an email once that container has been processed through the in-gate and is placed in the yard at GCT Deltaport.

### Unit Event Notification



### Unit Event Notification

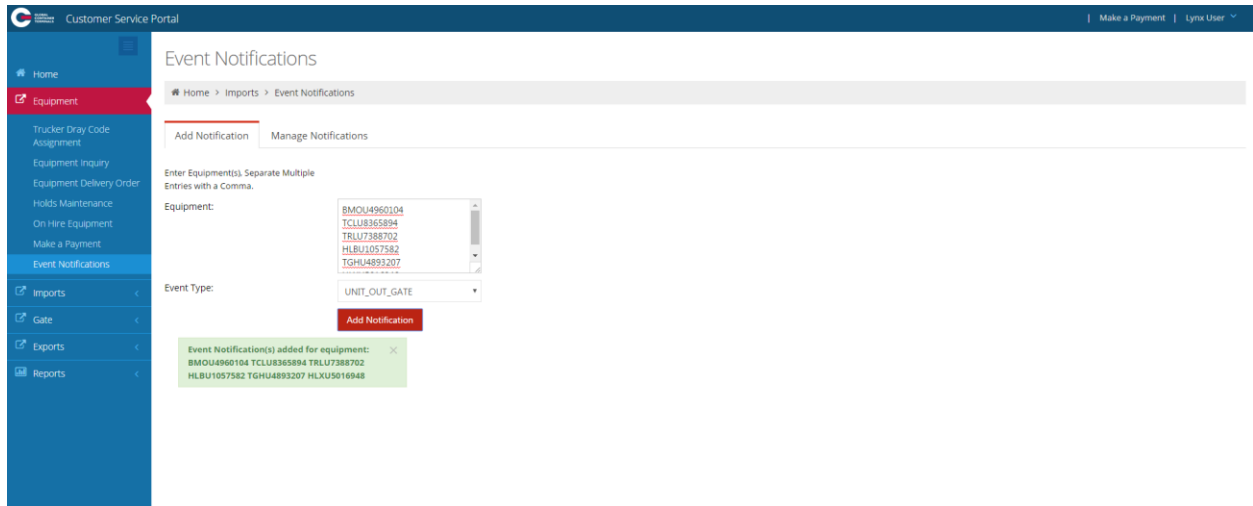
GCT Vancouver  
 1285 Franklin Street  
 Vancouver, BC V6A 1J9  
 Tel: +1 (604) 267-5200

Fax: +1 (604) 267-5212

Unit	Event	Date/Time
MOFU6856789	UNIT_RECEIVE	2016-07-12 13:57:02.371

## Set Up a Container for Multiple Event Notifications

Equipment > Event Notifications > Add Notification tab > Enter Equipment(s), Separate Multiple Entries with a Comma > Select Event Type > Add Notification

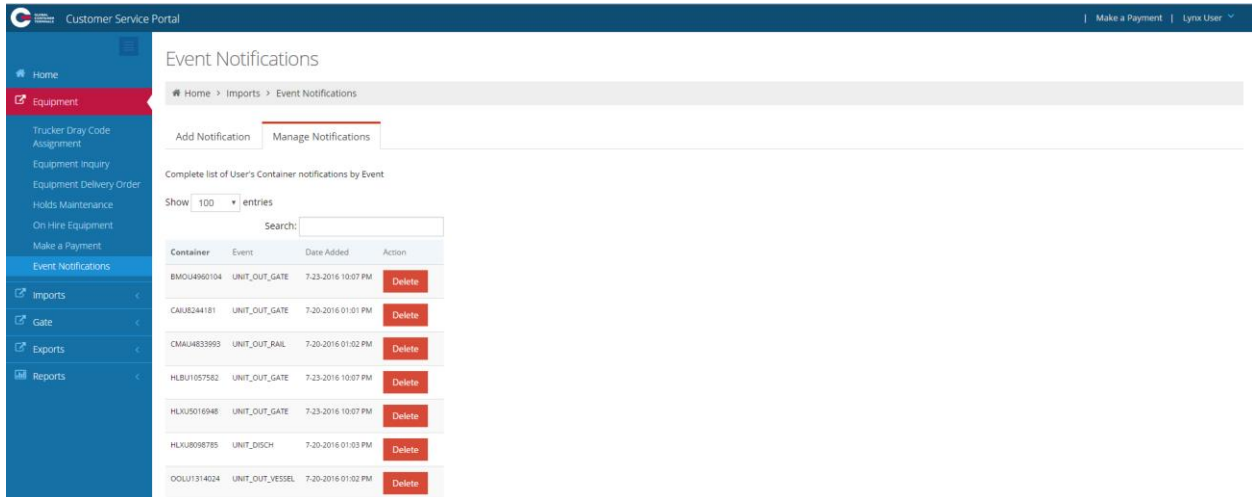




## Manage Event Notifications

To view or delete created Event Notifications:

Equipment > Event Notifications > Manage Notifications tab > Search: Container Number > Action > Delete



Customer Service Portal | Make a Payment | Lynx User

Home > Imports > Event Notifications

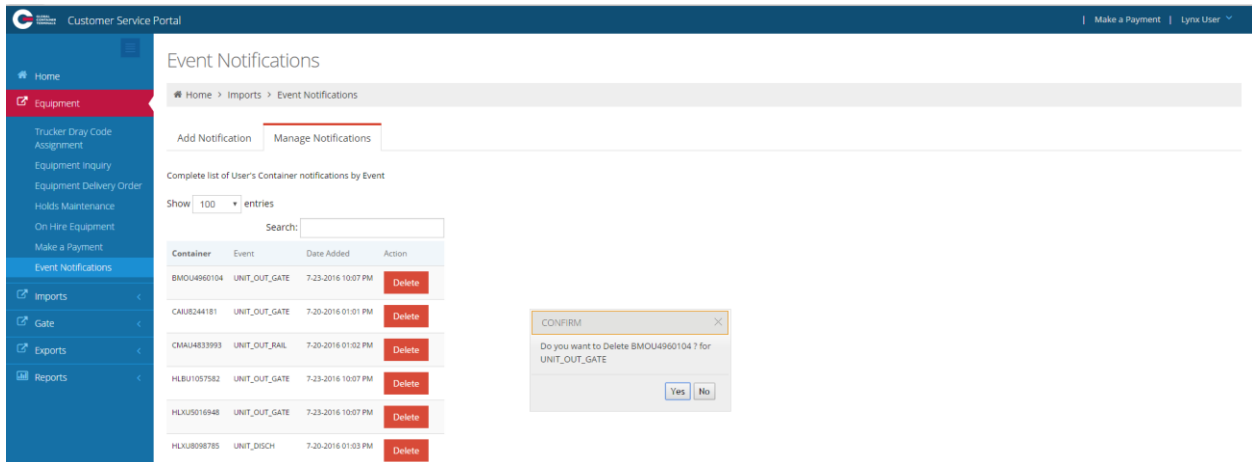
Add Notification | Manage Notifications

Complete list of User's Container notifications by Event

Show 100 entries

Search:

Container	Event	Date Added	Action
BMOU4960104	UNIT_OUT_GATE	7-23-2016 10:07 PM	Delete
CAUS244181	UNIT_OUT_GATE	7-20-2016 01:01 PM	Delete
CMAU4833993	UNIT_OUT_RAIL	7-20-2016 01:02 PM	Delete
HLBU1057582	UNIT_OUT_GATE	7-23-2016 10:07 PM	Delete
HLXU5016948	UNIT_OUT_GATE	7-23-2016 10:07 PM	Delete
HLXU8098785	UNIT_DISCH	7-20-2016 01:03 PM	Delete
OOLU1314024	UNIT_OUT_VESSEL	7-20-2016 01:02 PM	Delete



Customer Service Portal | Make a Payment | Lynx User

Home > Imports > Event Notifications

Add Notification | Manage Notifications

Complete list of User's Container notifications by Event

Show 100 entries

Search:

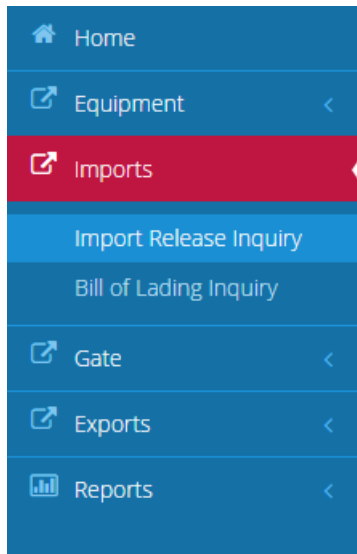
Container	Event	Date Added	Action
BMOU4960104	UNIT_OUT_GATE	7-23-2016 10:07 PM	Delete
CAUS244181	UNIT_OUT_GATE	7-20-2016 01:01 PM	Delete
CMAU4833993	UNIT_OUT_RAIL	7-20-2016 01:02 PM	Delete
HLBU1057582	UNIT_OUT_GATE	7-23-2016 10:07 PM	Delete
HLXU5016948	UNIT_OUT_GATE	7-23-2016 10:07 PM	Delete
HLXU8098785	UNIT_DISCH	7-20-2016 01:03 PM	Delete

CONFIRM

Do you want to Delete BMOU4960104 ? for UNIT\_OUT\_GATE

Yes No

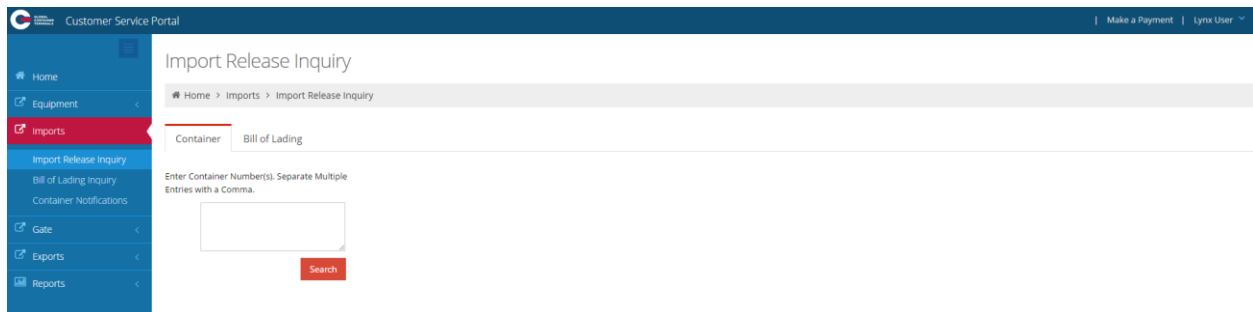
## Imports



### Release Inquiry

This screen allows users to check container availability by container number or the bill of lading number. Lynx will return general container details, a list of outstanding holds, and a Yes/No availability check.

For Containers or Bill of Ladings that populate the list that are not available for pick-up, a Notify Me button will appear on the right-hand side. To view/manage/delete these notifications, please go to Imports > Container Notifications



## Search by Container

Imports > Import Release Inquiry > Container > Enter Container Number(s). Separate Multiple Entries with a Comma > Search

Customer Service Portal | Make a Payment | Lynx User

### Import Release Inquiry

Home > Imports > Import Release Inquiry

Container | Bill of Lading

Enter Container Number(s). Separate Multiple Entries with a Comma.

HLXU1126680  
HLXU1317780  
DRYU2086942

Search

Show 10 entries

Search:

Available	Number	B/L	Line	Holds	Customs	Line Status	Position	LFD	PTD	GTD	Vessel	Trucker
NO	<a href="#">HLXU1126680</a>	TA11602ATMM2	HLC	LINE RELEASE	RELEASED	RELEASED	Y-DLT-M055G1	5-11-2016			BPEX	Notify Me
NO	<a href="#">HLXU1317780</a>	TA11602ATMM2	HLC	LINE RELEASE	RELEASED	RELEASED	Y-DLT-M049D1	5-11-2016			BPEX	Notify Me
NO	<a href="#">DRYU2086942</a>	TA11602ATMM2	HLC	LINE RELEASE	RELEASED	RELEASED	Y-DLT-M049E1	5-11-2016			BPEX	Notify Me
NO	<a href="#">HLXU1166410</a>	TA11602ATMM2	HLC	LINE RELEASE	RELEASED	RELEASED	Y-DLT-M011C1	5-11-2016			BPEX	Notify Me
NO	<a href="#">FCU3576788</a>	TA11602ATMM2	HLC	LINE RELEASE	RELEASED	RELEASED	Y-DLT-M011D1	5-11-2016			BPEX	Notify Me
NO	<a href="#">HLXU3522994</a>	SHA1604FYARB	HLC	LINE RELEASE, CUSTOMS RELEASE	HOLD	RELEASED	Y-DLT-Q087G1	5-11-2016			BPEX	Notify Me

## Search by Bill of Lading

Imports > Import Release Inquiry > Container > Enter Bill of Lading(s). Separate Multiple Entries with a Comma > Search

Available	Number	B/L	Line	Holds	Customs	Line Status	Position	LFD	PTD	GTD	Vessel	Trucker
YES	HLXU6292010	AM2160351808	HLC		RELEASED	RELEASED	V-DLT-L404D1	6-3-2016			ODAT	CADR-CANADA DRAYAGE INC.
NO	HLXU1506132	ALH1603007755	HLC	CUSTOMS RELEASE	HOLD	RELEASED	V-KYEX83-551308				KYEX	Notify Me
NO	AMFU1102890	BKK160301706	HLC		RELEASED	RELEASED	V-OOAT82-030414	6-3-2016			ODAT	Notify Me
YES	TINU0047380	BKK160316834	HLC		RELEASED	RELEASED	V-DLT-H104K5	6-3-2016			ODAT	
YES	HLXU3390297	BKK160316834	HLC		RELEASED	RELEASED	V-DLT-H104K3	6-3-2016			ODAT	

## Bill of Lading Inquiry

This screen allows users to view bill of lading details. By querying a specific bill of lading number, users can see all bill of lading routing details, piece count details, and associated containers. Users can expand or collapse these details for their convenience.

Customer Service Portal | Make a Payment | Lynx User

Home > Imports > Bill of Lading Inquiry

Bill Number: BKK160320498

**Detailed Bill Information**

<b>Line:</b> HLC	<b>Inbond:</b> INBOND	<b>Manifested:</b> 2565.0
<b>Vessel:</b> OOAT	<b>Destination:</b> IND	<b>Entered:</b> 0.0
<b>Voyage:</b> 82	<b>Origin:</b>	<b>Released:</b> 0.0
<b>Shipper:</b>	<b>Consignee:</b>	<b>Holds:</b>
<b>POL:</b> LCH	<b>POD:</b> VAN	<b>Exam:</b>
<b>Notes:</b>		

**Associated Equipment**

Show 10 entries

Available	Number	Bill	Line	Holds	Status	Position	LFO	PTD	GTD	Vessel/Voyage	Trucker
YES	<b>HLXU502898</b>	BKK160320498	HLC		FCL	Y-DLT-H1042	6/3/2016			OOAT82	
YES	<b>TCU414621</b>	BKK160320498	HLC		FCL	Y-DLT-H1041	6/3/2016			OOAT82	
YES	<b>HLXU510479</b>	BKK160320498	HLC		FCL	Y-DLT-H1044	6/3/2016			OOAT82	

Showing 1 to 3 of 3 entries Previous Next

## Container Notifications

This screen allows Users to monitor selected containers that are not available for pick-up.

To set up a Container for Container Notifications:

Imports > Import Release Inquiry > Container > Enter Container Number(s). Separate Multiple Entries with a Comma > Search

To set up a Bill of Lading for Container Notifications:

Imports > Import Release Inquiry > Container > Enter Bill of Lading(s). Separate Multiple Entries with a Comma > Search

For Containers or Bill of Ladings that populate the Import Release Inquiry page and are not available for pick-up, a Notify Me button will appear on the right-hand side.

Customer Service Portal | Make a Payment | Lynx User

Home > Imports > Container Notifications

Container notifications are automatically updated every 6 hours. You may click the 'Refresh' button at any time to check the availability of your containers.

**Container**

Show 10 entries

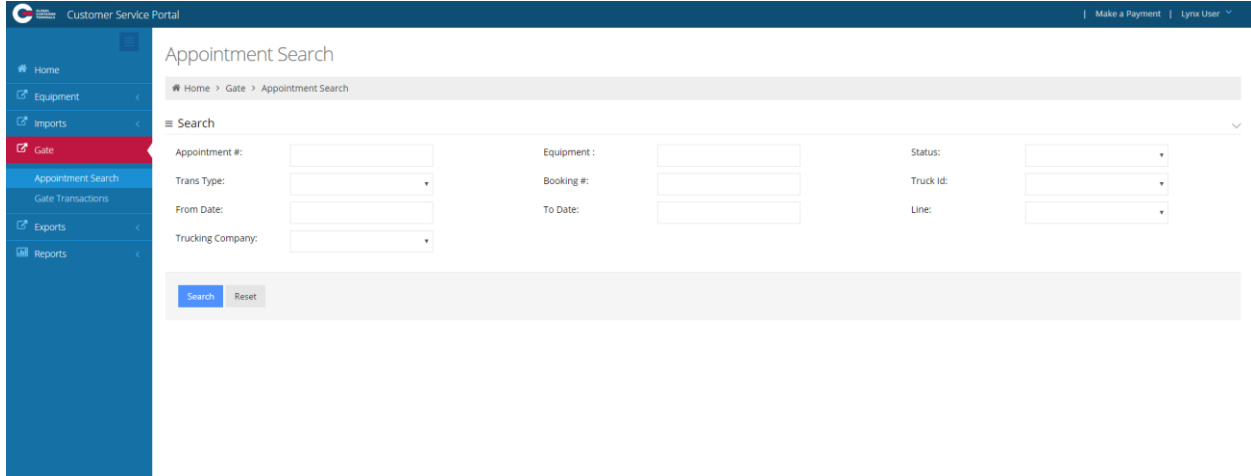
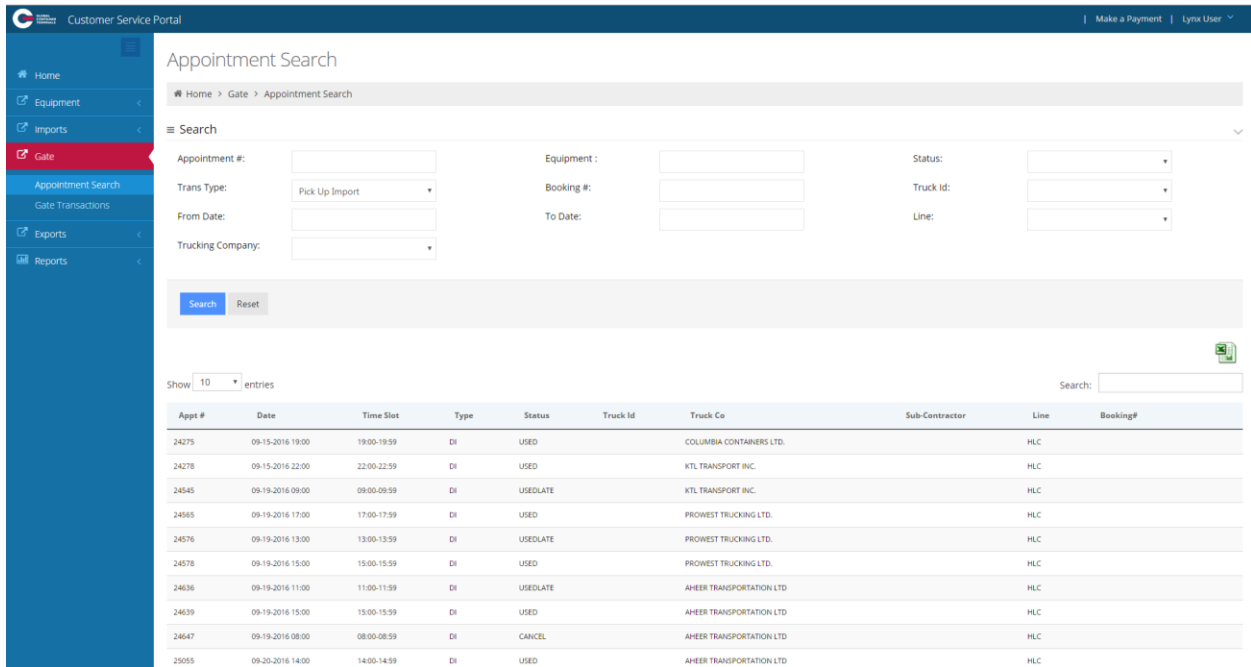
Container	Available	Last Updated	Action
HLXU5104036	No	7-5-2016 10:04 AM	<input type="button" value="Delete"/>

Showing 1 to 1 of 1 entries <>

# Gate

## Appointment Search

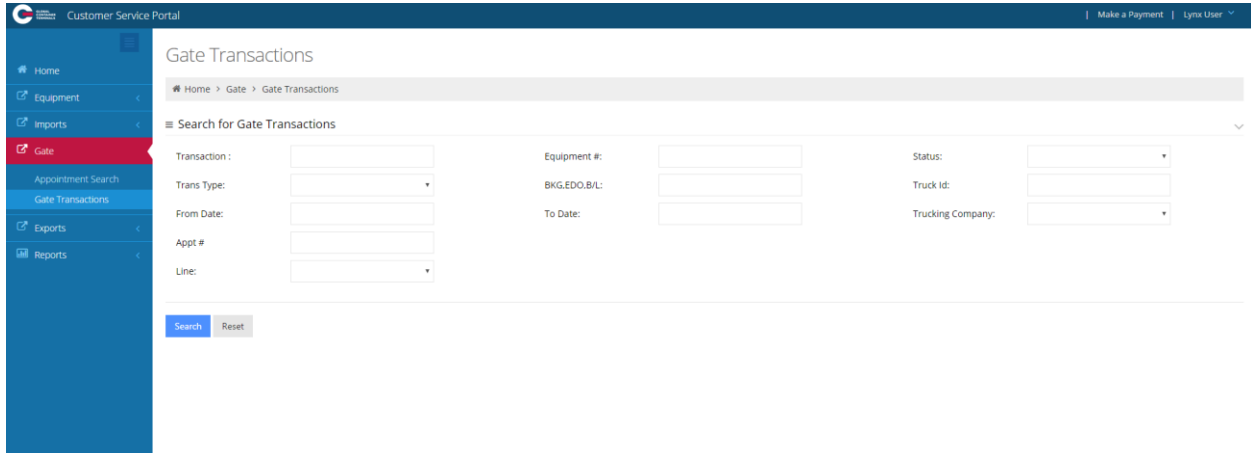
This screen allows users to query Appointments that exist in the Terminal Operating System. Users have a variety of fields they can use to create a query. Once a query has been submitted, general appointment details will be returned to the user. From this screen, users will also have the ability to export their results to an Excel spreadsheet.

Appt #	Date	Time Slot	Type	Status	Truck Id	Truck Co	Sub-Contractor	Line	Booking#
24275	09-15-2016 19:00	19:00-19:59	DI	USED		COLUMBIA CONTAINERS LTD.		HLC	
24278	09-15-2016 22:00	22:00-22:59	DI	USED		KTL TRANSPORT INC.		HLC	
24545	09-19-2016 09:00	09:00-09:59	DI	USEDLATE		KTL TRANSPORT INC.		HLC	
24565	09-19-2016 17:00	17:00-17:59	DI	USED		PROWEST TRUCKING LTD.		HLC	
24576	09-19-2016 13:00	13:00-13:59	DI	USEDLATE		PROWEST TRUCKING LTD.		HLC	
24578	09-19-2016 15:00	15:00-15:59	DI	USED		PROWEST TRUCKING LTD.		HLC	
24636	09-19-2016 11:00	11:00-11:59	DI	USEDLATE		AHEER TRANSPORTATION LTD		HLC	
24639	09-19-2016 15:00	15:00-15:59	DI	USED		AHEER TRANSPORTATION LTD		HLC	
24647	09-19-2016 08:00	08:00-08:59	DI	CANCEL		AHEER TRANSPORTATION LTD		HLC	
25055	09-20-2016 14:00	14:00-14:59	DI	USED		AHEER TRANSPORTATION LTD		HLC	

## Gate Transactions

This screen allows users to query Gate Transactions that exist in the Terminal Operating System. Users have a variety of fields they can use to create a query. Once a query has been submitted, general Gate Transaction details will be returned to the user. From this screen, users will also have the ability to export their results to an Excel spreadsheet.



Customer Service Portal | Make a Payment | Lynx User

Home > Gate > Gate Transactions

Search for Gate Transactions

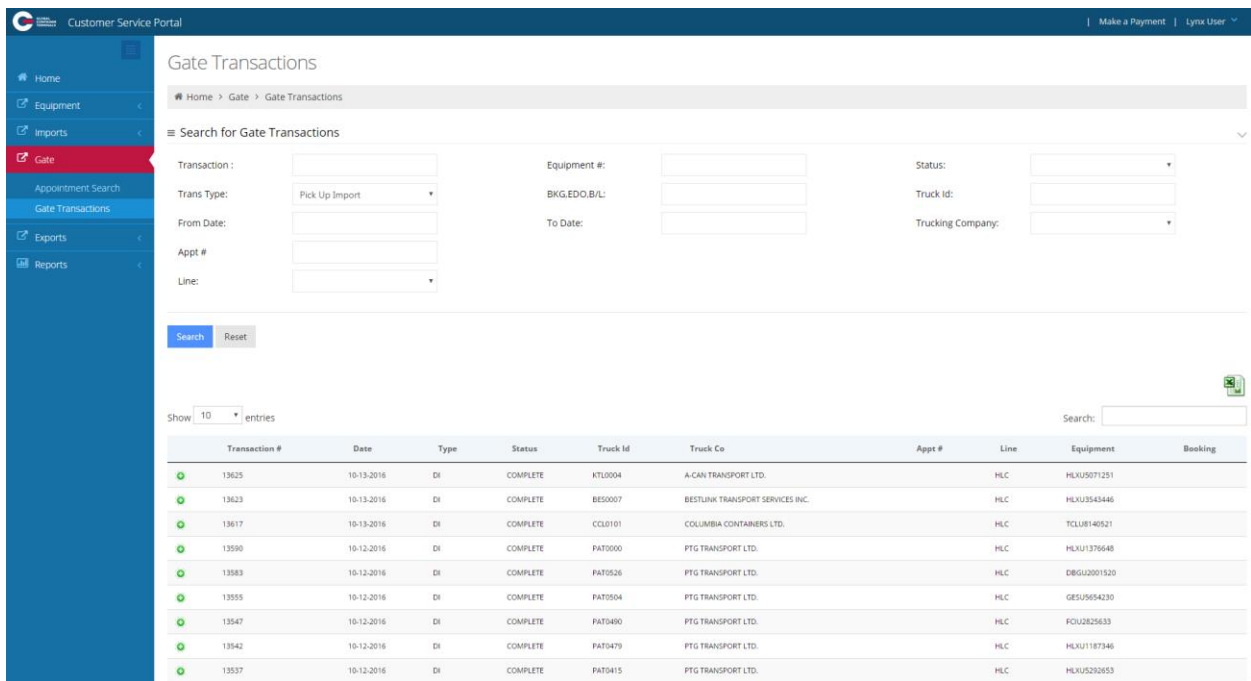
Transaction #:  Equipment #:  Status:

Trans Type:  BKG.EDO.B/L:  Truck Id:

From Date:  To Date:  Trucking Company:

Appt #:

Line:



Customer Service Portal | Make a Payment | Lynx User

Home > Gate > Gate Transactions

Search for Gate Transactions

Transaction #:  Equipment #:  Status:

Trans Type:  BKG.EDO.B/L:  Truck Id:

From Date:  To Date:  Trucking Company:

Appt #:

Line:

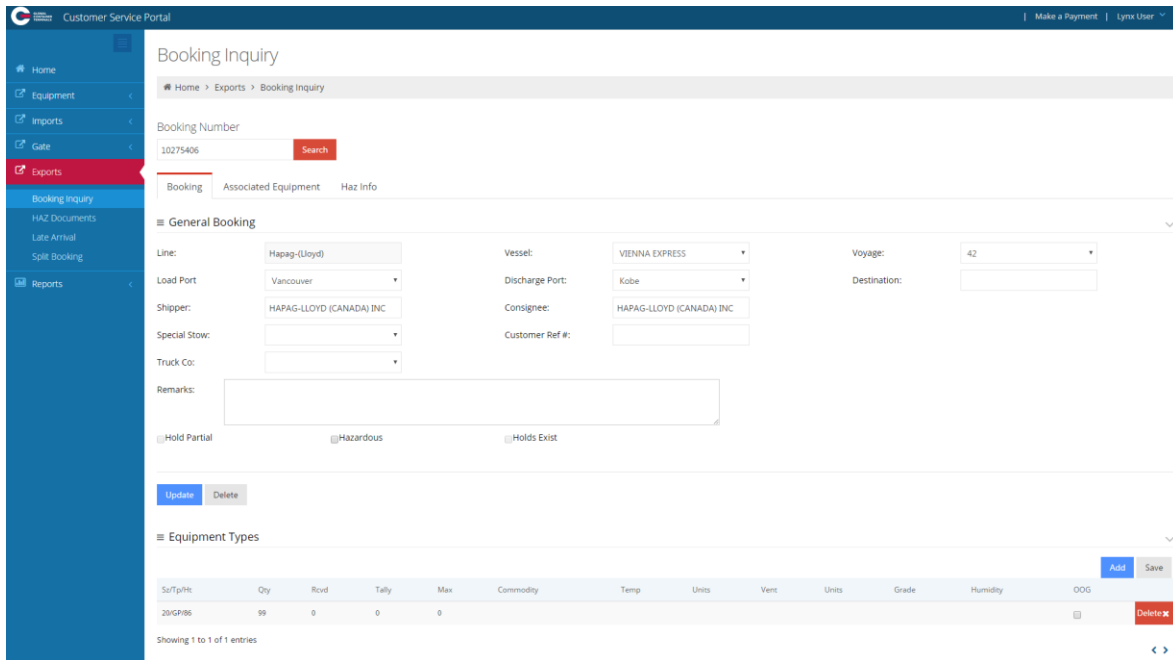
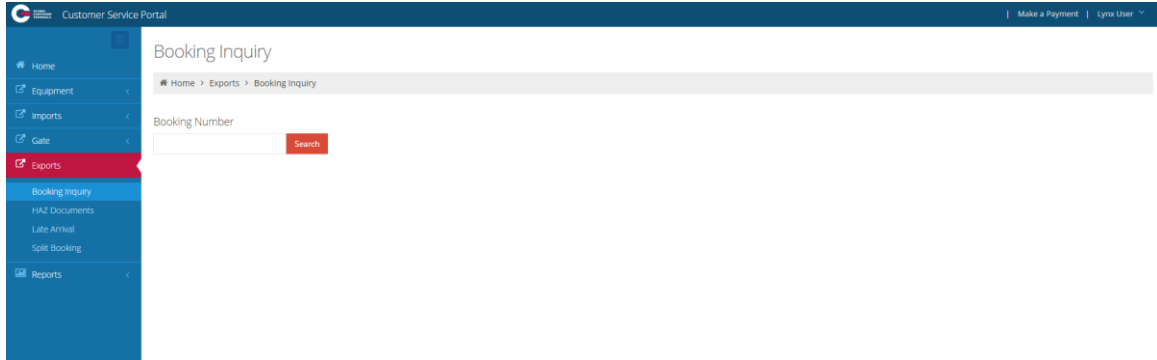
Show: 10 entries

Transaction #	Date	Type	Status	Truck Id	Truck Co	Appt #	Line	Equipment	Booking
13625	10-13-2016	DI	COMPLETE	HTL004	A-CAN TRANSPORT LTD.		HLC	HLXU5071251	
13623	10-13-2016	DI	COMPLETE	BES0007	BESTLINK TRANSPORT SERVICES INC.		HLC	HLXU3543446	
13617	10-13-2016	DI	COMPLETE	CCL0101	COLUMBIA CONTAINERS LTD.		HLC	TCLU8140521	
13590	10-12-2016	DI	COMPLETE	PAT0000	PTG TRANSPORT LTD.		HLC	HLXU1376648	
13583	10-12-2016	DI	COMPLETE	PAT0526	PTG TRANSPORT LTD.		HLC	DBGU2001520	
13555	10-12-2016	DI	COMPLETE	PAT0504	PTG TRANSPORT LTD.		HLC	GESU5654230	
13547	10-12-2016	DI	COMPLETE	PAT0480	PTG TRANSPORT LTD.		HLC	FOU2825633	
13542	10-12-2016	DI	COMPLETE	PAT0479	PTG TRANSPORT LTD.		HLC	HLXU1187346	
13537	10-12-2016	DI	COMPLETE	PAT0415	PTG TRANSPORT LTD.		HLC	HLXU5202653	

# Exports

## Booking Inquiry

This screen allows users to query, update, and create export bookings. Users have the ability to update booking routing details and hazardous details.





## Create a new Booking

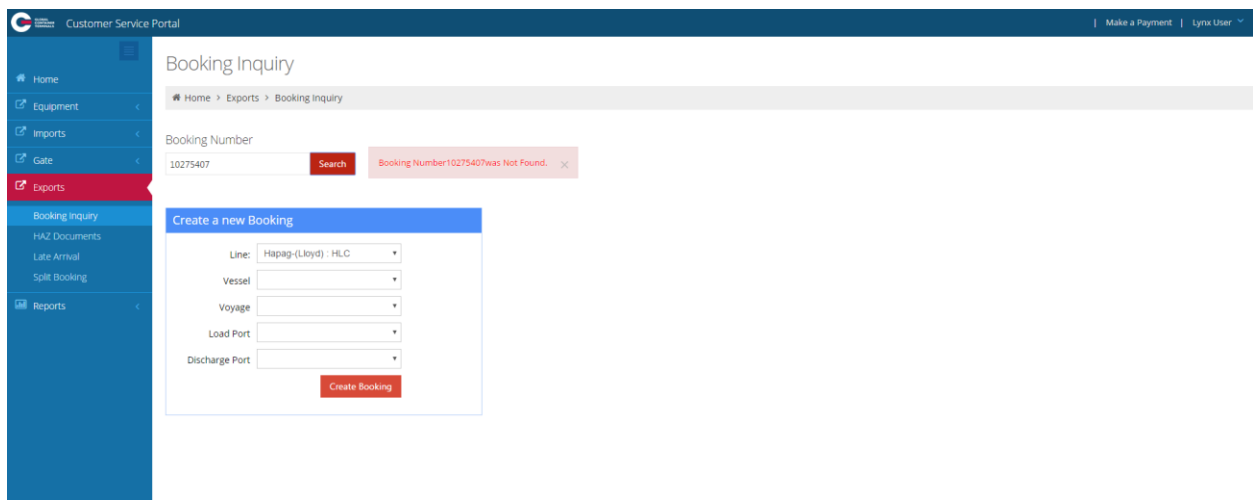
Exports > Booking Inquiry > Booking Number > Search > Create a new Booking > Vessel > Voyage > Load Port: Vancouver > Discharge Port > Create Booking

The Destination, Shipper, Consignee, and Customer Ref # fields are for the user to use as records, if desired. Please note these fields are not used by the terminal.

Special Stow, if required please continue to contact the vessel's Port Captain.

Check Hazardous if Booking contains Hazardous Container(s) > Update Booking

GCT Canada approved Late Gates will appear on the Remarks field.



Customer Service Portal | Make a Payment | Lynx User

Booking Inquiry

Home > Exports > Booking Inquiry

Booking Number  
10275407  Booking Number 10275407 was Not Found. ✕

Create a new Booking

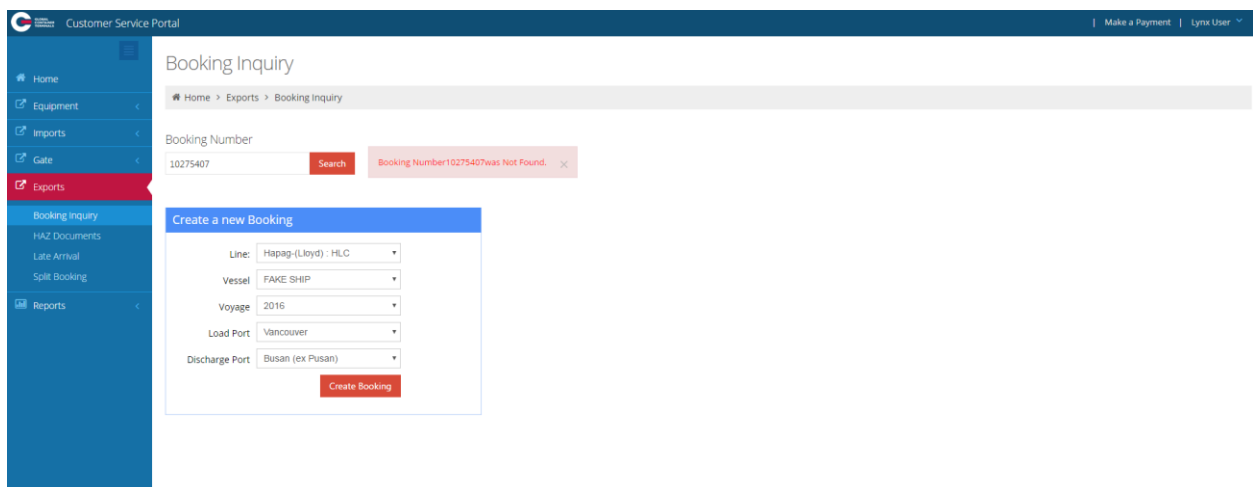
Line: Hapag-(Lloyd) : HLC

Vessel

Voyage

Load Port

Discharge Port



Customer Service Portal | Make a Payment | Lynx User

Booking Inquiry

Home > Exports > Booking Inquiry

Booking Number  
10275407  Booking Number 10275407 was Not Found. ✕

Create a new Booking

Line: Hapag-(Lloyd) : HLC

Vessel: FAKE SHIP

Voyage: 2016

Load Port: Vancouver

Discharge Port: Busan (ex Pusan)

## Select Create Booking

Customer Service Portal | Make a Payment | Lynx User

Booking Inquiry

Home > Exports > Booking Inquiry

Booking Number: 10275406 [Search]

Booking | Associated Equipment | Haz Info

**General Booking**

Line: Hapag-Lloyd | Vessel: VIENNA EXPRESS | Voyage: 42

Load Port: Vancouver | Discharge Port: Kobe | Destination:

Shipper: HAPAG-LLOYD (CANADA) INC | Consignee: HAPAG-LLOYD (CANADA) INC

Special Stow: | Customer Ref #: |

Truck Co: |

Remarks: LG APPROVED 06/04 2300

Hold Partial  Hazardous  Holds Exist

[Update] [Delete]

## Add Equipment Types

Please reference [Appendix I](#) for common ISO codes

Equipment Types

[Add] [Save]

Sz/Tp/Ht	Qty	Rcvd	Tally	Max	Commodity	Temp	Units	Vent	Units	Grade	Humidity
No data available in table											

Showing 0 to 0 of 0 entries

## Select Add to select from a drop down menu

Booking Number: 10275406 [Search]

Booking | Associated Equipment | Haz Info

**General Booking**

Line: Hapag-Lloyd | Vessel: FAKE SHIP | Voyage: 2016

Load Port: Vancouver | Discharge Port: Busan (ex Pusan) | Destination:

Shipper: | Consignee: |

Special Stow: | Customer Ref #: |

Truck Co: |

Remarks: |

Holds Exist

Equipment List:

- 20U796 - 20' OPEN TOP 9'6"
- 40BU43 - 40' BIN 4'3"
- 40BU80 - 40' BULK 8'0"
- 40BU86 - 40' BULK 8'6"
- 40BU90 - 40' BULK 9'0"
- 40BU96 - 40' BULK 9'6"
- 40CH86
- 40CU96 - 40' GENPAC 9'6"
- 40GP80 - 40' DRY 8'0"
- 40GP86 - 40' DRY 8'6"
- 40GP86 - 40' DRY 8'6"
- 40GP86 - 40' HARD TOP 8'6"
- 40GP86 - 40' OPEN SIDE 8'6"
- 40GP86 - 40ft general
- 40GP90 - 40' DRY 9'0"
- 40GP90 - 40' HARD TOP 9'0"
- 40GP90 - 40' OPEN SIDE 9'0"
- 40GP96 - 40' DRY 9'6"

Tally	Max	Commodity	Temp	Units	Vent	Units	Grade	Humid
0	0							

## Enter the required characteristics

☰ Equipment Types ▼

Sz/Tr/Ht	Qty	Rcvd	Tally	Max	Commodity	Temp	Units	Vent	Units	Grade	Humidity	Add Save
20/GP/86	<input type="text"/>	0	0	0								Delete ✕

Showing 1 to 1 of 1 entries < >

- Qty - quantity
- Max- empties
- Commodity- commodity of cargo
- Temp- temperature required in Celsius
- Units- select Celsius
- Vent- ventilation required
- Units- ventilation unit requirements

Select 'Save' a pop up message will advise 'Updated Successfully'.

**Equipment Information Updated Successfully.** ✕

## Roll a Booking to a different vessel

**Note:** After Vessel Cut-off date/ time, bookings will continue to roll, however all containers associated will remain on the cut-off vessel. A pop up message will note 'Successfully Updated', referring to the booking number. To view changes to the containers associated to the booking review the report 'Booking Discrepancy' for both the vessel the booking roll from as well as the vessel the booking rolled to.

From the Vessel drop down menu, select the vessel to roll the booking to.

### Booking Inquiry

Home > Exports > Booking Inquiry

Booking Number  
10275406

Booking | Associated Equipment | Haz Info

General Booking

Line: Hapag-(Lloyd) | Vessel: **FAKE SHIP** | Voyage: 2016

Load Port: Vancouver | Discharge Port: APL CHONGQING

Shipper: | Consignee: APL GWANGYANG

Special Stow: | Customer Ref #: APL LE HAVRE

Truck Co: | Remarks: BREMEN EXPRESS

Hold Partial |  Hazardous |  Holds Exist

Vessel dropdown menu items:  
 APL CHONGQING  
 APL GWANGYANG  
 APL LE HAVRE  
 APL QINGDAO  
 BREMEN EXPRESS  
 BUDAPEST EXPRESS  
 FAKE SHIP  
 FRANKFURT EXPRESS  
 HANOVER EXPRESS  
 HYUNDAI SPLENDOR  
 NAGOYA EXPRESS  
**OOCL SEOUL**  
 SOFIA EXPRESS  
 TSINGTAO EXPRESS  
 VIENNA EXPRESS  
 ZIM ANTWERP

Select the Voyage number of the updated Vessel from the drop down menu.

### Booking Inquiry

Home > Exports > Booking Inquiry

Booking Number  
10275406

Booking | Associated Equipment | Haz Info

General Booking

Line: Hapag-(Lloyd) | Vessel: APL CHONGQING | Voyage: 19

Load Port: Vancouver | Discharge Port: Busan (ex Pusan)

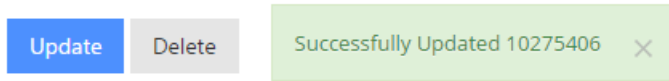
Shipper: | Consignee:

Special Stow: | Customer Ref #:

Truck Co: | Remarks:

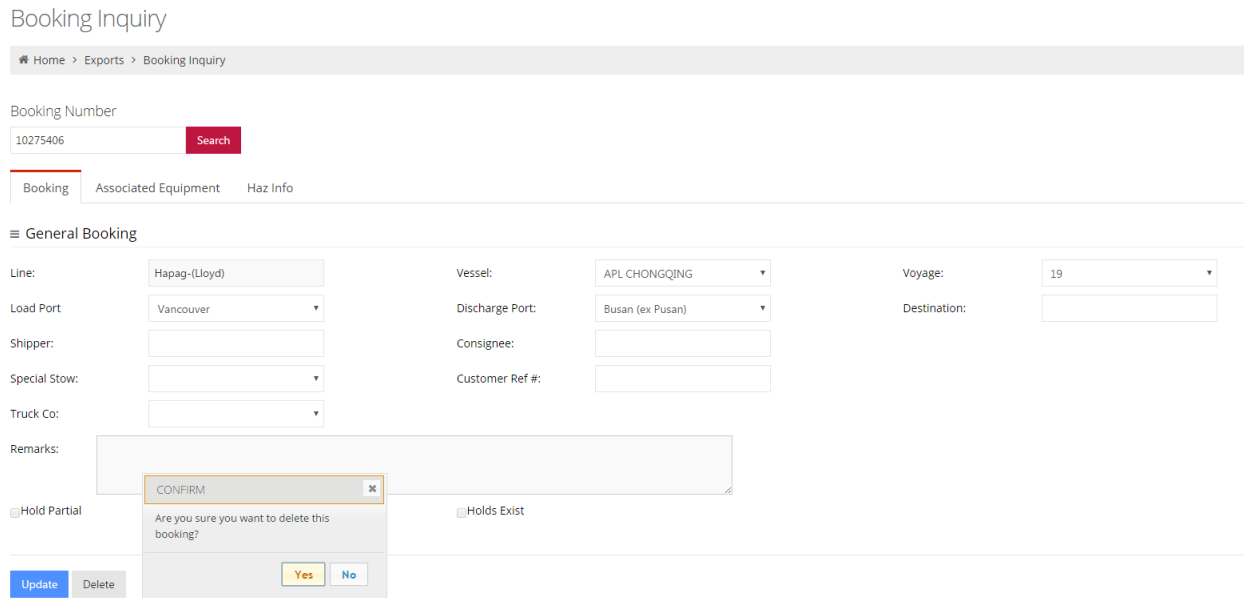
Hold Partial |  Hazardous |  Holds Exist

Select Update. A pop up message will advise 'Successfully Update' booking Number



## Delete a Booking

Search the booking number. Once populated, select the Delete Button. A pop up message will ask to confirm: Yes or No.

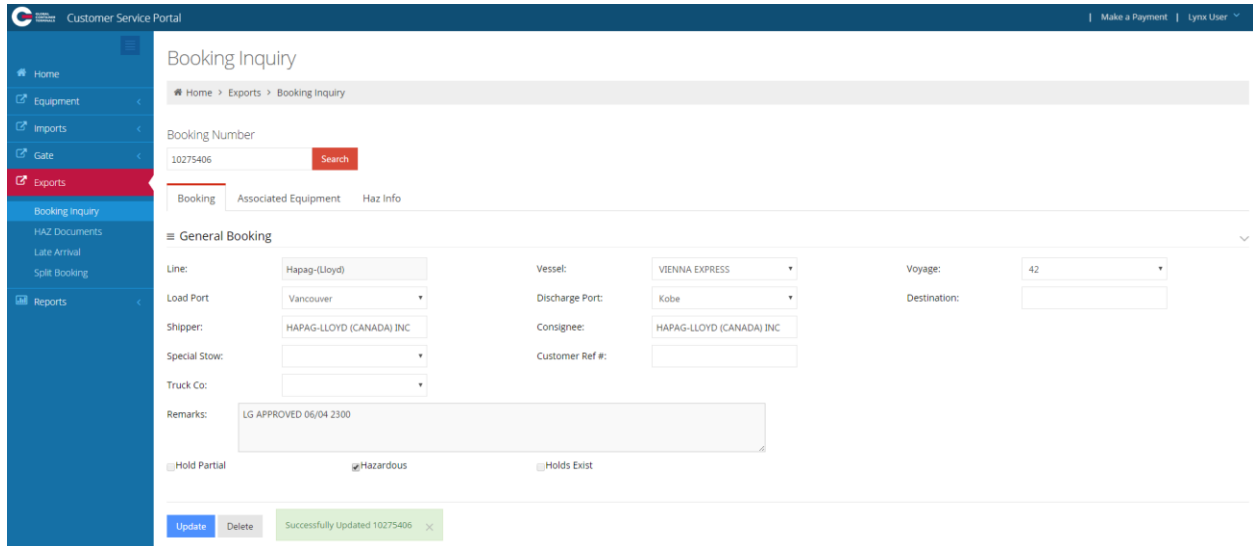


Select 'Yes' to delete. The Screen will return a clear state.

Select 'No' to return to the booking.

## Make a Booking Hazardous

Exports > Booking Inquiry > Booking Number > Search > Booking Tab > General Booking > Check the checkbox Hazardous > Update



Customer Service Portal | Make a Payment | Lynx User

Booking Inquiry

Home > Exports > Booking Inquiry

Booking Number: 10275406 [Search]

Booking | Associated Equipment | Haz Info

**General Booking**

Line: Hapag-Lloyd | Vessel: VIENNA EXPRESS | Voyage: 42

Load Port: Vancouver | Discharge Port: Kobe | Destination:

Shipper: HAPAG-LLOYD (CANADA) INC | Consignee: HAPAG-LLOYD (CANADA) INC

Special Stow: | Customer Ref #:

Truck Co: |

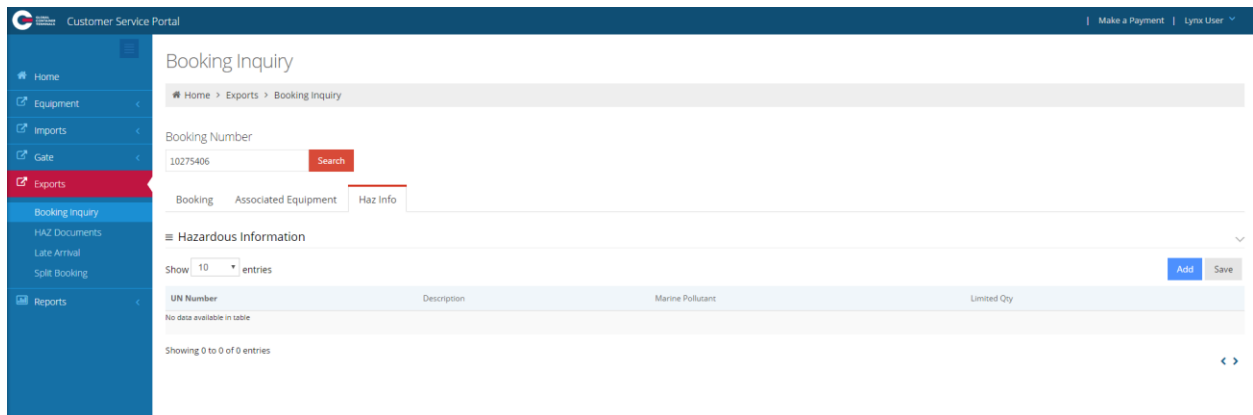
Remarks: LG APPROVED 06/04 2300

Hold Partial  Hazardous  Holds Exist

[Update] [Delete] Successfully Updated 10275406

## Add Hazardous Information to a Booking

Exports > Booking Inquiry > Booking Number > Search > Haz Info Tab > Hazardous Information > Add > UN Number > Description > Check Marine Pollutant, if necessary > Check Limited Qty, if necessary > Save



Customer Service Portal | Make a Payment | Lynx User

Booking Inquiry

Home > Exports > Booking Inquiry

Booking Number: 10275406 [Search]

Booking | Associated Equipment | Haz Info

**Hazardous Information**

Show 10 entries [Add] [Save]

UN Number	Description	Marine Pollutant	Limited Qty
No data available in table			

Showing 0 to 0 of 0 entries

Customer Service Portal | Make a Payment | Lynx User

Booking Inquiry

Home > Exports > Booking Inquiry

Booking Number: 10275406 [Search]

Booking | Associated Equipment | Haz Info

Successfully Updated Hazardous Information

Hazardous Information

Show 10 entries [Add] [Save]

UN Number	Description	Marine Pollutant	Limited Qty
1854	9 - 9 Other Dangerous Materials	<input checked="" type="checkbox"/>	<input checked="" type="checkbox"/>

Showing 1 to 1 of 1 entries

## Delete Hazardous Information from a Booking

Exports > Booking Inquiry > Booking Number > Search > Haz Info Tab > Hazardous Information > Find Hazardous row > Delete > OK

Customer Service Portal | Make a Payment | Lynx User

Booking Inquiry

Home > Exports > Booking Inquiry

Booking Number: 10275406 [Search]

Booking | Associated Equipment | Haz Info

10.152.80.75 says:  
Are you sure you want to remove UN Number / hazardous description: 1854 / 9 - 9 Other Dangerous Materials from the hazardous information list?  
 Prevent this page from creating additional dialogues.  
[OK] [Cancel]

Hazardous Information

Show 10 entries [Add] [Save]

UN Number	Description	Marine Pollutant	Limited Qty
1854	9 - 9 Other Dangerous Materials	<input checked="" type="checkbox"/>	<input checked="" type="checkbox"/>

Showing 1 to 1 of 1 entries

Customer Service Portal | Make a Payment | Lynx User

Booking Inquiry

Home > Exports > Booking Inquiry

Booking Number: 10275406 [Search]

Booking | Associated Equipment | Haz Info

Successfully Deleted Hazard Information

Hazardous Information

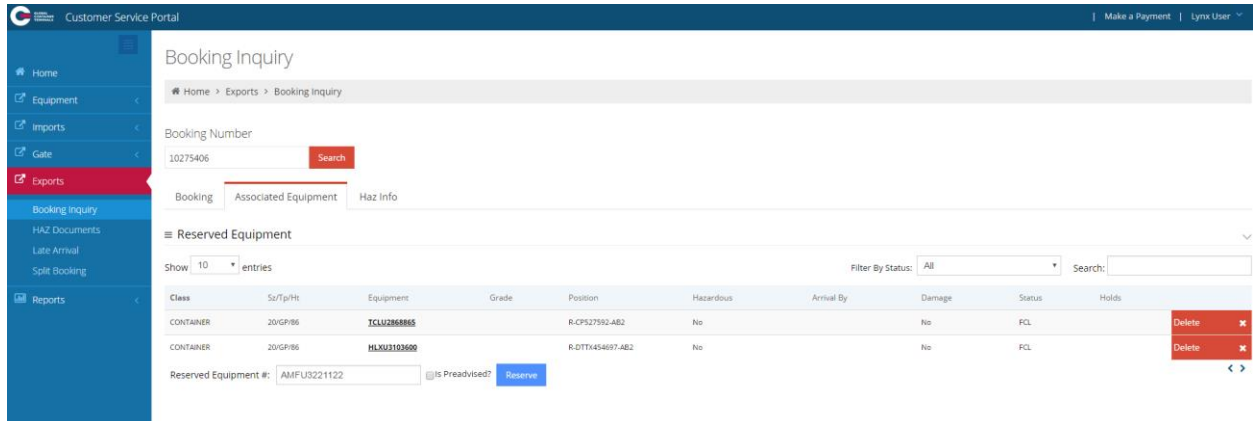
Show 10 entries [Add] [Save]

UN Number	Description	Marine Pollutant	Limited Qty
No data available in table			

Showing 0 to 0 of 0 entries

## Preadvise a Container (ex. Rail, OOG)

Exports > Booking Inquiry > Booking Number > Search > Associated Equipment tab > Reserved Equipment # > Enter Container Number > Check Is Preadvised > Reserve



Customer Service Portal

Booking Inquiry

Home > Exports > Booking Inquiry

Booking Number: 10275406

Booking | Associated Equipment | Haz Info

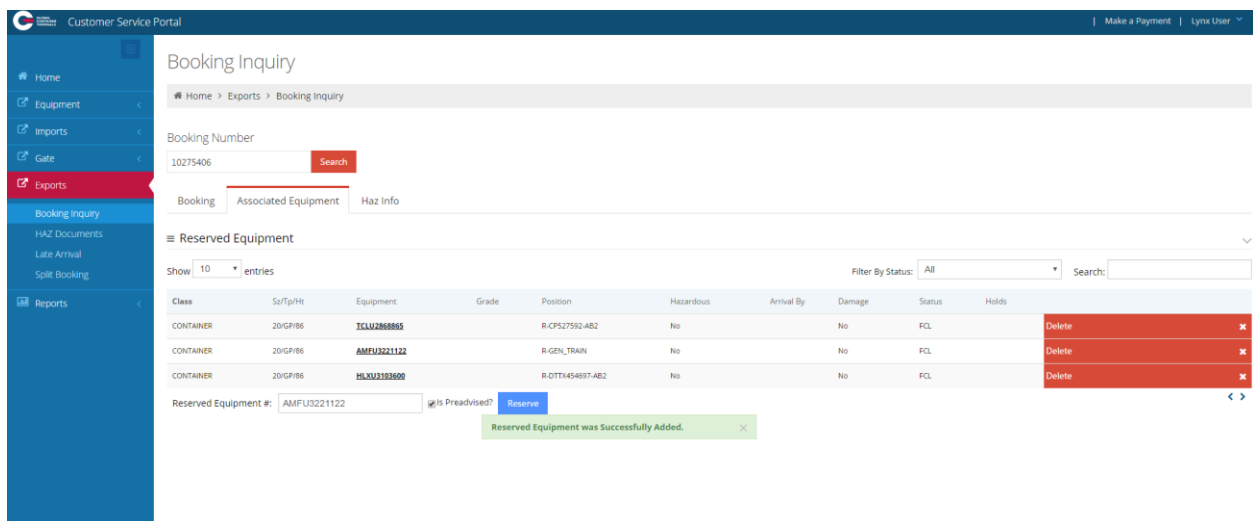
Reserved Equipment

Show 10 entries

Class	Sz/Tp/Ht	Equipment	Grade	Position	Hazardous	Arrival By	Damage	Status	Holds	
CONTAINER	20'GP/86	TCLU2268885		R-CP527592-AB2	No		No	FCL		Delete
CONTAINER	20'GP/86	HLXU3103600		R-DTTX454697-AB2	No		No	FCL		Delete

Reserved Equipment #: AMFU3221122

Is Preadvised?  Reserve



Customer Service Portal

Booking Inquiry

Home > Exports > Booking Inquiry

Booking Number: 10275406

Booking | Associated Equipment | Haz Info

Reserved Equipment

Show 10 entries

Class	Sz/Tp/Ht	Equipment	Grade	Position	Hazardous	Arrival By	Damage	Status	Holds	
CONTAINER	20'GP/86	TCLU2268885		R-CP527592-AB2	No		No	FCL		Delete
CONTAINER	20'GP/86	AMFU3221122		R-GEN_TRAIN	No		No	FCL		Delete
CONTAINER	20'GP/86	HLXU3103600		R-DTTX454697-AB2	No		No	FCL		Delete

Reserved Equipment #: AMFU3221122

Is Preadvised?  Reserve

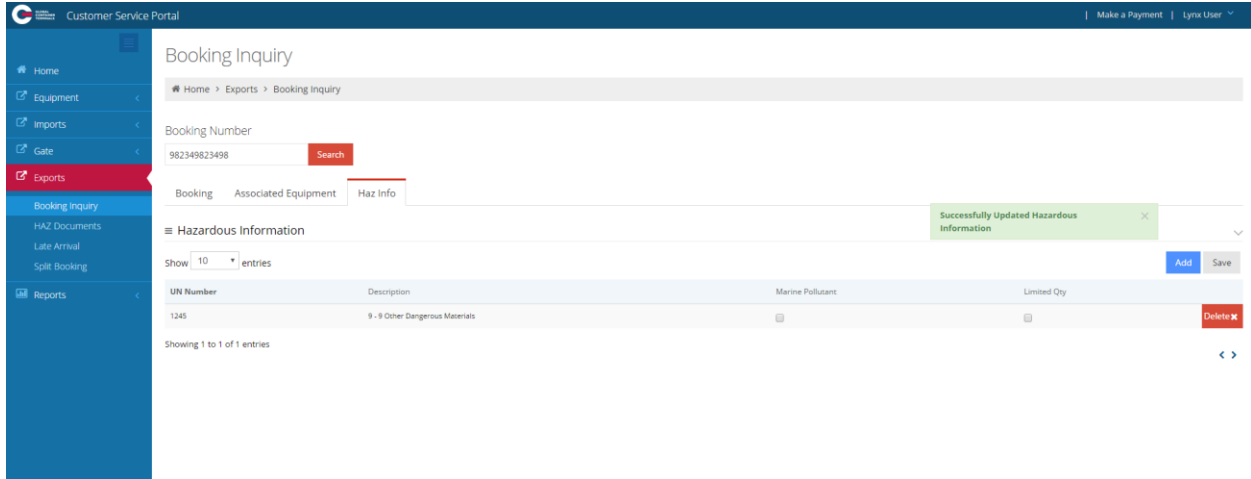
Reserved Equipment was Successfully Added.

## Preadvise a Hazardous

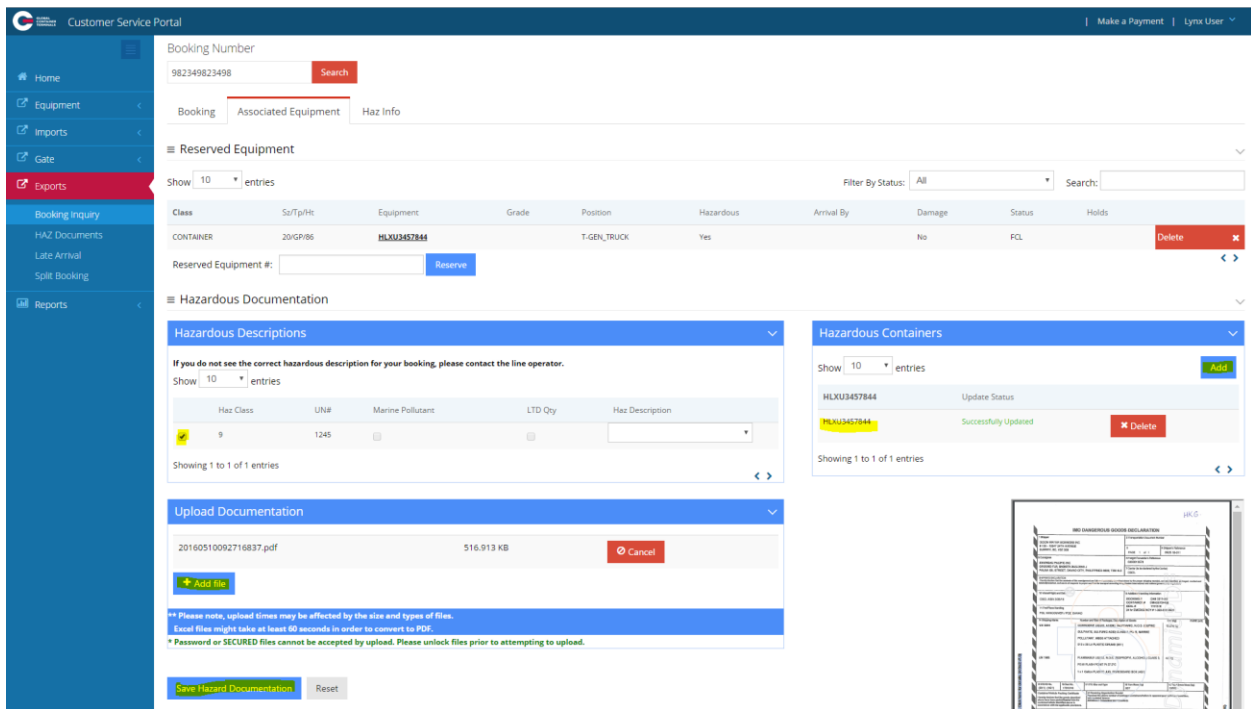
Hazardous Documents related to a container and booking are required to be uploaded in order to preadvise the container(s). Once these hazardous documents are successfully uploaded to Lynx, a preadvise for the hazardous unit will be created in the GCT Deltaport Terminal Operating System.

Exports > Booking Inquiry > Booking Number > Search > Haz Info Tab > Add > Enter UN Number > Enter Class > Check Marine Pollutant if Applicable > Check Limited Quantity if Applicable > Save





Associated Equipment tab > Hazardous Containers > Add > Containers > Enter Container Number > Hazardous Descriptions > Check the Correct Haz Class > Upload Documentation > Add File > Upload > Save Hazardous Documentation



The preadvised container will now appear under Reserved Equipment.

Customer Service Portal | Make a Payment | Lynx User

Booking Inquiry

Home > Exports > Booking Inquiry

Booking Number: 982349823498

Booking | Associated Equipment | Haz Info

**Reserved Equipment**

Show 10 entries | Filter By Status: All | Search:

Class	Sz/Tip/Ht	Equipment	Grade	Position	Hazardous	Arrival By	Damage	Status	Holds
CONTAINER	20/GP/86	HLXU3457844		T-GEN_TRUCK	Yes		No	FCL	<input type="button" value="Delete"/>

Reserved Equipment #:

**Hazardous Documentation**

**Hazardous Descriptions**

If you do not see the correct hazardous description for your booking, please contact the line operator.

Show 10 entries

Haz Class	UN#	Marine Pollutant	LTD Qty	Haz Description
9	1245			

Showing 1 to 1 of 1 entries

**Hazardous Containers**

Show 10 entries |

HLXU3457844	<input type="button" value="Update Status"/>
HLXU3457844	Successfully Updated <input type="button" value="Delete"/>

Showing 1 to 1 of 1 entries

## Cancel a Preadvise

Exports > Booking Inquiry > Booking Number > Search > Associated Equipment tab > Find Container row > Delete > OK

Customer Service Portal | Make a Payment | Lynx User

Booking Inquiry

Home > Exports > Booking Inquiry

Booking Number: 10275406

Booking | Associated Equipment | Haz Info

**Reserved Equipment**

Show 10 entries | Filter By Status: All | Search:

Class	Sz/Tip/Ht	Equipment	Grade	Position	Hazardous	Arrival By	Damage	Status	Holds
CONTAINER	20/GP/86	TCLU2868865		R-CP527592-AB2	No		No	FCL	<input type="button" value="Delete"/>
CONTAINER	20/GP/86	HLXU3103600		R-DTX454697-AB2	No		No	FCL	<input type="button" value="Delete"/>
CONTAINER	20/GP/86	AMFU3221122		R-GEN_TRAIN	No		No	FCL	<input type="button" value="Delete"/>

Reserved Equipment #:   Is Preadvised?

10.152.80.75 says:  
AMFU3221122

## Make a Booking Out of Gauge (OOG)

Export > Booking Inquiry > Booking Number > Search > Booking Tab > Equipment Types > Add Equipment Type > Check OOG > Save

Customer Service Portal | Make a Payment | Lynx User

Home > Exports > Booking Inquiry

Booking Number: 982349823498

Booking | Associated Equipment | Haz Info

### General Booking

Line: Hapag-Lloyd | Vessel: HANOVER EXPRESS | Voyage: 64

Load Port: Vancouver | Discharge Port: Busan (ex Pusan) | Destination:

Shipper: | Consignee: | Customer Ref #:

Special Stow: | Truck Co: | Remarks:

Hold Partial  Hazardous  Holds Exist

### Equipment Types

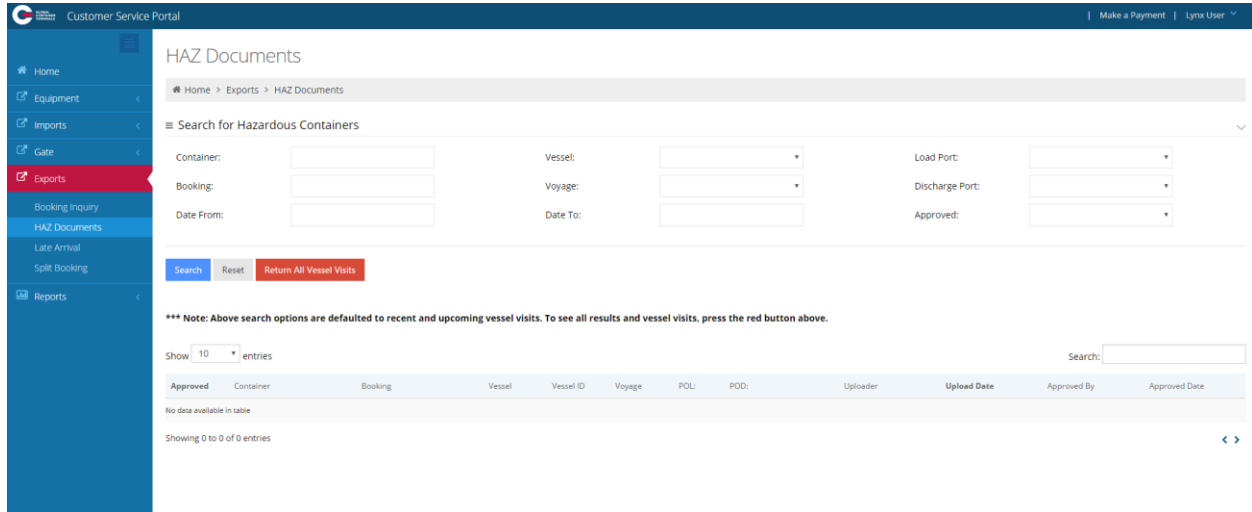
Size/Type	Qty	Rcvd	Tally	Max	Commodity	Temp	Units	Vent	Units	Grade	Humidity	OOG	
20GP/86	10	0	0	0								<input type="checkbox"/>	<input type="button" value="Delete"/>
40UT/96	0	0	0	0								<input checked="" type="checkbox"/>	<input type="button" value="Delete"/>

Showing 1 to 2 of 2 entries

Equipment Information Updated Successfully.

## Haz Documents

This screen allows Users to query hazardous documents that have been uploaded via Lynx. Users have the ability to view container details with the associated hazardous documents, and approve / verify if everything is in order.



Customer Service Portal | Make a Payment | Lynx User

Home > Exports > HAZ Documents

Search for Hazardous Containers

Container:  Vessel:  Load Port:

Booking:  Voyage:  Discharge Port:

Date From:  Date To:  Approved:

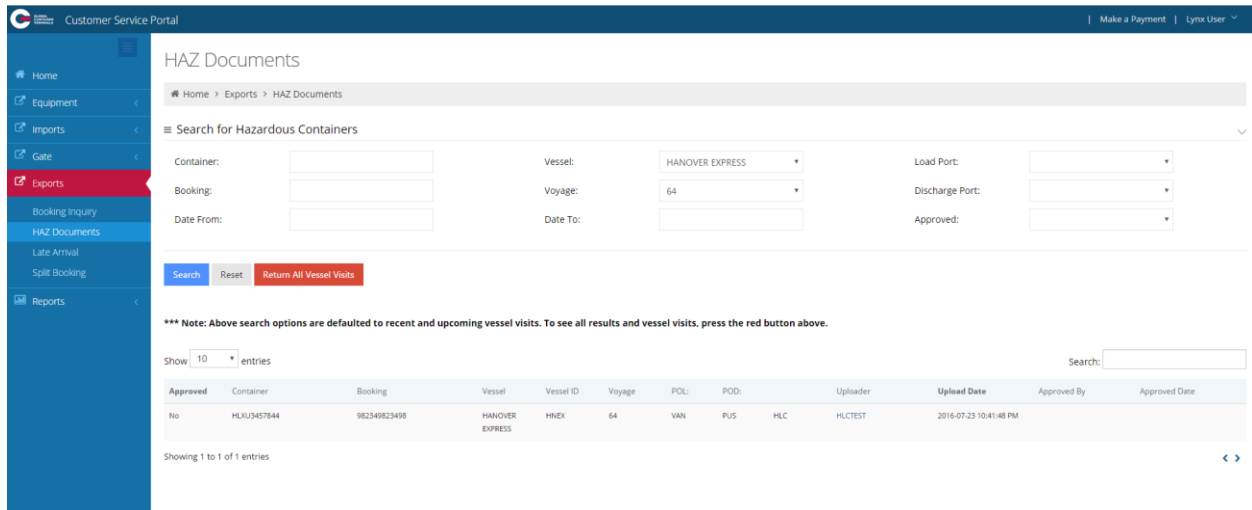
Search Reset Return All Vessel Visits

\*\*\* Note: Above search options are defaulted to recent and upcoming vessel visits. To see all results and vessel visits, press the red button above.

Show 10 entries Search:

Approved	Container	Booking	Vessel	Vessel ID	Voyage	POL	POD	Uploader	Upload Date	Approved By	Approved Date
No data available in table											

Showing 0 to 0 of 0 entries



Customer Service Portal | Make a Payment | Lynx User

Home > Exports > HAZ Documents

Search for Hazardous Containers

Container:  Vessel: HANOVER EXPRESS Load Port:

Booking:  Voyage: 64 Discharge Port:

Date From:  Date To:  Approved:

Search Reset Return All Vessel Visits

\*\*\* Note: Above search options are defaulted to recent and upcoming vessel visits. To see all results and vessel visits, press the red button above.

Show 10 entries Search:

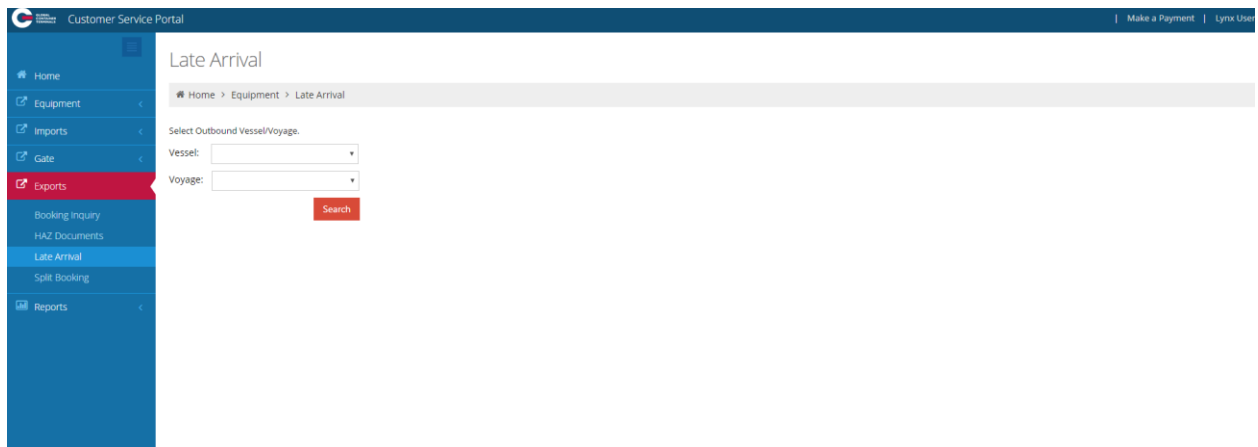
Approved	Container	Booking	Vessel	Vessel ID	Voyage	POL	POD	Uploader	Upload Date	Approved By	Approved Date
No	HLXU3457844	982349823498	HANOVER EXPRESS	HNEK	64	VAN	PUS	HLC	HLCTEST		2016-07-23 10:41:48 PM

Showing 1 to 1 of 1 entries

Note: Above search options are defaulted to recent and upcoming vessel visits. To see all results and vessel visits, press the Return All Vessel Visits button.

## Late Arrival

This functionality is not currently available.

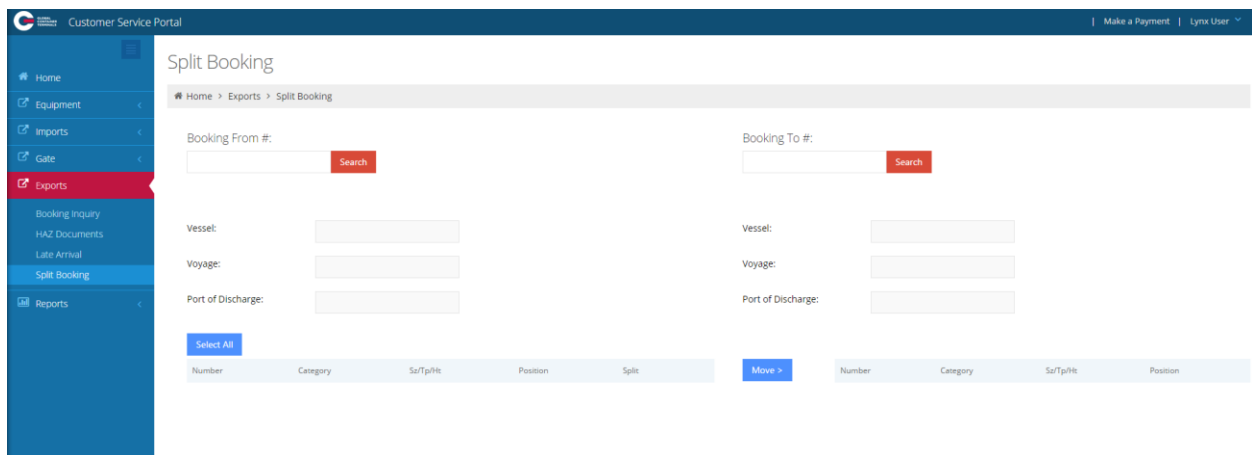


## Split Booking

**Note:** After Vessel Cut-off date/ time, bookings will continue to split, however all containers associated will remain on the cut-off vessel. A pop up message will note 'Successfully Updated', referring to the booking number. To view changes to the containers associated to the booking review the report 'Booking Discrepancy' for both the vessel the booking roll from as well as the vessel the booking rolled to.

This screen provides users the ability to change the units associated to the booking. Users query a booking, select the units they would like to 'roll' to a new booking, and move the units onto the new booking.

Exports > Split Booking > Booking From # > Booking Number > Search > Booking To # > Booking Number > Search > Select Containers to Split > Move > OK



Customer Service Portal | Make a Payment | Lynx User

### Split Booking

Home > Exports > Split Booking

Booking From #:  Search

Booking To #:  Search

Vessel:

Voyage:

Port of Discharge:

Vessel:

Voyage:

Port of Discharge:

Select All

Number	Category	Sz/Tr/Ht	Position	Split
Move >				
Number	Category	Sz/Tr/Ht	Position	

Customer Service Portal | Make a Payment | Lynx User

### Split Booking

Home > Exports > Split Booking

Booking From #: 10275821

Booking To #: 10275823

Vessel: KYEX

Voyage: 63

Port of Discharge: NGO

Show 10 entries Search:

Number	Category	SZTPTH	Position	Split
AMFU3164608	EXPR	20/GP/86	Y-DLT-D105C1	<input type="checkbox"/>
BEAU2172454	EXPR	20/GP/86	Y-DLT-Y079A1	<input type="checkbox"/>
CAIU2115192	EXPR	20/GP/86	Y-DLT-F119E5	<input type="checkbox"/>
CAXU3296590	EXPR	20/GP/86	Y-DLT-F119E4	<input type="checkbox"/>
CFSU1809815	EXPR	20/GP/86	Y-DLT-F119D3	<input type="checkbox"/>
FCU3540830	EXPR	20/GP/86	Y-DLT-F119D4	<input type="checkbox"/>
FCU4749474	EXPR	20/GP/86	Y-DLT-F119D5	<input type="checkbox"/>
FSCU3633608	EXPR	20/GP/86	Y-DLT-F119C1	<input type="checkbox"/>
FSCU3704720	EXPR	20/GP/86	Y-DLT-F119D2	<input type="checkbox"/>
FSCU7294404	EXPR	20/GP/86	Y-DLT-F041B1	<input type="checkbox"/>

Showing 1 to 10 of 15 entries

Show 10 entries Search:

Number	Category	SZTPTH	Position
BMQU2841174	EXPR	20/GP/86	Y-DLT-F119E3
BSU2523857	EXPR	20/GP/86	Y-DLT-F119D1
GLDU3826430	EXPR	20/GP/86	Y-DLT-F041B2
HLBU1117172	EXPR	20/GP/86	Y-DLT-F119F2
HLXU1130309	EXPR	20/GP/86	Y-DLT-F117G1
HLXU1154701	EXPR	20/GP/86	Y-DLT-F041F5
HLXU3207565	EXPR	20/GP/86	Y-DLT-F119G1
IPXU3807906	EXPR	20/GP/86	Y-DLT-F119G4
TCLU2816666	EXPR	20/GP/86	Y-DLT-F041F4
TGHU2977799	EXPR	20/GP/86	Y-DLT-F119G2

Showing 1 to 10 of 10 entries

Customer Service Portal | Make a Payment | Lynx User

### Split Booking

Home > Exports > Split Booking

Booking From #: 10275821

Booking To #: 10275823

Vessel: KYEX

Voyage: 63

Port of Discharge: NGO

Show 10 entries Search:

Number	Category	SZTPTH	Position	Split
AMFU3164608	EXPR	20/GP/86	Y-DLT-D105C1	<input checked="" type="checkbox"/>
BEAU2172454	EXPR	20/GP/86	Y-DLT-Y079A1	<input type="checkbox"/>
CAIU2115192	EXPR	20/GP/86	Y-DLT-F119E5	<input type="checkbox"/>
CAXU3296590	EXPR	20/GP/86	Y-DLT-F119E4	<input type="checkbox"/>
CFSU1809815	EXPR	20/GP/86	Y-DLT-F119D3	<input type="checkbox"/>
FCU3540830	EXPR	20/GP/86	Y-DLT-F119D4	<input type="checkbox"/>
FCU4749474	EXPR	20/GP/86	Y-DLT-F119D5	<input type="checkbox"/>
FSCU3633608	EXPR	20/GP/86	Y-DLT-F119C1	<input type="checkbox"/>
FSCU3704720	EXPR	20/GP/86	Y-DLT-F119D2	<input type="checkbox"/>
FSCU7294404	EXPR	20/GP/86	Y-DLT-F041B1	<input type="checkbox"/>

Showing 1 to 10 of 15 entries

Show 10 entries Search:

Number	Category	SZTPTH	Position
BMQU2841174	EXPR	20/GP/86	Y-DLT-F119E3
BSU2523857	EXPR	20/GP/86	Y-DLT-F119D1
GLDU3826430	EXPR	20/GP/86	Y-DLT-F041B2
HLBU1117172	EXPR	20/GP/86	Y-DLT-F119F2
HLXU1130309	EXPR	20/GP/86	Y-DLT-F117G1
HLXU1154701	EXPR	20/GP/86	Y-DLT-F041F5
HLXU3207565	EXPR	20/GP/86	Y-DLT-F119G1
IPXU3807906	EXPR	20/GP/86	Y-DLT-F119G4
TCLU2816666	EXPR	20/GP/86	Y-DLT-F041F4
TGHU2977799	EXPR	20/GP/86	Y-DLT-F119G2

Showing 1 to 10 of 10 entries

## Reports

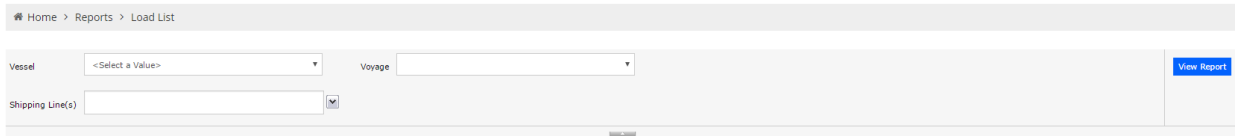
- Reports
- Load List
- Discharge List
- Equipment Inventory
- Vessel Schedule
- Booking Discrepancy
- Damage Detail
- Booking Summary by Vessel Visit
- Booking Detail
- Import List By Vessel
- Mait/Hide Booking Report
- Rail By Line Report
- Appointments
- Reserved Empty Containers
- Projected and Actual Recap
- Empties Traffic Estimate



## Load List

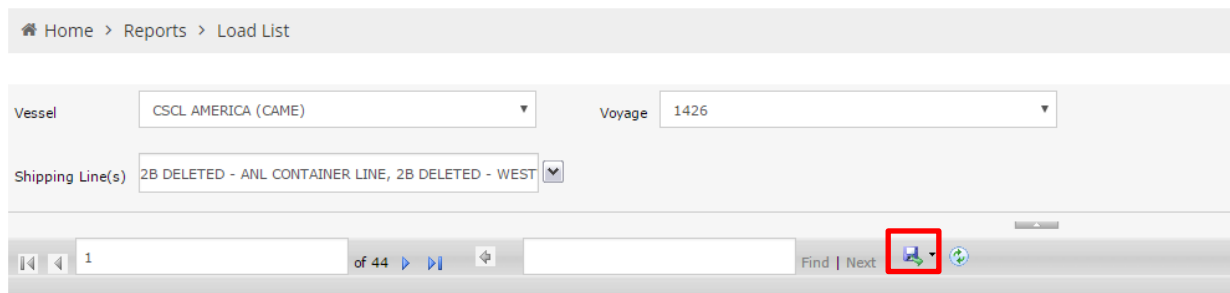
The Load List report allows the Steamship Line to look up all of their containers that have been loaded to a specific vessel. To query the data, select the vessel and voyage number and click on the View Report button on the far right hand side.

### Load List



Additionally, users have the ability to export the report into a variety of formats (PDF, Excel, and TIFF) to allow greater flexibility with the report data. The export button is found right below the “Voyage” parameter after the user submits the query.

### Load List



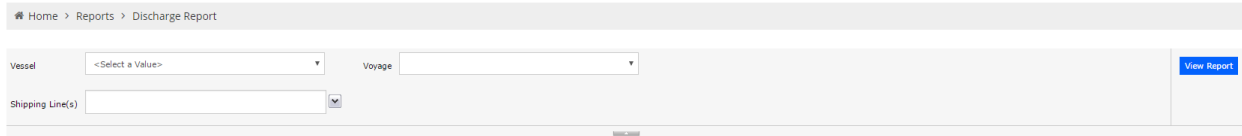
## Load List

Parameters	
Vessel:	CSCL AMERICA (CAME)
Voyage:	1426
Shipping Line(s):	Multiple Shipping Lines (+)

## Discharge List

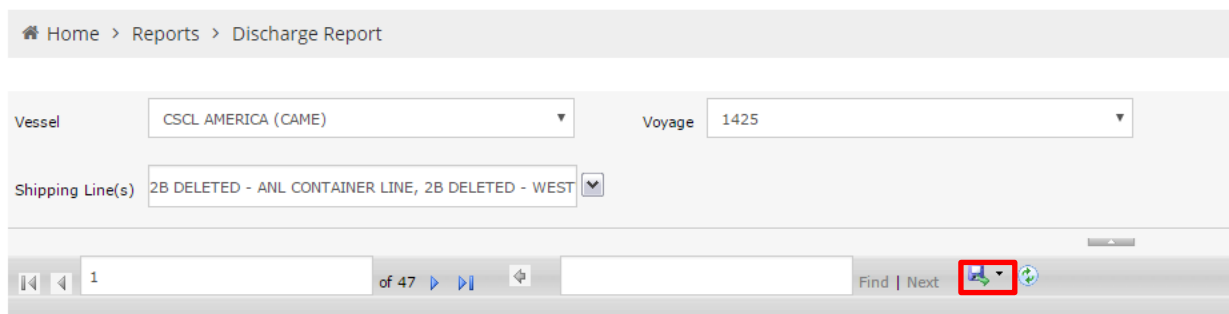
The Discharge List report allows the Steamship Line to look up all of their containers that have been discharged from a specific vessel. To query the data, select the vessel and voyage number and click on the View Report button on the far right hand side.

### Discharge Report



Additionally, users have the ability to export the report into a variety of formats (PDF, Excel, and TIFF) to allow greater flexibility with the report data. The export button is found right below the “Voyage” parameter after the user submits the query.

### Discharge Report



## Vessel Discharge

Parameters	
Vessel:	CSCL AMERICA (CAME)
Voyage:	1425
Shipping Line(s):	Multiple Shipping Lines (+)

## Equipment Inventory

The Yard Inventory Report allows the Steamship Line to look up the current snapshot of the cargo they have on dock, vessel, or rail. To query the data, first select “container” under the Equipment Class category. Next, pick the Category (Import, Export, or Empty), the Status (Empty or Full), and the Equipment Type (20’, 40’, 45’). Finally, select the Location (Yard, Vessel, or Rail) and click on the View Report button on the far right hand side.

In the below example, the search is set up to look for all empty 20’ containers in the yard.

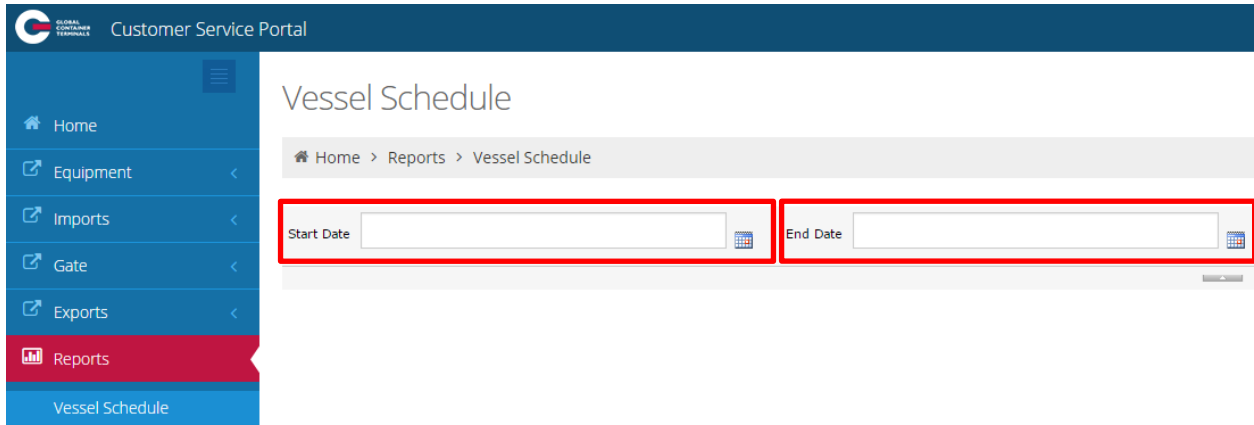
### Yard Inventory

Home > Reports > Yard Inventory

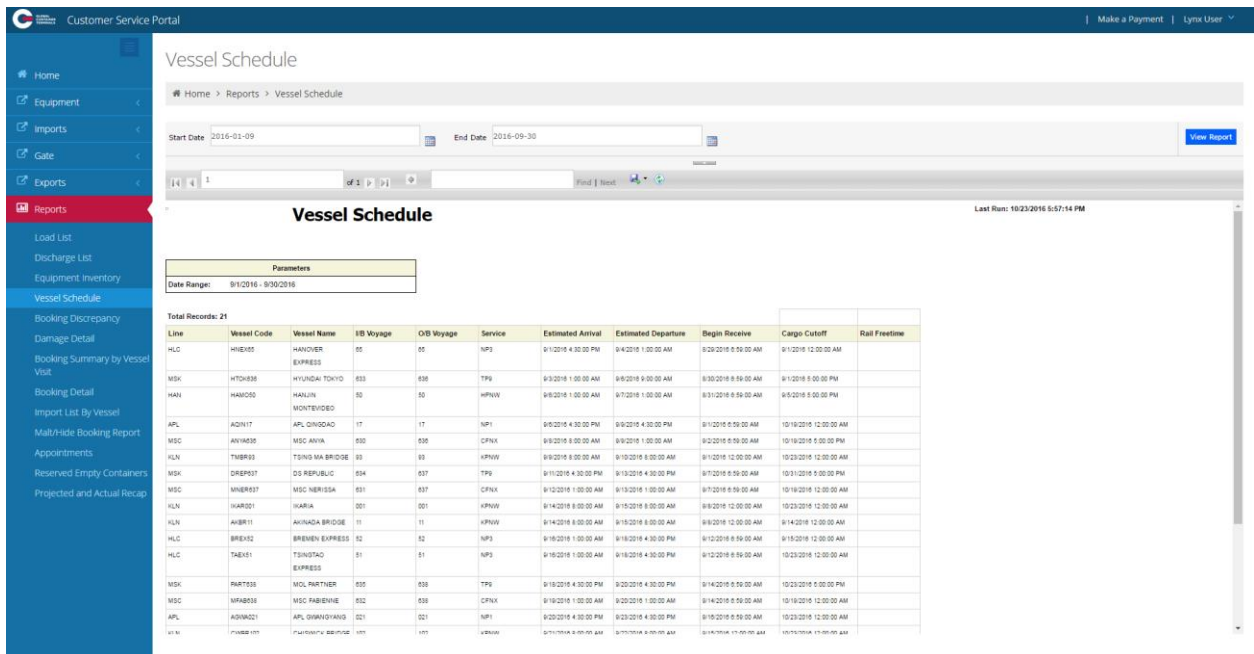
Shipping Line(s)	<input type="text"/>	Equipment Class	Container
Category	Empty Storage	Status	Empty
Equipment Type	-All 20s-	Location	Yard

## Vessel Schedule

The Vessel Schedule Report allows the Steamship Line to look up the GCT Deltaport Vessel Schedule from a set start and end date. The user can query the vessel schedule using their desired Start and End Date as parameters.



Additionally, users have the ability to export the report into a variety of formats (PDF, Excel, and TIFF) to allow greater flexibility with the report data. The export button is found right below the “End Date” parameter after the user submits the query.

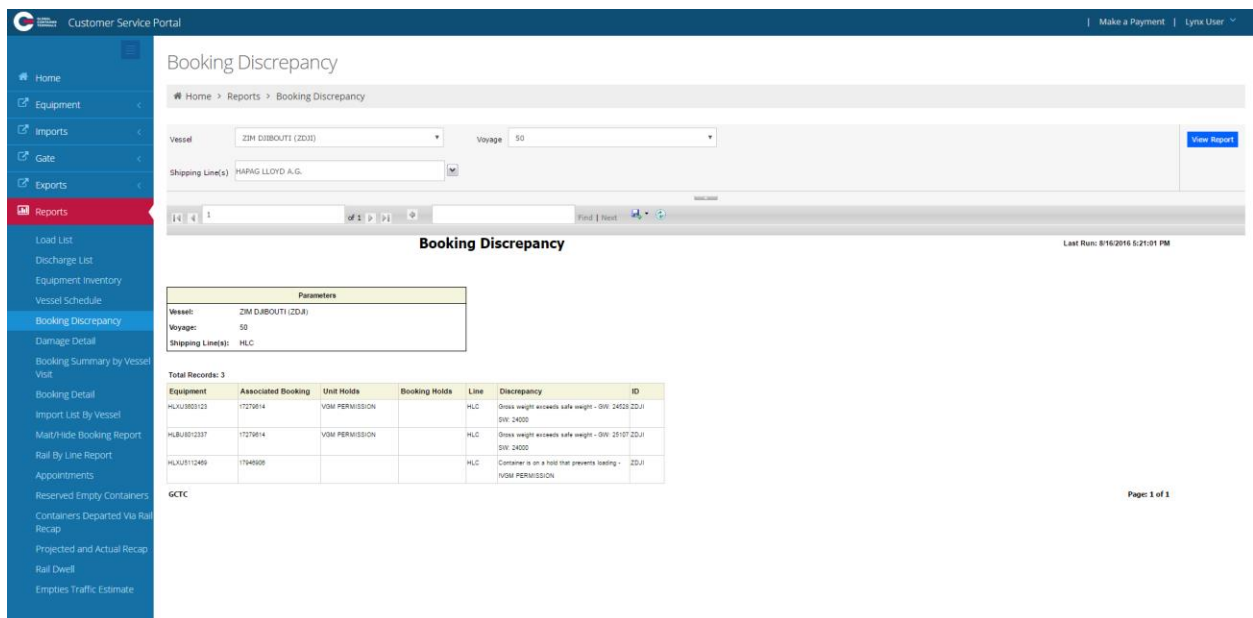


## Booking Discrepancy

The Booking Discrepancy Report allows the Steamship Line to look up booking discrepancies related to the specific vessel.

Discrepancies include:

- Unit has an unreleased Hold/Permission that prevents a UNIT\_LOAD event
- Unit's Gross Weight exceeds the unit's Safe Weight
- Unit has a Load Port that is not the Home Port (Vancouver)
- List of Containers where Container and Booking Port of Discharge Doesn't Match
- List of Containers that have a Different Category then the Booking's Category



**Booking Discrepancy** Last Run: 8/16/2016 5:21:01 PM

Parameters

Vessel: ZIM DIBOUTI (ZDJI)  
 Voyage: 50  
 Shipping Line(s): HLC

Total Records: 3

Equipment	Associated Booking	Unit Holds	Booking Holds	Line	Discrepancy	ID
HLXU383923	1727614	VGM PERMISSION		HLC	Gross weight exceeds safe weight - GW: 24528 ZDJI SW: 24000	
HLUB812337	1727614	VGM PERMISSION		HLC	Gross weight exceeds safe weight - GW: 25107 ZDJI SW: 24000	
HLXU512459	1744958			HLC	Container is on a hold that prevents loading - ZDJI VGM PERMISSION	

GCTC

Page: 1 of 1

## Damage Detail

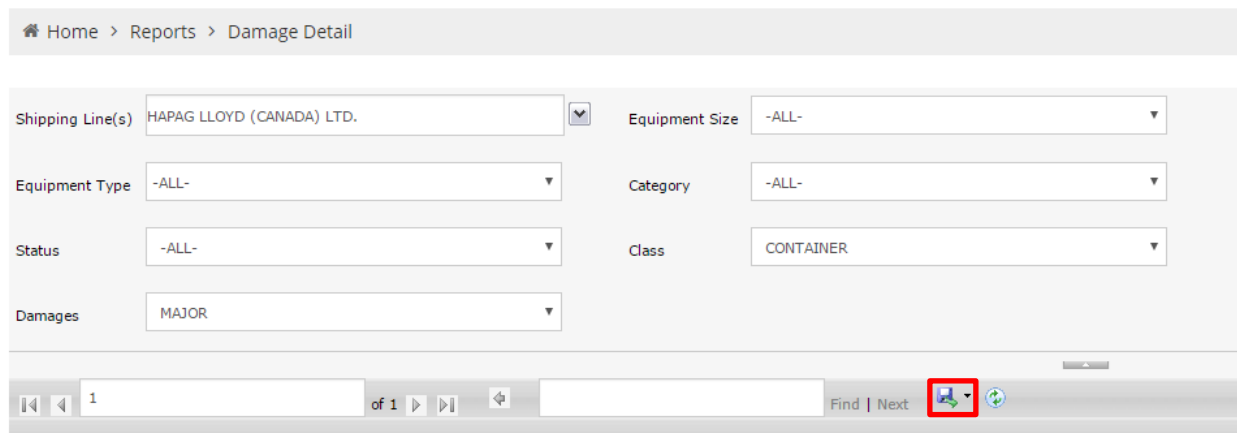
The Damage Detail Report allows the Steamship Line to query for damaged containers in addition to providing visibility into the description, type, and severity of the damage. To query the data, select the desired Equipment Size, Equipment Type, Category, and Status. For the Class field, select container. Finally, choose the damage severity (Major or Minor) and select the View Report button on the far right hand side.

### Damage Detail



Additionally, users have the ability to export the report into a variety of formats (PDF, Excel, and TIFF) to allow greater flexibility with the report data. The export button is found below the “Class” parameter after the user submits the query.

### Damage Detail



### Damage Detail Report

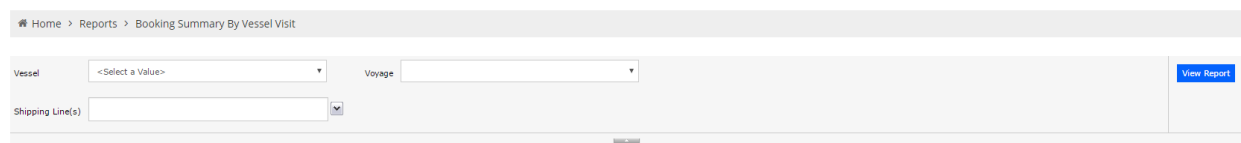
Parameters	
Size:	ALL
Type:	ALL
Category:	ALL
Status:	ALL
Shipping Line(s):	HLC
Damaged:	MAJOR
Class:	CONTAINER

## Booking Summary by Vessel Visit

The Booking Summary by Vessel Visit Report allows the Steamship Line to look up specific booking details sorted by POD (Port of Discharge) based on the outbound vessel. Each booking will provide the Equipment Size, Equipment Type, Shipper, Commodity, Temp (if applicable), Haz (if applicable), Quantity, Total Received, and Total Tally.

To query the data, select the outbound vessel along with the associated voyage number and click on the View Report button on the far right hand side.

### Booking Summary By Vessel Visit



The screenshot shows a web interface for generating a report. At the top, there is a breadcrumb trail: Home > Reports > Booking Summary By Vessel Visit. Below this, there are three input fields: 'Vessel' with a dropdown menu showing '<Select a Value>', 'Voyage' with a dropdown menu, and 'Shipping Line(s)' with a dropdown menu. To the right of these fields is a blue button labeled 'View Report'.

Additionally, users have the ability to export the report into a variety of formats (PDF, Excel, and TIFF) to allow greater flexibility with the report data. The export button is found below the “Class” parameter after the user submits the query.

# Booking Summary By Vessel Visit

Home > Reports > Booking Summary By Vessel Visit

Vessel: BUDAPEST EXPRESS (BPEX) Voyage: 34

Shipping Line(s): HAPAG LLOYD (CANADA) LTD.

1 of 1 Find | Next

## Booking Summary By Vessel

Parameters	
Vessel:	BUDAPEST EXPRESS (BPEX)
Voyage:	34
Shipping Line(s):	HLC

Total Records: 34

Line	POD	Destination	Booking	Sz Tp Ht	Shipper	Commodity	Temp	Haz	QTY	Recv'd	Tally	
HLC	NGB		17609853	40 GP 86					99	4	0	
			15276887	20 GP 86					99	2	0	
			093484809239802	20 GP 86					1	1	1	
									<b>Total POD:</b>	<b>199</b>	<b>7</b>	<b>1</b>
NGO	NGO		11280353	20 TN 86		UN3082 ENVIRONMENTALLY HAZARDOUS		9	1	0	0	
											<b>Total POD:</b>	<b>1</b>

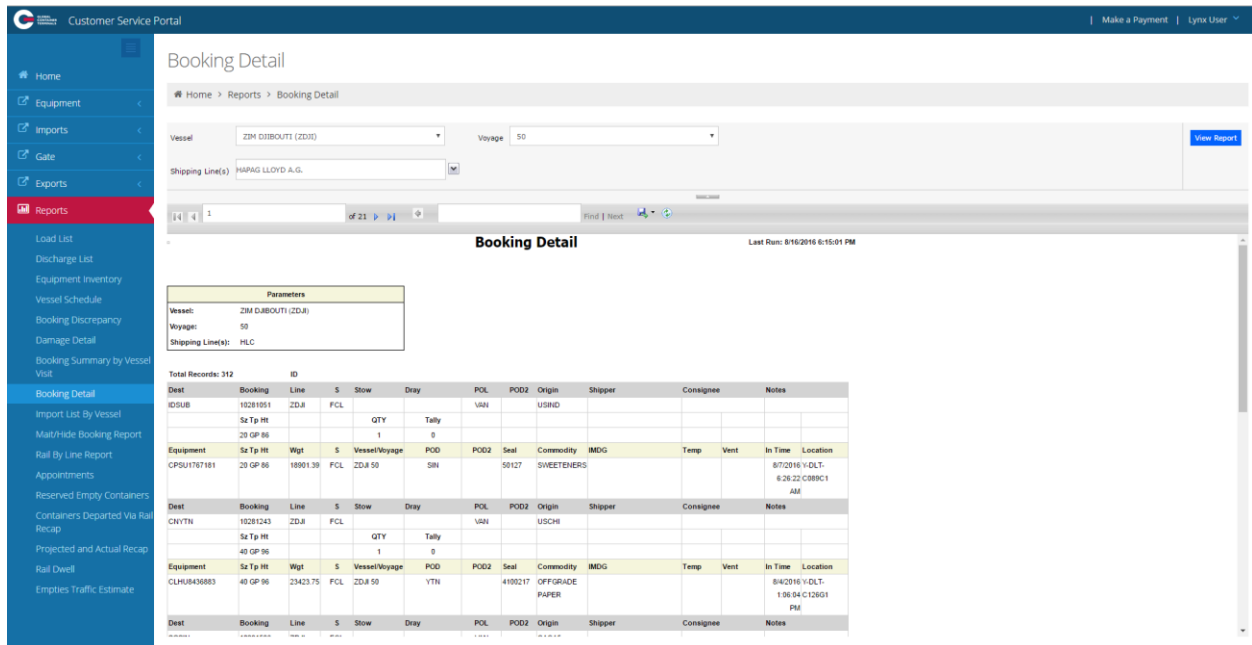


## Booking Detail

The Booking Detail Report allows the Steamship Line to pull up booking information related to a specific vessel.

Information included:

- Destination
- Freight
- Stow
- Size/Type/Height
- Weight
- Vessel/Voyage
- Port of Discharge
- Seal
- Commodity
- IMDG
- Temp
- Vent
- Container In-Gate Time
- Current Location
- Terminal Notes



**Booking Detail** Last Run: 8/18/2016 6:15:01 PM

Parameters

Vessel: ZIM DIBOUTI (ZDI)  
 Voyage: 50  
 Shipping Line(s): HLC

Total Records: 312

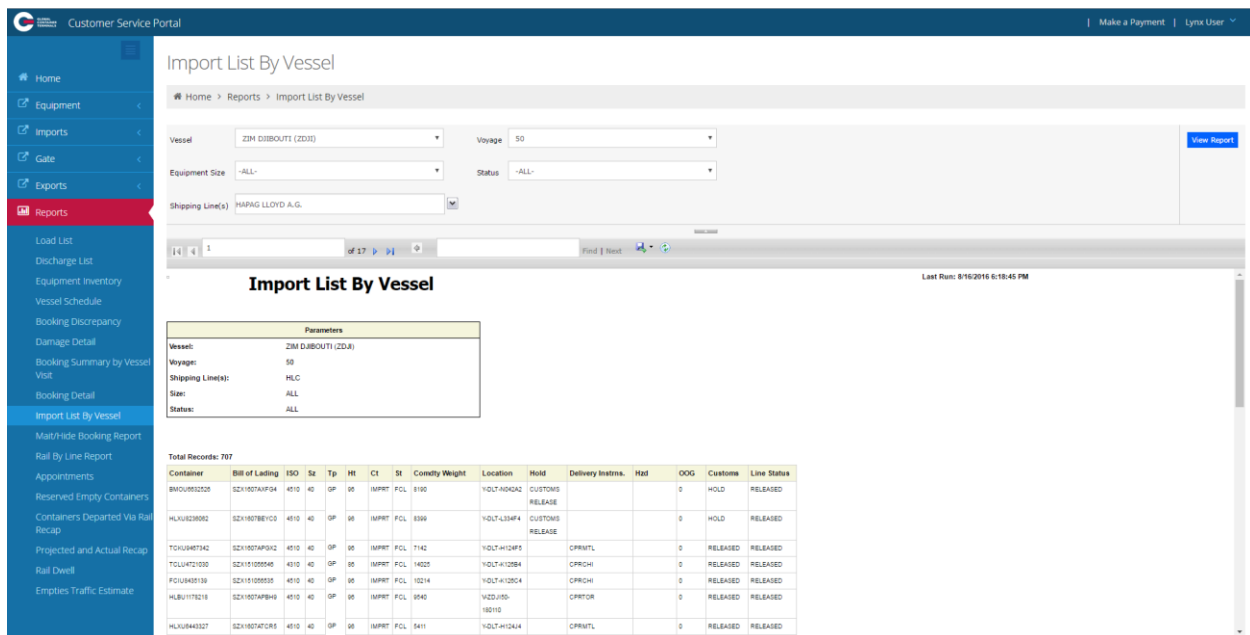
Dest	Booking	Line	S	Stow	Dray	POL	POD2	Origin	Shipper	Consignee	Notes				
DSUB	10281951	ZDI	FCL			VAN		USRD							
				QTY	Tally										
	20	GP	96	1	0										
Equipment	Sz	Tr	Ht	Wgt	S	Vessel/Voyage	POD	POD2	Seal	Commodity	IMDG	Temp	Vent	In Time	Location
CP5U1767181	20	GP	96	18901.39	FCL	ZDI 50	SIN		59127	SWEETENERS				8/7/2016 V.DLT	6:28:22 C089C1 AM
Dest	Booking	Line	S	Stow	Dray	POL	POD2	Origin	Shipper	Consignee	Notes				
CHYTN	10281243	ZDI	FCL			VAN		USCH							
				QTY	Tally										
	40	GP	96	1	0										
Equipment	Sz	Tr	Ht	Wgt	S	Vessel/Voyage	POD	POD2	Seal	Commodity	IMDG	Temp	Vent	In Time	Location
CLHUR436883	40	GP	96	23423.75	FCL	ZDI 50	YTN		4160217	OFFGRADE PAPER				8/4/2016 V.DLT	1:06:04 C12601 PM
Dest	Booking	Line	S	Stow	Dray	POL	POD2	Origin	Shipper	Consignee	Notes				

## Import List by Vessel

The Import List by Vessel Report allows the Steamship Line to pull up import containers related to a specific vessel. Steamship Lines are encouraged to run this report for import vessels to validate that the EDI was sent correctly for delivery instructions.

Other notable columns are:

- Commodity Weight
- Current Location
- Active Holds
- Delivery Instructions
- Hazardous Information
- OOG Status
- Customs Hold
- Line Hold



**Import List By Vessel**

Parameters

Vessel:	ZIM DIBOUTI (ZD8)
Voyage:	50
Shipping Line(s):	HLC
Size:	ALL
Status:	ALL

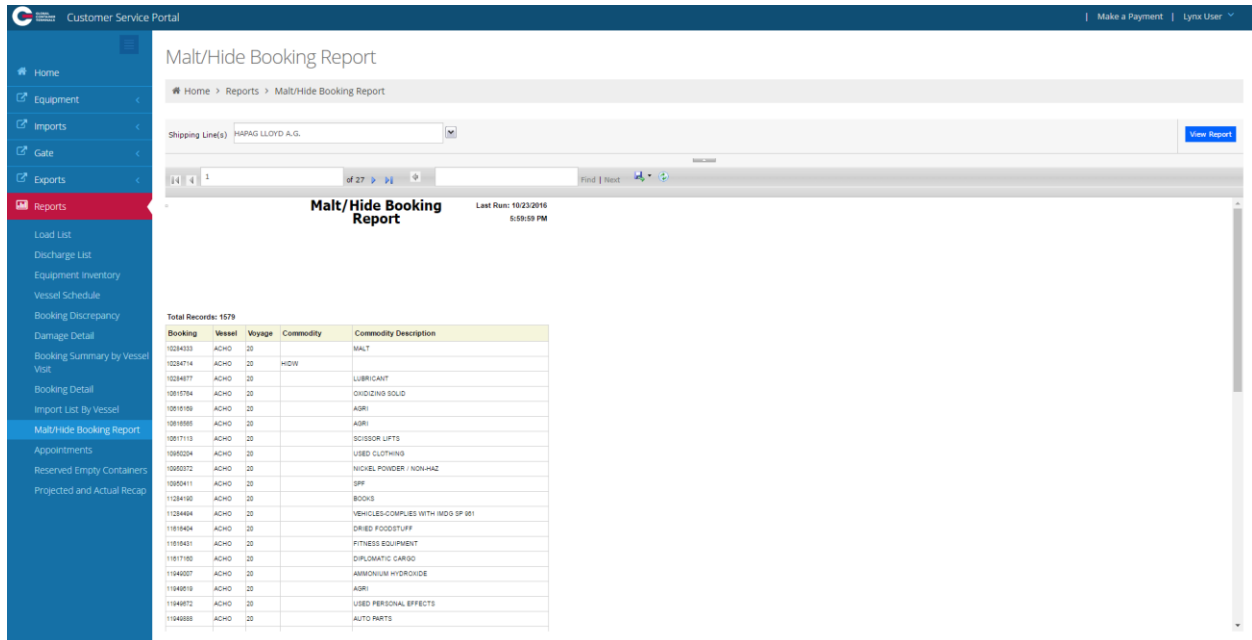
Total Records: 707

Container	Bill of Lading	ISO	SZ	TP	HE	CI	SI	Comdty Weight	Location	Hold	Delivery Instrms.	Haz	OOG	Customs	Line Status
BMOU832525	SZ1907AF54	4510	40	DP	95	IMPRF	FCL	8190	YOLT40242		CUSTOMS RELEASE		0	HOLD	RELEASED
HLXU828082	SZ1907BE100	4510	40	DP	95	IMPRF	FCL	8590	YOLT435F4		CUSTOMS RELEASE		0	HOLD	RELEASED
TCOU987342	SZ1907AP32	4510	40	DP	95	IMPRF	FCL	7142	YOLT412F5		OPRNTL		0	RELEASED	RELEASED
TCLU421030	SZ19100506	4510	40	DP	95	IMPRF	FCL	14020	YOLT412B4		OPRCHI		0	RELEASED	RELEASED
FCU845139	SZ19100505	4510	40	DP	95	IMPRF	FCL	10214	YOLT412B4		OPRCHI		0	RELEASED	RELEASED
HLXU117218	SZ1907AFB4	4510	40	DP	95	IMPRF	FCL	9540	VZD100-18010		OPROR		0	RELEASED	RELEASED
HLXU843327	SZ1907AF08	4510	40	DP	95	IMPRF	FCL	5411	YOLT41244		OPRNTL		0	RELEASED	RELEASED

## Malt/Hide Booking Report

The Malt/Hide Booking Report allows the Steamship Line to lookup all active bookings with missing commodity codes. Steamship Lines are encouraged to review and update the bookings on this report at least once every other day. This ensures all bookings are up-to-date and export containers can be readily planned to outbound vessels.

To query the data, select the Malt/Hide Booking Report option and the report will be generated automatically.



The screenshot shows the 'Malt/Hide Booking Report' interface in the Customer Service Portal. The report is for shipping line 'HAPAG LLOYD A.G.' and was last run on 10/23/2016 at 5:59:59 PM. The report displays a table with the following columns: Booking, Vessel, Voyage, Commodity, and Commodity Description. The 'Commodity' column is mostly empty, indicating missing commodity codes. The report title is 'Malt/Hide Booking Report' and it shows 'Total Records: 1579'.

Booking	Vessel	Voyage	Commodity	Commodity Description
1024333	ACHD	20		MALT
1024714	ACHD	20	MDW	
1024877	ACHD	20		LUBRICANT
10815784	ACHD	20		OHIZING SOLID
10910189	ACHD	20		ASRI
10918986	ACHD	20		ASRI
10817110	ACHD	20		SCISSOR LIFTS
10802294	ACHD	20		USED CLOTHING
10803372	ACHD	20		NICKEL POWDER /NON-HAZ
10804111	ACHD	20		SPR
11241480	ACHD	20		BOOKS
11244404	ACHD	20		VEHICLES/COMPLIES WITH IMDG SP 681
11818404	ACHD	20		DRIED FOODSTUFF
11818431	ACHD	20		FITNESS EQUIPMENT
11817180	ACHD	20		DIPLOMATIC CARGO
11846027	ACHD	20		AMMONIUM HYDROXIDE
11846019	ACHD	20		ASRI
11846872	ACHD	20		USED PERSONAL EFFECTS
11846888	ACHD	20		AUTO PARTS

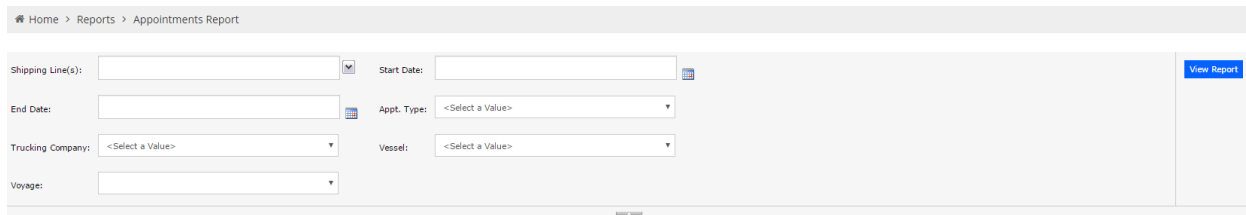
Additionally, users have the ability to export the report into a variety of formats (PDF, Excel, and TIFF) to allow greater flexibility with the report data. The export button is found below the "Class" parameter after the user submits the query.

## Appointments

The Appointments Report allows the Steamship Line to query for any and all appointment types associated with their cargo. The Steamship Line will be able to filter by pick-up and drop-off appointments, trucking company, vessel, and voyage. In addition, they will be able to set the start and end date as parameters for the search.

To query the data, select the desired Start and End Date, the Appointment Type, Trucking Company, and the Vessel and Voyage number. Select the View Report button on the far right hand side.

### Appointments Report



Home > Reports > Appointments Report

Shipping Line(s):  Start Date:

End Date:  Appt. Type: <Select a Value>

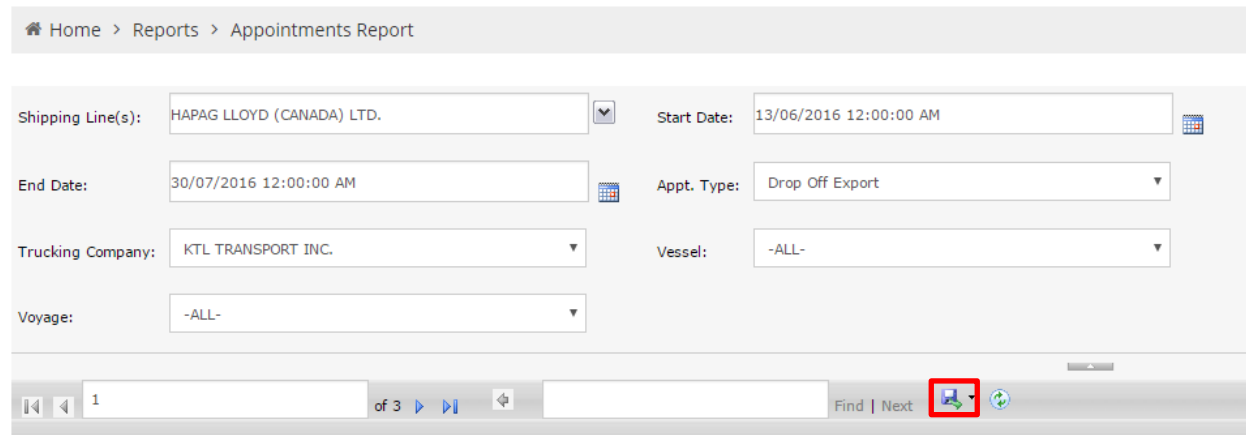
Trucking Company: <Select a Value> Vessel: <Select a Value>

Voyage:

View Report

Additionally, users have the ability to export the report into a variety of formats (PDF, Excel, and TIFF) to allow greater flexibility with the report data. The export button is found below the “Vessel” parameter after the user submits the query.

### Appointments Report




Home > Reports > Appointments Report

Shipping Line(s): HAPAG LLOYD (CANADA) LTD. Start Date: 13/06/2016 12:00:00 AM

End Date: 30/07/2016 12:00:00 AM Appt. Type: Drop Off Export

Trucking Company: KTL TRANSPORT INC. Vessel: -ALL-

Voyage: -ALL-

1 of 3 Find | Next 

## Reserved Empty Containers

The Reserved Empty Container Report allows the Steamship Line to query for all of the empty containers that have been reserved against an EDO or Booking. The Steamship Line will be able to filter for size/type/height as well as the vessel and voyage number. Once the desired parameters are set, select the View Report button on the far right hand side.

### Reserved Empty Containers Report

Home > Reports > Reserved Empty Containers Report

Shipping Line(s):  Size: -ALL-

Type: -ALL- Height: -ALL-

Vessel: -ALL- Voyage: -ALL-

[View Report](#)

Additionally, users have the ability to export the report into a variety of formats (PDF, Excel, and TIFF) to allow greater flexibility with the report data. The export button is found below the "Voyage" parameter after the user submits the query.


### Reserved Empty Containers Report

Home > Reports > Reserved Empty Containers Report

Shipping Line(s):  Size: -ALL-

Type: -ALL- Height: -ALL-

Vessel: -ALL- Voyage: -ALL-

1 of 1 Find | Next 

**Reserved Empty Containers** Last Run: 7/30/2016 1:52:43 PM

Parameters	
Shipping Line:	HLC
Vessel:	-ALL-
Voyage:	-ALL-
Size:	-ALL-
Type:	-ALL-
Height:	-ALL-

Total Records: 1

Line: HLC

EDO/Booking Nbr	Line	Type	Purpose	Ves/Voy	Carrier	POL	POD	Sz	Tp	Ht	Qty	Tally	Container	Position	Age
HLC20TEST	HLC	EDO						20	GP	88	100	8	TTNU3158045	U093F.2	59

GCTC Page: 1 of 1

## Appendix I

Common ISO Table							
ISO Id	Length	Height	ISO Group	Arch ISO	Tare Wt (kg)	Safe Wt (kg)	Reefer Type
<b>2200</b>	20'	8'6"	General purpose container without ventilation	2DRS	1,900	24,000	Non-reefer
<b>2203</b>	20'	8'6"	General purpose container without ventilation	2HTS	1,900	24,000	Non-reefer
<b>2220</b>	20'	8'6"	Refrigerated container	2INS	1,900	24,000	Air-cooled, Dual Volt
<b>2230</b>	20'	8'6"	Refrigerated container	2RFS	2,750	24,000	Air-cooled, Dual Volt
<b>2250</b>	20'	8'6"	Open-top container	2OTS	1,900	24,000	Non-reefer
<b>2261</b>	20'	8'6"	Platform, incomplete superstructure: fixed	2FRS	1,900	24,000	Non-reefer
<b>2270</b>	20'	8'6"	Tank container for non-dangerous liquids	2TKS	1,900	24,000	Non-reefer
<b>2760</b>	20'	2'1"	Platform	2PL2	1,900	24,000	Non-reefer
<b>4200</b>	40'	8'6"	General purpose container without ventilation	4DRS	3,084	30,480	Non-reefer
<b>4230</b>	40'	8'6"	Refrigerated container	4RFS	3,950	30,480	Air-cooled, Dual Volt
<b>4242</b>	40'	8'6"	Refrigerated container	4INS	3,084	30,480	Air-cooled, Dual Volt
<b>4250</b>	40'	8'6"	Open-top container	4OTS	3,084	30,480	Non-reefer
<b>4259</b>	40'	8'6"	General purpose container without ventilation	4HTS	3,084	30,480	Non-reefer
<b>4261</b>	40'	8'6"	Platform, incomplete superstructure: fixed	4FRS	3,084	30,480	Non-reefer
<b>4270</b>	40'	8'6"	Tank container for non-dangerous liquids	4TKS	3,084	30,480	Non-reefer
<b>4500</b>	40'	9'6"	General purpose container without ventilation	4DRH	3,084	30,480	Non-reefer
<b>4530</b>	40'	9'6"	Refrigerated container	4RFH	4,150	30,480	Air-cooled, Dual Volt
<b>4542</b>	40'	9'6"	Refrigerated container	4INH	3,084	30,480	Air-cooled,

							Dual Volt
<b>4550</b>	40'	9'6"	Open-top container	4OTH	3,084	30,480	Non-reefer
<b>4559</b>	40'	9'6"	General purpose container without ventilation	4HTH	3,084	30,480	Non-reefer
<b>4561</b>	40'	9'6"	Platform, incomplete superstructure: fixed	4FRH	3,084	30,480	Non-reefer
<b>4570</b>	40'	9'6"	Tank container for non-dangerous liquids	4TKH	3,084	30,480	Non-reefer
<b>45G9</b>	40'	9'6"	Cooling Unit	GP40	3,084	30,480	Non-reefer
<b>4760</b>	40'	2'1"	Platform	4PL2	3,084	30,480	Non-reefer
<b>9500</b>	45'	9'6"	General purpose container without ventilation	5DRH	3,800	30,480	Non-reefer
<b>9502</b>	48'	9'6"	General purpose container without ventilation	8DRH	3,800	30,480	Non-reefer
<b>9503</b>	45'	9'6"	General purpose container without ventilation	5DRH	3,800	30,480	Non-reefer
<b>9530</b>	45'	9'6"	Refrigerated container	5RFH	3,800	30,480	Air-cooled, Dual Volt
<b>9550</b>	45'	9'6"	Open-top container	5OTH	3,800	30,480	Non-reefer
<b>9559</b>	45'	9'6"	General purpose container without ventilation	5HTH	3,800	30,480	Non-reefer
<b>9561</b>	45'	9'6"	Platform, incomplete superstructure: fixed	5FRH	3,800	30,480	Non-reefer
<b>9760</b>	45'	2'1"	Platform	5PL2	3,800	30,480	Non-reefer



## Contact Us

If you have any further questions or concerns please do not hesitate to contact us at:

Telephone: +1 888 342 3385

Email: [customerservice-can@globalterminals.com](mailto:customerservice-can@globalterminals.com)

Thank You,

Global Container Terminals – Canada