



The *Choices* brand
Windows • Doors • Conservatories



...let your imagination run wild



PVCU Windows, Doors and Conservatories

The *Choices* brand - the brand that allows you to let your imagination run wild

You may be looking for a 'MODERN' or 'TRADITIONAL' look for your house - it's all here.

Your choice may well be for **STANDARD** white or foiled PVCU windows and matching doors. However, there is further choice in the '**ALTERNATIVE TO TIMBER**' collection. If you would like windows and doors that mimic timber – all the looks but not the hassle – then look at the 'Collection' – it's all there.

For the modern look there is a full range of **ALUMINIUM** windows and doors with their neat and tidy slim frames giving more glass area.

For doors there are the usual single and double doors with a variety of designs – but also have a look at the sliding and folding doors which can bring a new dimension to your home.

Last, but by no means least, there is the **GLASS!** Choice of patterns, colours and performance. In addition, you can consider glass that helps reduce noise, increases security, improves thermal performance and even reduces fade in carpets and furniture - it's all here.

The products are all shown in the following pages and although the choice is stunning, there is one constant and that is the high quality and high performance of every product.



'Alternative to Timber' Collection



Aluminium Range



PVCU WINDOWS

Windows with the widest choice

Choices standard PVCU range offers different styles and types of windows to suit you and your property.

Your windows can be made fully sculptured, fully bevelled or both, in systems that are totally compatible with *Choices* doors and conservatories.




Sculptured

Sculptured or Bevelled profiles windows with a choice of black or silver gaskets



Bevelled



Choices thermally efficient, low maintenance windows and doors are available in a wide range of colour finishes



Rosewood



Mahogany



Irish Oak



Golden Oak



Black / Brown



Dark Green



Chartwell Green



Grey



Cream



White Ash



Painswick Grey

'Alternative to Timber' Collection

Flush 70

Flush 70 combines modern performance with traditional styling offering authenticity without compromise.

The traditional appearance coupled with the 70mm frame depth and flush casement design, combine to offer a cost effective alternative to timber.



Flush Sash with 70mm Frame Depth offering compatibility when replacing most modern Window Systems



162mm Sash / Mullion / Sash sightlines with Arrissed Joints Mimicking Traditional Timber Joinery



Conservation friendly

Flush 100

In old or new properties, Flush 100 provides the perfect solution.

With it's 100mm frame depth, 9 chamber profile and remarkable resemblance to timber or painted timber, coupled to exceptional thermal efficiency and security, the overall feel good and look good factor is ensured.



The sashes have the option of having mechanical 90° joints that look like quality timber joinery



Unlike most other PVCU systems the woodgrain or painted timber effect is sustained throughout the frame




Looks and feels like timber

Legacy

LEGACY - the alternative to timber due to its authentic finish.

With the 70mm, 5 chambered profile giving outstanding performance in terms of high thermal efficiency, high security and low maintenance (no more painting or staining) the perfect living environment is assured.




154mm Sash / Mullion / Sash Sightline designed to replicate the putty line detail of a timber window



This could be traditional timber joinery, in fact it is LEGACY with arrissed joints and sculptured detail



New Concept, Traditional Idea



VERTICAL SLIDING SASH WINDOWS

Choices Heritage vertical sliding sash windows are energy efficient with high performance and security. They are easy to slide open and with both panes tilting inwards making them easy to clean.

In any property, the authentic detailing of the sash horns, a deep bottom rail, slim interlock and traditional chamfer on the sashes make it almost indistinguishable from timber



Optional Mechanical Joints



Optional Runthru horns



Attention to detail

The *Choices* 'Alternative to Timber' Window range is available Energy Rated "A"

See the *Choices* 'Alternative to Timber' brochure for further details on the full range



The *Choices* brand Aluminium Windows

Slim, Neat, Tidy
and available in
a choice of four
different designs



Puttyline Sash

Stepped Sash

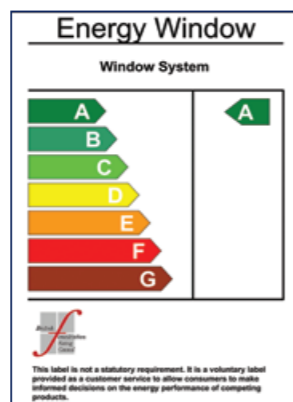
Contemporary Flat Sash

Externally Beaded Sash

Windows with the widest choice of colour and style

Manufactured from state-of-the-art Aluminium, *Choices* Aluminium windows are designed to the highest standard, making them low maintenance and with a high level of security as standard.

Available in a vast choice of colours and styles to fit any requirement.



Window Energy Rating 'A' Available



Endless choice of colour

Available in any single or dual RAL colour



Ideal for traditional or contemporary properties



Heritage 'Slimline' Aluminium Windows

The 'Alternative to Steel'

Choices Heritage window is designed to offer a modern aluminium replacement to the traditional steel window

The window features signature ultra slim sight lines and attractive contours.

The similarity is so close, that the window will often satisfy the exacting requirements of 'Heritage' restoration.




Slimline frame and opener only 58mm sightline



Window Security

Choices provides exceptional quality and security

- a** Internally beaded for added security
- b** Security glazing which benefits from the strength of laminated glass (optional)
- c** Central reversing claws operate in opposite directions providing a secure lock
- d** Locking hooks for additional hinge protection (optional)
- e** Substantial die cast keep to retain reversing claws providing secure locking including night vent facility
- f** Cranked handle (optional) easy to use, offset design with push button release



Escape Routes

Choices provides exceptional quality as standard



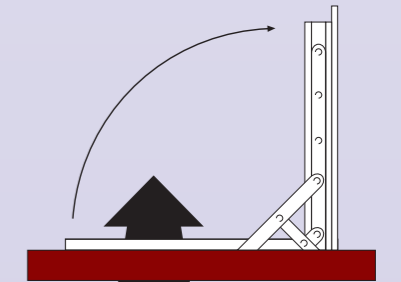
French Windows are excitingly different and certainly contemporary, yet with classical good looks. Both sides open fully leaving a clear, unobstructed opening. This gives an easy escape route should there ever be an emergency.



Tilt and Turn windows have built in versatility. Turn the handle and the window tilts inwards for ventilation.

Turn the handle further and the window hinges inwards for ease of cleaning and escape should there be an emergency.

Escape/easy clean hinges provide an escape route and the facility to clean the exterior from the safety of the room.



Quick Escape



Easy Clean

Ventilation

If working under the strictures of 'Building Regulations' ie New Build including extensions, then Rapid Ventilation must be incorporated. This means that the 'clear area' created by open windows must not be less than one twentieth of the floor area. Again, in 'New Build, situations 'background ventilation' must be incorporated – usually by 'trickle vents'.



Trim Vent - Internal



Trim Vent - External

Child Safety

With *Choices* you have the option of an effective window safety device that cannot be disengaged accidentally



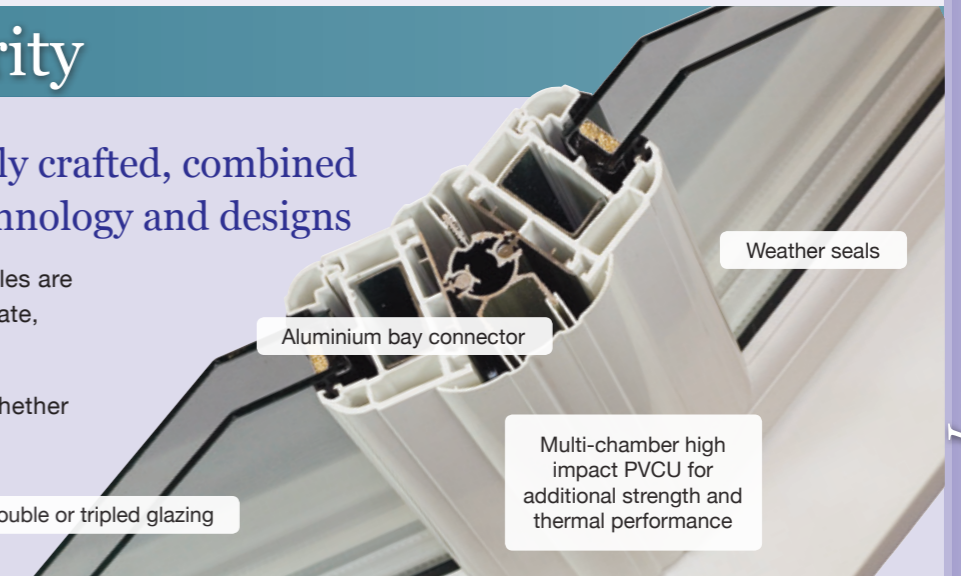
Structural Integrity

Choices products are expertly crafted, combined with the most advanced technology and designs

Impact resistant, multi-chamber PVCU profiles are engineered for strength and where appropriate, are reinforced with galvanised steel.

You can be confident in every application whether it's a custom built conservatory or a super strong jacking system for bay windows and coupled frames.

Double or triple glazing



Standards

Choices believe in working to not only high standards – but measurable high standards

To this end, *Choices* takes its accreditation in management and manufacturing very seriously. This ensures that you are getting a product with proven performance at whatever level.

Attributed to CWG Choices Ltd and its Suppliers



British Standard BS 7412 : 1991
All relevant windows are manufactured to BS 7412 and can be upgraded to BS 7950 for enhanced security.



PAS 23 & 24
Door sets manufactured for enhanced security.



BS EN ISO 9001:2000
Production operates under the auspices of BS EN ISO 9001:2000 the international standard for quality management.



British Board of Agreement
Conservatory Roof Systems supplied are to assessment report No. 1672



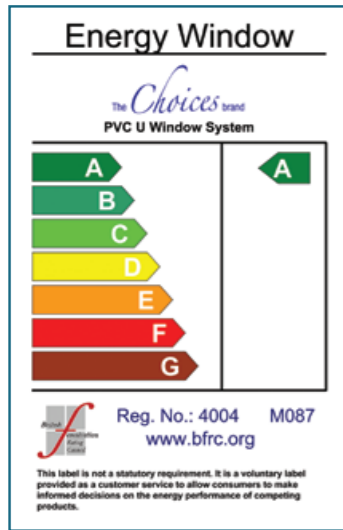
Secured By design
Windows and Doors manufactured to police preferred high security



Glass & Glazing
Glass supplied is to BS 6206 - safety glass & BS 6206 : Code of Practice plus CEN 1279-2 for sealed unit performance.

Choices takes glass seriously

Many think that glass is just for looking through - it is - but also for much much more!



Choices products are energy efficient

The benefit of choosing the Choices range of windows is the high specification glazing that comes with them.

Choices uses EcoClear® as standard in all their windows and doors and all Choices 70mm PVCU standard windows are 'A' Energy Rated as standard.

EcoClear® delivers the highest possible window energy ratings. By using EcoClear® you are minimising heat loss and so helping to reduce your heating bills. You will have peace of mind knowing that you have glazing of the highest performance virtually eliminating condensation and draughts.



Triple glazing for enhanced energy saving



To further minimise the heat loss through your glass, there is 'triple glazing'. This means reduced heat loss and less heat input, so reduced heating bills.

Your 'feel good' factor is enhanced in that you know you are doing all you can to reduce your carbon footprint, so helping save the planet.



ComfortClear 'Ultra4' upgrade to a quieter, safer and more habitable home



Thermal Performance Glazing



'Ultra4' offers the same great thermal performance as Choices high specification 'A' rated windows.

A special microscopic coating on the glass helps to reflect heat back into your room offering savings of up to 22% on energy bills versus single glazing.

With up to 26% of all heat from homes being lost through the windows, choosing the right windows and glass is an easy way to make your home warmer.



Noise Control Glazing



Making our homes free from unwanted noise is important for all of us. 'Ultra4' is specially designed with a transparent sound absorbing layer built into the glass and is 20% better than Choices standard glazing at reducing sound.

Upgrading to 'Ultra4' will reduce the noise heard from cars, neighbours, planes and many other things that bring unwanted noise into your home.



High Security Glazing



A safe home is critical, upgrading to 'Ultra4' will provide you with peace of mind and make your home more secure.

A very strong transparent film is glued between two layers of thin glass making it much harder to break than Choices standard glass. If there is an accident the film holds any broken glass in place and avoids it shattering on the floor.



Furniture Fade Protection



How many times have you seen your furniture fade from years of exposure to the sun. This is a result of the UV light from the sun which will fade carpets, sofas and curtains. Reducing the effects of these UV rays helps your carpets & furniture stay looking new for longer.

Upgrading to 'Ultra4' will block 99.6% of the UV rays that fade furniture.

Decorative Glazing - Enhance the look

Hardware

Astragal / Georgian Bars

Available in all colours. Externally and internally fitted on the surface of the glass, giving an authentic look and feel to any window, door or conservatory.



25mm Astragal Bar

50mm and 25mm Astragal Bar Combination

50mm Astragal Bar

Internal Georgian Bars

Internal Georgian Bars are internally fitted inside the glass and are available in 18mm or 25mm. Various styles include single bars, grids, curved hoops and even gold effect.



White 18mm Georgian Bar

Brown 18mm Georgian Bar

Gold Effect Georgian Bar

Lead Work

Standard or antique handcrafted lead work is available in diamond, rectangular, queen anne and decorative colour bespoke designs.



9mm Square Lead

9mm Diamond Lead

Bespoke Leadwork

Standard In line Window Handle



White

Black

Hardex Gold

Hardex Chrome

Hardex Bronze

Hardex Satin

Hardex Graphite

Antique Black

Optional Cranked Window Handle

Available in all colours displayed above



Elegance Range



Antique Black Monkey Tail

Hardex Gold Monkey Tail

Hardex Chrome Monkey Tail

Hardex Graphite Monkey Tail

Elegance Range Matching Functional Stay (Flush 100 only)

Elegance Range Matching Dummy Stay

Tear Drop Range



Antique Black Tear Drop

Hardex Gold Tear Drop

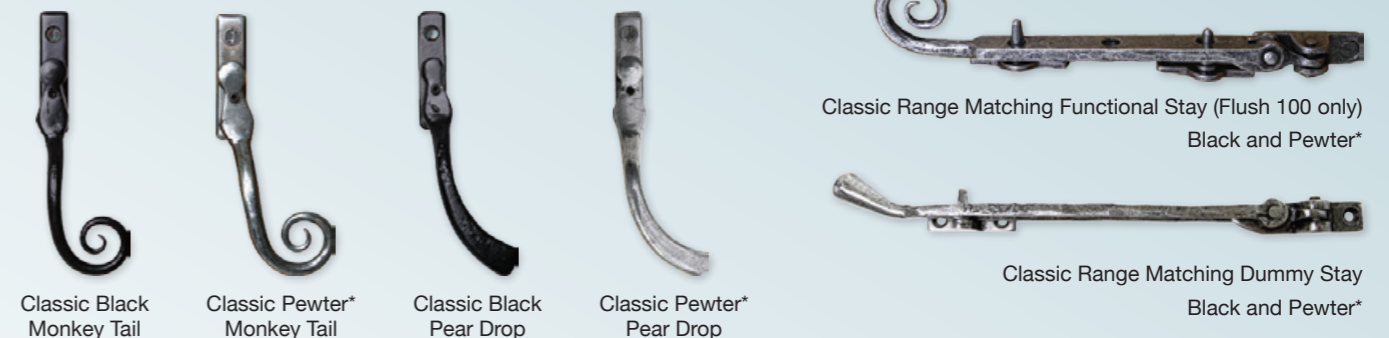
Hardex Chrome Tear Drop

Hardex Graphite Tear Drop

Tear Drop Range Matching Functional Stay (Flush 100 only)

Tear Drop Range Matching Dummy Stay

Classic Range



Classic Black Monkey Tail

Classic Pewter* Monkey Tail

Classic Black Pear Drop

Classic Pewter* Pear Drop

Classic Range Matching Functional Stay (Flush 100 only) Black and Pewter*

Classic Range Matching Dummy Stay Black and Pewter*

NB: The Classic Range is hand made so exact match is not guaranteed

*Coloured is described as Pewter Patina





Entrance Doors

Entrance Doors

**PVCU - Aluminium - Composite
Doors to suit any opening**

Back doors, front doors, the ultra strong composite doors, sliding patio doors, stable doors, french doors or the multifolding door which can give clear openings up to 5 metres in width - Doors to suit just about any situation.



Back Doors



Stable Doors



French Doors



Patio Sliding Doors



Multifolding Doors

Door Security

The Choices brand Door security



- a** Hook claws top and bottom operate in reverse directions for anti-lift
- b** Centre hook claw with smooth locking operation. Provides high level of security in the centre of door
- c** Top and bottom roller cams provide a reliable weatherproof seal
- d** Adjustable steel 8mm diameter shootbolts as standard on slave door and optional on master door
- e** Adjustable flag hinge
- f** Stainless steel one piece keeps combine with hook claws to provide highly secure locking and non corrosive long lasting performance



Top & Bottom Hookbolt

Reverse hook bolts for anti-lift. Assists door compression. Provides a high level of security against attack.



Centre Hookbolt

Smooth locking operation that provides an extra level of security in centre of door. Same lock will suit Lever/Pad or Lever/Lever.



Roller lock

Provides a weatherproof seal and offers additional security by tightly binding the door sash and frame together.



- g** Anti bump/snap cylinder optional
- h** Pad handle (optional) on the outside
- i** The Slimline Dynamic door hinge in a range of colours (optional)
- j** Haven bright Chrome 3D Hinge along with White, Brown, Hardex Gold and Antique Black as options
- k** Mobility threshold (optional) provides easy access

Secured by Design
Accredited By Secured By Design
Yale high security locks are 'Police Preferred Specification'



Part M Compliant
Mobility Access



ULTION Cylinder upgrade

Ultion cylinders are available to fit to any new Choices single, double or multifold door and can be retrofitted to existing Choices doors
The basis of the high security is the Molybdenum Alloy Core (Centre section) which as soon as the lock comes under attack, goes into 'Lockdown Mode'. The first two sections are designed to 'snap' off – then the attacker will be confronted with the high security 'core'.

Door security The Choices brand

Make the most of the room with a view to enjoy all year round

PVCU Range



Multifolding Doors

Choices Multifolds are a new concept in PVCU folding doors, combining the rigidity of aluminium and the aesthetics of timber.

Its attention to detail in design, security and thermal performance all combine to make it a truly innovative way to transform any room. All door leaves fold flat to the inside or the outside of the opening providing maximum clear opening space.

The perfect addition to any home to help divide a room, open up onto a terrace or conservatory - or for simply enjoying panoramic views.



ALUMINIUM Range



Multifolding Doors

Choices Aluminium Multifolding doors flexible and modern space for living, whether you want to use them internally or externally.

Our bespoke designs perfectly match the existing style of your home, allowing natural light to flood in whilst providing the opportunity to bring the outdoors, indoors.

Choices Cornerless Multifolding Doors offer the ultimate uninterrupted view, inside and outside of any room.



Premidoor A 'sliding' door of exceptional size

Premidoors provide vast unbroken sightlines for maximum viewing with high levels of security and weather performance. This makes an impressive entrance for any room. Perfect for creating a secure barrier for that large opening that demands unbroken sightlines.



Patio Doors

The Aluminium sliding door is a multi-configuration in-line system that allows you to specify and design the most suitable solution for your project.

The system is available with fixed lights or sliding doors, as well as double and triple track options. Outstanding thermal performance and the highest quality fittings ensure reliable and comfortable operation.

Premidoor & Multifold
The *Choices* brand

Premidoor & Multifold
The *Choices* brand

'Alternative to Timber' Doors


Flush 100 100mm Flush Sash Doors

Put simply *Choices* Flush Fitted Doors are designed to replicate traditional timber doors with flush fitting sashes. With their authentic slimline appearance they offer the perfect match in design and colour to the *Choices* Flush Casement Window.

Choices flush fitted doors are available as open out single and double doors, with full height glass panels and optional traditional georgian bars.



Flush Fitting Sashes



Optional Mechanical Joints



Alternative to Timber Doors

Period Style Entrance Doors

Choices 'Alternative To Timber' door range, are traditional looking doors utilising the benefits of modern materials. Expertly handcrafted with mechanically jointed midrails and mullions to create an authentic wooden appearance.

There are many hardware alternatives available including the traditional AV2 Heritage lock, which removes the need for a modern external lever to operate the locking system.



Composite Doors

Durability with modern technology

Choices Solidors look and feel just like natural wooden doors but offer all the benefits and security of a modern product. Available with optional side panels and there is also the option for a french door combination.

Each composite door is constructed with a solid timber core and a high security locking as standard, thus providing peace of mind for the security of your home.

Design Features



Solid Timber Core



Traditional Hardware



Traditional looks



Stable Door Option

'Imagine' Single and Double Doors

A stunning range of traditional looking open-in or open-out doors, their unique design means there is no requirement for a floating mullion on double doors. With flush fitting sashes on open out doors, improved appearance and slimmer sightlines are assured.





Choices Conservatories

What do you want your conservatory to be?

Benefits of enhancing a *Choices* conservatory with a glass roof:

- ✓ Excellent thermal insulation reducing energy costs
- ✓ Warmer in winter months
- ✓ Cooler in summer months
- ✓ Dual action 'self clean' glass
- ✓ Reduced solar heat gain
- ✓ Reduced noise interference


Self clean glass

The special ACTIV™ coating reacts with daylight to break down organic dirt. When water hits the glass instead of forming droplets it spreads evenly, running off in a "sheet" and taking the loosened dirt with it.



Customise with colour

Why stick to the traditional white conservatory when colour is readily available to suit your style and taste.



Lounge, Dining Room or Games Area?

...A meeting room or study, a place to sit, to relax, or to enjoy. A comfortable place, a place of peace, to meet with friends or family, a place that is as versatile and as adaptable as you choose.

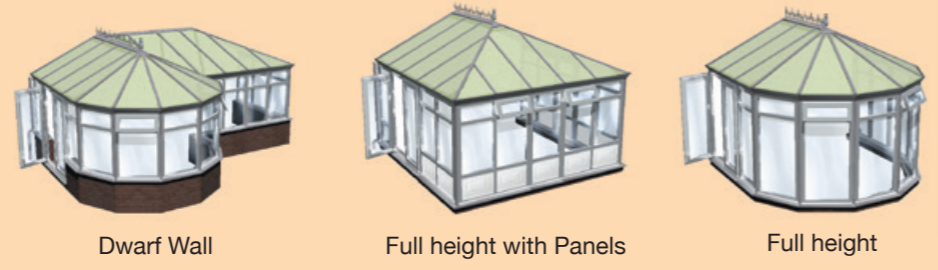
Attractive and Versatile lifestyle choice!



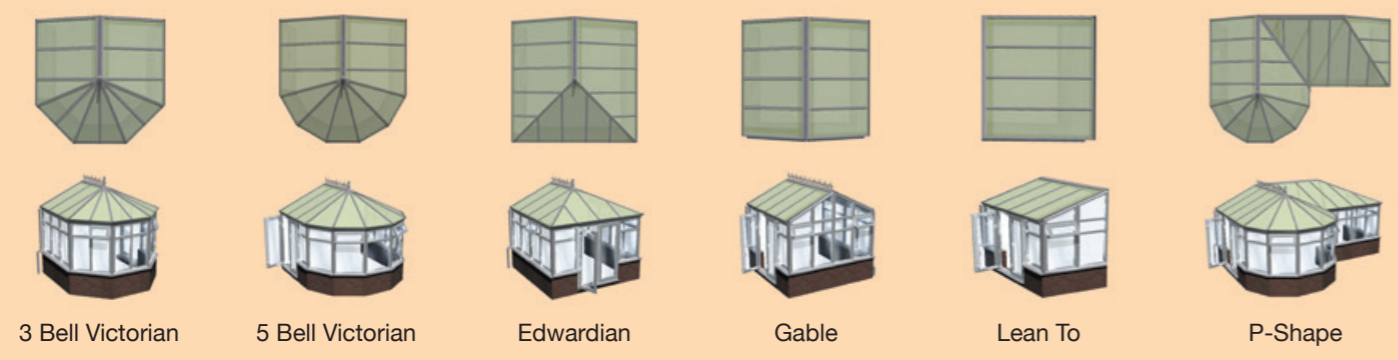
What size or style?

Choices Conservatories are available in a wide range of styles, sizes and finishes with options that will meet most requirements.

Frame Styles



Conservatory Styles





Orangeries and Garden Rooms

A new era in Conservatory Design

Orangeries and Garden Rooms are the latest developments in the conservatory market

Combining the best of both worlds, with the light and glass of a conservatory and the walls and ceiling of an extension. Mimicking a traditional atrium style conservatory, with all the benefits of the latest technology.



Choices Garden Room Tiled Effect Roof

- ✓ Excellent thermal properties
- ✓ Cool in summer - warm in winter
- ✓ Added living space for all year use



Warm roof construction



Optional opening roof light

Add additional space and light to your home

Available in wide range of colours and styles to suit all tastes with the option of utilising high performance glazing, ensures a *Choices* Livin Room Orangerie will be a versatile living space, which can be utilised 365 days of the year.



'Livin Room' Orangeries

Based on traditional building technologies 'Livin Room' Orangeries add a touch of contemporary style to any home, bridging the gap between a conservatory and an extension.



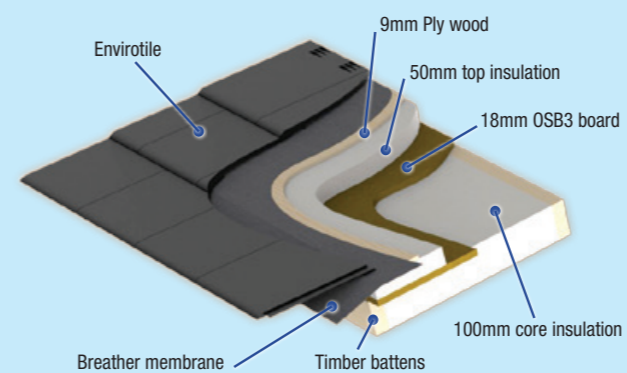
'Livin Room' roof with optional cornice detail



Aluminium multifolding doors with Internal pelmet design

Technical Specification:

- Roof 'U' value 0.17 (about 10 times better than polycarbonate)
- Fixed joint technology to prevent movement and cracked plaster
- Tile guaranteed for 25 years
- Warm roof construction and fast installation times



Modern • Traditional • Innovative



The *Choices* brand

WINDOWS • DOORS • CONSERVATORIES

Why not consider the other collections available from *The Choices brand*

www.alternative2timber.com

An Exclusive Collection of Timber
Alternative Windows and Doors

www.cwgchoices.com

The Entire Range of Choices Windows,
Doors, Conservatories and Orangeries

www.choicesaluminium.co.uk

Aluminium Windows and Doors for
Domestic and Commercial properties