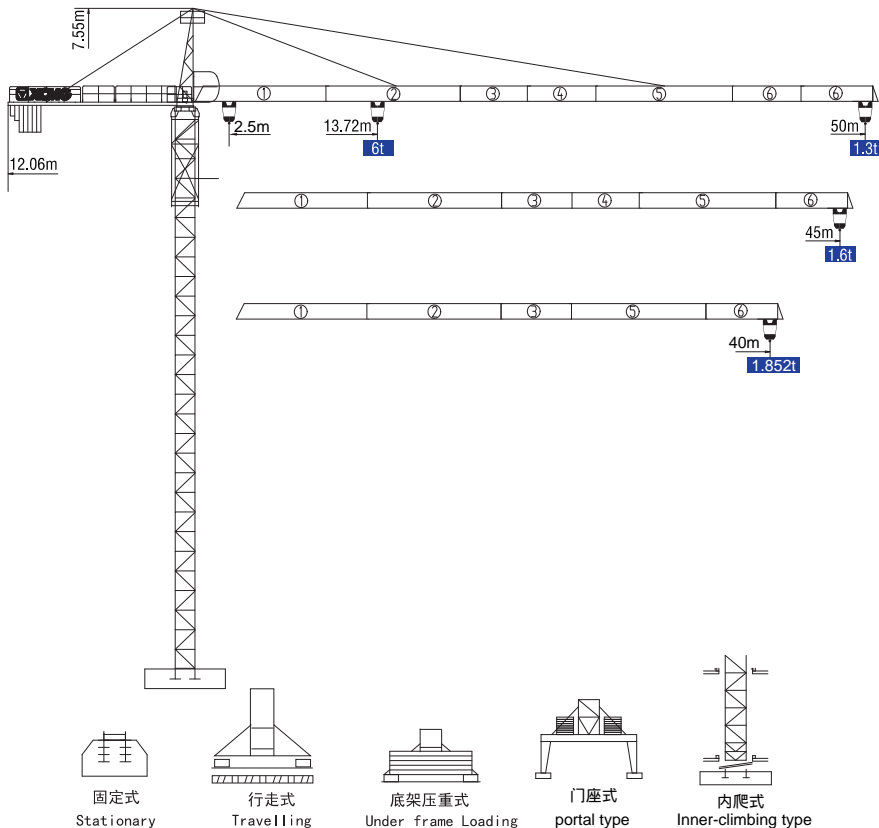


QTZ63

5013-6系列

外形尺寸 Dimensions



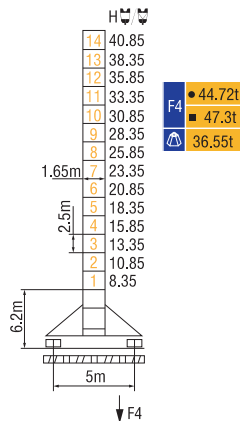
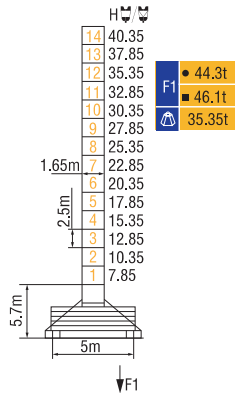
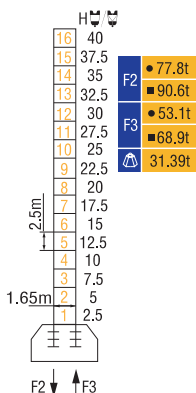
• 可变换的其它安装方式同我们协商 Mounting possibilities Consult us

QTZ63

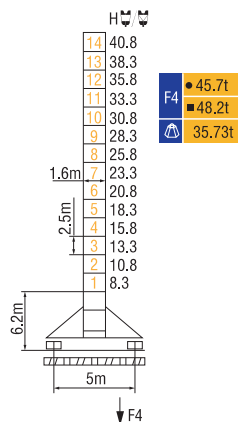
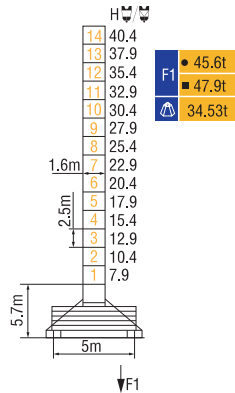
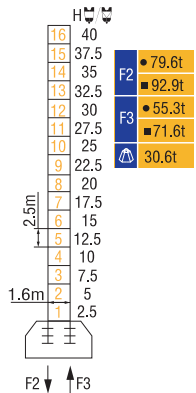
5013-6系列

技术状态 Status

QTZ63(5013L-6)



QTZ63(5013Y-6)



● 工作状态 In service

■ 非工作状态 Out of service

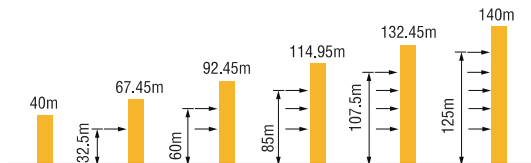
⚠ 不含平衡重最大臂长最大工作高度时的自重 Without load and ballast with longest jib and maximum height

QTZ63

5013-6系列

附着 Anchorages

QTZ63(5013L-6) QTZ63(5013Y-6)



*如需达到更高的高度, 请与我们联系! For greater heights, consult us!

起重特性 Load Diagrams

起重臂 (m) jib	R_{min}	$R(C_{max})$	C_{max}	幅度 (m) Range								
				15	20	25	30	35	40	45	50	
50m		2.5	25.23	3t	3000			2449	2036	1728	1490	1300
		2.5	13.72	6t	5426	3918	3032	2412	1997	1689	1450	1260
45m		2.5	26.67	3t	3000			2616	2178	1852	1600	
		2.5	14.48	6t	5738	4137	3197	2577	2139	1812	1560	
40m		2.5	28.11	3t	3000			2616	2178	1852		
		2.5	15.24	6t	5768	4171	3233	2577	2139	1812		

配重配置 Ballast

Counter-jib ballast		1200 (kg)/1000 (kg)		
		(kg)	PZ2200	PZ1000
50m	12.06m	12000	5	1
45m	12.06m	11000	5	0
40m	12.06m	9800	4	1

QTZ63

5013-6系列

传动机构 Mechanisms

机构 Mechanisms	图例 Example	机构代号 Model	速度 (m/min) Speed	起重量 (t) Hoist Weight	容绳量 (m) Rope Capacity	功率 Power	
起升 Hoisting		24QT15		8.5	3	360 >360*	24/24/5.4kW
				40	3		
				80	1.5		
				4.25	6		
				20	6		
				40	3		
变幅 Trolleying		33BDZ60	50/25m/min			3.3/2.2kW	
回转 Slewing		37HR100	0.6r/min			2×3.7kW	
行走 Travelling		RT324	12/24m/min			2×2.6/5.2kW	
电源 Main supply					~380V (±10%) 50Hz		
总功率 (不含顶升和行走) Gross power (excluding top-lifting and travelling)						36.5kW	

*如需其它传动机构, 请咨询我们! For more mechanisms optional, consult us!