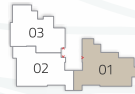


## TYPE 1

2615 SQ.FT. (S.B.UP AREA)

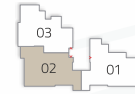


1	VESTIBULE	411' X 111"
2	LIVING	110' X 226"
2A	BALCONY	110' X 60"
3	DINING	114' X 149"
4	KITCHEN	124' X 80"
4A	WASH	66' X 60"
4B	STORE	46' X 44"
5	BEDROOM	110' X 144"
5A	TOILET	50' X 84"
6	BEDROOM	110' X 164"
6A	TOILET	50' X 73"
7	BEDROOM	100' X 120"
7A	TOILET	511' X 70"
8	BEDROOM	120' X 123"
8A	TOILET	70' X 50"



## TYPE 2

2505 SQ.FT. (S.B.UP AREA)



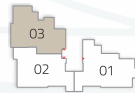
1	VESTIBULE	411' X 69"
2	LIVING	110' X 226"
2A	BALCONY	110' X 60"
3	DINING	1010' X 149"
4	KITCHEN	124' X 80"
4A	WASH	46' X 80"
5	BEDROOM	160' X 110"
5A	TOILET	80' X 50"
6	BEDROOM	106' X 144"
6A	TOILET	73' X 50"
7	BEDROOM	119' X 100"
7A	TOILET	46' X 70"
8	BEDROOM	120' X 123"
8A	TOILET	70' X 50"



orchid mayfair

### TYPE 3

2475 SQ.FT. (S,B,UP AREA)



1	LIV / DIN	25'11" X 15'7"
2	BALCONY	9'11" X 6'0"
2A	KITCHEN	8'6" X 11'6"
3	WASH	8'6" X 4'6"
4	BEDROOM	10'6" X 13'6"
4A	TOILET	5'0" X 7'0"
5	BEDROOM	11'0" X 15'4"
5A	TOILET	5'0" X 7'7"
6	BEDROOM	14'0" X 10'0"
6A	TOILET	5'0" X 7'0"
7	BEDROOM	13'0" X 10'6"
7A	TOILET	8'1" X 5'0"



orchid mayfair

