

SM20

LED STREET LIGHT

WORLDWIDE POWERED

ACTIVE POWER FACTOR CORRECTION (PFC)

ADAPTIVE ROTATION INSTALLATION FRAME, RETROFIT WISE

LEDs – 160 LM/W

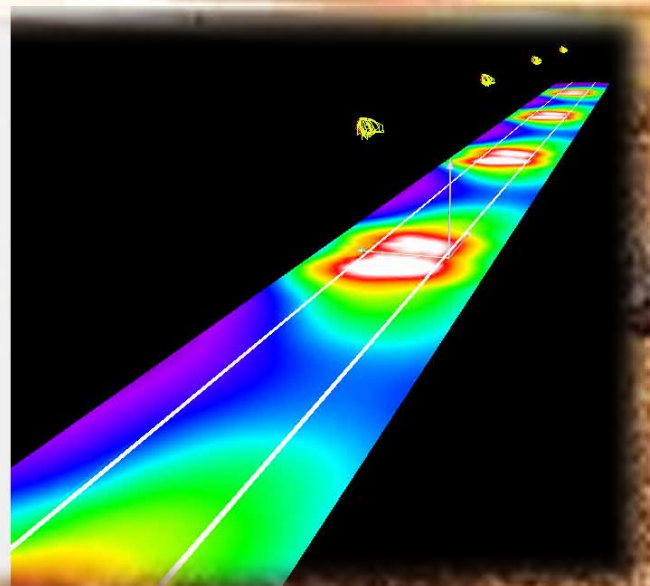

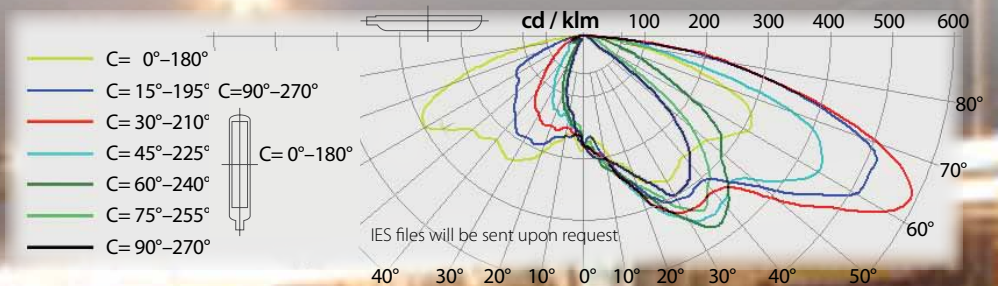
EXTREMELY WIDE ASYMMETRIC LENSES

ZERO LIGHT POLLUTION

AUTOMATIC ECONOMY LATE NIGHT DIMMING *

SM20

- HIGH ENERGY EFFICIENCY
- NO MAINTENANCE COSTS
- LONG LIFECYCLE
- HIGH QUALITY AREA ILLUMINATION
- ERGONOMICAL – CLOSE TO NATURAL LIGHT
- ECOLOGICAL – MERCURY AND LEAD FREE



SM 20

SPECIFICATIONS

AC Input Voltage	90 ÷ 305 V AC
DC Input Voltage	127 ÷ 431 V DC
Mains Frequency	47 ÷ 63 Hz
Power Factor (PF) at 230 V	min 95 %
Power Factor (PF) at 115 V	min 98 %
LED Power	18.5 W
Power Efficiency	88 %
Total Power	21 W
Average power in late night dimming mode*	14.9 W
LED Light Output	160 lm/W
Current Efficiency	79 %
LED Luminous Flux	2 338 lm
Junction Temperature at Ta = 25°C	60°C
Thermal Efficiency	93 %
Lens Efficiency	92 %
Real Luminaire Efficacy (LER)	94 lm/W
Color Rendering Index (CRI)	65 ÷ 80
Real Lamp Luminous Flux for:	
Cool White (CRI 65)	2 000 lm
Neutral White (CRI 75)	1 857 lm
Warm White (CRI 80)	1 571 lm
Zero Light Pollution	0 cd at 90 deg
Operating Temperature	-40°÷ +55°C
Operating Humidity	10 ÷ 95 % RH
Lifespan L70	> 160 000 h
Ingress protection rating	IP 65
Electrical Safety Class	Class II
Polycarbonate optical cover	optional


MECHANICAL CONSTRUCTION

Marine Grade Aluminium Alloy Body	
Stainless Steel Rotation Mechanism	115 deg (- 90 deg ÷ +15 deg)
Installation Diameter	ø 42 ÷ ø 76 mm
Dimensions	380 x 180 x 80 mm
Weight	2.47 kg

Additional deliveries

- Zink plated metal poles
- Means of fixing the pole underground / fundament

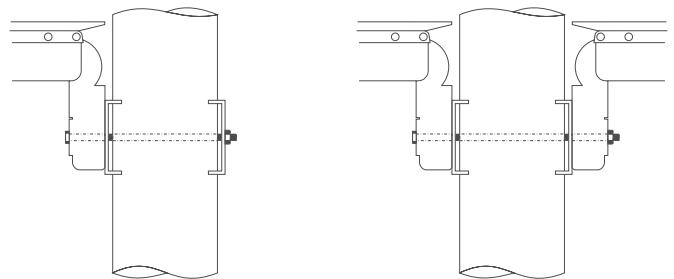
* Late night dimming:
 50 % illuminance decreasing after 4 hours till 1 h before dawn;
 Optional illuminance decreasing – 20 ÷ 90 %;
 Optional dimming start – 2 ÷ 8 hours;
 Optional dimming stop – 0.5 ÷ 3 h before dawn.



SM20 Application According EU Standards

2 lanes x 3.5 m ME5 streets (less than 60 km/h)	L = 16 m; H = 6 m
1 lane x 4.0 m ME5 streets (less than 60 km/h)	L = 20 m; H = 6 m

L – Distance between the light sources (poles)
 H – Height of the light source above the ground



Optional kit for mounting one or two lamps sideways to the pole ø 70 ÷ 200 mm