



GCT Canada –
Customer Service
Portal: LYNX CSP
Trucking Co. Manual



Contents

- Using GCT Canada SSLVPN: 2
- Web Browsers..... 2
- Log in..... 4
- Home Page..... 5
 - Lynx User Credentials 5
 - Log Out 6
 - Edit Acct..... 6
 - Change Password..... 8
 - Payment History 9
- Equipment..... 15
 - Equipment Inquiry 15
 - Equipment Delivery Order 21
 - Make Payment..... 25
 - Event Notifications 29
- Imports 33
 - Import Release Inquiry 33
 - Container Notifications 37
- Gate..... 38
 - Create Gate Appointment..... 38
 - Drop Off Empty..... 40
 - Drop Off Export 43
 - Drop Off Import..... 44
 - Pick up Empty 45
 - Pick Up Export 46
 - Pick Up Import..... 47
 - Appointment Search..... 48

Appointment Monitor.....	51
Gate Transactions.....	52
Bulk Appointments.....	54
Create Bulk Appointments.....	54
Update Bulk Appointments.....	59
Cancel Bulk Appointments.....	60
Appendix I- Common ISO Codes.....	63
Contact Us.....	65

Using GCT Canada SSLVPN:

Secure Socket Link Virtual Private Network (SSLVPN) provides secure communications for data transmissions to GCT Canada LP. Web Services

By utilizing GCT Canada Web Services, users agree to abide by **GCT CANADA LIMITED PARTNERSHIP WEB PORTAL TERMS AND CONDITIONS User Agreement**. Full disclosure can be found on GCT Canada [website](#). Users take responsibility for all activity under the user credentials, including but not limited to protection of storage fees, Terminal Gate Efficiency fees and Flex Appointment Service fees.

Carriers are encouraged to visit GCT Canada website for more information on Flex Appointment Service (FAS) and Terminal Gate Efficiency Program (TGEF) documentation. Details can be found under Carriers & Truckers Terminal Procedures and Expansion & Terminal Changes.

Web Browsers

Lynx web services are supported by Internet Explorer 10 or higher (I/E10+), Google Chrome, and Firefox.

Request a new login for SSVPN, contact GCT Canada Helpdesk (helpdesk@globalterminals.com) with the below information:

- Contact Name
- Company Name
- Mailing Address
- Email Address
- Telephone and Fax numbers
- Company Type (ocean carrier, trucking company, customs broker, freight forwarder)
- Terminal Required: Deltaport (or Vanterm)
- Trucking Companies: Port of Vancouver Truck Licensing System number (TLS)

Once the user has received SSVPN credentials, users will **“self-register”** an account for Lynx CSP. Please visit the [GCT Canada: Lynx New User Guide](#) found on the website to create a Lynx CSP account. The following manual is for Trucking Companies using the customer service portal Lynx CSP.

Log in

GLOBAL CONTAINER TERMINALS CANADA

Login to your account

Username

Password

Login →

Forgot your password ?
No worries, click [Here](#) to reset your password.

Don't have an account, yet ? **Start Below..**

Register for:
Select Terminal...

2016 © Versiant Corporation

Enter *Username* and *Password*

Select 

Login to your account

acme

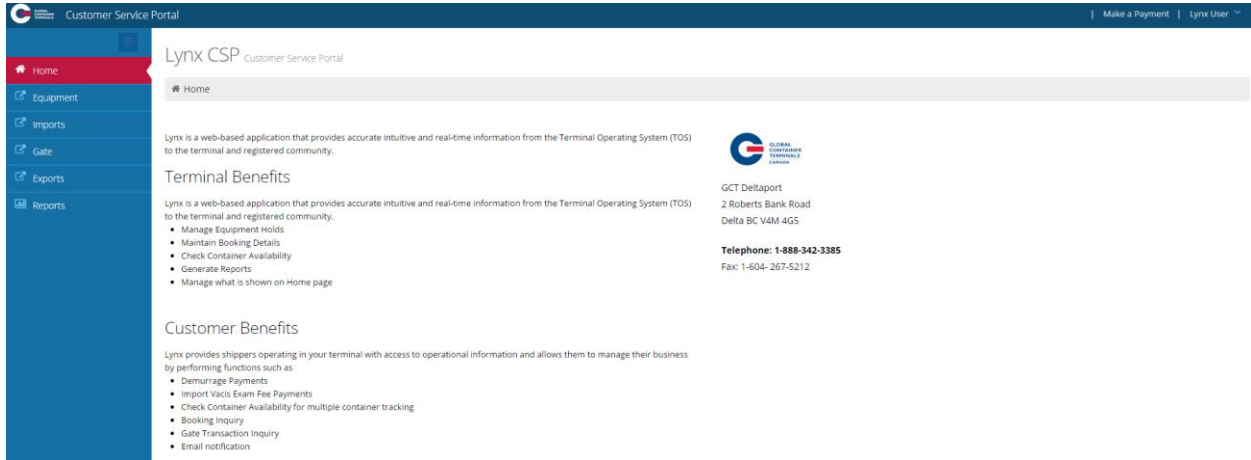
.....

Login →

Home Page

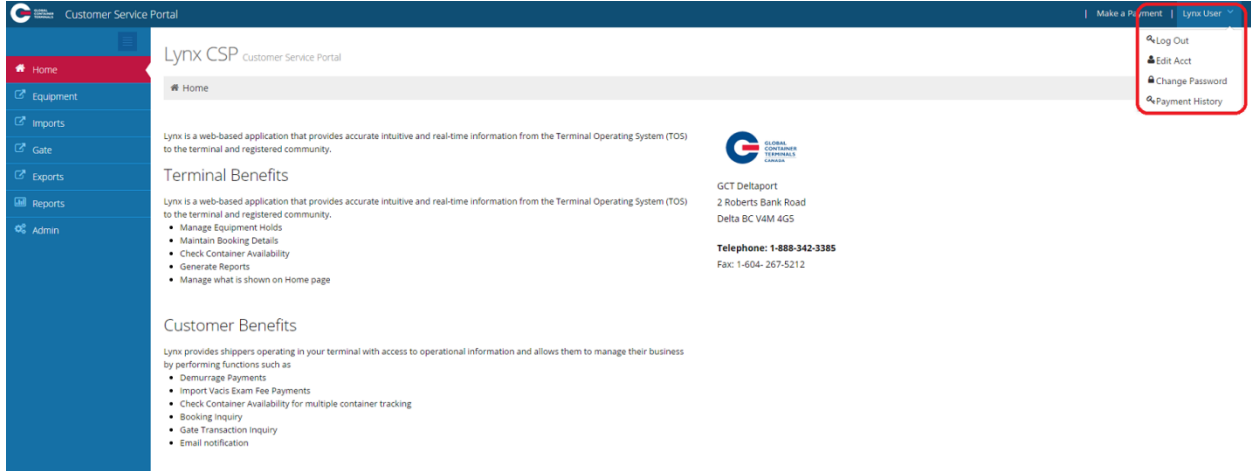
Welcome to GCT Canada Customer Service Portal- LYNX CSP

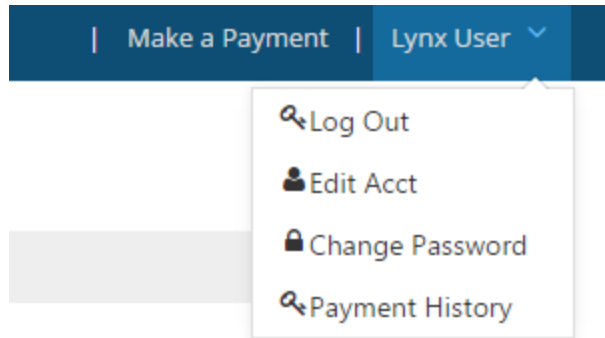
Lynx is a web-based application that provides accurate intuitive and real-time information from the Terminal Operating System (TOS) to the terminal and registered community.



Lynx User Credentials

User credentials are located at the top right drop down menu "Lynx User"





Log Out- selects to log the user out of the session

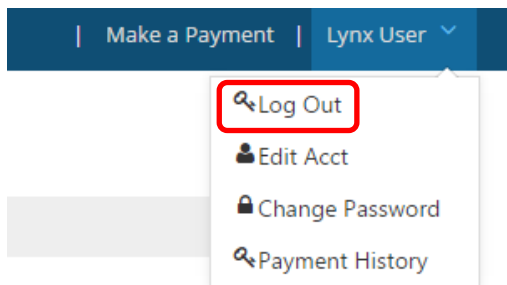
Edit Acct- edits account details

Change Password- change user password

Payment History- view payment history

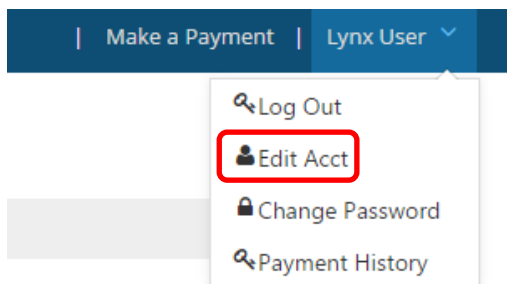
Log Out

To end User session select 'Log Out'



Edit Acct

User can edit account details



Edit Account

Home > Edit Account >

Terminal Admin

Edit Account

User Name:	acme	Last Login:	2016-05-30 2:09:05 PM
First Name:	John	Last Name:	Acme
Phone Number:	1(888)342-3385	Friendly Name:	ACME
Email:	acme@acmeterminals.co	E-Mail Opt In:	<input checked="" type="checkbox"/>

Save

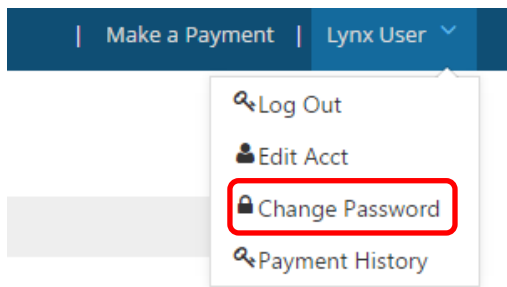
Successfully Updated User lines/roles/organizations Information

Edit Account details:

- **User Name-** will populate based on the user name
- **Last Login:** notes the date and time of the last log in
- **First Name-** User first name
- **Last Name:** User surname
- **Phone Number-**contact number
- **Friendly Name-** same as user name
- **Email-** the email address used for event notifications and trouble messages, payment receipt
- **E-mail Opt In-** this must be 'check marked' if you intend to use event notifications and trouble messages

Change Password

Users are encouraged to change the password frequently.



Key Name not found: ChangePassword

Home > Key Name not found: ChangePassword >

Change Password

User Name	<input type="text" value="acme"/>
Old Password:	<input type="password" value="....."/>
New Password:	<input type="password" value="....."/>
Confirm Password:	<input type="password" value="....."/>

Password successfully changed.

User Name: will auto-populate

Old Password: enter old password

New Password: create new password

Confirm Password: retype new password

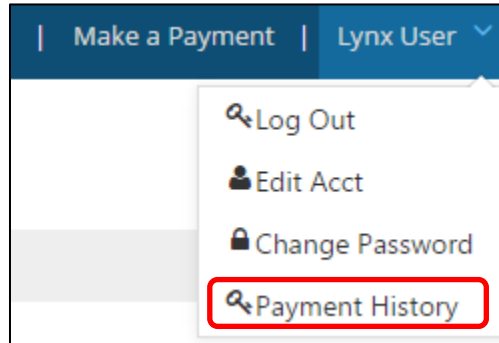
Save: to confirm changes

The user will receive a confirmation **“Password successfully changed”**.

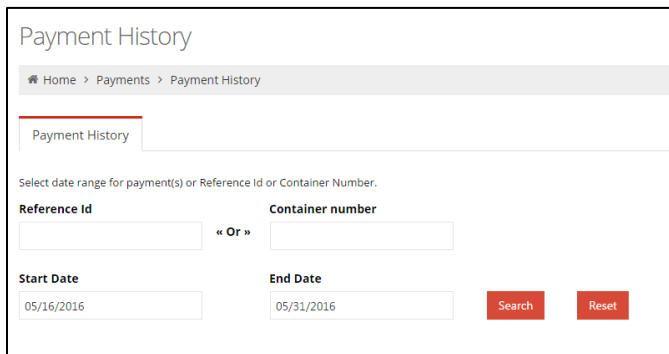
Reminder: the password must be 7 characters or greater. It must consist of two series of letters and numbers separated by a symbol

Payment History

Users can search, using various criteria, the payment details for which the user has protected charges in the [“Make Payment”](#) section.




Select search criteria by date, reference id or container number.

A screenshot of the 'Payment History' search form. The form has a breadcrumb trail: 'Home > Payments > Payment History'. Below the breadcrumb, there is a search bar labeled 'Payment History'. Underneath, it says 'Select date range for payment(s) or Reference Id or Container Number.' There are four input fields: 'Reference Id', 'Container number', 'Start Date', and 'End Date'. The 'Start Date' field contains '05/16/2016' and the 'End Date' field contains '05/31/2016'. There are 'Search' and 'Reset' buttons to the right of the date fields.

- Reference Id –or–
- Container Number
- Start Date and End Date
- Search
- Reset

Reference ID- as noted on “receipt of payment” as shown in the example below Ref Id

RECEIPT OF PAYMENT									
GCT Canada Head Office 1285 Franklin Street Vancouver, BC V6A 1J9, Canada Tel: 1(604) 267-5200 Fax: 1(604) 267-5212									
Payee: Third Party					Payment Type: Guarantee Organization: THIRD PARTY				
Number	B/L	Location	LFD	PTD	GTD	Vessel	Voyage	Charges Paid	Ref Id
CCLU4461810	YTNVAN404273	Y-DLT-M046A2	2016-06-21			CAME	1425	\$2,227.20	48037850749
Fee	From Date	To Date	Description			Quantity Billed	Amount		
STORAGE	2016-06-16	2016-06-20	day 1-5			5.0	\$1,760.00		
STORAGE	2016-06-21	2016-06-21	day 6-10			1.0	\$467.20		
Total Charges:								\$2,227.20	

Enter Ref

Payment History

Home > Payments > Payment History

Payment History

Select date range for payment(s) or Reference Id or Container Number.

Reference Id

48045549259

Container number

« Or »

Start Date

07/01/2016

End Date

07/31/2016

Search

Reset

Payment History

Select date range for payment(s) or Reference Id or Container Number.

Reference Id

48045549259

« Or »

Container number

Start Date

07/01/2016

End Date

07/31/2016



Search

Reset

☰ Payments By Date

Show 10 entries

Search:

Expand	Request Date	Description	Requestor Name	Total Amount	Trans Type	Reference Id	Reprint
	2016-10-17 1:20:20 PM	Guarantee has been accepted	Global Terminals	\$27,075.50	GUARANTEE	48045549259	


Showing 1 to 1 of 1 entries

Previous Next

Container Number- any container number for which the user has protected storage charges

RECEIPT OF PAYMENT

GCT Canada Head Office
1285 Franklin Street
Vancouver, BC V6A 1J9, Canada
Tel: 1(604) 267-5200
Fax: 1(604) 267-5212



Payee: Third Party
Payment Type: Guarantee
Organization: THIRD PARTY

Number	B/L	Location	LFD	PTD	GTD	Vessel	Voyage	Charges Paid	Ref Id
CCLU4461810	YTNVAN404273	Y-DLT-M046A2	2016-06-21			CAME	1425	\$2,227.20	48037850749

Fee	From Date	To Date	Description	Quantity Billed	Amount
STORAGE	2016-06-16	2016-06-20	day 1-5	5.0	\$1,760.00
STORAGE	2016-06-21	2016-06-21	day 6-10	1.0	\$467.20

Total Charges:

Payment History by Dates- enter the Start and End Dates

Payment History

Home > Payments > Payment History

Payment History

Select date range for payment(s) or Reference Id or Container Number.

Reference Id « Or » **Container number**

Start Date **End Date**

☰ Payments By Date

Payment History

Home > Payments > Payment History

Payment History

Select date range for payment(s) or Reference Id or Container Number.

Reference Id « Or » Container number

Start Date End Date Search

☰ Payments By Date

Show entries Search:

Expand	Request Date	Description	Requestor Name	Total Amount	Trans Type	Reference Id	Reprint
<input checked="" type="checkbox"/>	2016-10-18 3:31:36 PM	Guarantee has been accepted	Global Terminals	\$24,383.50	GUARANTEE	48045620465	<input type="button" value="Print"/>
<input checked="" type="checkbox"/>	2016-10-17 1:20:20 PM	Guarantee has been accepted	Global Terminals	\$27,075.50	GUARANTEE	48045549259	<input type="button" value="Print"/>

Showing 1 to 2 of 2 entries < >

Users can select the "Expand" feature to show details of the payment.

Users can Reprint Receipt of Payment

RECEIPT OF PAYMENT

GCT Canada Head Office
 1285 Franklin Street
 Vancouver, BC V6A 1J9, Canada
 Tel: 1(604) 267-5200
 Fax: 1(604) 267-5212



Payee:
 Third Party

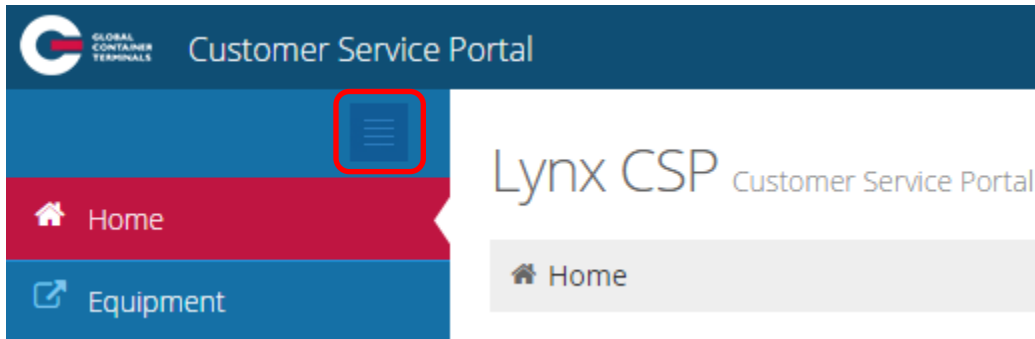
Payment Type: Guarantee
Organization: THIRD PARTY

Number	B/L	Location	LFD	PTD	GTD	Vessel	Voyage	Charges Paid	Ref Id
CCLU4461810	YTNVAN404273	Y-DLT-M046A2	2016-06-21			CAME	1425	\$2,227.20	48037850749

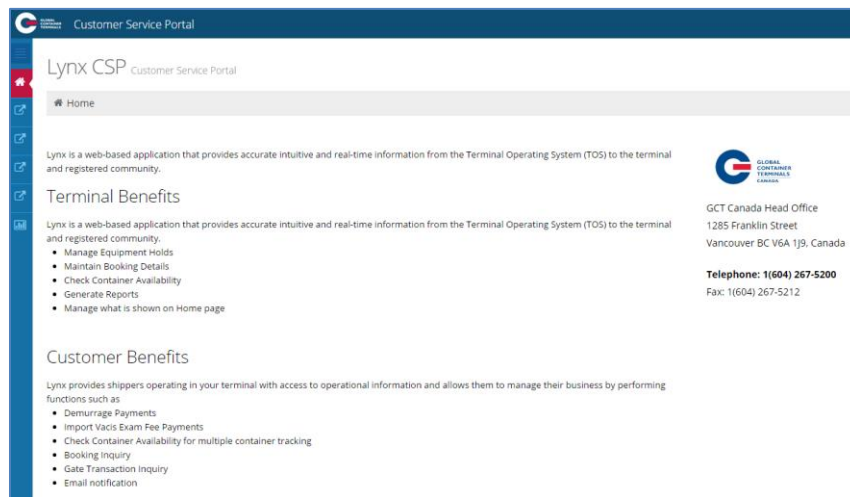
Fee	From Date	To Date	Description	Quantity Billed	Amount
STORAGE	2016-06-16	2016-06-20	day 1-5	5.0	\$1,760.00
STORAGE	2016-06-21	2016-06-21	day 6-10	1.0	\$467.20

Total Charges:

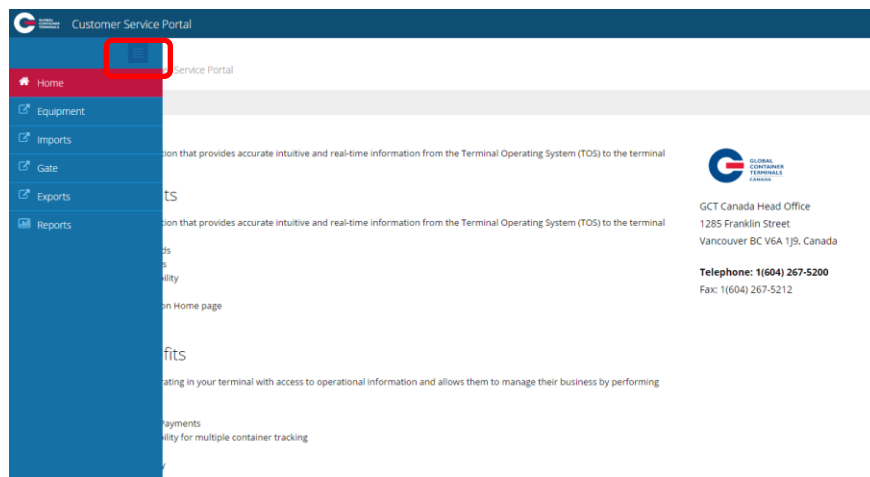
Menu Bar Toggle



This feature is used to open full screen.

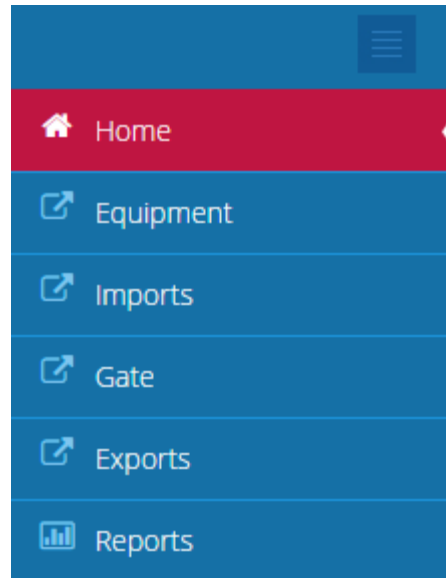


Toggle once again to view the menu bar



Menu Options:

Equipment
Imports
Gate
Exports
Reports



Equipment

- Equipment Inquiry
- Equipment Delivery Order
- Make a Payment
- Event Notifications

Imports

- Import Release Inquiry
- Container Notifications

Gate

- Gate Appointment
- Appointment Search
- Appointment Monitor
- Gate Transactions
- Bulk Appointment

Exports

- Booking Inquiry
- Late Arrival

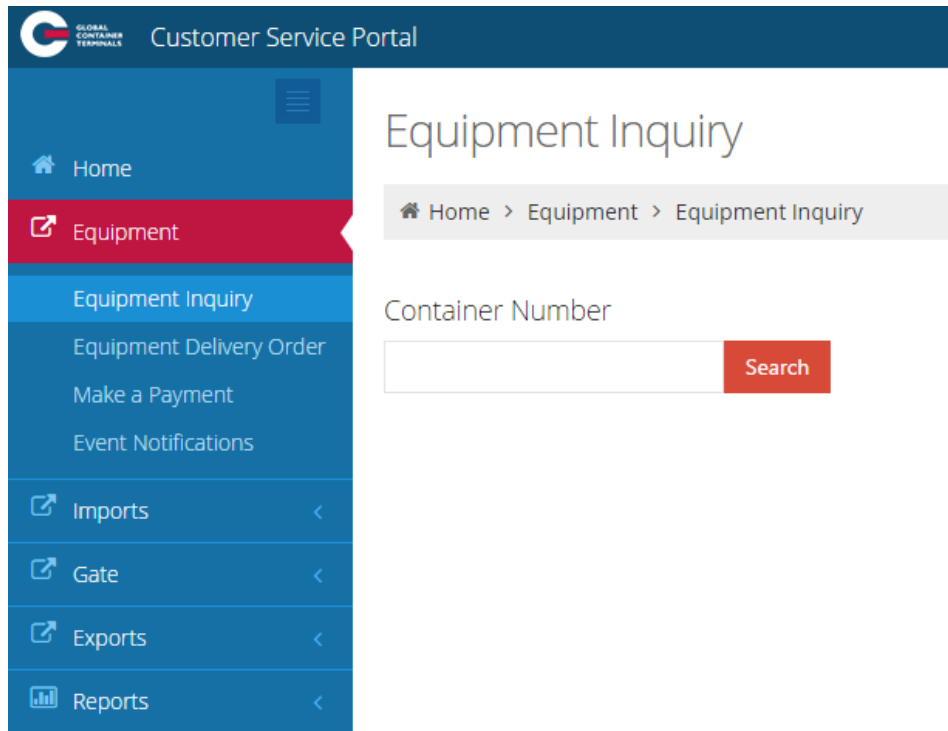
Reports

- Vessel Schedule

Equipment

Equipment Inquiry

The Equipment section is used to look up specific empty, export and import container number details.



Enter a container number for an empty, export, or import to show the details of a container.

- **Equipment #-** Container Number
- **Line Operator-** Steam Ship Line
- **Booking:** Export or Empty Delivery Order
- **Class:** Container
- **Category:** IMPRT (import), EXPRT (export), Empty (storage?)
- **O/B Carrier:** Outbound carrier of Gate, Rail or Vessel
- **Chassis:** not applicable
- **Status:** FCL (Full Container Load) or Empty (Storage)
- **Bills (of lading)-** Import container(s)
- **Genset-** not applicable
- **Position:**
 - Rail- Railed off dock (R-DTTX743612-DB1 rail car)
 - Truck- Trucked off dock via truck (T-GCT0010)

- Yard- Deltaport- Block, Stack, Tier (e.g. Y-DLT-A086A1-DLT)
- Vessel- Vessel, stow position (V-CAME1426-460682- CAME1426)
- **I/B Carrier:** Inbound carrier of Vessel, Rail or Gate
- **ISO:** code for a list of commonly used ISO codes view [Appendix I](#)
- **Seal Number:**
- **POL:** Port of Loading
- **Sz/Tp/Ht:** Size, Type, Height for a list of commonly used Sz/Tp/Ht view [Appendix I](#)
- **Temperature:** for refrigerated cargo (set by Booking or B/L) in degrees Celsius
- **POD:** Port of Discharge - Vancouver
- **Gross Weight:** in kilograms (kg)
- **Hazardous:** Class (i.e.9)
- **Bonded Dest(ination):** import container delivery
- **Safe Weight:** in kilograms (kg)
- **Damaged:** Yes or No
- **Trucker:** if assigned
- **Tare Weight:** in kilograms (kg)
- **Out of Gauge:** Yes or NO
- **VGM: *Verified Gross Mass (kg)***
- **Dray Status :** if required to dray off
- **Grade:** when noted for container
- **Remarks:** notes designated

Enter a container number for 'Empty', 'Export' or 'Import'

Equipment Inquiry

[Home](#) > [Equipment](#) > [Equipment Inquiry](#)

Container Number

Enter an import container number: JXLU5824991 and "Search"

Equipment Inquiry

[Home](#) > [Equipment](#) > [Equipment Inquiry](#)

Container Number

The below example notes the detailed container information for an import reefer container on the vessel: JXLU5824991.

Equipment Inquiry

Home > Equipment > Equipment Inquiry

Container Number

≡ Detailed Container Information

Equipment #: JXLU5824991	Line Operator: ZIM	Booking:
Class: CONTAINER	Category: IMPRT	O/B Carrier: TRUCK-1
Chassis:	Status: FCL	Bills: ZIMUQIN4515483
Genset:	Position: Y-DLT-A114F4-DLT	I/B Carrier: BPEX36-0 BUDAPEST EXPRESS
ISO: 45R1	Seal Number: ZGL084870C	POL: QINGDAO LIUTING INTERNATIONAL APT
Sz/Tp/Ht: 40 / RE / 96	Temperature: 2 C	POD: VANCOUVER
Gross Weight: 28940.0 KG	Hazardous:	Bonded Dest: ODKTRKVIT
Safe Weight: 30480.0 KG	Damaged: NONE	Trucker:
Tare Weight: 4150.0 KG	Out of Gauge: No	Grade: <input type="text"/>
VGM: 28900.0 KG	Dray Status:	

Remarks:

- **Equipment #-JXLU5824991**
- **Booking:** not applicable
- **Category:** IMPRT (import)
- **Chassis:** not applicable
- **Bills (of lading)-** ZIMUQIN4515483
- **Position:** Y-DLT-A114F4-DLT

- **ISO (code):** 45R1
- **POL:** QINGDAO LIUTING INTERNATIONAL APT
- **Temperature:** 2c
- **Gross Weight:** 28940.0kg
- **Bonded Dest:** ODKTRKVIT
- **Damaged:** None
- **Tare Weight:** 4150.0kg
- **VGM:** 28900.0kg
- **Grade:** not applicable

- **Line Operator-** ZIM
- **Class:** Container
- **O/B Carrier (outbound)-** Truck-1
- **Status:** FCL (Full Container Load)
- **Genset-** not applicable
- **I/B Carrier (Inbound Vessel/ Voyage):** BPEX36-0 Budapest Express
- **Seal Number-** ZGL084870C
- **Sz/Tp/Ht:** 40 / RE / 96

- **POD:** Vancouver
- **Hazardous:** not applicable
- **Safe Weight:** 30480.1kg
- **Trucker:** not applicable
- **Out of Gauge:** No
- **Dray Status :** not applicable
- **Remarks:** reefer points

Note- To search *multiple* import containers visit **Imports > Import Release Inquiry**

The below example notes the detailed container information for a hazardous Export Container due via truck: GESU5768486

Equipment Inquiry

Home > Equipment > Equipment Inquiry

Container Number

≡ Detailed Container Information

Equipment #: GESU5768486	Line Operator: APL	Booking: 086497232
Class: CONTAINER	Category: EXPRT	O/B Carrier: BPEX36-0 BUDAPEST EXPRESS
Chassis:	Status: FCL	Bills:
Genset:	Position: Y-DLT-F050D1-DLT	I/B Carrier: FUL0030-1
ISO: 4500	Seal Number: 3039759	POL: VANCOUVER
Sz/Tp/Ht: 40 / GP / 96	Temperature: 0 C	POD: KOBE
Gross Weight: 28302.0 KG	Hazardous: 3	Bonded Dest:
Safe Weight: 32498.0 KG	Damaged: NONE	Trucker:
Tare Weight: 3084.0 KG	Out of Gauge: No	Grade: <input type="text"/>
VGM: 28302.0 KG	Dray Status:	

Remarks:

- **Equipment #-** GESU5768486
- **Booking:** 086497232
- **Category:** EXPRT (export)
- **Chassis:** not applicable
- **Bills (of lading)-** not applicable
- **Position:** Y-DLT-F050D1-DLT
- **ISO:** 4500
- **POL:** Vancouver
- **Temperature:** 0c
- **Gross Weight:** 28302.0kg
- **Bonded Dest:** not applicable
- **Damaged:** NONE
- **Tare Weight:** 3084.0 kg
- **VGM:** 28302.0kg
- **Grade:** not applicable
- **Line Operator-** APL
- **Class:** Container
- **O/B Carrier:** BPEX36-0 Budapest Express
- **Status:** FCL (Full Container Load)
- **Genset-** not applicable
- **I/B Carrier:** FUL0030-1
- **Seal Number-** 3039759
- **Sz/Tp/Ht:** 40 / GP /96
- **POD:** KOBE
- **Hazardous:** 3 (class)
- **Safe Weight:** 32498.0 kg
- **Trucker:** not applicable
- **Out of Gauge:** No
- **Dray Status :** not applicable
- **Remarks:** Hazardous reefer

The below example notes the detailed container information for an empty container assigned to an EDO: **TTNU3158045**

Equipment Inquiry

Home > Equipment > Equipment Inquiry

Container Number

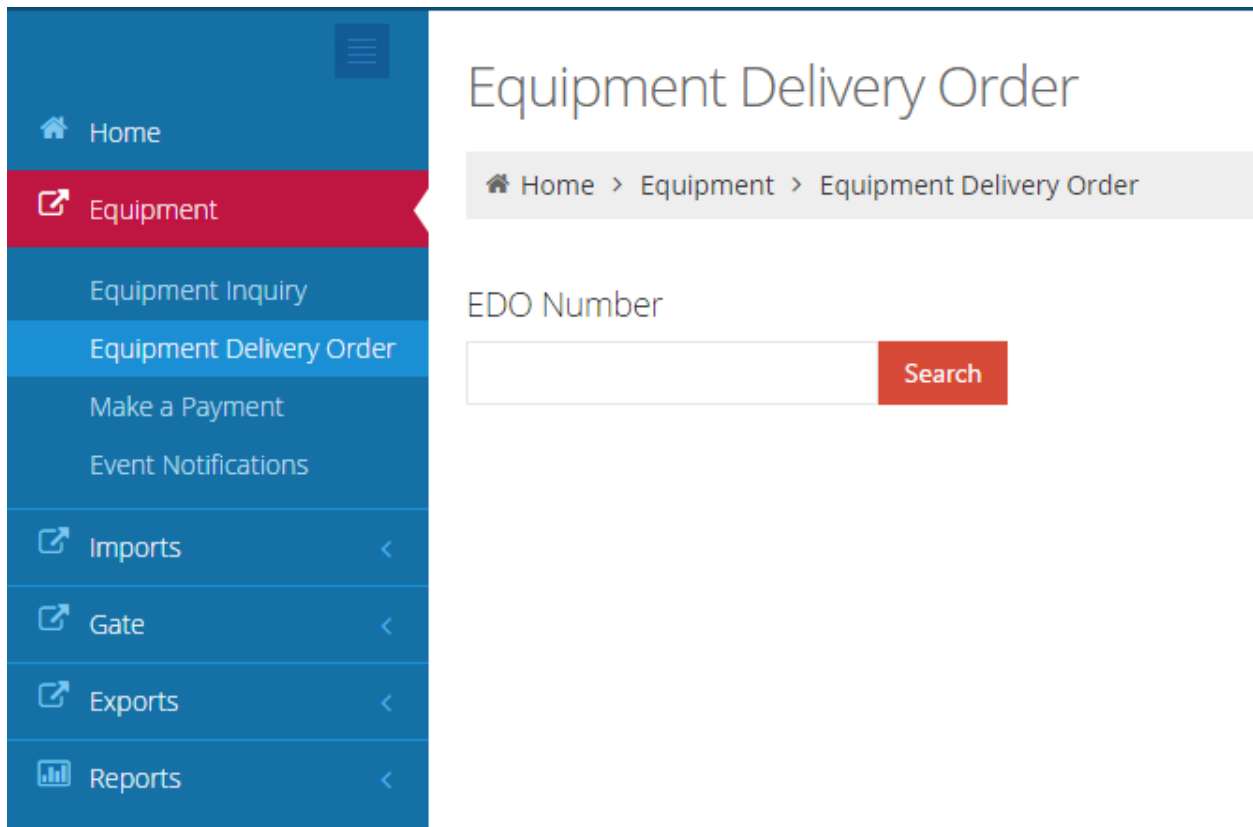
≡ Detailed Container Information

Equipment #: TTNU3158045	Line Operator: HLC	Booking: HLC20TEST
Class: CONTAINER	Category: STRGE	O/B Carrier: GEN_TRUCK-0
Chassis:	Status: MTY	Bills:
Genset:	Position: Y-DLT-U093F2-DLT	I/B Carrier: 199-09E-199-09E
ISO: 2200	Seal Number:	POL:
Sz/Tp/Ht: 20 / GP / 86	Temperature:	POD:
Gross Weight: 2230.0 KG	Hazardous:	Bonded Dest:
Safe Weight: 24000.0 KG	Damaged: MINOR	Trucker:
Tare Weight: 2494.0 KG	Out of Gauge: No	
Dray Status:	Grade: <input type="text" value=""/>	
Remarks:	<input type="text"/>	

- **Equipment #-** TTNU3158045
- **Booking:** HLC20TEST
- **Category:** STRGE (empty storage)
- **Chassis:** not applicable
- **Bills (of lading)-** not applicable
- **Position:** Y-DLT-U093F2-DLT (Yard, Deltaport- U093 block, F- stack, 2 tier)
- **ISO:** 2200
- **POL:** not applicable
- **Temperature:** not applicable
- **Gross Weight:** 2230.0 kg
- **Bonded Dest:** not applicable
- **Damaged:** MINOR
- **Tare Weight:** 2494.0 kg
- **Dray Status :** No
- **Remarks:** not applicable
- **Line Operator-** HLC
- **Class:** Container
- **O/B Carrier:** Gen-Truck-0
- **Status:** MTY (empty)
- **Genset-** not applicable
- **I/B Carrier:** 199-09E-199-09E (inbound train id)
- **Seal Number-** not applicable
- **Sz/Tp/Ht:** 20 / GP / 86
- **POD:** not applicable
- **Hazardous:** not applicable
- **Safe Weight:** 24000.0 kg
- **Trucker:** not applicable
- **Out of Gauge:** not applicable
- **Grade** not applicable

Equipment Delivery Order

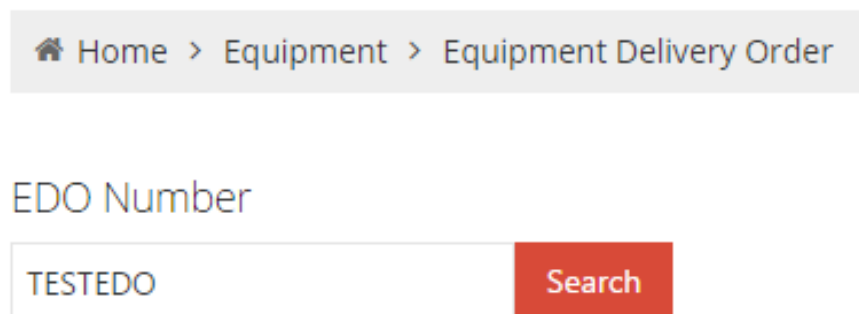
Users can query Equipment Delivery Orders (EDOs)



The screenshot shows a web application interface. On the left is a vertical navigation menu with a blue background. The menu items are: Home (with a house icon), Equipment (with a red bar and a magnifying glass icon), Equipment Inquiry, Equipment Delivery Order (highlighted in a lighter blue), Make a Payment, Event Notifications, Imports (with a magnifying glass icon and a left arrow), Gate (with a magnifying glass icon and a left arrow), Exports (with a magnifying glass icon and a left arrow), and Reports (with a bar chart icon and a left arrow). The main content area has a white background. At the top right of the main area is the title 'Equipment Delivery Order'. Below the title is a breadcrumb trail: 'Home > Equipment > Equipment Delivery Order'. Underneath the breadcrumb is the label 'EDO Number' followed by a search form consisting of a white input field and a red 'Search' button.

Enter the "Equipment Delivery Order" (EDO): TESTEDO

Equipment Delivery Order



This screenshot is similar to the previous one, showing the same navigation menu and breadcrumb trail. However, the search form now has the text 'TESTEDO' entered into the input field. The 'Search' button remains red and is positioned to the right of the input field.

The Equipment Delivery Order window will populate with details as follows for TESTEDO

≡ Equipment Delivery Order

Line:

Purpose:

Destination:

Activity Start:

Trucking Co:

Remarks:

Shipper:

Activity End:

Estimated Date:

Dispatch Reserve:

Ignore Holds Ignore Damages Prevent Type Substitution

≡ Equipment Types

Show entries

Sz/Trp/Ht	Qty	Tally	Temp	Units	Vent	Units	Grade	Humidity
45/PP/96	5	0						
40/TN/86	5	0						
40/GP/86	15	0						
40/RE/86	5	0						
40/CU/96	5	0						
20/PP/86	5	0						
45/GP/96	1	0						
20/UT/86	5	0						
20/GP/86	5	0						
20/RE/86	5	0						
40/GP/96	10	0						
40/PU21	5	0						

The Equipment Delivery Order details

Equipment Delivery Order

Home > Equipment > Equipment Delivery Order

EDO Number

EDO

≡ Equipment Delivery Order

Line:

Purpose:

Destination:

Activity Start:

Trucking Co:

Remarks:

Shipper:

Activity End:

Estimated Date:

Dispatch Reserve:

Ignore Holds Ignore Damages Prevent Type Substitution

- **Line-** Steam Ship Line
The following fields may be defined by the Steam Ship Line, however are not required
- **Purpose-** Repo (Offhire, Offsite_Repair)
- **Shipper-** consignee (undefined)
- **Destination-**final destination of the cargo (undefined)
- **Activity Start-** start date as defined by the Steam Ship Line (example 07-01-2016)
- **Activity End-** end date as defined by the Steam Ship Line (example 07-30-2016)
- **Estimated Date-** date as defined by the Steam Ship Line (example 07-01-2016)
- **Trucking Co-** as assigned by the steam ship line (undefined)
- **Dispatch Reserve** – First, Only (undefined)
- **Remarks** – as described by the steam ship line (example REPO OFF DOCK)
- **Ignore Holds-** as defined the Steam Ship Line
- **Ignore Damages-** as defined the Steam Ship Line
- **Prevent Type Substitution-** as defined the Steam Ship Line

Equipment Types defined by the size, type and height (Sz/Tp/Ht). There may be one or more Equipment Type(s) associated to each EDO.

≡ Equipment Types ∨

Show entries

Sz/Tp/Ht	Qty	Tally	Temp	Units	Vent	Units	Grade	Humidity
45/PF/86	5	0						
40/TN/86	5	0						
40/GP/86	15	0						
40/RE/86	5	0						
40/CU/96	5	0						
20/PF/86	5	0						
45/GP/96	1	0						
20/UT/86	5	0						
20/GP/86	5	0						
20/RE/86	5	0						
40/GP/96	10	0						
40/PL/21	5	0						

Showing 1 to 12 of 12 entries < >

- 40/GP/96 = 40' General Purpose 9'6"
- 20/GP/86 = 20' General Purpose 8'6"

Quantity (QTY) displays the number of empties the EDO is set-up to truck out.

- 40/GP/96- QTY is set to 15
- 20/GP/86- QTY is set to 5

Tally displays the number of empties trucked off dock.

Temp / Units / Vent / Units / Grade / Humidity are undefined

Note: Users will be required to utilize the ISO code to make appointments. For a list of commonly used Sz/Tp/Ht view [Appendix I](#)

Make Payment

Users that are set up with a payment account can use this feature to protect storage charges.

The screenshot shows a web portal interface for 'Make a Payment'. On the left is a navigation menu with the following items: Home, Equipment (highlighted in red), Equipment Inquiry, Equipment Delivery Order, Make a Payment (highlighted in blue), Event Notifications, Imports, Gate, Exports, and Reports. The main content area is titled 'Make a Payment' and includes a breadcrumb trail: Home > Equipment > Make a Payment. Below the breadcrumb, there are two input fields: 'Container number:' with an empty text box, and 'Proposed Paid Thru Date:' with a date picker showing '06/21/2016'. A red 'Search' button is located to the right of the date field.

Note: GCT Canada's Web Portal Terms and conditions.

Disclaimer

By clicking "Make a Payment", you unconditionally guarantee the relevant payments in accordance with GCT Canada's Web Portal Terms and Conditions, which can be found at <http://globalterminalscanada.com/important-truck-info/>.

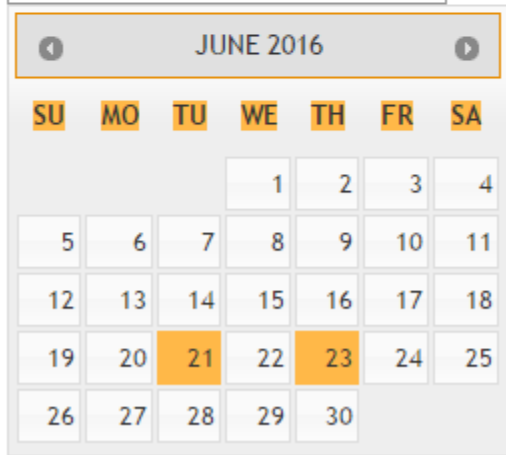
Enter container number (s) and select the "Proposed Paid Thru Date" from the calendar.

Make a Payment

Home > Equipment > Make a Payment

Container number:

Proposed Paid Thru Date:



Select the "Search" button for results for each container.

Show 10 entries Search:

Number	Proposed Paid Thru Date	B/L	Location	Current PTD	LFD	GTD	Vessel	Voyage	Total of Selected	
TGHU9504669	<input type="text" value="06/23/2016"/>	CNML225364+	Y-DLT-K078L2		2016-06-04		CAME	1425	\$0	<input type="button" value="Remove"/>

	Fee	From Date	To Date	Description	Quantity Billed	Amount
<input type="checkbox"/>	STORAGE	2016-06-05	2016-06-09	day 1-5	5.0	\$1,760.00
<input type="checkbox"/>	STORAGE	2016-06-10	2016-06-14	day 6-10	5.0	\$2,336.00
<input type="checkbox"/>	STORAGE	2016-06-15	2016-06-23	day 10+	9.0	\$5,161.50

Showing 1 to 1 of 1 entries Previous Next

Total Charges:

The container number will display

GCT Canada LYNX Trucker Manual

- Proposed Paid Thru Date
- Bill(s) of Lading (B/L)
- Location
- Current Paid Thru Date (PTD)
- Last Free Day (LFD)
- Guaranteed Thru Date (GTD)
- Vessel
- Voyage
- Total amount selected
- Fee: Storage will be calculated based on the Tariff Tier rates
- From Date
- To Date
- Description: based on the Tariff Tier number of days
- Quantity Billed: number of days of storage (first 5 days, next 5 days, 11 or more days)
- Amount: total charges for each Tariff Tier

The user can select one or "Select All of the charges, noting all charges must be protected prior to container pick-up.

Below example selects all tiers for a total of \$9,257.50.

	Fee	From Date	To Date	Description	Quantity Billed	Amount
<input checked="" type="checkbox"/>	STORAGE	2016-06-05	2016-06-09	day 1-5	5.0	\$1,760.00
<input checked="" type="checkbox"/>	STORAGE	2016-06-10	2016-06-14	day 6-10	5.0	\$2,336.00
<input checked="" type="checkbox"/>	STORAGE	2016-06-15	2016-06-23	day 10+	9.0	\$5,161.50

Showing 1 to 1 of 1 entries

[Previous](#)
[Next](#)

Total Charges:	\$9,257.50
-----------------------	-------------------

Select the **Pay Selected** to guarantee charges.

Fee Payment

Home > Equipment > Payments

[← Back](#)

Number	Proposed Paid Thru Date	B/L	Location	Current PTD	LFD	GTD	Vessel	Voyage	Total of Selected
TGHU9504662	2016-06-23	CNML225364+	Y-DLT-K078L2		2016-06-04		CAME	1425	\$9,257.50

Fee	From Date	To Date	Description	Quantity Billed	Amount	
STORAGE	2016-06-15	2016-06-23	day 10+	9.0	\$5,161.50	<input type="button" value="Remove"/>
STORAGE	2016-06-05	2016-06-09	day 1-5	5.0	\$1,760.00	<input type="button" value="Remove"/>
STORAGE	2016-06-10	2016-06-14	day 6-10	5.0	\$2,336.00	<input type="button" value="Remove"/>

Payment Type:

Charges Owed:

From the drop down menu select **Guarantee Payment**

Payment Type: (select payment) ▼

(select payment)

Guarantee Payment

Once selected, the Payment Information user credentials appear:

Payment Type: Guarantee Payment ▼

Payment Information

Organization Name:

First Name:

Last Name:

Guarantee Payment

To confirm payment, select 'Guarantee Payment'

Payment Confirmation details will advise: "Your payment has been successfully submitted."

Note the Reference Id (Ref Id) to search Payment History.

Payment Confirmation

Home > Equipment > Payments & Guarantees

Payment Confirmation - Your payment has been successfully submitted. Print

GCT Canada Head Office
 1285 Franklin Street
 Vancouver, BC V6A 1J9, Canada
 Tel: 1(604) 267-5200
 Fax: 1(604) 267-5212

Payee: John Acme

Payment Type: Guarantee
Organization: ACME Trucking

Number	B/L	Location	LFD	PTD	GTD	Vessel	Voyage	Charges Paid	Ref Id
TGHU9504669	CNML225364+	Y-DLT-4078L2	2016-06-04			CAME	1425	\$19,667.00	48039612195

Fee	From Date	To Date	Description	Quantity Billed	Amount
STORAGE	2016-06-05	2016-06-09	Day(s) 1-5	5.0	\$1,295.00
STORAGE	2016-06-10	2016-06-14	Day(s) 6-10	5.0	\$1,882.00
STORAGE	2016-06-15	2016-07-18	Day(s) +10	34.0	\$16,490.00

Total Charges: \$19,667.00

User can **Print** the confirmation or a summary of details for all Guaranteed Payments are listed under [Payment History](#)

Event Notifications

This menu allows users to set up email notifications based on container movement.

To be able to receive the Event Notifications, please ensure the user has opted in on emails under [Edit Account](#).

The screenshot displays the 'Event Notifications' interface. On the left is a vertical navigation menu with options: Home, Equipment (highlighted), Equipment Inquiry, Equipment Delivery Order, Make a Payment, Event Notifications, Imports, Gate, Exports, and Reports. The main content area is titled 'Event Notifications' and includes a breadcrumb trail: Home > Imports > Event Notifications. There are two tabs: 'Add Notification' (selected) and 'Manage Notifications'. Below the tabs, the instruction reads: 'Enter Equipment(s), Separate Multiple Entries with a Comma.' The 'Equipment:' field is a large text input box. The 'Event Type:' field is a dropdown menu. A red 'Add Notification' button is positioned at the bottom right of the form.

7 Event Notifications available are:

- **Unit Deliver:** Unit has been picked up by a truck
- **Unit Deramp:** Unit has been unloaded from a railcar
- **Unit Disch:** Unit has been discharged from a vessel
- **Unit Enable Road:** Unit has become available for pick-up via truck or loading to railcar/vessel
- **Unit Load:** Unit has been loaded to a vessel
- **Unit Ramp:** Unit has been loaded to a railcar
- **Unit Receive:** Unit has arrived via truck and placed in the yard

To add an event notification, enter the container number(s) in 'Equipment' and select the 'Event Type'

Event Notifications

Home > Imports > Event Notifications

Add Notification

Manage Notifications

Enter Equipment(s), Separate Multiple Entries with a Comma.

Equipment:

GATU1096921

Event Type:

UNIT_DELIVER
UNIT_DERAMP
UNIT_DISCH
UNIT_ENABLE_ROAD
UNIT_LOAD
UNIT_RAMP
UNIT_RECEIVE

Select Add Notification.

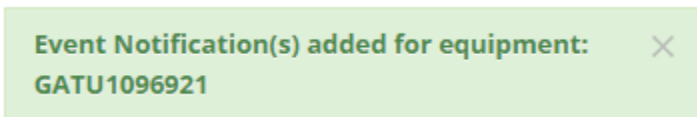
Add Notification Manage Notifications

Enter Equipment(s), Separate Multiple Entries with a Comma.

Equipment:

Event Type:

The user will receive confirmation the notification is added successfully.



An email similar to below will be sent the next date/ time the container preforms the event.

From: noreply
Sent: Friday, July 08, 2016 9:47 AM
To: ACME
Subject: Unit Event Notification

Unit Event Notification

GCT [Deltaport](#)
2 Roberts Bank Road
Delta, BC V4M 4G5
Tel: +1 (888) 342-3385

Unit	Event	Date/Time
GATU1096921	UNIT_ENABLE_ROAD	2016-07-06 15:51:27.146
GESU5239570	UNIT_ENABLE_ROAD	2016-07-06 15:09:05.711
GLDU3181393	UNIT_ENABLE_ROAD	2016-07-06 15:11:33.083

Manage Notifications

Utilize the Manage Notifications tab to review a complete list of the user's container notifications. A user can use the 'Search' field to review a specific container or multiple containers by an event. The **Container**, **Event**, **Date Added** and **Action** will display all relevant details. A user can remove a container from the event notification by selecting the action "Delete". A confirmation window will request to confirm if the user would like to Delete. Select "Yes" or "No" to proceed.

Event Notifications

Home > Imports > Event Notifications

Add Notification | **Manage Notifications**

Complete list of User's Container notifications by Event

Show 10 entries Search:

Container	Event	Date Added	Action
APHU6890398	UNIT_DISCH	10-15-2016 01:43 PM	Delete
CXSU1143849	UNIT_ENABLE_ROAD	10-15-2016 01:42 PM	Delete
HDMU5540050	UNIT_DISCH	10-15-2016 01:43 PM	Delete
HLXU6682173	UNIT_ENABLE_ROAD	10-15-2016 01:42 PM	Delete
NYKU3185186	UNIT_DISCH	10-15-2016 01:43 PM	Delete
NYKU3185186	UNIT_ENABLE_ROAD	10-15-2016 01:42 PM	Delete
OOLU9849228	UNIT_ENABLE_ROAD	10-15-2016 01:42 PM	Delete
TCLU3619770	UNIT_ENABLE_ROAD	10-15-2016 01:42 PM	Delete
TGHU9019679	UNIT_DISCH	10-15-2016 01:43 PM	Delete

Showing 1 to 9 of 9 entries < >

CONFIRM

Do you want to Delete APHU6890398 ? for UNIT_DISCH

Yes No

Imports

Import Release Inquiry

Search for one or more import container(s) or Bill(s) of Lading. A user can also set up import container notifications to be sent via email.

The screenshot displays the 'Customer Service Portal' interface. On the left is a navigation menu with the following items: Home, Equipment, Imports (highlighted in red), Import Release Inquiry, Container Notifications, Gate, Exports, and Reports. The main content area is titled 'Import Release Inquiry' and includes a breadcrumb trail: Home > Imports > Import Release Inquiry. Below the breadcrumb are two tabs: 'Container' (selected) and 'Bill of Lading'. A text prompt reads: 'Enter Container Number(s). Separate Multiple Entries with a Comma.' Below this is a large text input field and a red 'Search' button.

To search by container number, enter the number(s) and submit 'Search'

Container **Bill of Lading**

Enter Container Number(s). Separate Multiple Entries with a Comma.

TCNU6091235

Search

The following details are noted for each container.

Container **Bill of Lading**

Enter Container Number(s). Separate Multiple Entries with a Comma.

TCNU6091235

Search

Show 10 entries Search:

Available	Number	B/L	Line	Holds	Customs	Line Status	Position	LFD	PTD	GTD	Vessel	Trucker	Notify Me
NO	TCNU6091235	4038147790	OCL	CUSTOMS RELEASE	HOLD	RELEASED	Y-DLT-N030G3	7-15-2016			KYEX		Notify Me

Showing 1 to 1 of 1 entries

Make a Payment Previous Next

- **Available:** No. Containers may not be available due to a Hold (Hold, Customs or Line Status), not in the yard, or storage
- **Number:** container number
- **B/L:** Bill of Lading
- **Line:** OCL
- **Holds:** Customs Release
- **Customs:** HOLD
- **Line Status:** Released
- **Position:** Y-DLT-N030G3 (Yard-Deltaport-Block N030- G Stack, 3 Tier)
- **LFD:** Last Free Day 7-15-2016
- **PTD:** Paid Thru Date (not applicable)
- **GTD:** Paid Thru Date (not applicable)
- **Vessel:** KYEX

GCT Canada LYNX Trucker Manual

- **Trucker:** not applicable
- **Notify Me:** to set up Container Notifications for containers that are not available select the "Notify Me" button. If the container is already selected, "Notification Set"
- **Make a Payment:** to set up a payment for the container(s)

To enter multiple container numbers entries, separate with a comma and "Search"

Container
Bill of Lading

Enter Container Number(s). Separate Multiple Entries with a Comma.

ZCSU2608319
 UACU8498962,TRLU8972578,C
 AEU2002648
 CNCU1608693,CMAU5817195

Search

Show 10 entries Search:

Available	Number	B/L	Line:	Holds	Customs	Line Status	Position	LFD	PTD	GTD	Vessel:	Trucker
YES	<u>ZCSU2608319</u>	ZIMUNGB9170361	ZIM		RELEASED	RELEASED	Y-DLT-F354G3	6-9-2016			KYEX	
NO	<u>NYKU4415724</u>	TAGOW0261400	NYK	LINE RELEASE, CUSTOMS RELEASE	HOLD	HOLD	Y-DLT-N042E1	7-15-2016			KYEX	Notification Set
YES	<u>GATU8803688</u>	NG11604YL12	HLC		RELEASED	RELEASED	Y-DLT-N036A1	6-9-2016			KYEX	
NO	<u>TCNU6091235</u>	4038147790	OCL	CUSTOMS RELEASE	HOLD	RELEASED	Y-DLT-N030G3	7-15-2016			KYEX	Notification Set
YES	<u>ZCSU2608319</u>	ZIMUNGB9103504	ZIM		RELEASED	RELEASED	Y-DLT-H092M4	6-9-2016			KYEX	
YES	<u>UACU8498962</u>	CNSZKA90310	UAS		RELEASED	RELEASED	Y-DLT-N092B2	7-20-2016			CAME	
NO	<u>TRLU8972578</u>	NJAH368144	CMA		RELEASED	RELEASED	V-CAME1426-630306	6-4-2016			CAME	Notify Me
YES	<u>CAEU2002648</u>	Z5Z2596278	CMA		RELEASED	RELEASED	Y-DLT-K063G4	6-4-2016			CAME	
NO	<u>CNCU1608693</u>	CNML225368	CMA		RELEASED	RELEASED	V-CAME1426-630302	6-4-2016			CAME	Notify Me
YES	<u>CMAU5817195</u>	SGN0415556	CMA		RELEASED	RELEASED	Y-DLT-D360K5	6-4-2016			CAME	

Showing 1 to 10 of 10 entries Previous Next

Make a Payment

Note: if a container number is bold and underline, select the container to view Equipment Information.

X
Equipment Information

<p>Equipment #: NYKU4415724</p> <p>Class: CONTAINER</p> <p>Chassis:</p> <p>Genset:</p> <p>ISO: 4500</p> <p>Sz/Tp/Ht: 40 / GP / 96</p> <p>Gross Weight: 29660.0 KG</p> <p>Safe Weight: 30480.0 KG</p> <p>Tare Weight: 3084.0 KG</p> <p>Dray Status:</p> <p>Remarks: <input style="width: 100%; height: 20px;" type="text"/></p>	<p>Line Operator: NYK</p> <p>Category: IMPRT</p> <p>Status: FCL</p> <p>Position: Y-DLT-N042E1</p> <p>Seal Number: CN1119749</p> <p>Temperature:</p> <p>Hazardous:</p> <p>Damaged: NONE</p> <p>Out of Gauge: No</p> <p>Grade: <input style="width: 50px;" type="text"/></p>	<p>Booking:</p> <p>O/B Carrier: TRUCK-1</p> <p>Bills: TAGOW0261400</p> <p>I/B Carrier: KYEX63-0 KYOTO EXPRESS</p> <p>POL: TAO - Qingdao</p> <p>POD: VAN - Vancouver</p> <p>Bonded Dest:</p> <p>Trucker:</p>
---	--	---

Cancel

Search by one or more Bill(s) of Lading

Container **Bill of Lading**

Bill of Lading:

Container **Bill of Lading**

Bill of Lading:

Show entries Search:

Available	Number	B/L	Line	Holds	Customs	Line Status	Position	LFD	PTD	GTD	Vessel	Trucker	<input type="button" value="Notify Me"/>
NO	TEMU9208500	SEL0604940	CMA		RELEASED	RELEASED	V-CAME1426-460682	6-4-2016			CAME		<input type="button" value="Notify Me"/>

Showing 1 to 1 of 1 entries Previous Next

- **Available:** No
- **Number:** container number(s) assigned to B/L
- **B/L:** Bill of Lading
- **Line:** CMA
- **Holds:** not applicable
- **Customs:** Released
- **Line Status:** Released
- **Position:** V-CAME1426-460682 (Vessel-CAME1426-Stowposition 460682)
- **LFD:** Last Free Day: 6-4-2016
- **PTD:** Paid Thru Date (not applicable)
- **GTD:** Guarantee Thru Date (not applicable)
- **Vessel:** CAME
- **Trucker:** not applicable
- **Notify Me:** to set up Container Notifications select the "Notify Me" button
- **Make a Payment:** to set up a payment

Container Notifications

To set up a container notification, start by adding a container(s) from the [import release inquiry](#) container or B/L inquiry tab, select “Notify Me” for each container.

Available	Number	B/L	Line:	Holds	Customs	Line Status	Position	LFD	PTD	GTD	Vessel:	Trucker	
NO	TCNU6091235	4038147790	OCL	CUSTOMS RELEASE	HOLD	RELEASED	Y-DLT-N030G3	7-15-2016			KYEX		Notify Me

Once the ‘Notify Me” button is selected, the container will be added to the Container Notifications tab.

Container Notifications

Home > Imports > Container Notifications

Container notifications are automatically updated every 6 hours. You may click the 'Refresh' button at any time to check the availability of your containers.

Refresh

Container

Show 10 entries

Container	Available	Last Updated	Action
TCNU6091235	No	7-18-2016 09:15 PM	Delete
NYKU4415724	No	7-18-2016 09:15 PM	Delete

Showing 1 to 2 of 2 entries

Container notifications are automatically updated every 6 hours. You may click the “Refresh” button at any time to check the availability of your containers.

Container Notifications

Container Notifications

Home > Imports > Container Notifications

Container notifications are automatically updated every 6 hours. You may click the 'Refresh' button at any time to check the availability of your containers.

Refresh

Container

Show 10 entries

Container	Available	Last Updated	Action
TEMU9208500	No	7-18-2016 06:46 PM	Delete
NYKU4415724	No	7-18-2016 07:03 PM	Delete
TCNU6091235	No	7-18-2016 07:03 PM	Delete

Showing 1 to 3 of 3 entries

- **Container:** container number
- **Available:** Yes or No
- **Last Updated:** the last time the container was updated
- **Action:** select Delete to remove from the list

To refine the search for a specific container within container notification, use the ‘Search’ field.

Search:

Gate

Gate appointments can be created one at a time or in bulk (mass create). Users can search appointments, monitor appointments (troubles). Users can search gate transactions based on a variety of criteria. Users can nominate a “Sub-Contractor” trucking company for any appointment. All fees associated will be charged to the trucking company securing the appointment. This includes, but not limited to Terminal Gate Efficiency Fees (TGEF) as well as the Flex Appointment Service (FAS) fees.

Create Gate Appointment

To create a single appointment

The screenshot shows the 'Customer Service Portal' interface for creating a 'Gate Appointment'. The left sidebar contains navigation options: Home, Equipment, Imports, Gate (highlighted), Gate Appointment, Appointment Search, Appointment Monitor, Gate Transactions, Bulk Appointment, Exports, and Reports. The main content area is titled 'Gate Appointment' and shows a breadcrumb trail: Home > Gate > Gate Appointment. Below the breadcrumb, there is a 'Trans Type:' dropdown menu with 'Drop Off Empty' selected. A section titled 'Drop Off Empty' contains several input fields: 'Date:' (07/14/2016), 'Trucking Company:' (ACME Trucking), 'Truck ID:', 'Time Period:', 'Sub-Contractor:', 'Line ID:', 'Container:', and 'Container ISO:'. At the bottom of the form are 'Submit' and 'Reset' buttons.

The Trucking Company will auto populate based on user login.

Select the Transaction Type (Trans Type) from the drop down menu

- Drop Off Empty
- Drop Off Export
- Drop Off Import
- Pick Up Empty
- Pick Up Export
- Pick Up Import

Select the Date from the calendar

Gate Appointment

Home > Gate > Gate Appointment

Trans Type:
Drop Off Empty

Drop Off Empty

Date: 6/23/2016

Trucking Company:

Truck ID:

Time Period:

Sub-Contractor:

Line ID:

Container:

Container ISO:

Submit Reset

Select the Time Period from the drop down menu. Only those appointment hours available will populate.

Gate Appointment

Home > Gate > Gate Appointment

Trans Type:
Drop Off Empty

Drop Off Empty

Date: 07/23/2016

Trucking Company: ACME Trucking

Truck ID:

Time Period:

Sub-Contractor:

Line ID:

Container:

Container ISO:

Submit Reset

Note: Sub-Contractor is a future functionality. If the user selects another trucking company the appointment will secure under the user trucking company, not the sub-contractor.

Gate Appointment

Home > Gate > Gate Appointment

Trans Type:

Drop Off Empty

≡ Drop Off Empty

Date: 07/23/2016
Trucking Company: ACME Trucking
Truck ID:

Time Period:

Sub-Contractor:

Line ID:
Container:
Container ISO:

- 425480 BC LTD DBA TMS TRANSPORTATIO
- A & P TRANSPORT LTD.
- A-CAN TRANSPORT LTD.
- AC TRANSPORT LTD.
- ACME Trucking
- ADP TRANSPORT LTD.
- AG TRANSPORT LTD.
- AHEER TRANSPORTATION LTD**
- AMALGAMATED TRANSPORT SYSTEMS INC
- AMK CARRIER INC
- ANCOR TRANSPORT LTD.
- AQUATRANS DISTRIBUTORS INC.
- ARNOLD BROS TRANSPORT LTD.
- ATL TRUCKING LTD.
- B & J TRUCKING
- BAGRI BROTHERS ENTERPRISES INC.
- BALVINDER-SINGH-BIRK TRANSPORT SYST

Submit

Reset

The following notes the mandatory and optional requirements for each transaction type.

Drop Off Empty

Mandatory requirements:

- Line ID
- Container ISO drop down list of size / type / height visit [Appendix I](#) for common ISO codes

Optional information:

- Truck Id
- Container

Gate Appointment

Home > Gate > Gate Appointment

Trans Type:

Drop Off Empty

Drop Off Empty

Date: 07/23/2016

Time Period: 08:00-08:59

Trucking Company: ACME Trucking

Sub-Contractor: AHEER TRANSPORTATION LTI

Truck ID:

Line ID: CMA-CGM (AMERICA) INC. : C

Container:

Container ISO: 2200 - 20' DRY 8'6"

- 20G2 - 20' DRY 8'0"
- 20H0 - 20' DRY 8'0"
- 20P0 - 20' PLATFORM 2'0"
- 20R0 - 20' REEFER 8'0"
- 20T0 - 20' TANK 8'0"
- 20T1 - 20' TANK 8'0"
- 20T2 -
- 20T3 -
- 20T4 -
- 20T5 - 20' TANK 8'0"
- 20T6 -
- 20T7 -
- 20T8 -
- 20T9 - 20' TANK 8'0"
- 20U0 - 20' OPEN TOP 8'0"
- 20U1 - 20' OPEN TOP 8'0"
- 20V0 - 20' DRY 8'0"
- 2200 - 20' DRY 8'6"

Submit

Reset

Enter **Submit** to secure appointment.

Once the appointment is secured, a pop up box will note the appointment number.

Gate Appointment

Home > Gate > Gate Appointment

Trans Type:

Drop Off Empty

Drop Off Empty

Date: 07/23/2016

Time Period: 08:00-08:59

Trucking Company: ACME Trucking

Sub-Contractor: AHEER TRANSPORTATION LTI

Truck ID:

Line ID: CMA-CGM (AMERICA) INC. : C

Container:

Container ISO: 2200 - 20' DRY 8'6"

Submit

Reset

OK: Successfully Added the Appointment Number: 21478

Print Ticket Summary

Users can **Print Ticket Summary** of each appointment.

Ticket Summary	
Transaction: 21478	Created By: ACME
	Created: 07/23/2016
<hr/>	
Date: 07/23/2016	Container:
Trucking Company: ACME	Container Owner:
Truck Number:	Container ISO: 2200
Chassis Type:	Seal Number:
Chassis Number:	
Own Chassis?: NO	
ChassisOwner:	

Print Summary Cancel

Enter **Reset** to clear all fields.

Drop Off Export

Mandatory requirements:

- Booking Number
- Line ID
- Booking Item drop down list of size/type/height

Optional information:

- Truck Id
- Container
- Seal Number
- Gross Weight (KG)

Gate Appointment

Home > Gate > Gate Appointment

Trans Type:

Drop Off Export

≡ Drop Off Export

Date:	<input type="text" value="07/23/2016"/>	Time Period:	<input type="text" value="09:00-09:59"/>
Trucking Company:	<input type="text" value="ACME Trucking"/>	Sub-Contractor:	<input type="text"/>
Truck ID:	<input type="text"/>	Booking Number:	<input type="text" value="BPEXDRY"/>
Booking Item:::	<input type="text"/>	Line ID:	<input type="text" value="ZIM LINE CANADA : ZIM"/>
Seal Number:	<input type="text" value="9500"/> <input type="text" value="4500"/> <input type="text" value="4200"/> <input type="text" value="2200"/>	Container:	<input type="text"/>
		Gross Weight (KG) :	<input type="text"/>

Submit

Reset

Enter **Submit** to secure appointment.

Once the appointment is secured, a pop up box will note the appointment number.

Enter **Reset** to clear all fields.

Drop Off Import

Mandatory requirements:

- Container
- Line ID

Optional information:

- Truck Id
- Seal Number
- Gross Weight (KG)

Gate Appointment

Home > Gate > Gate Appointment

Trans Type:
Drop Off Import ▼

≡ Drop Off Import

Date:	06/01/2016	Time Period:	▼
Trucking Company:	ACME Trucking ▼	Sub-Contractor:	▼
Truck Id:	▼	Line ID:	CMA-CGM (AMERICA) INC. : C ▼
Seal Number:		Container:	TEST1234567
		Gross Weight (KG) :	

Submit Reset

Enter **Submit** to secure appointment.

Once the appointment is secured, a pop up box will note the appointment number.

Enter **Reset** to clear all fields.

Pick up Empty

Mandatory requirements:

- Booking Number,
- Line ID
- Booking Item drop down list of size/type/height

Optional information:

- Truck Id

Gate Appointment

Home > Gate > Gate Appointment

Transaction Type:

Pickup Empty ▼

≡ Pickup Empty Container Transaction

Date:	<input type="text" value="06/01/2016"/>	Time Period:	<input style="border: none; background-color: #f0f0f0; padding: 2px 5px;" type="text" value="17:00-17:59"/>
Trucking Company:	<input style="border: none; background-color: #f0f0f0; padding: 2px 5px;" type="text" value="ACME Trucking"/>	Booking Number:	<input type="text" value="TESTEMPTY"/>
Truck ID:	<input style="border: none; background-color: #f0f0f0; padding: 2px 5px;" type="text"/>	Line ID:	<input style="border: none; background-color: #f0f0f0; padding: 2px 5px;" type="text" value="ZIM LINE CANADA : ZIM"/>
Booking Item::	<input style="border: none; background-color: #f0f0f0; padding: 2px 5px;" type="text" value="4400"/>		

Submit

Reset

Enter **Submit** to secure appointment.

Once the appointment is secured, a pop up box will note the appointment number.

Enter **Reset** to clear all fields.

Pick Up Export

Mandatory requirements:

- Line ID
- Container

Optional information:

- Truck Id

Gate Appointment

Home > Gate > Gate Appointment

Trans Type:
Pick Up Export ▼

≡ Pick Up Export

Date:	06/01/2016	Time Period:	21:00-21:59 ▼
Trucking Company:	ACME Trucking ▼	Sub-Contractor:	▼
Truck Id:	▼	Line ID:	CMA-CGM (AMERICA) INC. : C ▼
		Container:	CMAU7897897

Submit Reset

Enter **Submit** to secure appointment.

Once the appointment is secured, a pop up box will note the appointment number.

Enter **Reset** to clear all fields.

Pick Up Import

Mandatory requirements:

- Line ID
- Container

Optional information:

- Truck Id

Gate Appointment

Home > Gate > Gate Appointment

Trans Type:
Pick Up Import ▼

≡ Pick Up Import

Date:	06/01/2016	Time Period:	▼
Trucking Company:	GCT TRUCKING ▼	Sub-Contractor:	▼
Truck Id:	▼	Line ID:	OOCL (CANADA) INC. : OCL ▼
		Container:	TEMU6696036

Submit Reset

Enter **Submit** to secure appointment.

Once the appointment is secured, a pop up box will note the appointment number.

Enter **Reset** to clear all fields.

Appointment Search

Users can search appointments based on a variety of criteria

The screenshot shows the 'Appointment Search' page in the Customer Service Portal. The page has a blue header with the portal name and user information. A left sidebar contains navigation links for Home, Equipment, Imports, Gate, Gate Appointment, Appointment Search, Appointment Monitor, Gate Transactions, Bulk Appointment, Exports, and Reports. The main content area is titled 'Appointment Search' and contains a search form with the following fields:

- Appointment #:
- Equipment #:
- Status:
- Transaction Type:
- Booking #:
- Truck ID:
- From Date:
- To Date:
- Line:
- Trucking Company:

At the bottom of the form are 'Search' and 'Reset' buttons.

- Appointment Number
- specific appointment number
- Equipment Number
- specific container number
- Status
 - Cancel
 - Created
 - Used
 - Closed: non-functional
 - Expired: non-functional
 - Late: non-functional (does not reference FAS)
 - Used late: non-functional (does not reference FAS)
- Transaction type
 - Drop Off Empty
 - Drop Off Export
 - Drop Off Import (Dray In)
 - Pick Up Empty
 - Pick Up Export (Drop Off)
 - Pick Up Import
- Booking Number/ EDO
- Truck Id
- From Date (must include To Date)
- To Date (must include From Date)
- Line (steamship line)
- Trucking Company (auto populates based on user)

Below appointment **Search** results for May 29th to June 1st 2016.

Users can edit an appointment to add optional details based on transaction type. Users can “Cancel” single appointments, or use the Bulk Appointment section to [cancel multiple](#) appointments.

Appointment Search

Home > Gate > Appointment Search

Search

Appointment #: Equipment #: Status:

Transaction Type: Booking #: Truck ID:

From Date: 29-May-2016 To Date: 01-Jun-2016 Line:

Trucking Company: ACME Trucking

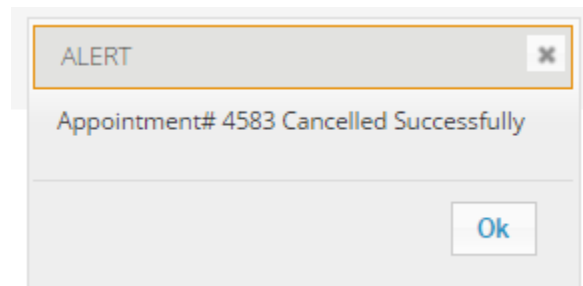
Search Reset

Show 10 entries

Appt #	Date/Time	Time Slot	Type	Status	Truck ID	Truck Co	Line	Equipment#	Booking#	
4281	05-29-2016	17:00-17:59	RE	CREATED		ACME Trucking	CMA		TESTEXPORT	Cancel
4270	06-01-2016	15:00-15:59	RM	CREATED		ACME Trucking	CMA			Cancel
4272	06-01-2016	09:00-09:59	RE	CREATED		ACME Trucking	CMA		TESTEXPORT	Cancel
4273	06-01-2016	17:00-17:59	DM	CREATED		ACME Trucking	ZIM		TESTEMPTY	Cancel
4274	06-01-2016	22:00-22:59	DI	CREATED		ACME Trucking	OCL	TEMU696036		Cancel
4276	06-01-2016	11:00-11:59	DI	CREATED		ACME Trucking	SUD	HDMU6984110		Cancel
4277	06-01-2016	11:00-11:59	DI	CREATED		ACME Trucking	ZIM	ZCSU8966946		Cancel

Showing 1 to 7 of 7 entries

A pop up window will advise the appointment



Sort the entries by clicking each header: Appt #, Date/time/ TimeSlot, Type, Status, etc.

Show 10 entries

Search:

Appt #	Date/Time	Time Slot	Type	Status	Truck ID	Truck Co	Line	Equipment#	Booking#	
4281	05-29-2016	17:00-17:59	RE	CREATED		ACME Trucking	CMA		TESTEXPORT	Cancel
4270	06-01-2016	15:00-15:59	RM	CREATED		ACME Trucking	CMA			Cancel
4272	06-01-2016	09:00-09:59	RE	CREATED		ACME Trucking	CMA		TESTEXPORT	Cancel
4273	06-01-2016	17:00-17:59	DM	CREATED		ACME Trucking	ZIM		TESTEMPTY	Cancel
4274	06-01-2016	22:00-22:59	DI	CREATED		ACME Trucking	OCL	TEMU696036		Cancel
4276	06-01-2016	11:00-11:59	DI	CREATED		ACME Trucking	SUD	HDMU6984110		Cancel
4277	06-01-2016	11:00-11:59	DI	CREATED		ACME Trucking	ZIM	ZCSU8966946		Cancel

Showing 1 to 7 of 7 entries

GCT Canada LYNX Trucker Manual

Click the Excel button to export to the file to excel.

Appointment Search

Home > Gate > Appointment Search

Search

Appointment #: Equipment #: Status:

Transaction Type: Booking #: Truck ID:

From Date: 02-Jun-2016 To Date: 02-Jun-2016 Line:

Trucking Company: ACME Trucking

Search Reset

Show 10 entries Search:

Appt #	Date/Time	Time Slot	Type	Status	Truck ID	Truck Co	Line	Equipment#	Booking#
4877	06-02-2016	15:00-15:59	RE	CREATED		ACME Trucking	CMA		APTMONITOR
4878	06-02-2016	15:00-15:59	RE	CREATED		ACME Trucking	CMA		APTMONITOR

Showing 1 to 2 of 2 entries Previous Next

Save file and open.

acme apts.xls - Microsoft Excel

File Home Insert Page Layout Formulas Data Review View Add-Ins

Clipboard Font Alignment Number Conditional Formatting Format as Table

	A	B	C	D	E	F	G	H	I	J	K	L	M	N
1	Appt #	Date/Time	Time Slot	Type	Status	Truck ID	Truck Co	Line	Equipment#	Booking#				
2	4270	06/01/2016	15:00-15:59	RM	CREATED		ACME Trucking	CMA						
3	4272	06/01/2016	09:00-09:59	RE	CREATED		ACME Trucking	CMA		TESTEXPORT				
4	4273	06/01/2016	17:00-17:59	DM	CREATED		ACME Trucking	ZIM		TESTEMPTY				
5	4274	06/01/2016	22:00-22:59	DI	CANCEL		ACME Trucking	OCL	TEMU6696036					
6	4276	06/01/2016	11:00-11:59	DI	CANCEL		ACME Trucking	SUD	HDMU6984110					
7	4277	06/01/2016	11:00-11:59	DI	CREATED		ACME Trucking	ZIM	ZCSU8966946					
8	4281	05-29-2016	17:00-17:59	RE	CREATED		ACME Trucking	CMA		TESTEXPORT				
9	4318	05-30-2016	14:00-14:59	DI	USEDLATE		ACME Trucking	SUD	HDMU6984110					
10	4319	05-30-2016	15:00-15:59	DI	USED		ACME Trucking	OCL	TEMU6696036					
11	4371	05-31-2016	14:00-14:59	DI	CANCEL		ACME Trucking	NYK	NYKU0706486					
12	4386	05-31-2016	15:00-15:59	DI	CANCEL		ACME Trucking	OCL	OOLU9151880					
13	4399	05-31-2016	14:00-14:59	DM	CANCEL		ACME Trucking	MSK		MSK20EDO				
14	4413	05-31-2016	15:00-15:59	DM	CANCEL		ACME Trucking	OCL		OCL20ZANT34				
15	4429	05-31-2016	14:00-14:59	DI	USED		ACME Trucking	APL	CAIU9668939					
16	4444	05-31-2016	15:00-15:59	DI	USED		ACME Trucking	NYK	SZLU9082640					
17	4569	06/01/2016	15:00-15:59	DM	USED		ACME Trucking	OCL		OCL20ZANT34				
18	4583	06/01/2016	14:00-14:59	DM	CREATED		ACME Trucking	MSK		MSK20EDO				
19	4596	06/01/2016	13:00-13:59	DI	USED		ACME Trucking	OCL	OOLU9151880					
20	4611	06/01/2016	14:00-14:59	DI	USED		ACME Trucking	NYK	NYKU0706486					

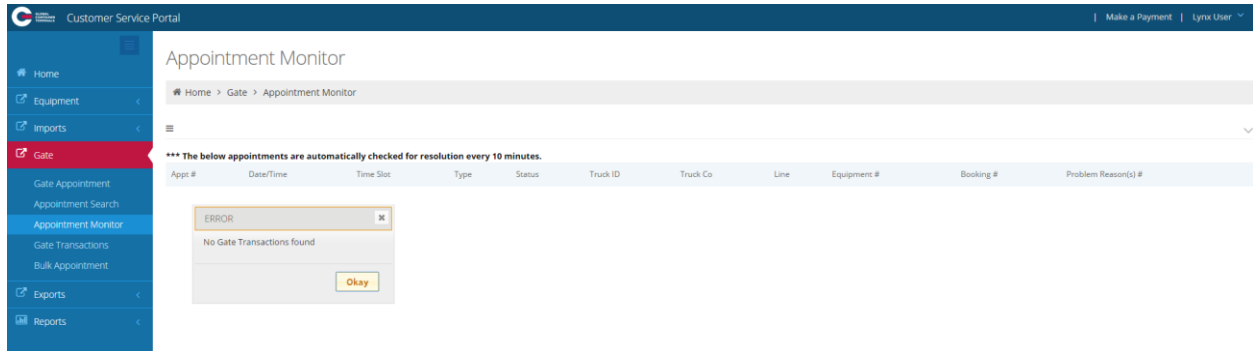
Note: search results of up to 100 lines of text

Appointment Monitor

Users will receive an email for appointments that are in *"trouble mode"* once the user activates [E-mail Opt In](#).

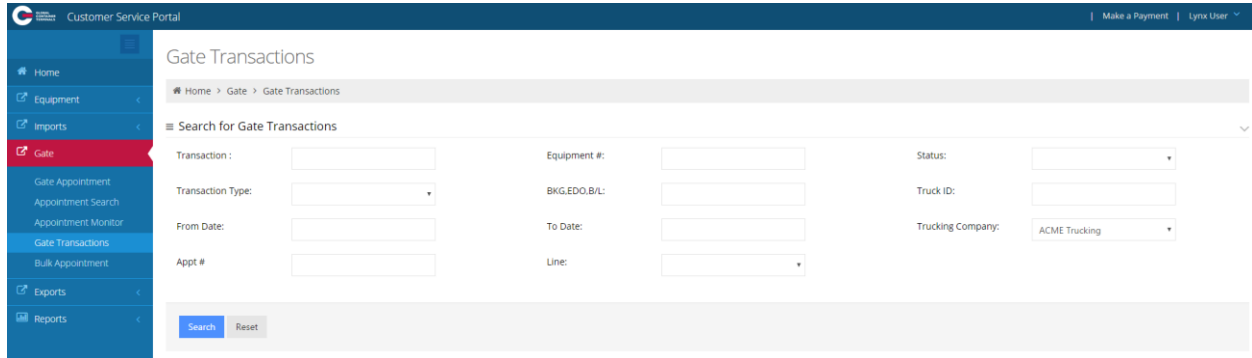
Future functionality, the appointment monitor will show all appointments that need to be resolved prior to the truck arrival at the terminal.


This feature will be automatically updated every 10 minutes



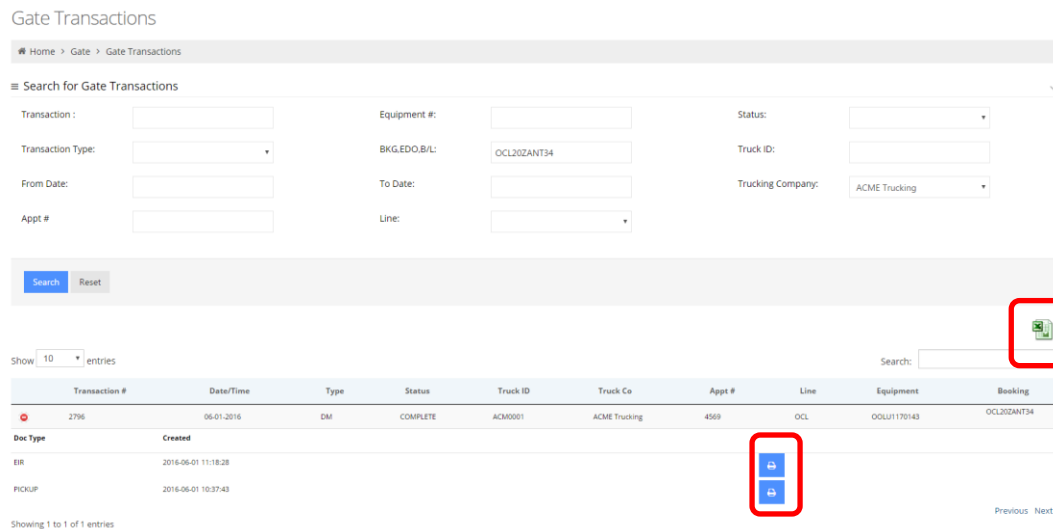
Gate Transactions

Users can search gate transactions based on a variety of criteria as well as export the results to an excel spreadsheet.



Below notes an example of the gate transactions for Empty EDO *OCL20ZANT34* for gate transaction 2796. Select the  icon to note the relevant documents

Supporting Drop Off, Pick Up, and EIR tickets available based on the transaction type.



Click on the “print” icon to view the ticket

PickUp ticket for transaction 2796

DELTAPORT		PICKUP: 2796
OCL:OOCL (CANADA) INC.		
Type: DM	Created: 01-JUN-2016 10:37	
Truck Co.: ACME	EIRDate: 01-JUN-2016 10:37	
DRIVER NAME:	TRUCK LICENSE #: ACM0001	
CONTAINER: OOLU1170143	SIZE/TYPE: 20 GP 86	
CHASSIS:	SIZE/TYPE:	
OWNER CHASSIS: No	RELEASE: OCL20ZANT34	
VESSEL: ZANT		
PORT:		
GENERATOR:	SCALE WT:	
FUEL LEVEL:	GROSS WT: 2350.0	
TEMP: AIR EXCH:	CARGO WT:	
SEALS:		

Electronic Interchange Receipt (EIR) for transaction 2796

DELTAPORT		EIR: 2796
OCL:OOCL (CANADA) INC.		
Type: DM	Created: 01-JUN-2016 10:37	
Truck Co.: ACME	EIRDate: 01-JUN-2016 11:18	
DRIVER NAME:	TRUCK LICENSE #: ACM0001	
CONTAINER: OOLU1170143	SIZE/TYPE: 20 GP 86	
CHASSIS:	SIZE/TYPE:	
OWNER CHASSIS: No	RELEASE: OCL20ZANT34	
VESSEL: ZANT		
PORT:		
GENERATOR:	SCALE WT:	
FUEL LEVEL:	GROSS WT: 2350.0	
TEMP: AIR EXCH:	CARGO WT:	
SEALS:		

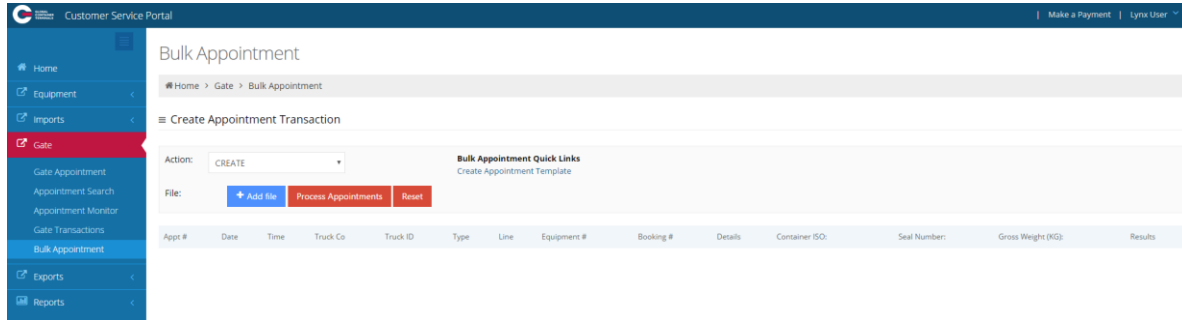
Reminder: Drivers are responsible to ensure all details are accurate prior to leaving the terminal.

Select the Excel icon to export and save the document to view.

Transaction #	Date/Time	Type	Status	Truck ID	Truck Co	Appt #	Line	Equipment	Booking
2796	06/01/2016	DM	COMPLETE	ACM0001	ACME Trucking	4569	OCL	OOLU1170143	OCL20ZANT34

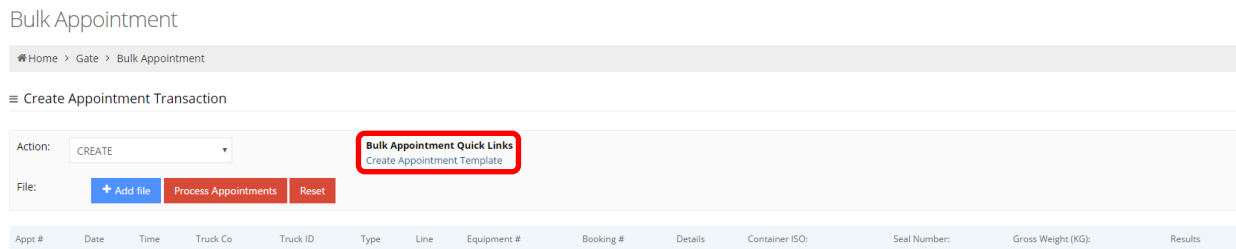
Bulk Appointments

The bulk appointment feature allows users to *create* up to 49 appointments at one time via uploading an excel file. Bulk appointment also allows users to *update* certain criteria for multiple appointments as well as *cancel* 49 appointments at one time.

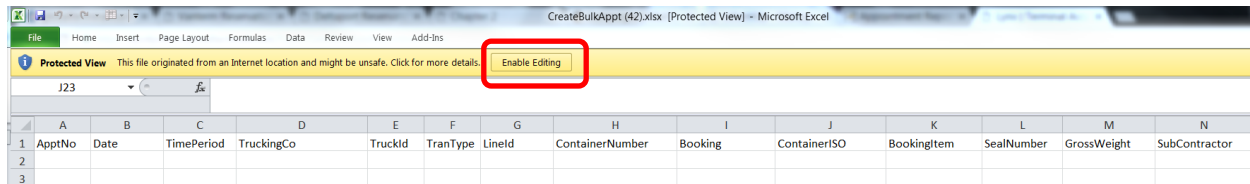


Create Bulk Appointments

Users start by downloading the “Create Appointment Template” from the excel Bulk Appointment Quick Link.



Users must ‘Enable Editing’ and save the file. It is encourage users save as a unique file name for each update.



The header names in row 1 are mandatory for each file and defined as follows for *creating*, *updating* and *cancelling* appointments via bulk appointments:

Appt NO: this field is used for *updating* and *cancelling* all appointments

Date: mandatory for *creating* and *updating* all appointments (YYYY-MM-DD)

Time Period: mandatory for *creating* and *updating* all appointments

GCT Canada Lynx CSP Time Periods		
Graveyard	Day Shift	Afternoon
01:00	08:00	17:00
02:00	09:00	18:00
03:00	10:00	19:00
04:00	11:00	21:00
06:00	13:00	22:00
	14:00	23:00
	15:00	

Trucking Co: mandatory for *creating* and *updating* all appointments

Truck ID: optional information for *all* transaction types

Tran Type: DE, DI, DM, RE, RI, RM mandatory for *creating* and *updating* all appointments

- **DE:** Deliver Export from the terminal to the truck
- **DI:** Deliver Import from to the terminal to the truck
- **DM:** Deliver Empty from to the terminal to the truck
- **RE:** The terminal will Receive Export from the truck
- **RI:** The terminal will Receive Import from the truck
- **RM:** The terminal will Receive Empty from the truck

Line ID: mandatory for *creating* and *updating* all appointments

Container Number: required for *creating* and *updating* DE, DI and RI

Optional for RE and RI

Booking: booking number required for *creating* and *updating* RE or empty delivery order required for DM

Container ISO: required for *creating* and *updating* RM. ISO reference [Appendix I](#)

Booking Item: export booking or empty delivery order ISO required for *creating* and *updating* DM and RE. ISO reference [Appendix I](#)

Seal Number: optional for *creating* and *updating* RE, RI

Gross Weight: optional for *creating* and *updating* RE, RI

Sub Contractor: this is future functionality designed to assign appointments to another trucking company. Once the appointment is secured by the user (*creator*), only the sub-contractor will see the appointment details. The user (*creator*) will not see any of the appointment details. The sub-contractor trucking company will be able to update or cancel the appointment. **Note:** All appointment related fees including, but not limited to the Terminal Gate Efficiency Fee's (TGEF) and Flex Appointment Fee's (FAS) will be billed to the user (*creator*) of the appointment.

Fill out the excel file with all related fields for the appointment type. Below example notes the mandatory fields for each transaction type (TranType). Note all fields are formatted as "Text" and the form is saved as a unique name.

1	ApptNo	Date	TimePeriod	TruckingCo	TruckId	TranType	Lineld	ContainerNumber	Booking	ContainerISO	BookingItem	SealNumber	GrossWeight
2		2016-07-19	08:00	ACME		DE	HMM	ABDU1234567					
3		2016-07-19	09:00	ACME		DI	ZIM	TEST1234567					
4		2016-07-19	17:00	ACME		DM	HLC		TESTEDO		4300		
5		2016-07-19	19:00	ACME		RE	APL		TESTBKG		2200		
6		2016-07-19	22:00	ACME		RI	MSK	CBSA1234567		2201			
7		2016-07-19	23:00	ACME		RM	CMA			4500			
8													

Action: Create

File: Select '+Add File', once the appointment details (i.e. date, time, etc.) populate into browser

File: Select 'Process Appointments'

Bulk Appointment

Home > Gate > Bulk Appointment

≡ Create Appointment Transaction

Action: CREATE

File: + Add file Process Appointments Reset

Bulk Appointment Quick Links
Create Appointment Template

Show 10 entries

Appt #	Date	Time	Truck Co	Contractor	Truck Id	Type	Line	Equipment	Booking	Details	Results
	04/19/2016	08:00	ACME			DE	HMM	ABDU1234567		...	
	04/19/2016	09:00	ACME			DI	ZIM	TEST1234567		...	
	04/19/2016	17:00	ACME			DM	HLC		TESTEDO	...	
	04/19/2016	19:00	ACME			RE	APL		TESTBKG	...	
	04/19/2016	22:00	ACME			RI	MSK	CBSA1234567		...	
	04/19/2016	23:00	ACME			RM	CMA			...	

While the system processes the file, users will receive the "Searching..." message.

Bulk Appointment

Home > Gate > Bulk Appointment

≡ Create Appointment Transaction

Action: CREATE

File: + Add file Process Appointments Reset Searching...

Bulk Appointment Quick Links
Create Appointment Template

Upon completion of processing, the user will receive a message to advise the number of successful created appointments. Below notes 5 of 50 appointments created successfully. Select the Details button to update the container ISO, gross weight or seal number.

Bulk Appointment

Home > Gate > Bulk Appointment

≡ Create Appointment Transaction

Action: CREATE **Bulk Appointment Quick Links**
Create Appointment Template

File: + Add file Process Appointments Reset 5 of 50 Appts Created Successfully...

Show 10 entries Search:

Appt #	Date	Time	Truck Co	Sub-Contractor	Truck Id	Type	Line	Equipment	Booking	Details	Results
4902	04/19/2016	08:00	ACME			DE	HMM	ABDU1234567		...	OK: Appts Created Successfully...
	04/19/2016	09:00	ACME			DI	ZIM	TEST1234567		...	ERR: Error: Import container is scheduled to depart by train
4904	04/19/2016	17:00	ACME			DM	HLC		TESTEDO	...	OK: Appts Created Successfully...
4905	04/19/2016	19:00	ACME			RE	APL		TESTBKG	...	OK: Appts Created Successfully...
4906	04/19/2016	22:00	ACME			RI	MSK	CBSA1234567		...	OK: Appts Created Successfully...

For successful appointments, a number will be assigned under the Appt # column as well the results column will note "OK: Appts Created Successfully". Any appointment that is not secured, the results will note an error message. Above error notes "ERR: Error: Import container is scheduled to depart by train".

Users can select the Details column to update Container ISO, Gross Weight, and Seal Number for the appointment.

Bulk Appointment

Home > Gate > Bulk Appointment

≡ Create Appointment Transaction

Action: CREATE **Bulk Appointment Quick Links**
Create Appointment Template

File: + Add file Process Appointments Reset 1 of 50 Appts Created Successfully...

Show 10 entries Search:

Appointment Information

Container ISO: Gross Weight (KG):

Booking Item: Seal Number:

Back

Appt #	Date	Time	Truck Co	Sub-Contractor	Truck Id	Type	Line	Equipment	Booking	Details	Results
4902	04/19/2016	08:00	ACME			DE	HMM	ABDU1234567		...	OK: Appts Created Successfully...

Select the Reset button to upload the next file.

≡ Create Appointment Transaction

Action: CREATE **Bulk Appointment Quick Links**
Create Appointment Template

File: + Add file Process Appointments Reset 1 of 50 Appts Created Successfully...

Visit the [Appointment Search](#) section to view details on the appointments secured.

Update Bulk Appointments

Users can *update* appointments that are *created* to add the optional details for each transaction type. The example for export cargo notes the export container number, seal number, gross weight and the truck id.

Note: If a user attempts to change the date or time for an appointment, update the export booking number or equipment deliver order the system will cancel the current appointment and create a new appointment id. All TGEF fees are applicable after the cancellation window.

To update details on appointments, update the bulk appointment template with relevant details including the associated ApptNo. The below example notes Appt No 4905 adding the container number and a seal number.

A	B	C	D	E	F	G	H	I	J	K	L	M
ApptNo	Date	TimePeriod	TruckingCo	TruckId	TranType	Lineld	ContainerNumber	Booking	ContainerISO	BookingItem	SealNumber	GrossWeight
4905	2016-4-19	19:00	ACME	ACM0001	RE	ZIM	ZIMU1234567	TESTBKG		4500	test	24000

To process the update:

Action: Update

File: Select +Add File, once the appointment details (i.e. container, etc.) populate into browser

File: Select Process Appointments

Bulk Appointment

Home > Gate > Bulk Appointment

Update Appointment Transaction

Action: UPDATE

Bulk Appointment Quick Links
Create Appointment Template

File: + Add file Process Appointments Reset

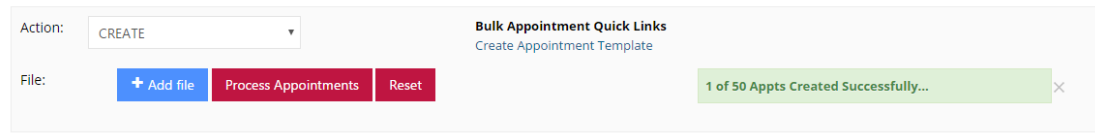
Show 10 entries

Appt #	Date	Time	Truck Co	Sub-Contractor	Truck Id	Type	Line	Equipment	Booking	Details	Results
4905	04/19/2016	19:00	ACME			RE	ZIM	ZIMU1234567	TESTBKG		

Showing 1 to 1 of 1 entries

The system will return the number of successful appointments.

≡ Create Appointment Transaction



Select the Reset button to upload the next file. Visit the [Appointment Search](#) section to view details on the updated appointments.

Cancel Bulk Appointments

Users can use the bulk appointments feature to *cancel* up to 49 appointments at one time for any transaction type.

Update the bulk appointments file with the ApptNo.

	A	B	C	D	E	F	G	H	I	J
1	ApptNo	Date	TimePeriod	TruckingCo	TruckId	TranType	Lineld	ContainerNumber	Booking	ContainerISO
2	4902									
3	4904									
4	4905									
5	4906									
6										

To process the cancel:

Action: Cancel

File: Select +Add File, once the appointment numbers populate into browser

File: Select Process Appointments

Bulk Appointment

Home > Gate > Bulk Appointment

Cancel Appointment Transaction

Action: CANCEL **Bulk Appointment Quick Links**
Create Appointment Template

File: + Add file Process Appointments Reset

Show 10 entries

Appt #	Date	Time	Truck Co	Sub-Contractor	Truck Id	Type	Line	Equipment	Booking	Details
4902										...
4904										...
4905										...
4906										...

Users will receive the message noting the number of successfully cancelled appointments

Home > Gate > Bulk Appointment

Cancel Appointment Transaction

Action: CANCEL **Bulk Appointment Quick Links**
Create Appointment Template

File: + Add file Process Appointments Reset

50 of 50 Appts Canceled Successfully... ×

Banned truckers

Users will receive an error message noting the user is BANNED from securing appointments. Users will not be able to utilize current appointments nor will the user be able to secure new appointments. As a reminder, invoices are due 30 days from invoice date.

Please [contact](#) GCT Customer Solutions team to resolve.

Gate Appointment

Home > Gate > Gate Appointment

Transaction Type:
Drop Off Export

≡ Dropoff Export Transaction

Date:	06/01/2016	Time Period:	09:00-09:59
Trucking Company:	ACME Trucking	Booking Number:	TESTEXPORT
Truck ID:		Line ID:	CMA-CGM (AMERICA) INC. : C
Booking Item::	4400	Container:	
Seal Number:		Gross Weight (KG) :	

Submit Reset

Error: Trucking Company ACME has been BANNED.

Appendix I- Common ISO Codes

Common ISO Table							
ISO Id	Length	Height	ISO Group	Arch ISO	Tare Wt (kg)	Safe Wt (kg)	Reefer Type
2200	20'	8'6"	General purpose container without ventilation	2DRS	1,900	24,000	Non-reefer
2203	20'	8'6"	General purpose container without ventilation	2HTS	1,900	24,000	Non-reefer
2220	20'	8'6"	Refrigerated container	2INS	1,900	24,000	Air-cooled, Dual Volt
2230	20'	8'6"	Refrigerated container	2RFS	2,750	24,000	Air-cooled, Dual Volt
2250	20'	8'6"	Open-top container	2OTS	1,900	24,000	Non-reefer
2261	20'	8'6"	Platform, incomplete superstructure: fixed	2FRS	1,900	24,000	Non-reefer
2270	20'	8'6"	Tank container for non-dangerous liquids	2TKS	1,900	24,000	Non-reefer
2760	20'	2'1"	Platform	2PL2	1,900	24,000	Non-reefer
4200	40'	8'6"	General purpose container without ventilation	4DRS	3,084	30,480	Non-reefer
4230	40'	8'6"	Refrigerated container	4RFS	3,950	30,480	Air-cooled, Dual Volt
4242	40'	8'6"	Refrigerated container	4INS	3,084	30,480	Air-cooled, Dual Volt
4250	40'	8'6"	Open-top container	4OTS	3,084	30,480	Non-reefer
4259	40'	8'6"	General purpose container without ventilation	4HTS	3,084	30,480	Non-reefer
4261	40'	8'6"	Platform, incomplete superstructure: fixed	4FRS	3,084	30,480	Non-reefer
4270	40'	8'6"	Tank container for non-dangerous liquids	4TKS	3,084	30,480	Non-reefer
4500	40'	9'6"	General purpose container without ventilation	4DRH	3,084	30,480	Non-reefer
4530	40'	9'6"	Refrigerated container	4RFH	4,150	30,480	Air-cooled, Dual Volt
4542	40'	9'6"	Refrigerated container	4INH	3,084	30,480	Air-cooled, Dual Volt

4550	40'	9'6"	Open-top container	4OTH	3,084	30,480	Non-reefer
4559	40'	9'6"	General purpose container without ventilation	4HTH	3,084	30,480	Non-reefer
4561	40'	9'6"	Platform, incomplete superstructure: fixed	4FRH	3,084	30,480	Non-reefer
4570	40'	9'6"	Tank container for non-dangerous liquids	4TKH	3,084	30,480	Non-reefer
45G9	40'	9'6"	Cooling Unit	GP40	3,084	30,480	Non-reefer
4760	40'	2'1"	Platform	4PL2	3,084	30,480	Non-reefer
9500	45'	9'6"	General purpose container without ventilation	5DRH	3,800	30,480	Non-reefer
9502	48'	9'6"	General purpose container without ventilation	8DRH	3,800	30,480	Non-reefer
9503	45'	9'6"	General purpose container without ventilation	5DRH	3,800	30,480	Non-reefer
9530	45'	9'6"	Refrigerated container	5RFH	3,800	30,480	Air-cooled, Dual Volt
9550	45'	9'6"	Open-top container	5OTH	3,800	30,480	Non-reefer
9559	45'	9'6"	General purpose container without ventilation	5HTH	3,800	30,480	Non-reefer
9561	45'	9'6"	Platform, incomplete superstructure: fixed	5FRH	3,800	30,480	Non-reefer
9760	45'	2'1"	Platform	5PL2	3,800	30,480	Non-reefer

Contact Us

If you have any further questions or concerns please do not hesitate to contact us at:

Telephone: +1 888 342 3385

Email: customerservice-can@globalterminals.com

Thank You,

Global Container Terminals – Canada