

Chapter 8

Bethany



Memory Verse

To the King eternal, immortal, invisible, the only God, be honor and glory for ever and ever.

1 Timothy 1:17



Story to Share

Rolling Out the Red Carpet

Jesus was staying at the home of His friends, Mary, Martha and Lazarus. The night before, Mary had been so full of her love for Jesus that she poured an expensive perfume on Jesus' feet.

Now the morning was dawning and Jesus knew it was time to leave. "We're going to Jerusalem," Jesus told the disciples.

As Jesus and the disciples neared Jerusalem, they were surprised by the crowds of people. The people had heard that Jesus was coming. They wanted to welcome Him. They wanted to give Him a welcome fit for a king. They wanted Jesus to deliver them from the Romans.

Jesus waited on the Mount of Olives for the disciples to bring Him a donkey to ride. He chose a simple donkey instead of a general's stallion because He wanted to show the people that He was not there to deliver them from the Romans. He was there as the King of peace to deliver them from the sin in their hearts.

The crowd took off their garments and laid them in the path where the donkey stepped. They cut long, feathery leaves off the palm trees and waved them, shouting praise to Jesus. Many threw the leaves in Jesus' path.

As the donkey made its way toward Jerusalem, the people sang, "Blessed is He, the Son of David! Blessed is He who is coming in the name of the Lord!"

They rolled out the red carpet for Jesus, treating Him like they would any royal person coming to Jerusalem. "Hosanna, Hosanna. Blessed be the name of the Lord."

The people followed Jesus and His disciples through the gates into the city and on toward the temple. Staring at the grand procession, they asked, "Who is this man they are honoring?"

"Jesus from Nazareth," said one who knew of Jesus. "He is a great prophet from Nazareth in Galilee."

Echoing throughout the streets was, "Hosanna, Hosanna. Blessed is He who has come in the name of the Lord." Even those who did know Jesus felt their hearts stirred at the sight of great honor.

— based on John 12:12-19

Discussion Questions

1. What did Mary do to show her love for Jesus? (anointed Him with expensive perfume)
2. What did Jesus' friends do on the way to Jerusalem to show their love? (sang praises to Him; waved palm branches in honor of Him)
3. What can you do to show your love for Jesus?





activity

What You Need

- duplicated page
- olives
- green and red crayons

What to Do

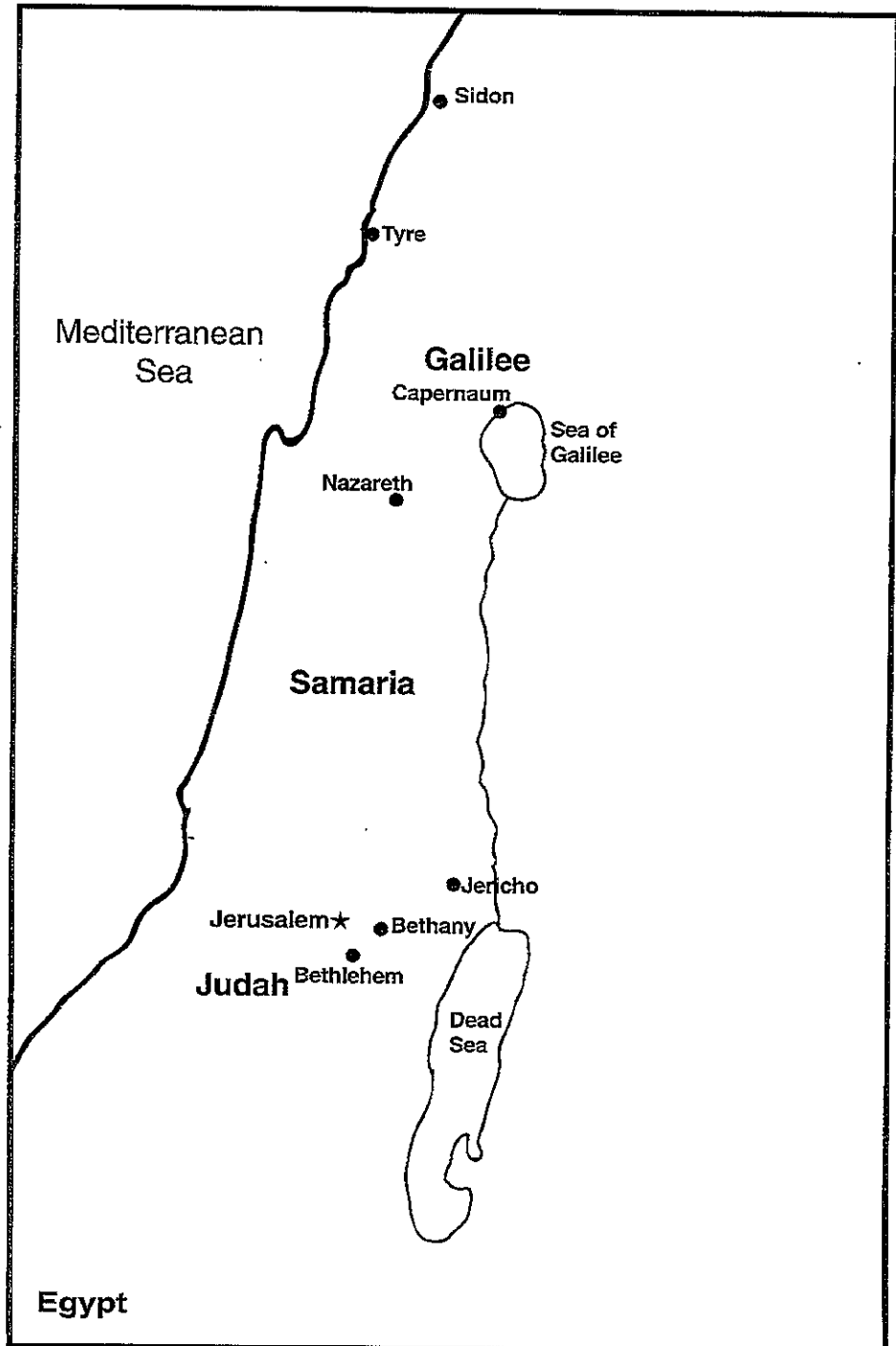
1. Discuss Bethany's location with the children. Show a real olive.
2. Read the instructions.
3. Allow the students to draw an olive at Bethany.

What to Say

Bethany means "house of the afflicted one."

Bethany was a town on the Mount of Olives. Jesus often stayed in Bethany because it was where His good friends Lazarus, Martha and Mary lived. Find Bethany on the map and draw a green olive by it. Make sure you use your red crayon for the pimento!

Where Is Bethany?




BETHANY

A Special Donkey

Read Mark 11:1-11 and fill in the blanks.

As Jesus came to the Mount of _____ He
sent _____ of His disciples to the village to get a
_____ . "No one has ever _____



this colt. Untie it and bring it here. If anyone asks why
you are taking the colt, tell him

_____."

They brought the colt to Jesus, threw their _____

on the colt and put Jesus on it. As He went along, people spread

their _____ on the _____. Others cut

_____ and spread them on the road. They shouted,

_____, Hosanna in the _____."

In Luke 19:40 we are told that something would cry out if we don't praise
the Lord. Draw it here:



activity

What You Need

- duplicated page
- pencils
- Bibles
- crayons or markers

What to Do

1. Give each child a copy of this page, a pencil and a Bible.
2. Read the instructions to the students and help them find the Scripture in their Bibles and insert the correct words (answers are on page 95).
3. Distribute crayons or markers and allow the children to answer the question below the puzzle by drawing it (answer: rocks).

What to Say

How do you think it felt to be the donkey who carried Jesus into Jerusalem?

BETHANY



game


What You Need

- letter patterns
- colored paper
- scissors

What to Do

1. Duplicate the letters on three different colors of paper and cut them out.
2. Put the three sets of letters in a basket.
3. Divide the class into two teams. Assign one letter color to each team, reserving one color as an extra.
4. To play, have one child come forward and tell for what she or he is thankful. Then that student may select a letter from the basket. If that letter is his or her team's color or the extra color, the player can keep the letter. If it is the other team's color, the letter must be given to the other team. The first team to spell "Hosanna" wins.

Hosanna



BETHANY


I Would Have Said

Think of what you might have praised Jesus for if you had been in Jerusalem during the big parade. Write it on the lines below.

The Big Parade

Wow! Look at all the people! There are men, women and even children. What is going on? It looks like a parade. Wait! I see someone sitting on a donkey. What are in the people's hands? Palm branches! They are all waving palm branches and singing praises to...who is it? Jesus! It's Jesus on the donkey. Yes, He is worthy of praise.

Jesus, I praise You for



activity

What You Need

- duplicated page
- pencils
- scissors
- stencil letters
- tape

What to Do

1. Give each child a duplicated page and a pencil. Read the instructions.
2. Select a student to read the introductory paragraph.
3. Allow the students to write their praises on the lines.
4. Cut out the finished palm praises and letters to say "Palms of Praise." Attach the praises and letters to your classroom door.

BETHANY

Teacher Help

Overflowing Praise Object Lesson

teacher help

What You Need

- Praiseful Peter
- glass jar
- water
- tray or pan
- vinegar (3 T. per cup of water)
- baking soda (1 T. per cup of water)
- Bibles

What to Do

1. Fill the jar with water. Cut out and tape Peter to the front of the jar. Place the jar on a tray or pan.
2. Say, **This is Praiseful Peter. Sometimes we don't praise God because we haven't learned to be thankful. God has given us many things (pour in vinegar) but we often don't think about them.**
3. Say, **When we start thinking of all God has given us, something starts happening in our hearts (put soda in jar). We bubble up and start praising the Lord.**
5. Say, **Make thankfulness a habit so you will be bubbling over in praise each day.**



BETHANY

Song of Praise

Praise the Lord, Praise the Lord,
Hosanna, Hosanna.
Thou, O Lord, art worthy
To receive our praise.
Hosanna, Hosanna.



craft/song

What You Need

- duplicated palm branch
- green markers
- scissors

What to Do

1. Allow the children to color the palm branches and cut them out.
2. Show how to snip the branches to create fringe.
3. Sing the song to the tune of "Are You Sleeping, Brother John?" Encourage the children to wave their palm branches as you sing.

BETHANY



activity

What You Need

- duplicated page
- Bibles
- pencils


What to Do

1. Give each child a duplicated page, a Bible and a pencil.
2. Ask a volunteer to read Luke 19:41 aloud.
3. Have the students fill in the blank (He cried.)
4. Help the students complete the rest of the activity.
5. Lead the class in a closing prayer and allow the students to pray aloud individually if they are comfortable. Instruct them to simply say "pass" as you go around the room if they do not want to pray aloud.

Tears

Read Luke 19:41. As Jesus was entering Jerusalem and the people were shouting praises to Him, He stopped and looked over the city. What did He do? _____ Have you ever looked at your family or friends who are not Christians and cried over them?

Write your name in the heart below. On the tear drops dripping from the heart, write the names of those for whom you are praying. Be faithful to pray for their salvation.



BETHANY

When?

When should we praise the Lord? Find the answer in the puzzle below, then read Hebrews 13:15 to check your answer.

- _____ A letter after B and before E, but not D
- _____ A letter that is a circle
- _____ A letter with one hump instead of two
- _____ A letter that looks like what Jesus was nailed to
- _____ A letter that is a part of your body
- _____ A letter that comes before O and after L, but not M
- _____ A letter that stands for YOU
- _____ A letter that comes before all others
- _____ A letter that begins the animal with a big roaaaaaar (___ion).
- _____ A letter you just wrote
- _____ A letter that asks a question

Now find Psalm 146:2 and write it on the line. Memorize it!



activity

What You Need

- duplicated page
- pencils
- Bibles

What to Do

1. Give each child a duplicated page, a pencil and a Bible.
2. Allow the children to complete the puzzle and write out Psalm 146:2.
3. Announce the answer to the puzzle: "continually".
4. Lead the students in reading Psalm 146:2 together.

What to Say

What do we call someone who brings others to Jesus? (an evangelist) Andrew was the first evangelist. He brought his brother to Jesus. Home is always a good place to start to tell others about Jesus.

BETHANY