

# tst<sup>®</sup>

QUICK COUPLINGS SCHNELLKUPPLUNGEN



WATER  
SERIE



COUPLINGS, MULTICOUPLINGS & MOULD COOLING PRODUCTS / KUPPLUNGEN, MULTIKUPPLUNGEN & KÜHLUNGSELEMENTE FÜR WERKZEUGE





www.tst-tamsan.com

COUPLINGS, MULTICOUPLINGS & MOULD COOLING PRODUCTS  
KUPPLUNGEN, MULTIKUPPLUNGEN & KÜHLUNGSELEMENTE FÜR WERKZEUGE

- \* WATER COUPLINGS \*
- \* MULTICOUPLING SYSTEMS \*
- \* MOULD COOLING MATERIALS \*
- \* TOOL CHANGING COUPLINGS \*
- \* COUPLINGS FOR PLASTIC IND \*
- \* KUPPLUNGEN FÜR WERKZEUGWECHSEL \*
- \* KUPPLUNGEN FÜR DIE KUNSTSTOFFINDUSTRIE \*
- \* WASSERKUPPLUNGEN \*
- \* MULTIKUPPLUNGSSYSTEME \*
- \* KÜHLUNGSELEMENTE \*

## QUICK COUPLINGS SCHNELLKUPPLUNGEN

WATER COUPLINGS • WATER COUPLINGS • WATER COUPLINGS • WATER COUPLINGS





**COUPLINGS, MULTICOUPLINGS & MOULD COOLING PRODUCTS**  
**KUPPLUNGEN, MULTIKUPPLUNGEN & KÜHLUNGSELEMENTE FÜR WERKZEUGE**

**tst**<sup>®</sup>

[www.tst-tamsan.com](http://www.tst-tamsan.com)



MADE IN *Türkiye*

**QUICK COUPLINGS**  
**SCHNELLKUPPLUNGEN**



www.tst-tamsan.com

### COMPANY

Founded over 25 years ago, we now have a Production Facility that occupies over 10,000 sq m. Our broad range of products are designed, manufactured and constantly developed under the same roof, to meet the needs of our Worldwide Customers.

"tst" is fully integrated manufacturer of quick connect/disconnect couplings, for hydraulic, pneumatic, vacuum, gas, chemical fluid and water applications, in addition to multi couplers, fittings, hoses and accessories.

The latest technologies are utilized to Manufacture and Assembly our wide range of products to the required specifications to achieve Zero Defects and 100% Delivery Performance.

### QUALITY

Our commitment to quality can be demonstrated by Customer Satisfaction Feedback and our continuous product and process development projects.

Statistical Process Control operations, performed by our operators ensure that our products meet the customers' requirements.

Latest methods and equipments are utilized to enable the vigorous testing of the New and Existing Range of Products.

### SUPPORT & SERVICE

The Engineering and Research Teams work in conjunction with the Customers and Customer Support Teams to seek the most suitable robust product for the application it is intended for at an affordable cost.

Around 80% of the manufacturing capacity is for standard products and the remainder is utilized, to cater for specialised needs of our customers, supported by our in-house design capability.

Our Customer Support Teams are in continuous communication with our customers to keep them up to date and to get feedback from our products.

Since 1997 our export sales has reached % 85 of our production and expanded to countries through out Europe and Worldwide.

**Our Aim is to Exceed Customer Expectation.**

### FIRMENGESCHICHTE

Gegründet vor 25 Jahren verfügen wir mittlerweile über eine Produktionskapazität auf Basis modernster CNC Technik auf über 10.000m<sup>2</sup> Fläche. Um die Ansprüche unserer weltweiten Kunden zu erfüllen sind Entwicklung und Produktion am gleichen Standart eng miteinander verbunden.

TST ist ein Hersteller von Schnellverschlusskupplungen in den Bereichen Hydraulik, Pneumatik, Vakuum, Gas, für chemische Anwendungen sowie Wasserapplikationen. Dies umfasst sowohl Einzelkupplungen als auch Multikupplungen, Verbindungselemente, Schläuche und Zubehör.

Um bei unserer breiten Angebotsvielfalt sowohl in der Herstellung als auch in der Montage absolute Liefertreue bei einer Fehlerquote von 0 ppm zu erreichen greifen wir auf modernste Fertigungsmethoden, langjährige Mitarbeiter und einen sehr jungen Maschinenpark (vornehmlich CNC Technik) zurück

### QUALITÄT

Unsere ständigen Bemühungen unsere Qualitätsstandards nach dem Vorbild von Kaizen zu verbessern werden durch die durchweg positive Rückmeldung unserer Kunden belohnt. Durch ständige statistische Prozesskontrolle im Produktionsablauf erreichen wir unsere qualitativen Kundenvorgaben. Modernste Messtechnik ist ein Garant für das hohe qualitative Niveau neuer als auch vorhandener Produkte.

### TECHNISCHER SUPPORT UND SERVICE

Unsere Ingenieure arbeiten zusammen mit unseren Kunden am nach Kundensicht optimalen Verhältnis von Funktion in Bezug auf Kosten. Ca. 80% unserer Produktionskapazität decken wir mit Standardartikeln aus unseren Katalogen ab. Die restlichen 20% stehen den Kunden für Sonderlösungen durch unser Entwicklungsteam zur Verfügung. Unser Vertrieb ist in ständiger Verbindung mit unseren Kunden zur Information und zum Erfahrungsaustausch. Seit 1997 exportieren wir 85% unserer Produkte nach Europa und mittlerweile auch weltweit.

**Unser Ziel ist es unsere Kundenanforderungen sogar zu übertreffen.**

**COUPLINGS, MULTICOUPLINGS & MOULD COOLING PRODUCTS  
KUPPLUNGEN, MULTIKUPPLUNGEN & KÜHLUNGSELEMENTE FÜR WERKZEUGE**

# index

	PAGE
GENERAL INFORMATION .....	2-5
SERIE 6-9-16 .....	6-19
SERIE 300 .....	20
SERIE 059-060-090-190 .....	21-35
SERIE 93 .....	36
SERIE 98 .....	37-38
SERIE 100 .....	39-40
SERIE 100.06 .....	41
SERIE 100.08 .....	42-48
SERIE 100.12 .....	49-54
SERIE 100 .....	55-57
SERIE 99 .....	58-63
SERIE 101 .....	64-75
SERIE 102 .....	76-79
SERIE 102H4 .....	80-81
SERIE 103 .....	82-87
SERIE 104 .....	88-100
SERIE 105 .....	101-107
SERIE 106 .....	108
SERIE 124 .....	109-116
SERIE 126 .....	117-119
SERIE 127 .....	120
SERIE 128 .....	121-124
SERIE 70 .....	125-127
SERIE 71 .....	128
SERIE 72 .....	129-130
SERIE 110 .....	131-132
SERIE 111 .....	133
SERIE 112 .....	134
SERIE 116 .....	135
SERIE 117 .....	136-140
SERIE 118.09 .....	141
SERIE 271 .....	142
SERIE 120 .....	143
SERIE 121 .....	144
SERIE 160 .....	145
SERIE 165 .....	146-151
SERIE 106 .....	152-158
SERIE 109 .....	159-170
SERIE 112 .....	171-177

**tst**<sup>®</sup>  
www.tst-tamsan.com



MADE IN TURKEY

# index

SERIE 116	178-183
SERIE 150	184-191
SERIE 152	192-201
SERIE 155	202-205
SERIE 115	206-228
SERIE 108M-208M-108ME	229
SERIE 104.06 M	230-232
SERIE 108M-208M	233
SERIE 108M	234-236
SERIE 208M	237-239
SERIE 108M-208M	240
SERIE 108M-208M-HF	241-248
SERIE 108-208M	249
SERIE 108ME	250-253
HKT-DKT	254
LKS-BKS	255
BSP-GSP-NSP	256
MPDK-MDP	257
MSPK-MSP	258
BDP-GDP-NDP	259
BVS-BLS	260
KFR-HDB	261
EG-ER	262
ET-EJ	263
KTR-KTN-KTM	264
TAF-EHF-EHL-UHU	265
PTFE/PFA	266
PLOK-PDLOK	267-268
WHMLOK-WHMDLOK	269-270
WRH	271
NLH	272
SERIE SAGK	273
HOSE CLAMPS	274-280
SERIE 219	281
SERIE 91	282
SERIE 47	283

**tst**<sup>®</sup>  
www.tst-tamsan.com



**COUPLINGS, MULTICOUPLINGS & MOULD COOLING PRODUCTS**

KUPPLUNGEN, MULTIKUPPLUNGEN & KÜHLUNGSELEMENTE FÜR WERKZEUGE

**B**  
TYPE

**B Type Double Shut off Series Couplers**

Valve exists both in the coupler and plug during connection both valves will open and release the flow. Please be advised that when ordering two-way blocking coupling systems, be sure to choose B type double shut off couplings.

**B Typ Beidseitig schließendes System.**

Kupplung und Nippel sind mit einem Ventil ausgestattet. Eine gemischte Kombination mit einer "ohne Ventil" Variante ist nicht möglich.

**D**  
TYPE

**D Type Double Shut off & Safety Couplers**

This type of coupling is produced to provide safety in medical establishments. With the integration of the safety system to the mechanism, there will not be any accidental incidents.

**D Typ Beidseitig schließendes System.**

Dieser Typ wird eingesetzt wenn hohe Sicherheit gefordert wird. Z.B im medizinischem Bereich. Durch Integration des Sicherheitssystems in der Mechanik ist das ungewollte Öffnen nicht möglich.

**E**  
TYPE

**E Type Safety Couplers**

"E" serie of TST couplins are designed with additional safety lock. To disconnect the plug must first be pushed into the coupling before it can be unlocked.

**E Typ Sicherheitskupplungen**

Sicherheitsverriegelung, zum Öffnen wird der Nippel gedrückt und dabei die Hülse nach hinten geschoben.

**F**  
TYPE

**F Type Thru-flow Couplers**

Thru-type socket / Thru-type component (up on disconnection both sides are open)

**F Typ Freier Durchflussskupplungen**

Kupplung und Nippel ohne Ventil

**K**  
TYPE

**K Type Coded Couplers**

This type of encoded coupler-system, avoids inaccurate connections. Original lock desing of the coupler, will not allow any connection problems.

**K Typ Kupplungen mit Kodierung**

Durch mechanische - und Farbkodierung an der Kupplung und am Nippel ist das Vertauschen nicht möglich.

**L**  
TYPE

**L Type Double Shut off Drybreak Couplers**

Valve existes both in the coupler and plug. During disconnection, both valves close simultaneously, allowing the coupling and plug to be separated; afterward wile keeping the medium without a leakage.

**L Typ Leckarme ausführung Kupplungen**

Kupplung und Nippel sind mit Ventil ausgestattet. Beim Öffnen und Schließen werden Ventile gleichzeitig geöffnet bzw. geschlossen. Leckage wird verhindert.

**S**  
TYPE

**S Type Safety & Self Venting Couplers**



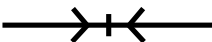


"S" Series TST couplings are designed with safety locking mehanism. First push of the button stops the existing pressure in the couplings and second push of the button unplugs the nipple in the environment with no pressure . This second push requirement prevents any accidental opening at the high pressure and develops the security.

**S Typ Sicherheit Entlüftungskupplungen**

Der " S " Typ ist eine Sicherheitsvariante. Durch das Betätigen des Druckknopfes wird der Nippel entlastet, erst durch das zweimalige Betätigen des Druckknopfes wird der Nippel freigegeben.

**COUPLINGS, MULTICOUPLINGS & MOULD COOLING PRODUCTS**

KUPPLUNGEN, MULTIKUPPLUNGEN & KÜHLUNGSELEMENTE FÜR WERKZEUGE

	Through-type coupling / component Freier Durchfluss (nicht absperrend)
	Self sealing coupling / component Kupplung absperrend
	Through-type coupling + Thru-type component (up on disconnection both sides are open) Kupplung freier Durchfluss (nicht absperrend)
	Self Sealing coupling + thru-type component Kupplung einseitig absperrend
	Self Sealing coupling + Self Sealing component Kupplung beidseitig absperrend

A	Aluminium	Aluminium
B	Brass	Messing
C	Steel	Stahl
E	EPDM seal	EPDM Dichtung
G	Parallel gas thread (BSP)	Zylindrisches Gewinde ( BSP)
H	Case hardening	Einsatzgehärtet
J	Silicone seal	Silikon Dichtung
K	Chrome plated	Verchromt
L	CR seal (neoprene)	CR Neopren Dichtung
Ni	NBR seal (nitrile)	NBR Dichtung
N	Nickel plated	Vernickelt
P	Teflone seal (PTFE)	Teflon Dichtung (PTFE)
R	Red Colour	Rote Farbe
S	Stainless steel AISI(303=S3,420=S4,,316L=S6)	Edelstahl rostfrei AISI (303=S3,420=S4,,316L=S6)
T	Sealing coat on the thread	Teflonbeschichtung
V	Fluorocarbon (FPM)	Fluorocarbon (FPM)
Y	Yellow Colour	Gelbe Farbe
Z	Zinc Plated	Verzinkt
W	Perfluoroelastomer (FFPM)	Perfluoroelastomer (FFPM)
X	Without plating	Unbeschichtet
PS	Plastic	Kunststoff
VA	Vacuum	Vakuum



**COUPLINGS, MULTICOUPLINGS & MOULD COOLING PRODUCTS**

KUPPLUNGEN, MULTIKUPPLUNGEN & KÜHLUNGSELEMENTE FÜR WERKZEUGE

**NBR (Nitrile)**

Main properties: Resistant to oil and petrol good ageing characteristics, high abrasion resistance.  
 Als Dichtungswerkstoffe stehengeforderte Serlenqualitäten zur Vefügung:Perbunan, Haupteigenschaften : Beständigkeit gegen Öl und Benzin gute Alterungsbeständigkeit, hoher Schutz gegen Abrieb.

**FPM**

Main properties: Outstanding heat resistant performance, excellent resistance to oils, chemicals, solvent, active oxygen, and weather.  
 Viton, Haupteigenschaften: Übertroffene Hitzebeständigkeit, ausgezeichnete Beständigkeit gegen Öle, Chemikalien, Lösungsmittel, Ozon, Sauerstoff und Witterung.

**EPDM**

Main properties Ethylen Propylene, High mechanical strength, excellent resistance to high and low temperatures and to active oxygen and weather. Good resistance to chemical media.  
 EP, Athylen Propylen, Haupteigenschaften: Hohe mechanische Festigkeit. Ausgezeichnete Wärme- und Kältebeständigkeit. Hervorragende Beständigkeit gegen Ozon- und Witterungseinflüsse. Gute chemische Beständigkeit.

**PTFE**

For very aggressive media special constructions with PTFE seals (Teflon) are available.  
 Für sehr aggressive Medien sind Sonderkupplungen mit PTFE-Dichtungen (Teflon) verfügbar: Alle Angaben sind unverbindlich und dienen nur zur Orientierung. Sie gelten 1. für reine Stoffe, 2. wenn nicht anders angegeben für Flaumtemperatur. 3. bei Säuren, Säuren usw. für wässrige Lösungen mäßiger Konzentrationen. Teflon-eingetragenes 'Dupont'-Warenzeichen.

**Symbols - Korrosionstabelle**

- ✓ Fully resistant / beständig
- ▣ Partly resistant / bedingt
- Non-resistant / nicht

	Material						Seal Dichtung		
	Steel zinc plated Stahl Verzinkt	Brass - Messing	AISI 316 Ti or similar Edelstahl AISI 316 Ti	Polyamide 11/12	Polyamide 11/12	Polyacetal - Poliasetal	NBR Nitrile	FPM Viton	EPDM
Acetate (Ethyl Acetate & Amyl Acetate)	✓	✓	✓	✓	✓	✓			x
Acetic acid 10%		—	—	—	—	—			x
Acetone	✓	✓	✓	✓	✓	✓			x
Acetylene	✓	✓	✓	✓	✓	✓	x	x	x
Aero Engine Fuel BP, Esso Avgas100/130	✓	✓	✓	✓	✓	▣	x	x	
Aero Engine Oil BP : AIRO 1210, Esso:AVIATON-120 Shell:AIRO-120, DERD 2487 DERD 2497, DTD 585	✓	✓	✓	✓	✓	▣	x	x	
Skydrol	✓	—	✓	—	—	—			x
Oronite	✓	—	✓	—	—	—			x
Air, compressed	✓	✓	✓	✓	✓	✓	x	x	
Air, hot up to 120°C	✓	✓	✓	▣	—	—	x	x	
Air, hot up to 200°C	✓	✓	✓	—	—	—	x		
Alcohol	✓	✓	✓	✓	✓	✓			x
Alum		—	✓	—	—	—	x	x	x
Alkalies	—	▣	✓	✓	—	—	x	x	
Ammonia, Liquid	▣	—	✓	✓	—	—			x
Ammonium Sulphate Solution	—	—	✓	✓	—	—	x	x	x
Amyl Alcohol	✓	✓	✓	✓	✓	✓			x
Aniline	✓	—	✓	▣	—	—			x
Benzole	✓	✓	✓	✓	✓	✓			x
Borax	✓	✓	✓	—	—	—			x
Bultane	✓	✓	✓	✓	✓	✓	x	x	
Bultane	✓	—	—	—	—	—	x	x	
Butyl Alcohol	—	✓	✓	✓	✓	✓			x
Carbon Dixide	—	✓	✓	✓	✓	✓	x	x	x
Carbon Dioxide, dry		✓	✓	✓	—	—	x	x	x
Carbon Dioxide liquid	—	✓	✓	✓	—	—	x	x	x
Carbon Bisulphide	✓	—	—	—	—	—			x
Chloride of Barium		✓	▣	✓	✓	—	x	x	x
Chromic Acid	—	—	▣	▣	—	—			x
Citric Acid	—	▣	✓	—	—	—	x	x	
Creosote	✓	—	—	—	—	—			x
Cresol	▣	✓	✓	—	—	—			x
Cresol, Cresylic Acid	✓	—	—	—	—	—			x
Cupric Chloride	✓	—	▣	—	—	—	x	x	x
Cyclohexane	✓	—	—	▣	✓	—			x
Dimethylamine	✓	—	—	—	—	—			x
Emulsion. (Water/Oil)	▣	✓	✓	✓	✓	✓	x	x	
Ether	✓	✓	✓	✓	✓	✓			x

**Symbols - Korrosionstabelle**

- ✓ Fully resistant / beständig
- ▣ Partly resistant / bedingt
- Non-resistant / nicht

	Material						Seal Dichtung		
	Steel zinc plated Stahl Verzinkt	Brass - Messing	AISI 316 Ti or similar Edelstahl AISI 316 Ti	Polyamide 11/12	Polyamide 11/12	Polyacetal - Poliasetal	NBR Nitrile	FPM Viton	EPDM
Ethyl Alcohol	✓	—	—	—	—	—	x		x
Ethylene	✓	✓	✓	✓	✓	✓			x
Formalin	✓	✓	✓	—	—	—	x	x	x
Formic Acid	—	▣	✓	—	—	—			x
Frigen	✓	✓	✓	✓	✓	✓	x	x	
Gasoline, Refined	✓	—	—	—	—	—	x	x	
Gas, Blast Furnace	▣	✓	✓	—	—	—			x
Gas, Coal	▣	✓	✓	✓	✓	✓			x
Gas, Coke Oven	▣	✓	✓	▣	▣	—	x		
Gas, Lighting	✓	✓	✓	✓	✓	✓	x	x	
Gas, Naphtalene content	✓	✓	✓	✓	—	—	x	x	
Gas, Natural	✓	✓	✓	✓	✓	✓	x	x	
Gas, Town	✓	✓	✓	✓	✓	✓	x		
Gear Oil	✓	—	—	—	—	—	x	x	
Glucose		—	—	—	—	—	x	x	x
Glycerine	✓	✓	✓	✓	✓	✓	x	x	x
Glycol	✓	✓	✓	✓	✓	✓	x	x	
Helium	✓	✓	✓	✓	✓	✓	x	x	x
Hexane	✓	—	—	—	—	—	x	x	
Hydrocarbons	✓	✓	✓	✓	✓	✓	x	x	
Hydrogen	✓	✓	✓	✓	—	—	x	x	
Hydrogen Gas	✓	—	—	—	—	—	x	x	
Hydrogen Sulphide, Humid		▣	✓	—	—	—			x
Hydrogen Sulphide, dry		—	—	—	—	—			x
Hyrogen Peroxide 30%	—	—	✓	✓	—	—			x
Isoproyl Alcohol	✓	—	—	—	—	—	x	x	x
Kerosene, JP 1	✓	✓	✓	✓	✓	✓	x	x	
Keton, Methytl Ethyl	✓	✓	✓	✓	✓	✓			x
Latex, liquid up to 130°C	✓	✓	✓	▣	▣	—			x
Lubricating Oil	✓	✓	✓	✓	✓	✓	x	x	
Lye, Caustic	—	✓	✓	✓	—	—			x
Lye, Hyochorous Acid	—	—	—	—	—	—			x
Lye, Pickling	—	MS60	—	—	—	—			x
Magnesium Carbonate	✓	—	—	—	—	—	x	x	x
Magnesium Hydroxide	✓	✓	✓	✓	✓	✓	x	x	x
Magnesium Sulphate. M.Sulfat		—	—	—	—	—	x	x	x
Mercury	✓	—	—	—	—	—	x	x	x
Methane	✓	—	—	—	—	—	x	x	
Methanol	✓	✓	✓	✓	✓	✓	x	x	
Methyl Alcohol	✓	✓	✓	▣	—	—	x	x	
Methyl Ethyl Ketone	✓	—	—	—	—	—			x

## COUPLINGS, MULTICOUPLINGS & MOULD COOLING PRODUCTS

### KUPPLUNGEN, MULTIKUPPLUNGEN & KÜHLUNGSELEMENTE FÜR WERKZEUGE

#### NBR (Nitrile)

Main properties: Resistant to oil and petrol good ageing characteristics, high abrasion resistance.

Als Dichtungswerkstoffe stehenfollgende Serlenqualitäten zur Vefügung:Perbunan, Haupteigenschaften : Beständigkeit gegen Öl und Benzin gute Alterungsbeständigkeit, hoher Schutz gegen Abrieb.

#### FPM

Main properties: Outstanding heat resistant performance, excellent resistance to oils, chemicals, solvent, active oxygen, and weather. Viton, Haupteigenschaften: Übrerragende Hitzebeständigkeit, ausgezeichnete Beständigkeit gegen Öle, Chemikalien, Lösungsmittel, Ozon, Sauerstoff und Witterung.

#### EPDM

Main properties Ethylen Propylene, High mechanical strength, excellent resistance to high and low temperatures and to active oxygen and weather. Good resistance to chemical media. EP,Athylen Propylen, Haupteigenschaften: Hohe mechanische Festigkeit. Ausgezeichnete Wärme-und Kältebeständigkeit. Hervorragende Beständigkeit gegen Ozon-und Witterungseinflüsse. Gute chemische Beständigkeit.

#### PTFE

For very aggressive media special constructions with PTFE seats (Teflon) are available.

Für sehr aggressive Medien sind Sonderkupplungen mit PTFE-Dichtungen (Teflon ) verfügbar: Alle Angaben sind unverbindlich und dienen nur zur Orientierung.Sie gelten 1.für reine Stoffe,2. wenn nicht anders angegeben für Flaumtemperatur. 3.bei Saizen,Säuren usw, für wäßrige lösungen mäßiger Konzentrationen. Teflon-eingetragcnes 'Dupont'-Warenzelchen.

#### Symbols - Korrosionstabelle

- ✓ Fully resistant / beständig
- ▣ Partly resistant / bedingt
- Non-resistant / nicht

	Material						Seal Dichtung			
	Steel zinc plated Stahl Verzinkt	Brass - Messing	AISI 316 Ti or similar Edelstahl AISI 316 Ti	Polyamide 11/12	Polyamid 11/12	Polyacetal - Poliasetal	NBR	Nitrile	FPM Viton	EPDM
Methyl Benzene	✓		✓						x	
Milk	✓	—	✓	✓	✓		x		x	
Napta	✓		✓		✓		x	x		
Naptalene	✓	✓	✓	✓	✓				x	
Naptenic. Acid	✓		✓				x	x		
Nitrate of Ammonium	✓		✓				x	x	x	
Nitric Acid. up to 35°C	—	✓	✓	—	—				x	
Nitrogen	✓	✓	✓	✓	✓		x	x	x	
Nitro-Solution (no synthetic resin thinners)	✓	✓	✓	—	✓					x
Oil, Coal Tr	✓		✓	✓	▣				x	
Oil, Crude	✓	✓	✓	✓	✓		x	x		
Oil, Diesel	✓	✓	✓	✓	✓		x			
Oil, Diesel up to 120°C		✓	✓	▣	—				x	
Oil, Fuel up to 100°C	✓	✓	✓	▣	—		x	x		
Oil, up to 200°C/ 300°Cup to (special type)	✓	▣	✓	—	—				FFKM	
Oil, Fuel 5x5	✓	✓	✓	▣	✓				x	
Oil, Hydraulic Chlorinated	▣	▣	✓	—	▣				x	
Oil, Hydraulic up to 120°C	✓	✓	✓	▣	▣		x	x		
Oil, Linseed	✓	✓	✓	✓	✓		x	x		
Oil, Mineral	▣	✓	✓	✓	✓		x	x		
Oil, Transformer	▣	▣	✓	✓	▣		x			
Oleic Acid	✓	—	✓	✓	✓		x	x		
Oxalic Acid	▣	▣	✓	✓	✓				x	x
Oxygen. fat free	—	✓	✓	✓	▣					x
Paraffin	✓	✓	✓	✓	✓		x			
Paraffin, (Wax)	✓	✓	✓	✓	✓		x			
Pentachlorphenole	✓								x	
Petrol Ether		✓	✓	✓	✓		x			
Petrol	✓	✓	✓	✓	✓		x			
Phenol Solution	▣	✓	✓	—	—					
Phosphoric Acid 10%			✓	—	—				x	x
Potassium Cyanide	✓	—	✓	✓	▣				x	x
Potassium Dichromate	✓	—	✓	—	▣				x	x
Potassium Sulphate	✓		✓				x	x	x	
Potassium Hydroxide	✓		✓	✓	▣					x
Propane	✓	✓	✓	✓	✓		x	x		
Prussic Acid	✓	—	✓						x	
Salt Solution	—	▣	▣	✓	▣				x	
Sea Water	—	▣	✓				x	x	x	

#### Symbols - Korrosionstabelle

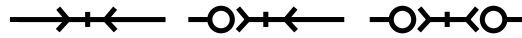
- ✓ Fully resistant / beständig
- ▣ Partly resistant / bedingt
- Non-resistant / nicht

	Material						Seal Dichtung			
	Steel zinc plated Stahl Verzinkt	Brass - Messing	AISI 316 Ti or similar Edelstahl AISI 316 Ti	Polyamide 11/12	Polyamid 11/12	Polyacetal - Poliasetal	NBR	Nitrile	FPM Viton	EPDM
Soap Solution	—	✓	✓	✓	✓		x	x	x	
Soda Solution	—	▣	✓	✓	▣		x	x	x	
Sodium Acetate			✓	✓	✓		x		x	
Sodium Bicarbonate			▣	✓	✓				x	x
Sodium Carbonate	✓		✓	✓	✓		x	x	x	
Sodium Chloride	✓		✓	✓	✓		x	x	x	
Sodium Cyanide	✓		✓	—	▣					x
Sodium Sulphide	✓	▣	✓						x	x
Steam, up to 150°C	▣	▣	✓	—	—					x
Steam, up to 250°C	▣	▣	✓	—	—					PTFE
Sulphide of barium	✓	▣	✓	✓			x	x	x	
Sulphur Dixide, Gas			✓	✓						x
Sulphuret of Carbon			✓	—	✓				x	
Syntetic Resin Thinners (no nitrosolution)	✓	✓	✓	▣	▣					x
Tar	✓	✓	✓	✓	✓		x	x		
Tetrachloride of Titanium	✓		✓						x	
Toluol, dry	▣	✓	✓	✓	✓				x	
Trichlorethylene	✓	▣	✓	✓	—				x	
Turbine Fuel, BP: ATK 2494, ESSO:MIL-F56/16, SHELL:ATF 650	✓	✓	✓	✓	▣		x	x		
Turbine Oil, Esso:35	✓	✓	✓	✓	▣		x	x		
Turb-oil 1 S (MILL 7808)	▣	▣	✓	✓	▣		x	x		
Vacuum (Strengthened Valve Springs)	✓	✓	✓	✓	✓					
Vegetable Oil	✓		✓	✓	✓		x	x	x	
Water, Distilled			✓	✓	✓				x	x
Water, Deionized			✓				x	x		
Water, Demineralised			✓						x	
Water, up to 80°C	▣	✓	✓	▣	▣		x	x	x	
Water, over 80°C	▣	✓	✓	▣	—				x	x
Water, Cooling	▣	▣	✓	✓	▣		x	x		
Xylene	✓	✓	✓	✓	✓				x	

**COUPLINGS, MULTICOUPLINGS &  
MOULD COOLING PRODUCTS**

KUPPLUNGEN, MULTIKUPPLUNGEN &  
KÜHLUNGSELEMENTE FÜR WERKZEUGE

**SERIE 6,9,16**



**Interchangeability - Kompatibilität**  
DME - FOSTER FJT, PARKER MOLDMATE, JIFFY  
TITE & JIFFY MATIC, RECTUS 86-87-88

**Temperature Range - Temperaturbereich**  
-20°C +100°C ( -4°F +212°F ) Nitril (N)  
-10°C +200°C ( +14°F +392°F ) Viton (V)

**Working Pressure - Betriebsdruck**  
0 - 10 bar (0 - 145 PSI) TST 6  
0 - 15 bar (0 - 217 PSI) TST 9  
0 - 20 bar (0 - 290 PSI) TST 16

**Flow capacity - Nennweiten**  
TST 6 NW 6 200 (1/4")  
TST 9 NW 9 300 (3/8")  
TST 16 NW 16 500 (1/2")

**Standard version - Standardversion**  
Brass - Messing  
Viton Seal - Viton Dichtung

**Options - Optionen**  
D - Double Shut off - Beidseitig absperrend  
N - Nickel plated - Vernickelt  
S - Stainless Steel - Edelstahl

For optional orders please add the symbol of your  
option end of the order no.  
Bei Bestellungen Kennbuchstabe bitte hinzufügen  
(Beispiel: 9 EG 13-N - S)

**Material - Material**

Coupler Body- Kupplungsgrundkörper	: Brass - Messing
Back Part - Rückwärtiger	: Brass - Messing
Sleeve - Hülse	: Brass - Messing
Valve - Ventil	: Brass - Messing
Springs - Federn	: Stainless Steel - Edelstahl
Locking O-Ring- Sprenging	: Stainless Steel - Edelstahl
Balls - Kugeln	: Stainless Steel - Edelstahl
Seals - Dichtungen	: Viton (V)
Plug - Nippel	: Brass - Messing

\* HVK sleeve is made of brass & nickel plated

**Using Area:**

- On cooling system of plastic zamak, brass and aluminium injection moulds
- On cleaning and washing systems of machines
- On hot oil - water lines connection
- All industries
- On steam line

**Anwendungsbereiche:**

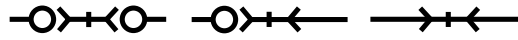
- An Kühlsysteme für Kunststoff-, Zinkdruckguß, Messing- und Aluminium - Kokillenformen
- Reinigungs- und Waschsysteeme von Maschinen
- Temperierung ( Wasser/Öl )
- Alle Industriezweige
- Dampfleitungen



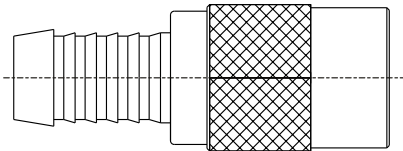
SERIE 6,9,16 ■

COUPLINGS, MULTICOUPLINGS & MOULD COOLING PRODUCTS

KUPPLUNGEN, MULTIKUPPLUNGEN & KÜHLUNGSELEMENTE FÜR WERKZEUGE

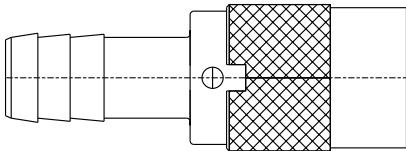


Options - Optionen



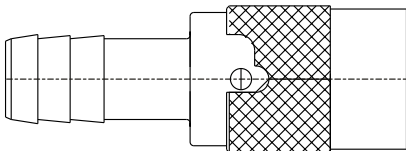
**Hose Tail Options / Schlauchanschluss Option**  
For this type hose tail please add the FHG symbol of your option in side of the order no. For example HVK 9 **FHG** 13

Für diesen Schlauchanschluss fügen Sie FHG zur Artikelnummer hinzu. Z.B. HVK 9 **FHG** 13



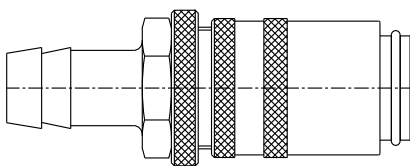
**E1 Type Safety coupler / S Sicherheitsverriegelung**  
Please add the symbol E1 add the symbol of your option end of the order no. For example HVK 9-13-E1

Für diese Option fügen Sie E2 zur Artikelnummer hinzu. Z.B. HVK 9-13-E1



**E2 Type Safety coupler / SB Sicherheitsverriegelung**  
Please add the symbol E2 add the symbol of your option end of the order no. For example HVK 9-13-E2

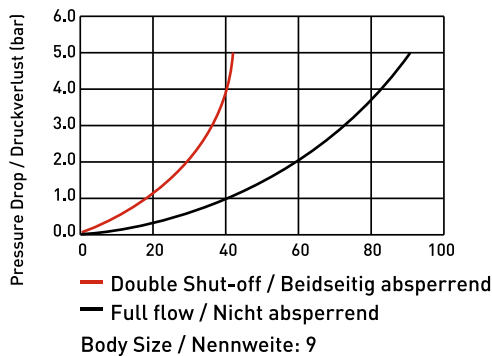
Für diese Option fügen Sie E2 zur Artikelnummer hinzu. Z.B. HVK 9-13-E2



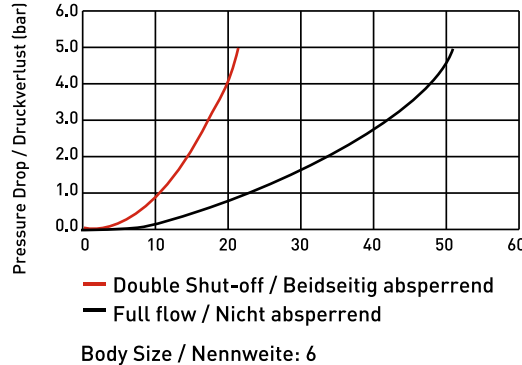
**E3 Type Safety coupler / SB Sicherheitsverriegelung**  
Please add the symbol E3 add the symbol of your option end of the order no. For example HVK 9-13-E3

Für diese Option fügen Sie E3 zur Artikelnummer hinzu. Z.B. HVK 9-13-E3

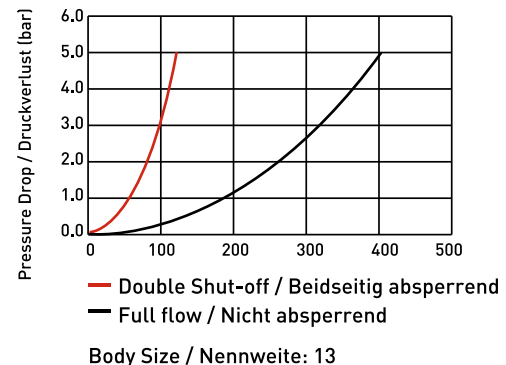
Water / Wasser



Water / Wasser



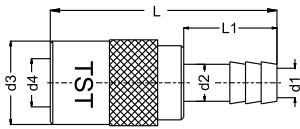
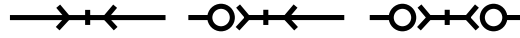
Water / Wasser



**COUPLINGS, MULTICOUPLINGS & MOULD COOLING PRODUCTS**

KUPPLUNGEN, MULTIKUPPLUNGEN & KUHLUNGSELEMENTE FÜR WERKZEUGE

**SERIE 6,9,16**



Standard hose tail socket  
Kupplung mit gerader Standard - Schlauchtülle



With Valve / Mit Ventil  
Order No / Bestellnr.

Without Valve / Ohne Ventil  
Order No / Bestellnr.

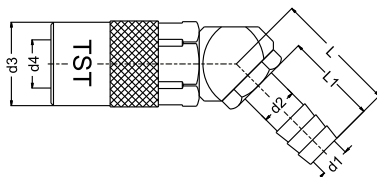
Order No / Bestellnr.	Order No / Bestellnr.	Serie	d1	d2	d3	d4	L	LI
HVK 6 - 06	HK 6 - 06	200	4	6.3 - 1/4"	17	9.5	56.5	23.3
HVK 6 - 08	HK 6 - 08	200	6	8 - 5/16"	17	9.5	56.5	23.3
HVK 6 - 09	HK 6 - 09	200	7	9 - 5/14"	17	9.5	56.5	23.3
HVK 6 - 10	HK 6 - 10	200	8	10 - 3/8"	17	9.5	56.5	23.3
HVK 9 - 10	HK 9 - 10	300	8	10 - 3/8"	23.3	13.5	69.3	23.3
HVK 9 - 11	HK 9 - 11	300	9	11 - 7/16"	23.3	13.5	69.3	23.3
HVK 9 - 13	HK 9 - 13	100	10	13 - 1/2"	23.3	13.5	69.3	23.3
HVK 16 - 13	HK 16 - 13	500	10	13 - 1/2"	32	20.1	93	27
HVK 16 - 16	HK 16 - 16	500	13	16 - 5/8"	32	20.1	93	27
HVK 16 - 19	HK 16 - 19	500	16	19 - 3/4"	32	20.1	93	27



With Valve / Mit Ventil  
Order No / Bestellnr.

Without Valve / Ohne Ventil  
Order No / Bestellnr.

Order No / Bestellnr.	Order No / Bestellnr.	Serie	d1	d2	d3	d4	L	LI
HVK 6 - 06 - 45°	HK 6 - 06 - 45°	200	4	6 - 1/4"	17	9.5	29.3	23.3
HVK 6 - 08 - 45°	HK 6 - 08 - 45°	200	6	8 - 5/16"	17	9.5	29.3	23.3
HVK 6 - 09 - 45°	HK 6 - 09 - 45°	200	6	9 - 5/14"	17	9.5	29.3	23.3
HVK 6 - 10 - 45°	HK 6 - 10 - 45°	200	6	10 - 3/8"	17	9.5	29.3	23.3
HVK 9 - 10 - 45°	HK 9 - 10 - 45°	300	8	10 - 3/8"	23.3	13.5	48	25.3
HVK 9 - 11 - 45°	HK 9 - 11 - 45°	300	9	11 - 7/16"	23.3	13.5	48	25.3
HVK 9 - 13 - 45°	HK 9 - 13 - 45°	300	10	13 - 1/2"	23.3	13.5	48	25.3
HVK 16 - 13 - 45°	HK 16 - 13 - 45°	500	10	13 - 1/2"	32	20.1	71.5	27
HVK 16 - 19 - 45°	HK 16 - 19 - 45°	500	16	19 - 3/4"	32	20.1	71.5	27
HVK 16 - 16 - 45°	HVK 16 - 16 - 45°	500	13	16 - 5/8"	32	20.1	71.5	27



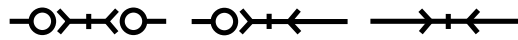
Standard hose tail socket 45°  
Kupplung mit 45° Schlauchtülle



**COUPLINGS, MULTICOUPLINGS & MOULD COOLING PRODUCTS**

**SERIE 6,9,16** ■

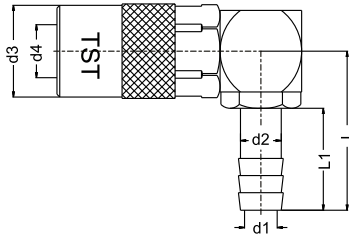
KUPPLUNGEN, MULTIKUPPLUNGEN & KÜHLUNGSELEMENTE FÜR WERKZEUGE



With Valve / Mit Ventil  
Order No / Bestellnr.

Without Valve / Ohne Ventil  
Order No / Bestellnr.

Serie	d1	d2	d3	d4	L	LI
HVK 6 - 06 - 90°	4	6 - 1/4"	17	9.5	33.5	23.3
HVK 6 - 08 - 90°	6	8 - 5/16"	17	9.5	33.5	23.3
HVK 6 - 09 - 90°	7	9 - 5/14"	17	9.5	33.5	23.3
HVK 6 - 10 - 90°	8	10 - 3/8"	17	9.5	33.5	23.3
HVK 9 - 10 - 90°	8	10 - 3/8"	23.3	13.5	39.3	25.3
HVK 9 - 11 - 90°	9	11 - 7/16"	23.3	13.5	39.3	25.3
HVK 9 - 13 - 90°	10	13 - 1/2"	23.3	13.5	39.3	25.3
HVK 16 - 13 - 90°	10	13 - 1/2"	32	20.1	50	27
HVK 16 - 16 - 90°	13	16 - 5/8"	32	20.1	50	27
HVK 16 - 19 - 90°	16	19 - 3/4"	32	20.1	50	27



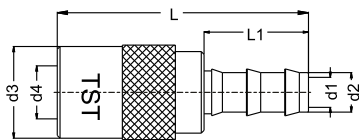
Standard hose tail socket 90°  
Kupplung mit 90° Standard - Schlauchtülle



With Valve / Mit Ventil  
Order No / Bestellnr.

Without Valve / Ohne Ventil  
Order No / Bestellnr.

Serie	d1	d2	d3	d4	L	LI
HVK 6 - FG - 06	4.5	6.7 - 1/4"	17	9.5	57.8	24
HVK 6 - FG - 10	7.5	10 - 3/8"	17	9.5	57.8	28
HVK 9 - FG - 10	7.5	10 - 3/8"	23.3	13.5	70	28
HVK 9 - FG - 13	10	12.7 - 1/2"	23.3	13.5	74	38
HVK 16 - FG - 13	10	13.3 - 1/2"	32	20.1	93	38
HVK 16 - FG - 16	13	16 - 5/8"	32	20.1	103	
HVK 16 - FG - 19	16	19 - 3/4"	32	20.1	103	



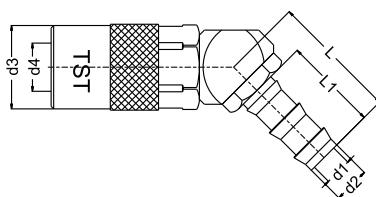
Push-Lock hose tail socket  
Kupplung mit gerader Schnellsteck - Schlauchtülle



With Valve / Mit Ventil  
Order No / Bestellnr.

Without Valve / Ohne Ventil  
Order No / Bestellnr.

Serie	d1	d2	d3	d4	L	LI
HVK 6 - FG - 06 - 45°	4.5	6.7 - 1/4"	17	9.5	29.3	24
HVK 6 - FG - 10 - 45°	7.5	10 - 3/8"	17	9.5	29.3	24
HVK 9 - FG - 10 - 45°	7.5	10 - 3/8"	23.3	13.5	36	24
HVK 9 - FG - 13 - 45°	10	12.7 - 1/2"	23.3	13.5	40	28
HVK 16 - FG - 13 - 45°	10	13.3 - 1/2"	32	20.1	43	28
HVK 16 - FG - 16 - 45°	13	16 - 5/8"	32	20.1	53	38
HVK 16 - FG - 19 - 45°	16	19 - 3/4"	32	20.1	53	38

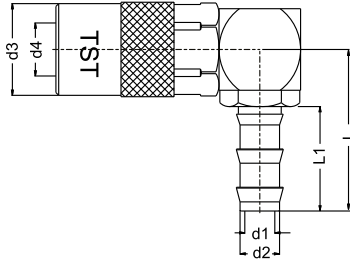



Push-Lock hose tail socket 45°  
Kupplung mit 45° Schnellsteck - Schlauchtülle

**COUPLINGS, MULTICOUPLINGS & MOULD COOLING PRODUCTS**

KUPPLUNGEN, MULTIKUPPLUNGEN & KUHLUNGSELEMENTE FÜR WERKZEUGE

**SERIE 6,9,16**



Push-Lock hose tail socket 90°  
Kupplung mit 90°  
Schnellsteck - Schlauchtülle

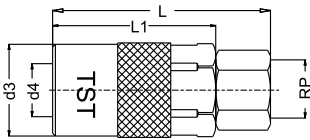


With Valve / Mit Ventil  
Order No / Bestellnr.



Without Valve / Ohne Ventil  
Order No / Bestellnr.

With Valve / Mit Ventil Order No / Bestellnr.	Without Valve / Ohne Ventil Order No / Bestellnr.	Serie	d1	d2	d3	d4	L	LI
HVK 6 - FG - 06 - 90°	HK 6 - FG - 06 - 90°	200	4.5	6.7 - 1/4"	17	9.5	34.7	24
HVK 6 - FG - 10 - 90°	HK 6 - FG - 10 - 90°	200	7.5	10 - 3/8"	17	9.5	34.7	24
HVK 9 - FG - 10 - 90°	HK 9 - FG - 10 - 90°	300	7.5	10 - 3/8"	23.3	13.5	40	24
HVK 9 - FG - 13 - 90°	HK 9 - FG - 13 - 90°	300	10	12.7 - 1/2"	23.3	13.5	44	28
HVK 16 - FG - 13 - 90°	HK 16 - FG - 13 - 90°	500	10	13.3 - 1/2"	32	20.1	45	28
HVK 16 - FG - 16 - 90°	HK 16 - FG - 16 - 90°	500	13	16 - 5/8"	32	20.1	55	38
HVK 16 - FG - 19 - 90°	HK 16 - FG - 19 - 90°	500	16	19 - 3/4"	32	20.1	55	38



Female Thread socket  
Kupplung mit Innengewinde zylindrisch BSP

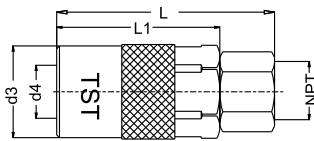


With Valve / Mit Ventil  
Order No / Bestellnr.



Without Valve / Ohne Ventil  
Order No / Bestellnr.

With Valve / Mit Ventil Order No / Bestellnr.	Without Valve / Ohne Ventil Order No / Bestellnr.	Serie	RP	d3	d4	L	LI
HVK - 6 - DG 10	HK 6 DG 10	200	BSP 1/8"	17	9.5	40	30
HVK 6 DG 13	HK 6 DG 13	200	BSP 1/4"	17	9.5	43.6	30
HVK 6 DGM 14	HK 6 DGM 14	200	M14x1.5	17	9.5	43.6	30
HVK 6 DG 17	HK 6 DG 17	200	BSP 3/8"	17	9.5	43.6	30
HVK 9 DG 13	HK 9 DG 13	300	BSP 1/4"	23.3	13.5	52	40
HVK 9 DG 17	HK 9 DG 17	300	BSP 3/8"	23.3	13.5	52	40
HVK 9 DG 21	HK 9 DG 21	300	BSP 1/2"	23.3	13.5	57	40
HVK 16 DG 21	HK 16 DG 21	500	BSP 1/2"	32	20.1	75	57



Female NPT Thread socket  
Kupplung mit Innengewinde NPT



With Valve / Mit Ventil  
Order No / Bestellnr.



Without Valve / Ohne Ventil  
Order No / Bestellnr.

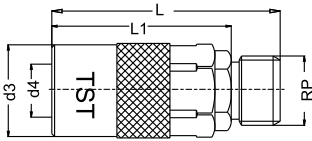
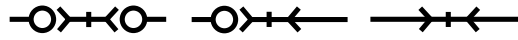
With Valve / Mit Ventil Order No / Bestellnr.	Without Valve / Ohne Ventil Order No / Bestellnr.	Serie	NPT	d3	d4	L	LI
HVK 6 NG 10	HK 6 NG 10	200	NPT 1/8"	17	9.5	42	30
HVK 6 NG 13	HK 6 NG 13	200	NPT 1/4"	17	9.5	45	30
HVK 9 NG 13	HK 9 NG 13	300	NPT 1/4"	23.3	13.5	55	40
HVK 9 NG 17	HK 9 NG 17	300	NPT 3/8"	23.3	13.5	55	40
HVK 16 NG 21	HK 16 NG 21	500	NPT 1/2"	32	20.1	77	57



**COUPLINGS, MULTICOUPLINGS & MOULD COOLING PRODUCTS**

SERIE 6,9,16 ■

KUPPLUNGEN, MULTIKUPPLUNGEN & KÜHLUNGSELEMENTE FÜR WERKZEUGE



Cylindrical Thread male socket  
Kupplung mit Aussengewinde zylindrisch BSP

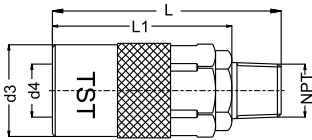


With Valve / Mit Ventil  
Order No / Bestellnr.



Without Valve / Ohne Ventil  
Order No / Bestellnr.

With Valve / Mit Ventil Order No / Bestellnr.	Without Valve / Ohne Ventil Order No / Bestellnr.	Serie	RP	d3	d4	L	LI
HVK 6 EG 10	HK 6 EG 10	200	BSP 1/8"	17	9.5	44	30
HVK 6 EG 13	HK 6 EG 13	200	BSP 1/4"	17	9.5	46	30
HVK 6 EGM 14	HK 6 EGM 14	200	M14x1.5	17	9.5	46	30
HVK 6 EG 17	HK 6 EG 17	200	BSP 3/8"	17	9.5	46	30
HVK 9 EG 13	HK 9 EG 13	300	BSP 1/4"	23.3	13.5	56	45
HVK 9 EGM 16	HK 9 EGM 16	300	M16x1.5	23.3	13.5	56	45
HVK 9 EG 17	HK 9 EG 17	300	BSP 3/8"	23.3	13.5	56	45
HVK 9 EGM 18	HK 9 EGM 18	300	M18x1.5	23.3	13.5	57	45
HVK 9 EG 21	HK 9 EG 21	300	BSP 1/2"	23.3	13.5	58	45
HVK 16 EG 21	HK 16 EG 21	500	BSP 1/2"	32	20.1	78	66
HVK 16 EG 26	HK 16 EG 26	500	BSP 3/4"	32	20.1	82	66



NPT Thread male socket  
Kupplung mit Aussengewinde NPT

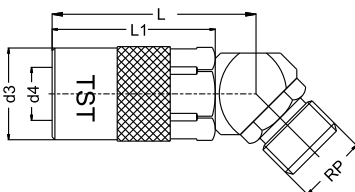


With Valve / Mit Ventil  
Order No / Bestellnr.



Without Valve / Ohne Ventil  
Order No / Bestellnr.

With Valve / Mit Ventil Order No / Bestellnr.	Without Valve / Ohne Ventil Order No / Bestellnr.	Serie	NPT	d3	d4	L	LI
HVK 6 TG 10	HK 6 TG 10	200	NPT 1/8"	17	9.5	44	30
HVK 6 TG 13	HK 6 TG 13	200	NPT 1/4"	17	9.5	47	30
HVK 9 TG 13	HK 9 TG 13	300	NPT 1/4"	23.3	13.5	57	45
HVK 9 TG 17	HK 9 TG 17	300	NPT 3/8"	23.3	13.5	58	45
HVK 16 TG 21	HK 16 TG 21	500	NPT 1/2"	32	20.1	80	65



Cylindrical Thread male socket 45°  
Kupplung mit 45°  
Aussengewinde zylindrisch BSP



With Valve / Mit Ventil  
Order No / Bestellnr.



Without Valve / Ohne Ventil  
Order No / Bestellnr.

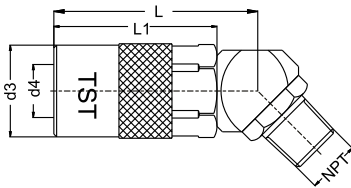
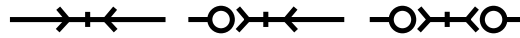
With Valve / Mit Ventil Order No / Bestellnr.	Without Valve / Ohne Ventil Order No / Bestellnr.	Serie	RP	d3	d4	L	LI
HVK 6 EG 10 - 45°	HK 6 EG 10 - 45°	200	BSP 1/8"	17	9.5	38.3	30
HVK 6 EG 13 - 45°	HK 6 EG 13 - 45°	200	BSP 1/4"	17	9.5	38.3	30
HVK 9 EG 13 - 45°	HK 9 EG 13 - 45°	300	BSP 1/4"	23.3	13.5	48	40
HVK 9 EGM 16 - 45°	HK 9 EGM 16 - 45°	300	M16x1.5	23.3	13.5	48	40
HVK 9 EG 17 - 45°	HK 9 EG 17 - 45°	300	BSP 3/8"	23.3	13.5	48	40
HVK 9 EG 21 - 45°	HK 9 EG 21 - 45°	300	BSP 1/2"	23.3	13.5	48	40
HVK 16 EG 21 - 45°	HK 16 EG 21 - 45°	500	BSP 1/2"	32	20.1	72.5	57



**COUPLINGS, MULTICOUPLINGS & MOULD COOLING PRODUCTS**

KUPPLUNGEN, MULTIKUPPLUNGEN & KÜHLUNGSELEMENTE FÜR WERKZEUGE

**SERIE 6,9,16**



NPT Thread male socket 45°  
Kupplung mit 45° Aussengewinde NPT

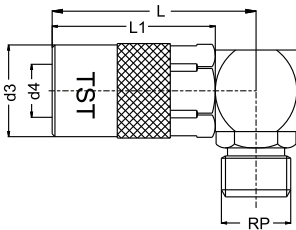


With Valve / Mit Ventil  
Order No / Bestellnr.



Without Valve / Ohne Ventil  
Order No / Bestellnr.

With Valve / Mit Ventil Order No / Bestellnr.	Without Valve / Ohne Ventil Order No / Bestellnr.	Serie	NPT	d3	d4	L	LI
HVK 6 TG 10 - 45°	HK 6 TG 10 - 45°	200	NPT 1/8"	17	9.5	38.3	30
HVK 6 TG 13 - 45°	HK 6 TG 13 - 45°	200	NPT 1/4"	17	9.5	38.3	30
HVK 9 TG 13 - 45°	HK 9 TG 13 - 45°	300	NPT 1/4"	23.3	13.5	48	40
HVK 9 TG 17 - 45°	HK 9 TG 17 - 45°	300	NPT 3/8"	23.3	13.5	48	40
HVK 16 TG 21 - 45°	HK 16 TG 21 - 45°	500	NPT 1/2"	32	20.1	72.5	57



Cylindrical Thread male socket 90°  
Kupplung mit 90°  
Aussengewinde zylindrisch BSP

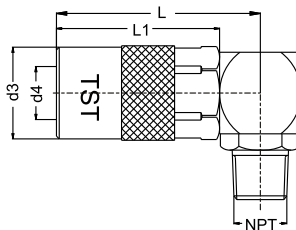


With Valve / Mit Ventil  
Order No / Bestellnr.



Without Valve / Ohne Ventil  
Order No / Bestellnr.

With Valve / Mit Ventil Order No / Bestellnr.	Without Valve / Ohne Ventil Order No / Bestellnr.	Serie	RP	d3	d4	L	LI
HVK 6 EG 10 - 90°	HK 6 EG 10 - 90°	200	BSP 1/8"	17	9.5	37.3	30
HVK 6 EG 13 - 90°	HK 6 EG 13 - 90°	200	BSP 1/4"	17	9.5	37.3	30
HVK 9 EG 13 - 90°	HK 9 EG 13 - 90°	300	BSP 1/4"	23.3	13.5	50	40
HVK 9 EGM 16 - 90°	HK 9 EGM 16 - 90°	300	M16x1.5	23.3	13.5	50	40
HVK 9 EG 17 - 90°	HK 9 EG 17 - 90°	300	BSP 3/8"	23.3	13.5	50	40
HVK 9 EG 21 - 90°	HK 9 EG 21 - 90°	300	BSP 1/2"	23.3	13.5	50	40
HVK 16 EG 21 - 90°	HK 16 EG 21 - 90°	500	BSP 1/2"	32	20.1	72	57



NPT Thread male socket 90°  
Kupplung mit 90° Aussengewinde NPT



With Valve / Mit Ventil  
Order No / Bestellnr.



Without Valve / Ohne Ventil  
Order No / Bestellnr.

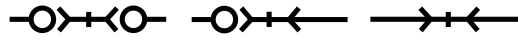
With Valve / Mit Ventil Order No / Bestellnr.	Without Valve / Ohne Ventil Order No / Bestellnr.	Serie	NPT	d3	d4	L	LI
HVK 6 TG 10 - 90°	HK 6 TG 10 - 90°	200	NPT 1/8"	17	9.5	37.3	30
HVK 6 TG 13 - 90°	HK 6 TG 13 - 90°	200	NPT 1/4"	17	9.5	37.3	30
HVK 9 TG 13 - 90°	HK 9 TG 13 - 90°	300	NPT 1/4"	23.3	13.5	50	40
HVK 9 TG 17 - 90°	HK 9 TG 17 - 90°	300	NPT 3/8"	23.3	13.5	50	40
HVK 16 TG 21 - 90°	HK 16 TG 21 - 90°	500	NPT 1/2"	32	20.1	72	57



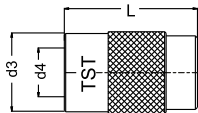
**COUPLINGS, MULTICOUPLINGS & MOULD COOLING PRODUCTS**

SERIE 6,9,16 ■

KUPPLUNGEN, MULTIKUPPLUNGEN & KÜHLUNGSELEMENTE FÜR WERKZEUGE

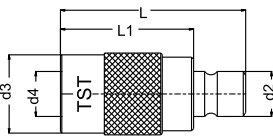


Blind Socket / Blindkupplung



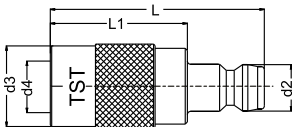
With Valve / Mit Ventil Order No / BestellNr.	Serie	d3	d4	L
6 KTG 00	200	17	9.5	27
9 KTG 00	300	23.3	12.5	36

Adapting Socket with Plug  
Adapterkupplung mit Nippel



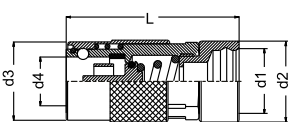
With Valve / Mit Ventil Order No / BestellNr.	Without Valve / Ohne Ventil Order No / BestellNr.	Serie	d2	d3	d4	L	LI
HVK 6 AU 09	HK 6 AU 09	200	13.5	17	9.5	47.6	30
HVK 9 AU 06	HK 9 AU 06	300	9.4	23.3	13.5	53	40

Adapting Socket with 060 - 090 Plugs  
Adapterkupplung mit 060 - 090 Nippel



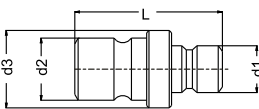
With Valve / Mit Ventil Order No / BestellNr.	Without Valve / Ohne Ventil Order No / BestellNr.	Serie	d2	d3	d4	L	LI
HVK 6 AU 090	HK 6 AU 090	200	9	17	9.5	46	30
HVK 9 AU 060	HK 9 AU 060	300	9	23.3	13.5	56.5	40

Adapting Socket with 100.08 Plug  
Adapterkupplung mit 100.08 Nippel



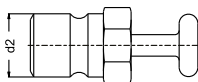
With Valve / Mit Ventil Order No / BestellNr.	Without Valve / Ohne Ventil Order No / BestellNr.	Serie	d1	d2	d3	d4	L
HVK 6 AU 100.08	HK 6 AU 100.08	200	17.1	21	17	9.5	51.6
HVK 9 AU 100.08	HK 9 AU 100.08	300	17.1	21	23.3	13.5	52

Adapting Plug / Adaptornippel



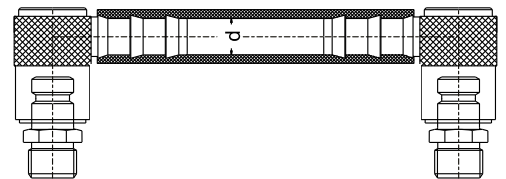
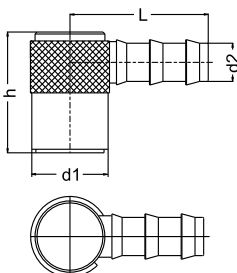
Order No / BestellNr.	d1	d2	d3	L
9 HEF 06	9	13	15	32

Stop Plugs / Blindnippel



Order No / BestellNr.	Serie	d2
6 KTU 00	200 (1/4")	9.4
9 KTU 00	300 (3/8")	13
16 KTU 00	500 (1/2")	19.9

Flexible Diverting connector / Umlenkkupplung mit Schnellsteck- Schlauchtülle

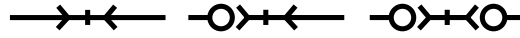


Order No BestellNr.	Serie	Ød Hose Inner dia.	h		L		d1		d2	
			mm	inch.	mm	inch.	mm	inch.	mm	inch.
HK 6 KG 10	200	10 - 3/8"	28.3	1.11	34.5	1.35	17	0.67	10	0.394
HK 9 KG 13	300	13 - 1/2"	36.3	1.43	39.6	1.56	23	0.90	12.7	0.500

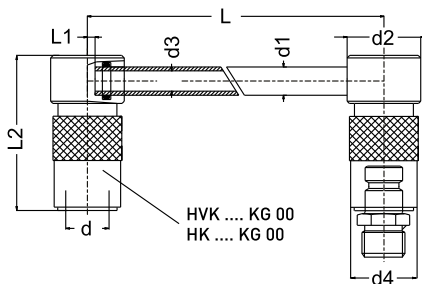
**COUPLINGS, MULTICOUPLINGS & MOULD COOLING PRODUCTS**

KUPPLUNGEN, MULTIKUPPLUNGEN & KÜHLUNGSELEMENTE FÜR WERKZEUGE

**SERIE 6,9,16**



**Diverting connector / Umlenkkuplung**

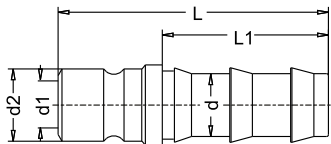


With Valve / Mit Ventil  
Order No / Bestellnr.

Without Valve / Ohne Ventil  
Order No / Bestellnr.

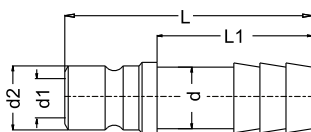
Order No / Bestellnr.	Order No / Bestellnr.	Serie	d	d1	d2	d3	d4	LI	L2	L
HVK 6 - KG 125	HK 6 - KG 125	200	9.5	8	20	6	17	0	44	125
HVK 6 - KG 250	HK 6 - KG 250	200	9.5	8	20	6	17	0	44	250
HVK 6 - KG 500	HK 6 - KG 500	200	9.5	8	20	6	17	0	44	500
HVK 9 - KG 125	HK 9 - KG 125	300	13.5	10	26	8	22.5	2	41	125
HVK 9 - KG 250	HK 9 - KG 250	300	13.5	10	26	8	22.5	2	41	250
HVK 9 - KG 500	HK 9 - KG 500	300	13.5	10	26	8	22.5	2	41	500
HVK 16 - KG 160	HK 16 - KG 160	500	20	14	36	12	31	2	55	160
HVK 16 - KG 315	HK 16 - KG 315	500	20	14	36	12	31	2	55	315
HVK 16 - KG 500	HK 16 - KG 500	500	20	14	36	12	31	2	55	500

**Push-Lock Hose Plug  
Stecknippel mit  
Schnellsteck - Schlauchtülle**



Order No Bestellnr.	Serie	d / I.D		d1	d2	LI		L	
		mm	inch.			mm	inch.	mm	inch.
6 FU 10	200	10	3/8"	6	9.4	24	0.95	37	1.45
6 FU 13	200	12.7	1/2"	6	9.4	28	1.10	41	1.61
9 FU 10	300	10	3/8"	9	13.5	24	0.95	45	1.75
9 FU 13	300	12.7	1/2"	9	13.5	28	1.10	48	1.86
16 FU 13	500	12.7	1/2"	15	19.9	28	1.10	55	2.16
16 FU 19	500	19	3/4"	15	19.9	38	1.50	65	2.55

**Standard Hose plug  
Standard Schlauchtülle**



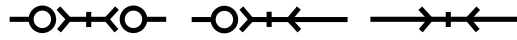
Order No / Bestellnr.	Serie	d	d1	d2	L	LI
6 HU 06	200	6.3 - 1/4"	6	9.4	37	23
6 HU 08	200	8 - 5/16"	6	9.4	37	23
6 HU 09	200	9 - 5/14"	6	9.4	37	23
6 HU 10	200	10 - 3/8"	6	9.4	37	23
9 HU 09	300	9 - 5/14"	9	13.5	45	25.3
9 HU 10	300	10 - 3/8"	9	13.5	45	25.3
9 HU 11	300	11 - 7/16"	9	13.5	45	25.3
9 HU 13	300	13 - 1/2"	9	13.5	45	25.3
16 HU 13	500	13.3 - 1/4"	15	19.9	50	27
16 HU 20	500	20 - 3/4"	15	19.9	50	27



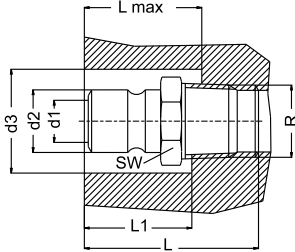
**COUPLINGS, MULTICOUPLINGS & MOULD COOLING PRODUCTS**

**SERIE 6,9,16** ■

KUPPLUNGEN, MULTIKUPPLUNGEN & KÜHLUNGSELEMENTE FÜR WERKZEUGE

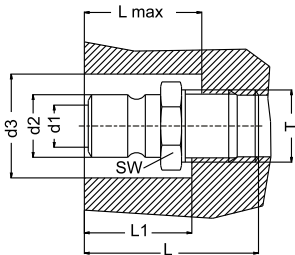


Plug with conical male thread  
Nippel mit konischem Aussengewinde



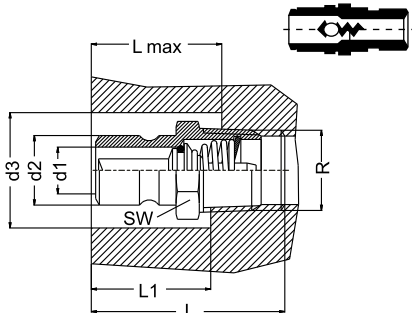
Order No / Bestellnr.		Serie	R	d1	d2	d3	SW	LI	L max	L
BSPT	NPT									
6 RU 10	6 TU 10	200	1/8"	6	9.4	22	11	15	18	24
6 RU 13	6 TU 13	200	1/4"	6	9.4	26	14	15	18	27
6 RU 17	6 TU 17	200	3/8"	6	9.4	30	17	15	22	27
9 RU 10	9 TU 10	300	1/8"	9	13.5	26	14	20.5	24	29.5
9 RU 13	9 TU 13	300	1/4"	9	13.5	26	14	20.5	26	32.5
9 RU 17	9 TU 17	300	3/8"	9	13.5	30	17	20.5	28	32.5
9 RU 21	9 TU 21	300	1/2"	9	13.5	37	22	24.5	28	37
16 RU 13	16 TU 13	500	1/4"	15	20	36	21	24.5	28	36.5
16 RU 17	16 TU 17	500	3/8"	15	20	36	21	24.5	29	37.5
16 RU 21	16 TU 21	500	1/2"	15	20	37	22	25.5	36	42.5
16 RU 26	16 TU 26	500	3/4"	15	20	42	27	26	36	43.8

Plug with cylindrical male thread  
Nippel mit zylindrisches Außengewinde



Order No / Bestellnr.	Serie	T	d1	d2	d3	SW	LI	L max	L
9 EU 13	300	BSP 1/4"	9	13.5	26	14	20.5	20.5	29.5
9 EU 17	300	BSP 3/8"	9	13.5	32	19	20.5	20.5	29.5
16 EU 17	500	BSP 3/8"	15	20	36	21	26	26	35
16 EU 21	500	BSP 1/2"	15	20	37	22	25.5	25.5	37.5
6 EUM 10	200	M10X1	6	9.4	22	11	15	15	24
6 EUM 14	200	M14X1.5	6	9.4	26	15	15	15	25
9 EUM 10	300	M10X1	9	13.5	26	14	20.5	20.5	29.5
9 EUM 14	300	M14X1.5	9	13.5	26	15	20.5	20.5	29.5

Shut-off Male threaded plug  
Verschlussnippel mit Außengewinde

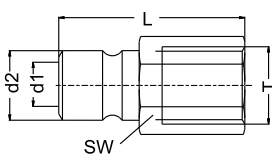


Order No / Bestellnr.		Serie	R	d1	d2	d3	SW	LI	L max	L
BSPT	NPT									
6 RUB 13	6 TUB 13	200	1/4"	6	9.4	26	14	15	24	29
6 RUB 17	6 TUB 17	200	3/8"	6	9.4	30	17	15	24	29
9 RUB 13	9 TUB 13	300	1/4"	9	13.5	26	14	20.5	24	32.5
9 RUB 17	9 TUB 17	300	3/8"	9	13.5	30	17	20.5	24	32.5
9 RUB 21	9 TUB 21	300	1/2"	9	13.5	37	22	21	30	37
16 RUB 21	16 TUB 21	500	1/2"	15	20	37	22	26.7	36	45.5
16 RUB 26	16 TUB 26	500	3/4"	15	20	42	27	26.7	36	45.5

Order No / Bestellnr.	Serie	R	d1	d2	d3	SW	LI	L max	L
6 EUBM 14	200	M14x1.5	6	9.4	26	14	15	15	29
9 EUBM 14	300	M14x1.5	9	13.5	26	14	20	20	30

Plug with female thread  
Nippel mit Innengewinde

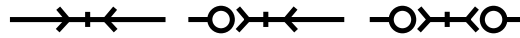


Order No / Bestellnr.		Serie	T	d1	d2	L	SW
BSP	NPT						
6 DU 10	6 NU 10	200	1/8"	6	9.4	25.5	13
6 DU 13	6 NU 13	200	1/4"	6	9.4	32	16
6 DU 17	6 NU 17	200	3/8"	6	9.4	32	19
9 DU 10	9 NU 10	300	1/8"	9	13.5	29	14
9 DU 13	9 NU 13	300	1/4"	9	13.5	37	16
9 DU 17	9 NU 17	300	3/8"	9	13.5	39	19
9 DU 21	9 NU 21	300	1/2"	9	13.5	40	24
16 DU 17	16 NU 17	500	3/8"	15	20	34.5	24
16 DU 21	16 NU 21	500	1/2"	15	20	34.5	24

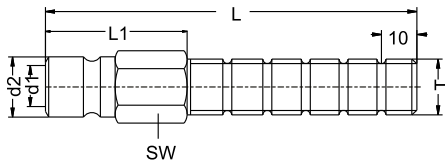
**COUPLINGS, MULTICOUPLINGS & MOULD COOLING PRODUCTS**

KUPPLUNGEN, MULTIKUPPLUNGEN & KÜHLUNGSELEMENTE FÜR WERKZEUGE

**SERIE 6,9,16**

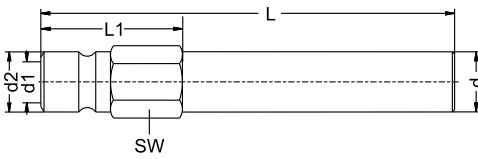


Long Threaded Plugs / Gewindestecker



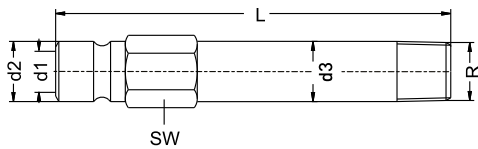
Order No / Bestellnr.	Serie	T	d1	d2	SW	LI	L
6 BLM 10x100	200	M10x1	6	9.4	11	40	100
6 BL 10x100	200	BSP 1/8"	6	9.4	11	40	100
6 BL 13x100	200	BSP 1/4"	6	9.4	14	40	100
6 BLM 14x100	200	M14x1.5	6	9.4	14	40	100
6 BL 17x100	200	BSP 3/8"	6	9.4	17	40	100
9 BLM 10x100	300	M10x1	9	13.5	14	40	100
9 BL 10x100	300	BSP 1/8"	9	13.5	14	40	100
9 BL 13x100	300	BSP 1/4"	9	13.5	14	40	100
9 BLM 14x100	300	M14x1.5	9	13.5	14	40	100
9 BLM 16x100	300	M16x1.5	9	13.5	16	40	100
9 BL 17x100	300	BSP 3/8"	9	13.5	17	40	100

Extension plug without thread / Verlängerungsniessel ohne Gewinde



Order No / Bestellnr.	Serie	d	d1	d2	SW	L	LI
6 BN 63	200	10	6	9.4	11	63	17
6 BN 100	200	10	6	9.4	11	100	17
6 BN 120	200	10	6	9.4	11	120	17
6 BN 240	200	10	6	9.4	11	240	17
6 BN 360	200	10	6	9.4	11	360	17
9 BN 150	300	14	9	13.5	15	150	23.5
9 BN 300	300	14	9	13.5	15	300	23.5
9 BN 450	300	14	9	13.5	15	450	24
16 BN 500	500	21	15	20	22	500	31.5
16 BN 800	500	21	15	20	22	800	31.5

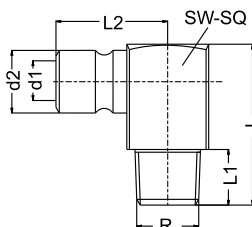
Extension plug / Verlängerungsniessel



Order No / Bestellnr.		Serie	R	SW	d1	d2	d3	L50	L100	L150	L200	L250
BSPT	NPT											
6 RU 10xL	6 TU 10xL	200	1/8"	11	6	9.4	10	50	100	150	200	250
6 RU 13xL	6 TU 13xL	200	1/4"	14	6	9.4	13.5	50	100	150	200	250
6 RU 17xL	6 TU 17xL	200	3/8"	17	6	9.4	16.8	50	100	150	200	250
9 RU 13xL	9 TU 13xL	300	1/4"	15	9	13.5	14	50	100	150	200	250
9 RU 17xL	9 TU 17xL	300	3/8"	17	9	13.5	16.8	50	100	150	200	250

Order No / Bestellnr.	Serie	R	SW	d1	d2	d3	L50	L100	L150	L200	L250
6 EUM 10xL	200	M10x1	11	6	9	10	50	100	150	200	250
6 EUM 14xL	200	M14x1.5	15	6	9	14	50	100	150	200	250
9 EUM 14xL	300	M14x1.5	15	9	13	14	50	100	150	200	250

Angle plug with 90° / Winkelniessel mit 90°



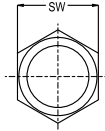
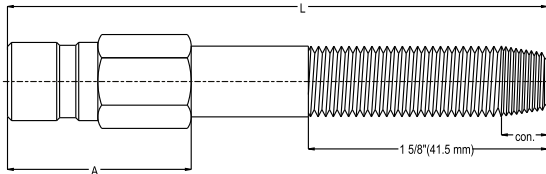
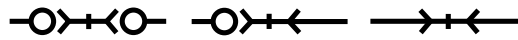
Order No / Bestellnr.	Serie	R	d1	d2	L	LI	L2	SW/SQ
6 RU 10 - 90	200	BSPT 1/8"	6	9.4	27	9	19.5	11
6 EUM 10 - 90	200	M10x1	6	9.4	27	9	19.5	11
6 RU 13 - 90	200	BSPT 1/4"	6	9.4	34	12	21	15
6 EUM 14 - 90	200	M14x1.5	6	9.4	34	12	21	15
6 RU 17 - 90	200	BSP 3/8"	6	9.4	34	12	24	17
9 RU 13 - 90	300	BSPT 1/4"	9	13.5	34	12	24	15
9 RU 17 - 90	300	BSP 3/8"	9	13.5	34	12	24	17



SERIE 6,9,16 ■

COUPLINGS, MULTICOUPLINGS & MOULD COOLING PRODUCTS

KUPPLUNGEN, MULTIKUPPLUNGEN & KÜHLUNGSELEMENTE FÜR WERKZEUGE



**Extension Plugs with tapered and long parallel thread**  
**Verlängerungsrippel mit Aussengewinde konisch**

The largest complete thread on the standard NPT or BSPT taper is continued along the extension plug for the 1 5/8" (41.5 mm) shown below easy adjustments if needed. Die erste Gewindestufe der konisch ausgeführten Nippel ermöglicht einen sehr flexiblen Einsatzbereich

Serie & Thread	Order No / Bestellnr.		A		L	
	NPT	BSPT	mm	inch.	mm	inch.
<b>300</b> <b>1/8"</b>	9 NL 10x63	9 RL 10x63	21	7/8"	63.5	2.5"
	9 NL 10x101	9 RL 10x101	25.4	1"	101.6	4"
	9 NL 10x140	9 RL 10x140	25.4	1"	140	5.5"
	9 NL 10x178	9 RL 10x178	25.4	1"	178	7"
	9 NL 10x216	9 RL 10x216	25.4	1"	216	8.5"
	9 NL 10x254	9 RL 10x254	25.4	1"	254	10"
	9 NL 10x292	9 RL 10x292	25.4	1"	292	11.5"
	9 NL 10x330	9 RL 10x330	25.4	1"	330	13"

Serie & Thread	Order No / Bestellnr.		A		L	
	NPT	BSPT	mm	inch.	mm	inch.
<b>200</b> <b>1/8"</b>	6 NL 10x63	6 RL 10x63	21.2	11/16"	63.5	2.5"
	6 NL 10x101	6 RL 10x101	25.4	1"	101.6	4"
	6 NL 10x140	6 RL 10x140	25.4	1"	140	5.5"
	6 NL 10x178	6 RL 10x178	25.4	1"	178	7"
	6 NL 10x216	6 RL 10x216	25.4	1"	216	8.5"
	6 NL 10x254	6 RL 10x254	25.4	1"	254	10"
	6 NL 10x292	6 RL 10x292	25.4	1"	292	11.5"
	6 NL 10x330	6 RL 10x330	25.4	1"	330	13"

Serie & Thread	Order No / Bestellnr.		A		L	
	NPT	BSPT	mm	inch.	mm	inch.
<b>300</b> <b>1/4"</b>	9 NL 13x63	9 RL 13x63	22.2	7/8"	63.5	2.5"
	9 NL 13x101	9 RL 13x101	31.7	1.25"	101.6	4"
	9 NL 13x140	9 RL 13x140	31.7	1.25"	140	5.5"
	9 NL 13x178	9 RL 13x178	31.7	1.25"	178	7"
	9 NL 13x216	9 RL 13x216	31.7	1.25"	216	8.5"
	9 NL 13x254	9 RL 13x254	31.7	1.25"	254	10"
	9 NL 13x292	9 RL 13x292	31.7	1.25"	292	11.5"
	9 NL 13x330	9 RL 13x330	31.7	1.25"	330	13"

Serie & Thread	Order No / Bestellnr.		A		L	
	NPT	BSPT	mm	inch.	mm	inch.
<b>200</b> <b>1/4"</b>	6 NL 13x63	6 RL 13x63	22.2	7/8"	63.5	2.5"
	6 NL 13x101	6 RL 13x101	31.7	1.25"	101.6	4"
	6 NL 13x140	6 RL 13x140	31.7	1.25"	140	5.5"
	6 NL 13x178	6 RL 13x178	31.7	1.25"	178	7"
	6 NL 13x216	6 RL 13x216	31.7	1.25"	216	8.5"
	6 NL 13x254	6 RL 13x254	31.7	1.25"	254	10"
	6 NL 13x292	6 RL 13x292	31.7	1.25"	292	11.5"
	6 NL 13x330	6 RL 13x330	31.7	1.25"	330	13"

Serie & Thread	Order No / Bestellnr.		A		L	
	NPT	BSPT	mm	inch.	mm	inch.
<b>300</b> <b>3/8"</b>	9 NL 17x63	9 RL 17x63	25.4	1"	63.5	2.5"
	9 NL 17x101	9 RL 17x101	31.7	1.25"	101.6	4"
	9 NL 17x140	9 RL 17x140	31.7	1.25"	140	5.5"
	9 NL 17x178	9 RL 17x178	31.7	1.25"	178	7"
	9 NL 17x216	9 RL 17x216	31.7	1.25"	216	8.5"
	9 NL 17x254	9 RL 17x254	31.7	1.25"	254	10"
	9 NL 17x292	9 RL 17x292	31.7	1.25"	292	11.5"
	9 NL 17x330	9 RL 17x330	31.7	1.25"	330	13"

Serie & Thread	Order No / Bestellnr.		A		L	
	NPT	BSPT	mm	inch.	mm	inch.
<b>200</b> <b>3/8"</b>	6 NL 17x63	6 RL 17x63	25.4	1"	63.5	2.5"
	6 NL 17x101	6 RL 17x101	31.7	1.25"	101.6	4"
	6 NL 17x140	6 RL 17x140	31.7	1.25"	140	5.5"
	6 NL 17x178	6 RL 17x178	31.7	1.25"	178	7"
	6 NL 17x216	6 RL 17x216	31.7	1.25"	216	8.5"
	6 NL 17x254	6 RL 17x254	31.7	1.25"	254	10"
	6 NL 17x292	6 RL 17x292	31.7	1.25"	292	11.5"
	6 NL 17x330	6 RL 17x330	31.7	1.25"	330	13"

Serie & Thread	Order No / Bestellnr.		A		L	
	NPT	BSPT	mm	inch.	mm	inch.
<b>300</b> <b>1/2"</b>	9 NL 21x63	9 RL 21x63	25.4	1"	63.5	2.5"
	9 NL 21x101	9 RL 21x101	31.7	1.25"	101.6	4"
	9 NL 21x140	9 RL 21x140	31.7	1.25"	140	5.5"
	9 NL 21x178	9 RL 21x178	31.7	1.25"	178	7"
	9 NL 21x216	9 RL 21x216	31.7	1.25"	216	8.5"
	9 NL 21x254	9 RL 21x254	31.7	1.25"	254	10"
	9 NL 21x292	9 RL 21x292	31.7	1.25"	292	11.5"
	9 NL 21x330	9 RL 21x330	31.7	1.25"	330	13"

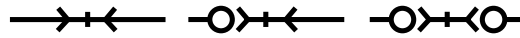
Serie & Thread	Order No / Bestellnr.		A		L	
	NPT	BSPT	mm	inch.	mm	inch.
<b>500</b> <b>3/8"</b>	16 NL 17x63	16 RL 17x63	28.5	1.25"	63.5	2.5"
	16 NL 17x101	16 RL 17x101	35	1.5"	101.6	4"
	16 NL 17x140	16 RL 17x140	35	1.5"	140	5.5"
	16 NL 17x178	16 RL 17x178	35	1.5"	178	7"
	16 NL 17x216	16 RL 17x216	35	1.5"	216	8.5"
	16 NL 17x254	16 RL 17x254	35	1.5"	254	10"
	16 NL 17x292	16 RL 17x292	35	1.5"	292	11.5"
	16 NL 17x330	16 RL 17x330	35	1.5"	330	13"

Serie & Thread	Order No / Bestellnr.		A		L	
	NPT	BSPT	mm	inch.	mm	inch.
<b>500</b> <b>1/2"</b>	16 NL 21x63	16 RL 21x63	28.5	1.25"	63.5	2.5"
	16 NL 21x101	16 RL 21x101	38	1.5"	101.6	4"
	16 NL 21x140	16 RL 21x140	38	1.5"	140	5.5"
	16 NL 21x178	16 RL 21x178	38	1.5"	178	7"
	16 NL 21x216	16 RL 21x216	38	1.5"	216	8.5"
	16 NL 21x254	16 RL 21x254	38	1.5"	254	10"
	16 NL 21x292	16 RL 21x292	38	1.5"	292	11.5"
	16 NL 21x330	16 RL 21x330	38	1.5"	330	13"

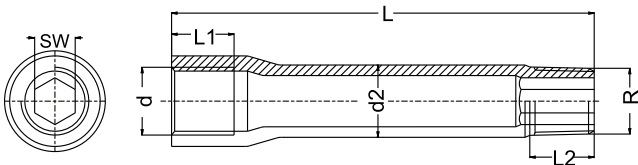
**COUPLINGS, MULTICOUPLINGS & MOULD COOLING PRODUCTS**

KUPPLUNGEN, MULTIKUPPLUNGEN & KUHLUNGSELEMENTE FÜR WERKZEUGE

**SERIE 6,9,16**

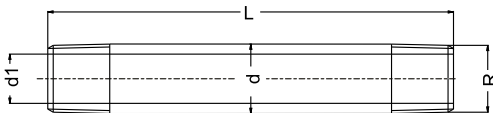


Steel Extension Tube / Verlängerungsrohr aus Stahl



Order No / Bestellnr.		d	R	d2	L	LI	L2	SW
BSP / BSPT	NPT / NPT							
R 10 BU 50	N 10 BU 50	1/8"	1/8"	10	50	12	10	5
R 10 BU 75	N 10 BU 75	1/8"	1/8"	10	75	12	10	5
R 10 BU 100	N 10 BU 100	1/8"	1/8"	10	100	12	10	5
R 10 BU 125	N 10 BU 125	1/8"	1/8"	10	125	12	10	5
R 13 BU 50	N 13 BU 50	1/4"	1/4"	14	50	12	11	8
R 13 BU 75	N 13 BU 75	1/4"	1/4"	14	75	12	11	8
R 13 BU 100	N 13 BU 100	1/4"	1/4"	14	100	12	11	8
R 13 BU 125	N 13 BU 125	1/4"	1/4"	14	125	12	11	8
R 13 BU 150	N 13 BU 150	1/4"	1/4"	14	150	12	11	8

Extension tube / Verlängerungsrohr



Standard : Steel Zinc Plated - Stahl Verzinkt  
Option : Brass Nickel Plated - Messing Vernickelt

Order No / Bestellnr.		R	d	d1	L
BSPT	NPT				
6 BU 50	6 NBU 50	1/8"	10	6	50
6 BU 100	6 NBU 100	1/8"	10	6	100
6 BU 150	6 NBU 150	1/8"	10	6	150
6 BU 200	6 NBU 200	1/8"	10	6	200
6 BU 250	6 NBU 250	1/8"	10	6	250
9 BU 50	9 NBU 50	1/4"	14	9	50
9 BU 100	9 NBU 100	1/4"	14	9	100
9 BU 150	9 NBU 150	1/4"	14	9	150
9 BU 200	9 NBU 200	1/4"	14	9	200
9 BU 250	9 NBU 250	1/4"	14	9	250
12 BU 100	12 NBU 100	3/8"	17	12	100
12 BU 150	12 NBU 150	3/8"	17	12	150
12 BU 200	12 NBU 200	3/8"	17	12	200
12 BU 250	12 NBU 250	3/8"	17	12	250
16 BU 100	16 NBU 100	1/2"	22	16	100
16 BU 150	16 NBU 150	1/2"	22	16	150
16 BU 200	16 NBU 200	1/2"	22	16	200
16 BU 250	16 NBU 250	1/2"	22	16	250

Spare seal/ Ersatz O-Ring (NBR +100°C)



Order No / Bestellnr.	Serie	Temperature
CG 6 N	N 6	
CG 9 N	N 9	-10° / 100° C
CG 16 N	N 16	-4° F / +212° F

Spare seal - Ersatz O-Ring Viton ( V )

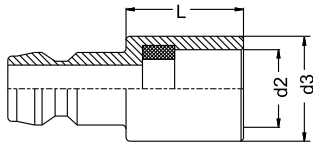


Order No / Bestellnr.	Serie	Temperature
CG 6 V	N 6	
CG 9 V	N 9	-20° / 200° C
CG 16 V	N 16	-14° F / +392° F

### COUPLINGS, MULTICOUPLINGS & MOULD COOLING PRODUCTS

### KUPPLUNGEN, MULTIKUPPLUNGEN & KÜHLUNGSELEMENTE FÜR WERKZEUGE

Adapted Plug / Adaptierter Nippel



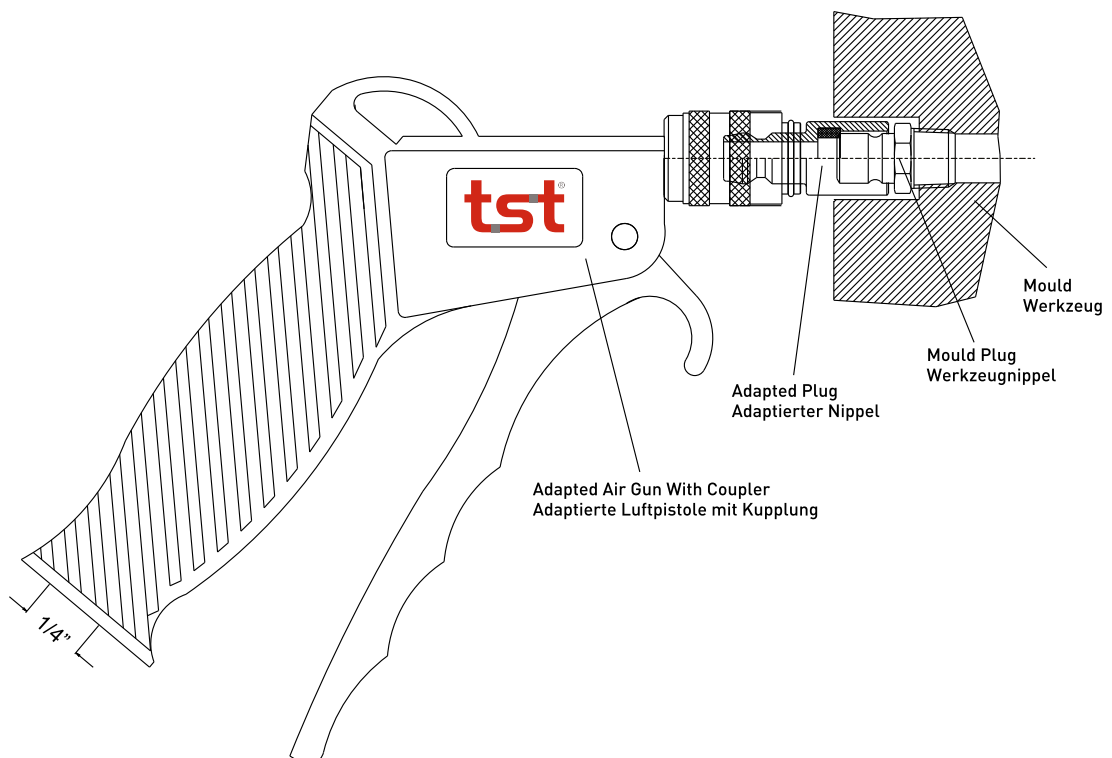
Interchangeable adapter to suit mould plug  
Kompatible Adapter für Werkzeugnippel

Order No / Bestellnr.	d2	d3	L
6 HTU 00	9.5	14	14.7
9 HTU 00	13.6	18	20.8



Adapted air gun fitted with quick release coupling  
Adaptierte Luftpistole mit Kupplung

Order No / Bestellnr.	d3
TSW00	18





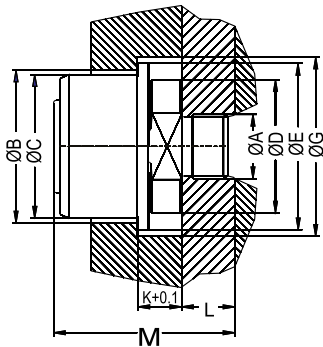
**COUPLINGS, MULTICOUPLINGS & MOULD COOLING PRODUCTS**

KUPPLUNGEN, MULTIKUPPLUNGEN & KÜHLUNGSELEMENTE FÜR WERKZEUGE

**SERIE 300**

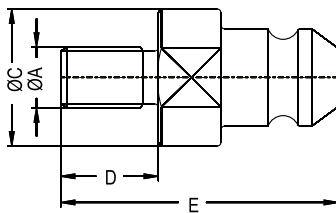


Couplings / Kupplung



Connection Anschlüsse	Order No / Bestellnr.	B	C	D	E	G	K	L	M	Pull Force Kg.
M12x1.75	300-01 EGM 12x1.75	34	32	32	39	44	10	15	42.5	1500
M16x1.5	300-01 EGM 16	34	32	32	39	44	10	15	42.5	1500
M16x1.5	300-02 EGM 16	40	38	38	48	53	13	15	52	2400
M16x2.0	300-02 EGM 16x2.0	40	38	38	48	53	13	15	52	2400
M16x1.5	300-03 EGM 16	58	52.5	52	65	70	17	18	68	3200
M18x1.5	300-03 EGM 18	58	52.5	52	65	70	17	18	68	3200
M20x1.5	300-03 EGM 20	58	52.5	52	65	70	17	18	68	3200
M24x1.5	300-03 EGM 24	58	52.5	52	65	70	17	18	68	3200
M27x1.5	300-03 EGM 27	58	52.5	52	65	70	17	18	68	3200
M30x1.5	300-03 EGM 30	58	52.5	52	65	70	17	18	68	3200

Plugs / Nippel



Connection Anschlüsse	Order No / Bestellnr.	C	D	E
M10x1.5	300-01 EUM10x1.5	22.8	20	45.5
M12x1.75	300-01 EUM12x1.75	22.8	20	45.5
M14x2.0	300-01 EUM14x2.0	22.8	20	45.5
M16x2.0	300-01 EUM16x2.0	22.8	20	45.5
M10x1.5	300-02 EUM10x1.5	25.8	20	55
M12x1.75	300-02 EUM12x1.75	25.8	20	55
M14x2.0	300-02 EUM14x2.0	25.8	20	55
M16x2.0	300-02 EUM16x2.0	25.8	20	55
M16x2.0	300-03 EUM16x2.0	35.35	25	68
M18x2.5	300-03 EUM18x2.5	35.35	25	68
M20x2.5	300-03 EUM20x2.5	35.35	25	68
M24x3.0	300-03 EUM24x3.0	35.35	25	68
M27x3.0	300-03 EUM27x3.0	35.35	25	68
M30x3.5	300-03 EUM30x3.5	35.35	25	68

**Standard Version / Material - Material**

Coupler Body - Kupplungsgrundkörper	: Steel -Stahl
Sleeve - Hülse	: Steel & Hardened - Stahl gehärtet
Springs - Federn	: Steel - Stahl
Balls - Kugeln	: Steel & Hardened - Stahl gehärtet
Male Part	: Steel & Hardened - Stahl gehärtet

**Advantages**

Mould change time would be reduced It can be used with the existing mould By means of fixed coupling hydraulic return Gain time when changing mould

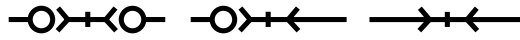
**Vorteile**

Verringert Rüstzeiten beim Werkzeugwechsel Kann zu bestehenden Systemen adaptiert werden

**COUPLINGS, MULTICOUPLINGS & MOULD COOLING PRODUCTS**

**SERIE 059,060,090,190**

**KUPPLUNGEN, MULTIKUPPLUNGEN & KÜHLUNGSELEMENTE FÜR WERKZEUGE**



**Interchangeability - Kompatibilität**  
 HASCO, DYROS, EOC, PARADISI ( EURO CONNECTOR )

**Temperature Range - Temperaturbereich**  
 -20°C +100°C (-40°F +250°F ) Nitril (N)  
 -20°C +200°C (-40°F +390°F ) Viton (V)

**Working Pressure - Betriebsdruck**  
 0 - 25 bar TST 059  
 0 - 25 bar TST 060  
 0 - 25 bar TST 090  
 0 - 25 bar TST 190

**Flow capacity - Nennweiten**  
 NW 2.7 TST 059  
 NW 6 TST 060  
 NW 9 TST 090  
 NW 13 TST 190

**Standard version - Standardversion**  
 Brass - Messing  
 Viton (V)

**Options - Optionen**  
 K - Chrome plated - Verchromt  
 N - Nickel plated - Vernickelt  
 S - Stainless Steel - Edelstahl

For optional orders please add the symbol of your option end of the order no.  
 Bei Bestellungen Kennbuchstabe bitte hinzufügen ( Bestellungen: 090 EG 14-K-N )

**Material - Material**

- Coupler Body- : Brass - Messing
- Kupplungsgrundkörper
- Sleeve - Hülse : Brass - Messing
- Valve - Ventil : Brass - Messing
- Springs - Federn : Stainless Steel - Edelstahl
- Locking O-Ring- : Stainless Steel - Edelstahl
- Sprengring
- Balls - Kugeln : Stainless Steel - Edelstahl
- Seals - Dichtungen : Viton (V)
- Plug - Nippel : Brass - Messing

**Using Area:**

- On cooling system of plastic zamak, brass and aluminium injection moulds
- On cleaning and washing systems of machines
  - On hot oil - water lines connection
  - All industries
  - On steam line

**Anwendungsbereiche:**

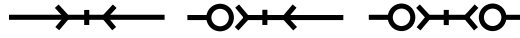
- An Kühlsysteme für Kunststoff-, Zinkdruckguß, Messing- und Aluminium - Kokillenformen
- Reinigungs- und Waschsyste von Maschinen
  - Temperierung ( Wasser/Öl )
  - Alle Industriezweige
  - Dampfleitungen



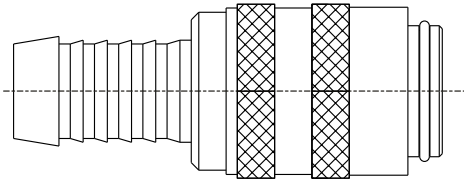
**COUPLINGS, MULTICOUPLINGS & MOULD COOLING PRODUCTS**

KUPPLUNGEN, MULTIKUPPLUNGEN & KÜHLUNGSELEMENTE FÜR WERKZEUGE

**SERIE 059,060,090,190**



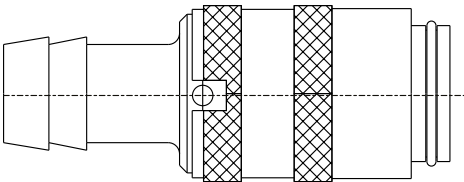
**Options - Optionen**



**Hose Tail Options / Schlauchanschluss Optionen**

For this type hose tail please add the FHG symbol of your option in side of the order no. For example CSK 090 **FHG 13**

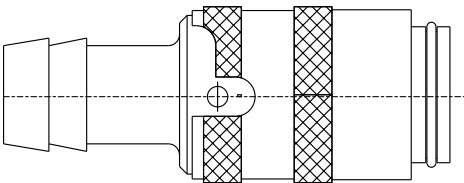
Für diesen Schlauchanschluss fügen Sie FHG zur Artikelnummer hinzu. Z.B. CSK 090 **FHG 13**



**E1 Type Safety coupler / E1 Sicherheitsverriegelung**

Please add the symbol E1 add the symbol of your option end of the order no. For example CSK 090 - 13 - E1

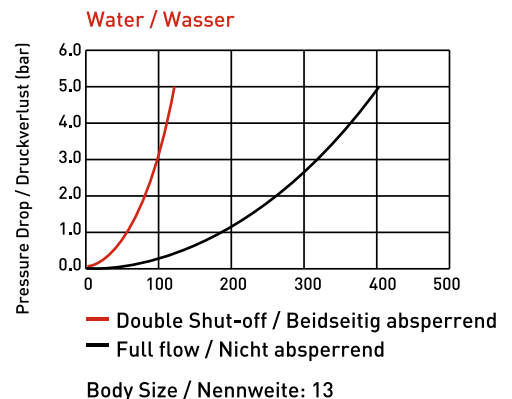
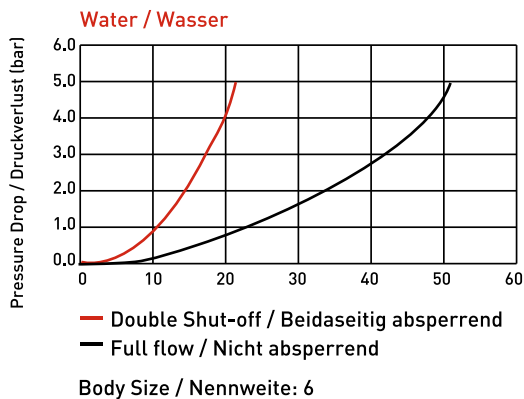
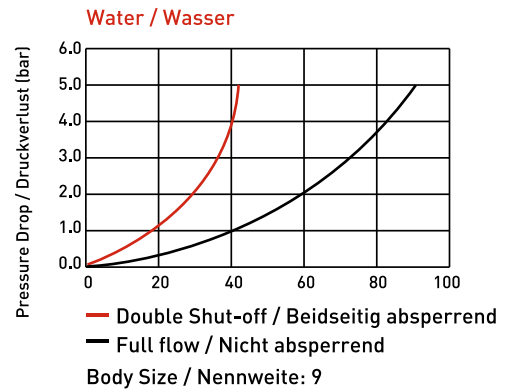
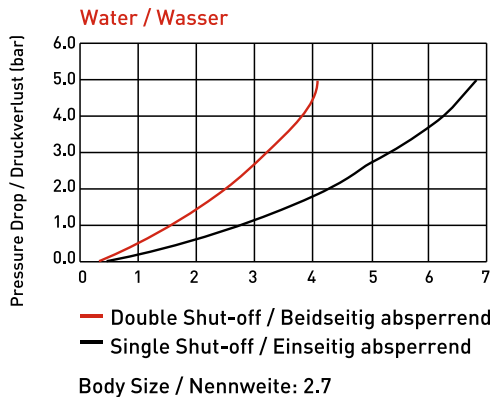
Für diese Option fügen Sie E1 zur Artikelnummer hinzu. Z.B. CSK 090 - 13 - E1



**E2 Type Safety coupler / E2 Sicherheitsverriegelung**

Please add the symbol E2 add the symbol of your option end of the order no. For example CSK 090 - 13 - E2

Für diese Option fügen Sie E2 zur Artikelnummer hinzu. Z.B. CSK 090 - 13 - E2

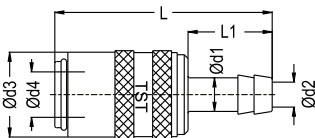
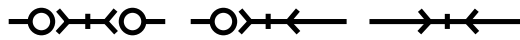




**COUPLINGS, MULTICOUPLINGS & MOULD COOLING PRODUCTS**

**SERIE 059,060,090,190**

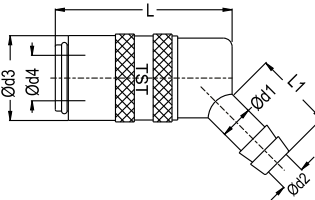
**KUPPLUNGEN, MULTIKUPPLUNGEN & KÜHLUNGSELEMENTE FÜR WERKZEUGE**



Standard hose tail socket  
Kupplung mit gerader Standard - Schlauchtülle



With Valve / Mit Ventil Order No / Bestellnr.	Without Valve / Ohne Ventil Order No / Bestellnr.	Serie	d1	d2	d3	d4	L	LI
CSK 059 - 05	SK 059 - 05	2.7	5 - 3/16"	2.7	10	5	35	13.5
CSK 060 - 06	SK 060 - 06	6	6 - 1/4"	4	17.3	9	47.5	17.3
CSK 060 - 08	SK 060 - 08	6	8 - 5/16"	6	17.3	9	47.5	17.3
CSK 060 - 09	SK 060 - 09	6	9 - 5/14"	7	17.3	9	47.5	17.3
CSK 060 - 10	SK 060 - 10	6	10 - 3/8"	8	17.3	9	47.5	17.3
CSK 060 - 13	SK 060 - 13	6	13 - 1/2"	9	17.3	9	53.5	23.3
CSK 090 - 10	SK 090 - 10	9	10 - 3/8"	8	23	13.5	55.1	23.3
CSK 090 - 13	SK 090 - 13	9	13 - 1/2"	10	23	13.5	59.1	23.3
CSK 190 - 19	SK 190 - 19	13	19 - 3/4"	13	32	19	90	32

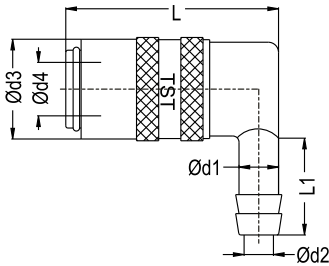
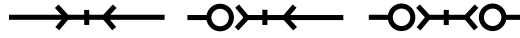


Standard hose tail socket 45°  
Kupplung mit 45°  
Standard - Schlauchtülle

With Valve / Mit Ventil Order No / Bestellnr.	Without Valve / Ohne Ventil Order No / Bestellnr.	Serie	d1	d2	d3	d4	L	LI
CSK 059 - 05 - 45°	SK 059 - 05 - 45°	2.7	5 - 3/16"	2.7	10	5	29.5	13.5
CSK 060 - 06 - 45°	SK 060 - 06 - 45°	6	6.7 - 1/4"	4.5	17.3	9	42	19
CSK 060 - 08 - 45°	SK 060 - 08 - 45°	6	8 - 5/16"	5.5	17.3	9	42	19
CSK 060 - 09 - 45°	SK 060 - 09 - 45°	6	9 - 5/14"	6	17.3	9	42	19
CSK 060 - 10 - 45°	SK 060 - 10 - 45°	6	10 - 3/8"	7	17.3	9	42	21
CSK 090 - 10 - 45°	SK 090 - 10 - 45°	9	10 - 3/8"	7.5	23	13.5	52.3	21
CSK 090 - 13 - 45°	SK 090 - 13 - 45°	9	13 - 1/2"	10	23	13.5	41.3	26
CSK 190 - 19 - 45°	SK 190 - 19 - 45°	13	19 - 3/4"	13	31	19	36.5	33.3

**COUPLINGS, MULTICOUPLINGS & MOULD COOLING PRODUCTS**

KUPPLUNGEN, MULTIKUPPLUNGEN & KÜHLUNGSELEMENTE FÜR WERKZEUGE **SERIE 059,060,090,190**



Standard hose tail socket 90°  
Kupplung mit 90°  
Standard - Schlauchtülle

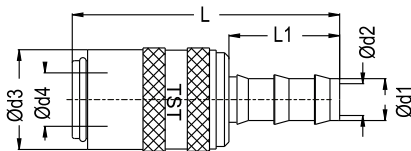


With Valve / Mit Ventil  
Order No / Bestellnr.



Without Valve / Ohne Ventil  
Order No / Bestellnr.

With Valve / Mit Ventil Order No / Bestellnr.	Without Valve / Ohne Ventil Order No / Bestellnr.	NW	d1	d2	d3	d4	L	LI
CSK 059 - 05 - 90°	SK 059 - 05 - 90°	2.7	5 - 3/16"	2.7	10	5	29.5	17
CSK 060 - 06 - 90°	SK 060 - 06 - 90°	6	6 - 1/4"	4	17.3	9	42	18.2
CSK 060 - 08 - 90°	SK 060 - 08 - 90°	6	8 - 5/16"	6	17.3	9	42	18.2
CSK 060 - 09 - 90°	SK 060 - 09 - 90°	6	9 - 5/14"	6	17.3	9	39.5	21.7
CSK 060 - 10 - 90°	SK 060 - 10 - 90°	6	10 - 3/8"	6	17.3	9	42	20.2
CSK 090 - 10 - 90°	SK 090 - 10 - 90°	9	10 - 3/8"	8	23.3	13.6	52.3	24.5
CSK 090 - 13 - 90°	SK 090 - 13 - 90°	9	13 - 1/2"	9	23.3	13.6	49.5	25
CSK 190 - 19 - 90°	SK 190 - 19 - 90°	13	19 - 3/4"	13	31	19	76.5	33.3



Push-Lock hose tail socket  
Kupplung mit gerader  
Schnellsteck - Schlauchtülle

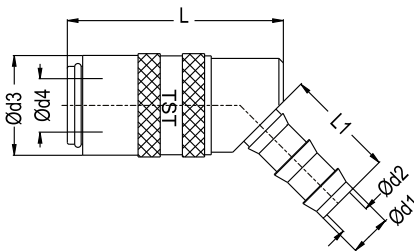


With Valve / Mit Ventil  
Order No / Bestellnr.



Without Valve / Ohne Ventil  
Order No / Bestellnr.

With Valve / Mit Ventil Order No / Bestellnr.	Without Valve / Ohne Ventil Order No / Bestellnr.	NW	d1	d2	d3	d4	L	LI
CSK 060 - FG 06	SK 060 - FG 06	6	6.7 - 1/4"	4.5	17.3	9	54.2	24
CSK 060 - FG 10	SK 060 - FG 10	6	10 - 3/8"	7.5	17.3	9	54.2	24
CSK 090 - FG 10	SK 090 - FG 10	9	10 - 3/8"	7.5	23.3	13.6	60	28
CSK 090 - FG 13	SK 090 - FG 13	9	12.7 - 3/8"	10	23.3	13.6	64	28
CSK 190 - FG 19	SK 190 - FG 19	13	19 - 3/4"	15	31	19	97	38



Push-Lock hose tail socket 45°  
Kupplung mit 45°  
Schnellsteck - Schlauchtülle



With Valve / Mit Ventil  
Order No / Bestellnr.



Without Valve / Ohne Ventil  
Order No / Bestellnr.

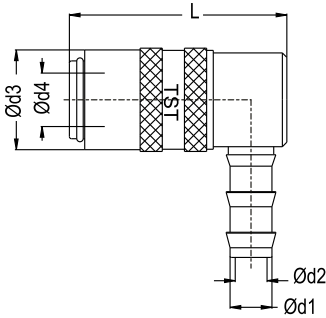
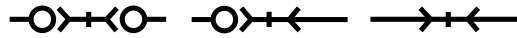
With Valve / Mit Ventil Order No / Bestellnr.	Without Valve / Ohne Ventil Order No / Bestellnr.	NW	d1	d2	d3	d4	L	LI
CSK 060 - FG 06 - 45°	SK 060 - FG 06 - 45°	6	6.7 - 1/4"	4.5	17.3	9	42	24
CSK 060 - FG 10 - 45°	SK 060 - FG 10 - 45°	6	10 - 3/8"	7	17.3	9	42	24
CSK 090 - FG 10 - 45°	SK 090 - FG 10 - 45°	9	10 - 3/8"	7.5	23.3	13.6	52.3	28
CSK 090 - FG 13 - 45°	SK 090 - FG 13 - 45°	9	12.7 - 3/8"	10	23.3	13.6	52.3	28
CSK 190 - FG 19 - 45°	SK 190 - FG 19 - 45°	13	19 - 3/4"	15	31	19	76.5	38



**COUPLINGS, MULTICOUPLINGS & MOULD COOLING PRODUCTS**

**SERIE 059,060,090,190**

**KUPPLUNGEN, MULTIKUPPLUNGEN & KÜHLUNGSELEMENTE FÜR WERKZEUGE**



Push-Lock hose tail socket 90°  
Kupplung mit 90°  
Schnellsteck - Schlauchtülle

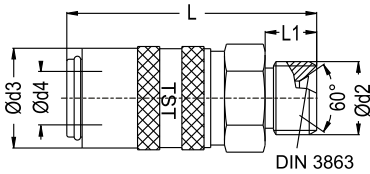


With Valve / Mit Ventil  
Order No / Bestellnr.



Without Valve / Ohne Ventil  
Order No / Bestellnr.

With Valve / Mit Ventil Order No / Bestellnr.	Without Valve / Ohne Ventil Order No / Bestellnr.	NW	d1	d2	d3	d4	L	LI
CSK 060 - FG 06 - 90°	SK 060 - FG 06 - 90°	6	6.7 - 1/4"	4.5	17.3	9	42	24
CSK 060 - FG 10 - 90°	SK 060 - FG 10 - 90°	6	10 - 3/8"	7.5	17.3	9	42	24
CSK 090 - FG 10 - 90°	SK 090 - FG 10 - 90°	9	10 - 3/8"	7.5	23.3	13.6	52.3	28
CSK 090 - FG 13 - 90°	SK 090 - FG 13 - 90°	9	12.7 - 1/2"	10	23.3	13.6	52.3	28
CSK 190 - FG 19 - 90°	SK 190 - FG 19 - 90°	13	19 - 3/4"	15	11	19	76.5	38



Cylindrical Male Thread socket  
Kupplung mit Aussengewinde zylindrisch

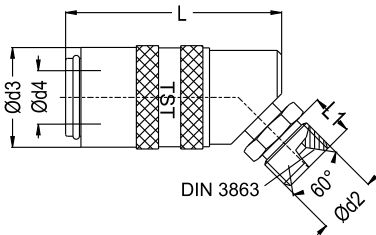


With Valve / Mit Ventil  
Order No / Bestellnr.



Without Valve / Ohne Ventil  
Order No / Bestellnr.

With Valve / Mit Ventil Order No / Bestellnr.	Without Valve / Ohne Ventil Order No / Bestellnr.	NW	d2	d3	d4	L	LI	SW
CSK 060 - EGM 10	SK 060 - EGM 10	6	M10x1.0	17	9	48	11	17
CSK 060 - EG 13	SK 060 - EG 13	6	BSP 1/4"	17.3	9	47	11	17
CSK 060 - EGM 14	SK 060 - EGM 14	6	M14x1.5	17.3	9	47	11	17
CSK 060 - EG 17	SK 060 - EG 17	6	BSP 3/8"	17.3	9	47	11	17
CSK 090 - EGM 16	SK 090 - EGM 16	9	M16x1.5	23.3	13	51.3	11	21
CSK 090 - EG 17	SK 090 - EG 17	9	BSP 3/8"	23.3	13.6	51.3	11	21
CSK 090 - EG 21	SK 090 - EG 21	9	BSP 1/2"	23.3	13.6	51.3	14	21
CSK 190 - EG 21	SK 190 - EG 21	13	BSP 1/2"	31	19.6	75	14	30
CSK 190 - EGM 24	SK 190 - EGM 24	13	M24x1.5	31	19	77	16	30



Cylindrical Male Thread socket 45°  
Kupplung mit 45° Aussengewinde zylindrisch



With Valve / Mit Ventil  
Order No / Bestellnr.

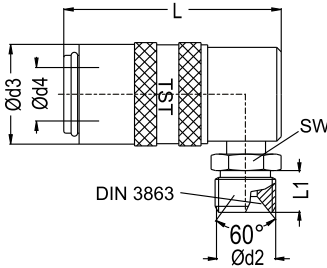
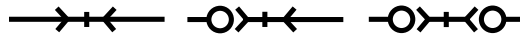


Without Valve / Ohne Ventil  
Order No / Bestellnr.

With Valve / Mit Ventil Order No / Bestellnr.	Without Valve / Ohne Ventil Order No / Bestellnr.	NW	d2	d3	d4	L	LI	SW
CSK 060 - EG 13 - 45°	SK 060 - EG 13 - 45°	6	BSP 1/4"	17.3	9	42	11	14
CSK 060 - EGM 14 - 45°	SK 060 - EGM 14 - 45°	6	M14x1.5	17.3	9	42	11	17
CSK 060 - EG 17 - 45°	SK 060 - EG 17 - 45°	6	BSP 3/8"	17.3	9	42	11	17
CSK 090 - EG 17 - 45°	SK 090 - EG 17 - 45°	9	BSP 3/8"	23.3	13.6	52.3	11	17
CSK 090 - EGM 16 - 45°	SK 090 - EGM 16 - 45°	9	M16x1.5	23.3	13.6	52.3	11	17
CSK 090 - EG 21 - 45°	SK 090 - EG 21 - 45°	9	BSP 1/2"	23.3	13.6	52.3	11	21
CSK 190 - EG 21 - 45°	SK 190 - EG 21 - 45°	13	BSP 1/2"	31	19	76.5	16	22
CSK 190 - EGM 24 - 45°	SK 190 - EGM 24 - 45°	13	M24x1.5	31	19	76.5	16	14

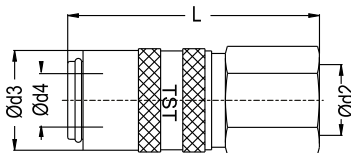
**COUPLINGS, MULTICOUPLINGS & MOULD COOLING PRODUCTS**

KUPPLUNGEN, MULTIKUPPLUNGEN & KÜHLUNGSELEMENTE FÜR WERKZEUGE **SERIE 059,060,090,190**



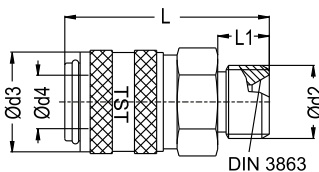
Cylindrical Male Thread socket 90°  
Kupplung mit 90° Aussengewinde zylindrisch

With Valve / Mit Ventil Order No / Bestellnr.	Without Valve / Ohne Ventil Order No / Bestellnr.	NW	d2	d3	d4	L	LI	SW
CSK 060 - EG 13 - 90°	SK 060 - EG 13 - 90°	6	BSP 1/4"	17.3	9	42	11	14
CSK 060 - EGM 14 - 90°	SK 060 - EGM 14 - 90°	6	M14x1.5	17.3	9	42	11	17
CSK 060 - EG 17 - 90°	SK 060 - EG 17 - 90°	6	BSP 3/8"	17.3	9	42	11	17
CSK 090 - EG 17 - 90°	SK 090 - EG 17 - 90°	9	BSP 3/8"	23.3	13.6	52.3	11	17
CSK 090 - EGM 16 - 90°	SK 090 - EGM 16 - 90°	9	M16x1.5	23.3	13.6	52.3	11	17
CSK 090 - EG 21 - 90°	SK 090 - EG 21 - 90°	9	BSP 1/2"	23.3	13.6	52.3	11	21
CSK 190 - EG 21 - 90°	SK 190 - EG 21 - 90°	13	BSP 1/2"	31	19	76.5	16	22
CSK 190 - EGM 24 - 90°	SK 190 - EGM 24 - 90°	13	M24x1.5	31	19	76.5	16	24



Female Thread socket  
Kupplung mit Innengewinde

With Valve / Mit Ventil Order No / Bestellnr.	Without Valve / Ohne Ventil Order No / Bestellnr.	NW	d2	d3	d4	L	LI	SW
CSK 060 - DGM 10	SK 060 - DGM 10	6	M10x1.0	17	9	44	9	17
CSK 060 - DG 13	SK 060 - DG 13	6	BSP 1/4"	17.3	9	47	11	17
CSK 060 - DGM 14	SK 060 - DGM 14	6	M14x1.5	17.3	9	47	11	17
CSK 060 - DG 17	SK 060 - DG 17	6	BSP 3/8"	17.3	9	47	11	17
CSK 090 - DGM 16	SK 090 - DGM 16	9	M16x1.5	23.3	13.6	48	9	21
CSK 090 - DG 17	SK 090 - DG 17	9	BSP 3/8"	23.3	13.6	48	9	21
CSK 090 - DG 21	SK 090 - DG 21	9	BSP 1/2"	23.3	13.6	50.3	12	24
CSK 190 - DG 21	SK 190 - DG 21	13	BSP 1/2"	31	19	77	14	30
CSK 190 - DGM 24	SK 190 - DGM 24	13	M24x1.5	31	19	77	16	30
CSK 190 - DG 26	SK 190 - DG 26	13	BSP 3/4"	31	19	77	18	30



Cylindrical Male Thread socket (Short type)  
Kupplung mit Aussengewinde zylindrisch  
(kurze Version)

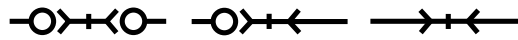
With Valve / Mit Ventil Order No / Bestellnr.	NW	d2	d3	d4	L	LI	SW
060 - EG 13	6	BSP 1/4"	18.3	9	39	9	17
090 - EG 17	9	BSP 3/8"	23	13.6	38	9	21



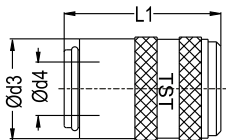
COUPLINGS, MULTICOUPLINGS & MOULD COOLING PRODUCTS

SERIE 059,060,090,190

KUPPLUNGEN, MULTIKUPPLUNGEN & KÜHLUNGSELEMENTE FÜR WERKZEUGE

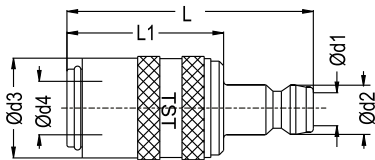


Blind Socket / Blindkupplung



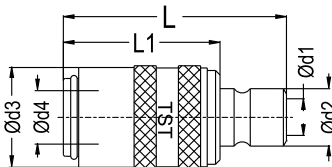
Order No / Bestellnr.	NW	d3	d4	LI
060 KTG 00	6	17.3	9	34
090 KTG 00	9	23	13,6	39.5

Adapting Socket with 060 - 090 Plugs  
Adapterkupplung mit Nippel



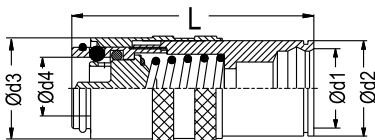
With Valve / Mit Ventil Order No / Bestellnr.	Without Valve / Ohne Ventil Order No / Bestellnr.	NW	d1	d2	d3	d4	L	LI
CSK 060 AU 090	SK 060 AU 090	6	9	13.5	18.2	9	46	32
CSK 090 AU 060	SK 090 AU 060	9	6	9	23.3	13.6	50.3	36.1

Adapting Socket With 6 - 9 Plugs  
Adapterkupplung mit Nippel



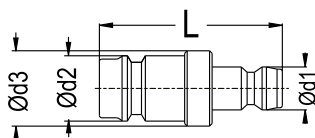
With Valve / Mit Ventil Order No / Bestellnr.	Without Valve / Ohne Ventil Order No / Bestellnr.	NW	d1	d2	d3	d4	L	LI
CSK 060 AU 06	SK 060 AU 06	6	6	9.4	18	9	46	32
CSK 090 AU 09	SK 090 AU 09	9	9	13.5	23.3	13.6	50.3	36.2

Adapting Socket with 100.08 Plug  
Adapterkupplung mit Buchse



With Valve / Mit Ventil Order No / Bestellnr.	Without Valve / Ohne Ventil Order No / Bestellnr.	NW	d1	d2	d3	d4	L
CSK 060 AU 100.08	SK 060 AU 100.08	6	17	21	18	9	51
CSK 090 AU 100.08	SK 090 AU 100.08	9	17	21	23	13.6	58.3

Adapting Plug 060 - 090  
Adaptornippel 060 - 090




Order No / Bestellnr.	d1	d3	d2	L
060 HEF 090	9	13	13.45	38
060 HEF 060	9	9	11	34
090 HEF 00	13.45	13	13.45	40

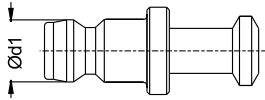


COUPLINGS, MULTICOUPLINGS &  
MOULD COOLING PRODUCTS

KUPPLUNGEN, MULTIKUPPLUNGEN & SERIE 059,060,090,190  
KÜHLUNGSELEMENTE FÜR WERKZEUGE

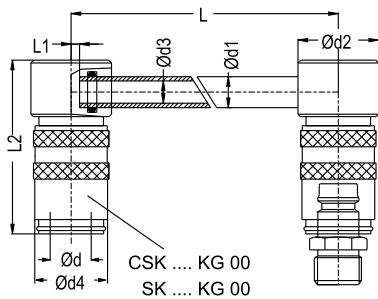


Stop Plug / Blindnippel



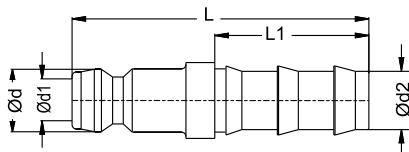
Order No / Bestellnr.	dI
059 KTU 00	5
060 KTU 00	9
090 KTU 00	13
190 KTU 00	19

Diverting Socket / Umlenk Kupplungen



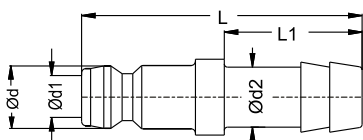
With Valve / Mit Ventil Order No / Bestellnr.	Without Valve / Ohne Ventil Order No / Bestellnr.	d	dI	d2	d3	d4	t	h	L	LI	L2
CSK 060 - KG 125	SK 060 - KG 125	9	8	20	6	17.3	18	29	125	0	44
CSK 060 - KG 250	SK 060 - KG 250	9	8	20	6	17.3	18	29	250	0	44
CSK 060 - KG 500	SK 060 - KG 500	9	8	20	6	17.3	18	29	500	0	44
CSK 090 - KG 125	SK 090 - KG 125	13.5	10	26	8	23	18	39	125	2	53
CSK 090 - KG 250	SK 090 - KG 250	13.5	10	26	8	23	18	39	250	2	53
CSK 090 - KG 500	SK 090 - KG 500	13.5	10	26	8	23	18	39	500	2	53
CSK 190 - KG 160	SK 190 - KG 160	19	14	36	12	31	36	54	160	3	80
CSK 190 - KG 315	SK 190 - KG 315	19	14	36	12	31	36	54	315	3	80
CSK 190 - KG 500	SK 190 - KG 500	19	14	36	12	31	36	54	500	3	80

Push-Lock Hose Plug  
Stecknippel mit  
Schnellsteck - Schlauchtülle



Order No / Bestellnr.	NW	d	dI	d2	LI	L
060 FU 10	6	9	6	10 - 3/8"	24	44
060 FU 13	6	9	6	12.7 - 1/2"	28	45
090 FU 10	9	13.5	9	10 - 3/8"	24	43
090 FU 13	9	13.5	9	12.7 - 1/2"	28	47
190 FU 13	13	19	13	13 - 1/2"	28	60
190 FU 19	13	19	13	19 - 3/4"	38	70

Standard Hose Plug  
Standard Schlauchtülle



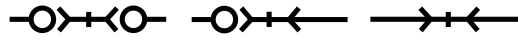
Order No / Bestellnr.	NW	d	dI	d2	LI	L
059 HU 05	5	5	2.5	5	13	26
060 HU 06	6	9	6	6 - 1/4"	17.3	37
060 HU 08	6	9	6	8 - 5/16"	17.3	37
060 HU 09	6	9	6	9 - 5/14"	17.3	37
060 HU 10	6	9	6	10 - 3/8"	17.3	37
060 HU 13	6	9	6	13 - 1/2"	23.3	43
090 HU 10	9	13.5	9	10 - 3/8"	23.3	39
090 HU 13	9	13.5	9	13 - 1/2"	23.3	40
190 HU 13	13	19	13	13 - 1/2"	23.3	53
190 HU 19	13	19	13	19 - 3/4"	32	60



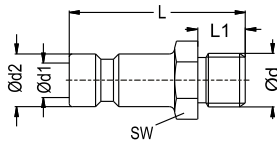
COUPLINGS, MULTICOUPLINGS & MOULD COOLING PRODUCTS

SERIE 059,060,090,190

KUPPLUNGEN, MULTIKUPPLUNGEN & KÜHLUNGSELEMENTE FÜR WERKZEUGE

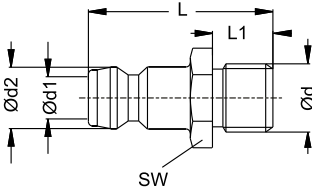


Plug with male thread ( 059 serie )  
Nippel mit Aussengewinde ( 059 serie )



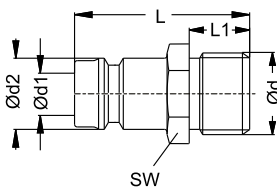
Order No / Bestellnr.	Ød	dI	d2	SW	L	LI
059 EUM 5	M5x0.50	2.5	5	7	5	18
059 EUM 8	M8x0.75	2.5	5	11	8	21

Plug with male thread ( 060 serie )  
Nippel mit Aussengewinde ( 060 serie )



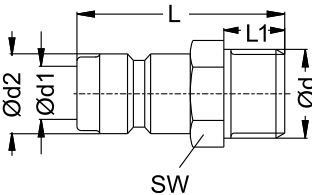
Order No / Bestellnr.	Ød	dI	d2	SW	L	LI
060 EUM 8	M8x0.75	4.5	9	11	7	24
060 EUM 10	M10x1.0	6	9	11	7	24
060 EUM 10-1.5	M10x1.5	6	9	11	8	25
060 EU 10	BSP 1/8"	6	9	11	7	24
060 EU 13	BSP 1/4"	6	9	14	9	26
060 EUM 14	M14x1.5	6	9	14 <sup>14</sup>	9	26
060 EU 17	BSP 3/8"	6	9	17 <sup>14</sup>	9	26

Plug with male thread ( 090 serie )  
Nippel mit Aussengewinde ( 090 serie )



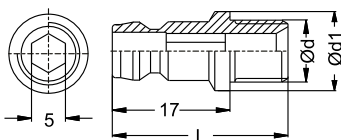
Order No / Bestellnr.	Ød	dI	d2	SW <sup>14</sup>	L	LI
090 EU 10	BSP 1/8"	9	13.5	15	7	26
090 EUM 10	M10x1.0	9	13.5	17	7	26
090 EUM 10x1.5	M10x1.5	9	13.5	17	9	28
090 EUM 12	M12x1.5	9	13.5	21	9	30
090 EU 13	BSP 1/4"	9	13.5		9	28
090 EUM 14	M14x1.5	9	13.5		9	29
090 EUM 16	M16x1.5	9	13.5		9	29
090 EU 17	BSP 3/8"	9	13.5		9	28
090 EU 21	BSP 1/2"	9	13.5		12	31

Plug with male thread  
Nippel mit Aussengewinde



Order No / Bestellnr.	Ød	dI	d2	SW	L	LI
190 EU 21	BSP 1/2"	13	19	22	12	47
190 EUM 24	M24x1.5	13	19	27	16	51
190 EU 26	BSP 3/4"	13	19	27	16	51

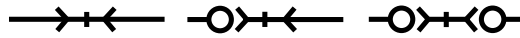
Inner hex. Plugs for 060 Serie  
Nippel mit Innensechskant



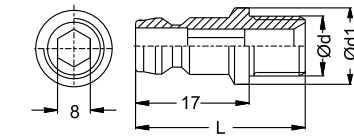
Order No / Bestellnr.	Ød	dI	L
060 AUM 08	M8x0.75	10	24
060 AUM 10	M10x1.0	13	24
060 AUG 10	BSP 1/8"	13	24
060 AUG 13	BSP 1/4"	13.5	27

COUPLINGS, MULTICOUPLINGS &  
MOULD COOLING PRODUCTS

KUPPLUNGEN, MULTIKUPPLUNGEN & KÜHLUNGSELEMENTE FÜR WERKZEUGE **SERIE 059,060,090,190**

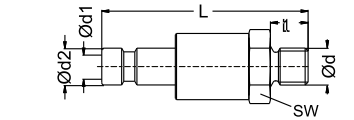


Inner hex, Plugs for 090 Serie  
Nippel mit Innensechskant



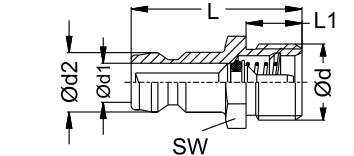
Order No / Bestellnr.	Ød	dI	L
090 AUM 14	M14x1.5	14.5	26
090 AUG 13	BSP 1/4"	13.5	26
090 AUG 17	BSP 3/8"	17	26

Plug with valve (059 serie)  
Verschlussnippel (059 serie)



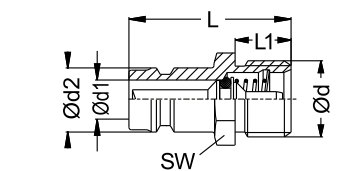
Order No / Bestellnr.	Ød	dI	d2	L	LI	SW
059 EUBM 5	M5x0.50	2.7	5	28	5	9
059 EUBM 8	M8x0.75	2.7	5	30	7	9

Plug with valve (060 serie)  
Verschlussnippel (060 serie)



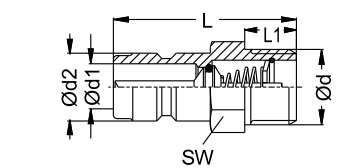
Order No / Bestellnr.	Ød	dI	d2	L	LI	SW
060 EUB 13	BSP 1/4"	6	9	28	11	14
060 EUBM 14	M14x1.5	6	9	28	11	14
060 EUB 17	BSP 3/8"	6	9	28	11	17

Plug with valve (090 serie)  
Verschlussnippel (090 serie)



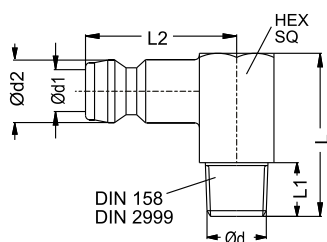
Order No / Bestellnr.	Ød	dI	d2	L	LI	SW
090 EUB 13	BSP 1/4"	9	13.5	30	12	14
090 EUBM 14	M14x1.5	9	13.5	30	12	15
090 EUBM 16	M16x1.5	9	13.5	30	12	17
090 EUB 17	BSP 3/8"	9	13.5	30	12	17

Plug with valve (190 serie)  
Verschlussnippel (190 serie)



Order No / Bestellnr.	Ød	dI	d2	L	LI	SW
190 EUB 21	BSP 1/2"	13	19	51	14.4	22
190 EUBM 24	M24x1.5	13	19	51	14.4	27
190 EUB 26	BSP 3/4"	13	19	51	14.4	27

Angle Plug with 90°  
Winkel-nippel mit 90°



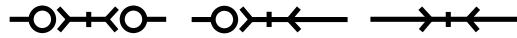
Order No / Bestellnr.	Ød	dI	d2	SW (SQ)	L	LI	L2
059 EUM 5 - 90°	M5x0.50	6	5	10	15.5	5	14.5
059 EUM 8 - 90°	M8x0.75	6	5	10	17.5	7	14.5
060 EUM 8 - 90°	M8x0.75	6	9	11	27	9	23
060 EUM 10 - 90°	M10x1.0	6	9	11	27	9	23
060 RU 10 - 90°	BSPT 1/8"	6	9	11	27	9	23
060 RU 13 - 90°	BSPT 1/4"	6	9	15	34	12	27.5
060 EUM 14 - 90°	M14x1.5	6	9	15	34	12	27.5
060 RU 17 - 90°	BSPT 3/8"	6	9	17	34	12	23
090 RU 13 - 90°	BSPT 1/4"	9	13.5	15	34	11	24.5
090 EUM 14 - 90°	M14x1.5	9	13.5	15	34	12	25.5
090 RU 17 - 90°	BSPT 3/8"	9	13.5	17	34	12	27
190 RU 21 - 90°	BSPT 1/2"	13	19	25	47	15	42
190 EUM 24 - 90°	M24x1.5	13	19	24	47	16	42



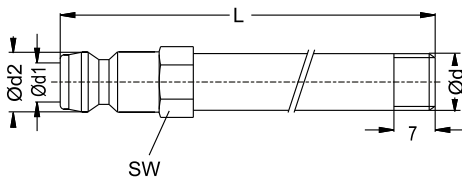
COUPLINGS, MULTICOUPLINGS & MOULD COOLING PRODUCTS

SERIE 059,060,090,190

KUPPLUNGEN, MULTIKUPPLUNGEN & KÜHLUNGSELEMENTE FÜR WERKZEUGE

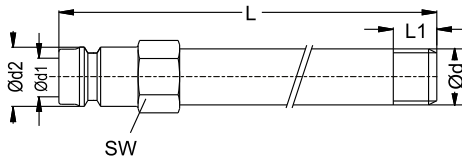


Extension plug with thread ( 060 serie )  
Verlängerungsnippel mit Gewinde (060 serie)



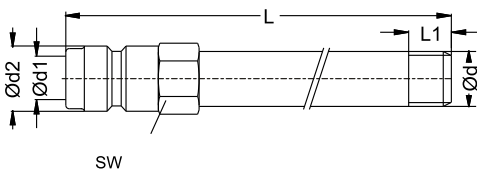
Order No / Bestellnr.	Ød	d1	d2	SW	LI	Extension tube / Verlängerung		
						L60	L100	L150
060 EUM 8 x L	M8x0.75	5	9	11	7	60	100	150
060 EUM 10 x L	M10x1.0	6	9	11	7	60	100	150
060 EUM 10x1.5 x L	M10x1.5	6	9	14	9	60	100	150
060 EU 10 x L	BSP 1/8"	6	9	15	7	60	100	150
060 EU 13 x L	BSP 1/4"	6	9	17	9	60	100	150
060 EUM 14 x L	M14x1.5	6	9		10	60	100	150
060 EU 17 x L	BSP 3/8"	6	9		9	60	100	150

Extension plug with thread ( 090 serie )  
Verlängerungsnippel mit Gewinde ( 090 serie )



Order No / Bestellnr.	Ød	d1	d2	SW	LI	Extension tube / Verlängerung		
						L60	L100	L150
090 EU 10 x L	BSP 1/8"	9	13.5	14	7	60	100	150
090 EUM 10 x L	M10x1.0	9	13.5	14	8	60	100	150
090 EUM 10x1.5 x L	M10x1.5	9	13.5	14	10	60	100	150
090 EUM 12 x L	M12x1.5	9	13.5	14	10	60	100	150
090 EU 13 x L	BSP 1/4"	9	13.5	14	9	60	100	150
090 EUM 14 x L	M14x1.5	9	13.5	15	10	60	100	150
090 EUM 16 x L	M16x1.5	9	13.5	17	13	60	100	150
090 EU 17 x L	BSP 3/8"	9	13.5	17	9	60	100	150
090 EU 21 x L	BSP 1/2"	9	13.5	21	12	60	100	150

Extension plug with thread ( 190 serie )  
Verlängerungsnippel mit Gewinde ( 190 serie )




Order No / Bestellnr.	Ød	d1	d2	SW	LI	Extension tube / Verlängerung		
						L60	L100	L150
190 EU 21 x L	BSP 1/2"	13	19	22	12	250	500	800
190 EUM 24 x L	M24x1.5	13	19	27	15	250	500	800
190 EU 26 x L	BSP 3/4"	13	19	27	16	250	500	800

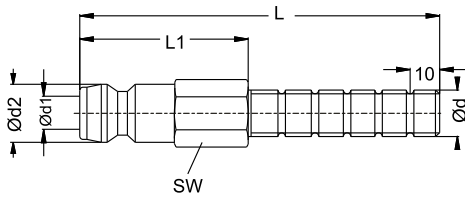
COUPLINGS, MULTICOUPLINGS &  
MOULD COOLING PRODUCTS

KUPPLUNGEN, MULTIKUPPLUNGEN &  
KÜHLUNGSELEMENTE FÜR WERKZEUGE

SERIE 059,060,090,190

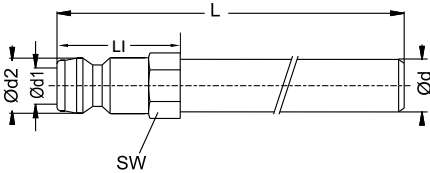


Long threaded plugs ( 060 - 090 serie )  
Gewindestecker ( 060 - 090 serie )



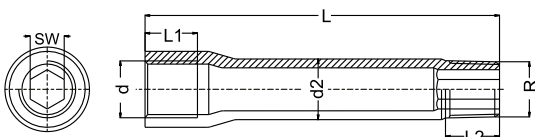
Order No / Bestellnr.	Type	Ød	d1	d2	SW	LI	L2
060 BLM 10x100	060	M10x1.0	6	9	11	40	100
060 BL 10x100	060	BSP 1/8"	6	9	11	40	100
060 BL 13x100	060	BSP 1/4"	6	9	14	40	100
060 BLM 14x100	060	M14x1.5	6	9	14	40	100
060 BL 17x100	060	BSP 3/8"	6	9	17	40	100
090 BLM 10x100	090	M10x1.0	9	13.5	14	40	100
090 BL 10x100	090	BSP 1/8"	9	13.5	14	40	100
090 BL 13x100	090	BSP 1/4"	9	13.5	14	40	100
090 BLM 14x100	090	M14x1.5	9	13.5	14	40	100
090 BLM 16x100	090	M16x1.5	9	13.5	17	40	100
090 BL 17x100	090	BSP 3/8"	9	13.5	17	40	100

Extension Plug without thread  
Verlängerungsniessel ohne Gewinde



Order No / Bestellnr.	Type	Ød	d1	d2	SW	LI	L2
060 BU 63	060	8	6	9	9	21	63
060 BU 100	060	10	6	9	11	21	100
060 BU 120	060	10	6	9	11	21	120
060 BU 240	060	10	6	9	11	21	240
060 BU 360	060	10	6	9	11	21	360
090 BU 150	090	14	9	13.5	15	22	150
090 BU 300	090	14	9	13.5	15	22	300
090 BU 450	090	14	9	13.5	15	22	450
190 BU 500	190	21	13	19	22	35	500
190 BU 800	190	21	13	19	22	35	800

Steel Extension Tube  
Verlängerungsniessel aus Stahl



Order No / Bestellnr.		d	R	d2	L	LI	L2	SW
BSP / BSPT	NPT / NPT							
R 10 BU 50	N 10 BU 50	1/8"	1/8"	10	50	12	10	5
R 10 BU 75	N 10 BU 75	1/8"	1/8"	10	75	12	10	5
R 10 BU 100	N 10 BU 100	1/8"	1/8"	10	100	12	10	5
R 10 BU 125	N 10 BU 125	1/8"	1/8"	10	125	12	10	5
R 13 BU 50	N 13 BU 50	1/4"	1/4"	14	50	12	11	8
R 13 BU 75	N 13 BU 75	1/4"	1/4"	14	75	12	11	8
R 13 BU 100	N 13 BU 100	1/4"	1/4"	14	100	12	11	8
R 13 BU 125	N 13 BU 125	1/4"	1/4"	14	125	12	11	8
R 13 BU 150	N 13 BU 150	1/4"	1/4"	14	150	12	11	8

Spare O-Rings / Ersatz O-Ring ( NBR )



Order No / Bestellnr.	Serie	Temperature
CG 060 N	TST 060	
CG 090 N	TST 090	-20° / 100° C
CG 190 N	TST 190	-4° F / +212° F

Spare O-Rings / Ersatz O-Ring ( V )



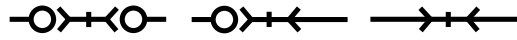
Order No / Bestellnr.	Serie	Temperature
CG 060 V	TST 060	
CG 090 V	TST 090	-20° / 200° C
CG 190 V	TST 190	-14° F / +392° F



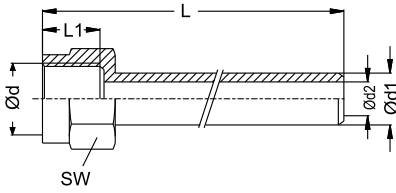
COUPLINGS, MULTICOUPLINGS & MOULD COOLING PRODUCTS

SERIE 059,060,090,190

KUPPLUNGEN, MULTIKUPPLUNGEN & KÜHLUNGSELEMENTE FÜR WERKZEUGE

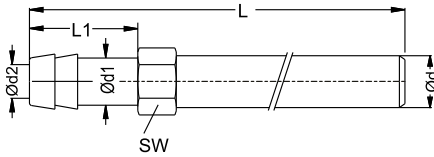


Sealing plug extension /  
Dichtungsnippel mit Verlängerung



Order No / Bestellnr.	Ød	d1	d2	LI	t	SW	L
UN M 14 - 120	M14x1.5	10	6	12	15.5	17	120
UN M 14 - 240	M14x1.5	10	6	12	15.5	17	240
UN M 16 - 150	M16x1.5	14	9	12	15.5	22	150
UN M 16 - 300	M16x1.5	14	9	12	15.5	22	300
UN M 24 - 500	M24x1.5	21	13	16	21	30	500
UN M 24 - 800	M24x1.5	21	13	16	21	30	800

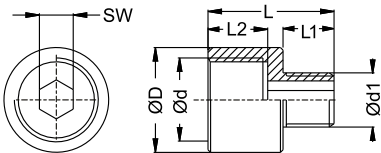
Hose tail extension  
Schlauchtülle Verlängerung



Material : Brass - Messing

Order No / Bestellnr.	Ød	d2	d1	LI	SW	L
BHE 120	10	6	9		11	120
BHE 240	10	6	9		11	240
BHE 360	10	6	9		11	360
BHE 150	14	9	13.3		15	150
BHE 300	14	9	13.3		15	300
BHE 450	14	9	13.3		15	450
BHE 500	21	13	19.3		22	500

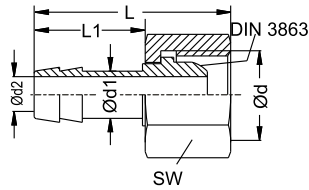
Cylindrical reduction  
Reduziernippel



Material : Brass - Messing

Order No / Bestellnr.	Ød	Ød1	ØD	L	LI	L2	SW
BDM 14/10	M14x1.5	M10x1	17	22	6	12	6
BDM 13/10	BSP 1/4"	BSP 1/8"	17	22	6	12	6
BDM 16/14	M16x1.5	M14x1.5	20	24	9	12	8
BDM 17/13	BSP 3/8"	BSP 1/4"	20	24	9	12	8

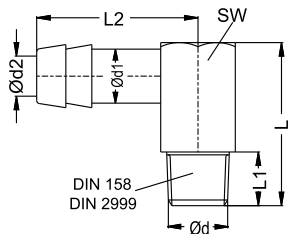
Hose tail + Nut  
Schlauchtüllen + Überwurfmutter



Material : Brass - Messing

Order No / Bestellnr.	Ød	d1	d2	LI	L	SW
SN 14	M14x1.5	9	6	17.3	31.3	17
SN 13	BSP 1/4"	9	6	17.3	31.3	17
SN 16	M16x1.5	13	9	23	37	19
SN 17	BSP 3/8"	13	9	23	37	19
SN 24	M24x1.5	19	15	33	47	30
SN 26	BSP 3/4"	19	13	31	55	30

Angle Nippel [ 90° ]  
Winkelrippel [ 90° ]



Material : Brass - Messing

Order No / Bestellnr.	Ød	d1	d2	L	LI	L2	SW
AHE M8	M8x0.75	9	6	27	9	23.4	11
AHE M10	M10x1	9	6	27	9	23.4	11
AHE 10	BSPT 1/8"	9	6	27	9	23.4	11
AHE M14	M14x1.5	13	9	34	12	33	15
AHE 13	BSPT 1/4"	13	9	34	12	33	15
AHE M24	M24x1.4	19	13	47	16	41.5	24
AHE 21	BSPT 1/2"	19	13	47	16	54	30

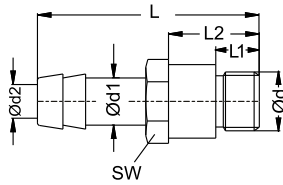
COUPLINGS, MULTICOUPLINGS &  
MOULD COOLING PRODUCTS

KUPPLUNGEN, MULTIKUPPLUNGEN &  
KÜHLUNGSELEMENTE FÜR WERKZEUGE

SERIE 059,060,090,190



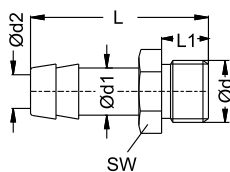
Hose nipple / Nippel mit Schlauchtülle



Material : MS 58 (Brass - Messing)

Order No / Bestellnr.	d	d1	d2	L	LI	L2	SW
UHE M10	M10x1.0	9	6	40.5	7	14	
UHE 10	BSP 1/8"	9	6	40.5	7	14	
UHE M12	M12x1.5	13	8	47	9	16	
UHE M14	M14x1.5	13	9	47	9	20	
UHE 13	BSP 1/4"	13	9	47	9	20	
UHE M24	M24x1.5	19	13	62	12	22	
UHE 21	BSP 1/2"	19.5	13	62	12	22	

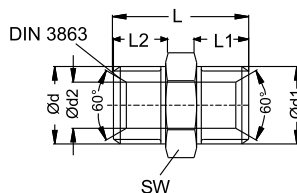
SHE nipple / SHE Nippel



Material : MS 58 (Brass - Messing)

Order No / Bestellnr.	d	d1	d2	L	LI	SW
SHE M8	M8x0,75	9	6	27	6	11
SHE M10	M10x1.0	9	6	28	6	11
SHE 10	BSP 1/8"	9	6	28	7	11
SHE M12	M12x1.5	13	9	38	9	15
SHE 13	BSP 1/4"	13	9	38	10	15
SHE M14	M14x1.5	13	9	38	10	15
SHE M16	M16x1.5	13	9	38	10	17
SHE 17	BSP 3/8"	13	9	38	10	17
SHE M24	M24x1.5	19	13	49	16	27
SHE 21	BSP 1/2"	19	13	46	12	22
SHE 26	BSP 3/4"	19	13	49	16	27

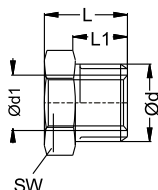
Double nipples / Doppelnippel



Material : MS 58 (Brass - Messing)

Order No / Bestellnr.	d	d1	d2	L	LI	L2	SW
DP 14/14	M14x1,5	M14x1,5	6	23	9	9	17
DP 14/13	M14x1.5	BSP 1/4"	6	23	9	9	17
DP 13/13	BSP 1/4"	BSP 1/4"	6	23	9	9	17
DP 16/16	M16x1.5	M16x1.5	9	23	9	9	17
DP 16/17	M16x1.5	BSP 3/8"	9	23	9	9	19
DP 17/17	BSP 3/8"	BSP 3/8"	9	23	9	9	19
DP 24/24	M24x1.5	M24x1.5	13	40	16	16	27
DP 24/21	M24x1.5	BSP 1/2"	13	36	16	12	27
DP 21/21	BSP 1/2"	BSP 1/2"	13	30	12	12	22
DP 26/26	BSP 3/4"	BSP 3/4"	13	40	16	16	27

Reduction / Reduzierung



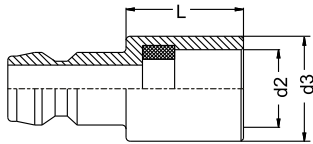
Material : MS 58 (Brass - Messing)

Order No / Bestellnr.	d	d1	L	LI	SW
RD 14/10-1	M14x1,5	M10x1.0	14	9	15
RD 18/14	M18x1.5	M14x1.5	14	9	19
RD 13/10	BSP 1/4"	BSP 1/8"	14	9	14
RD 17/13	BSP 3/8"	BSP 1/4"	13	9	19
RD 21/17	BSP 1/2"	BSP 3/8"	18	12	22
RD 24/16	M24x1.5	M16x1.5	24	16	25
RD 26/21	BSP 3/4"	BSP 1/2"	24	16	27

### COUPLINGS, MULTICOUPLINGS & MOULD COOLING PRODUCTS

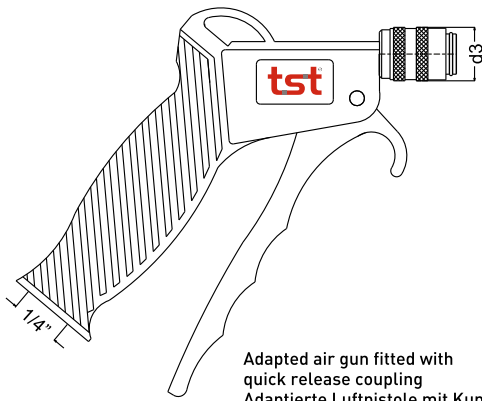
### KUPPLUNGEN, MULTIKUPPLUNGEN & KÜHLUNGSELEMENTE FÜR WERKZEUGE

Adapted Plug / Adaptierter Nippel



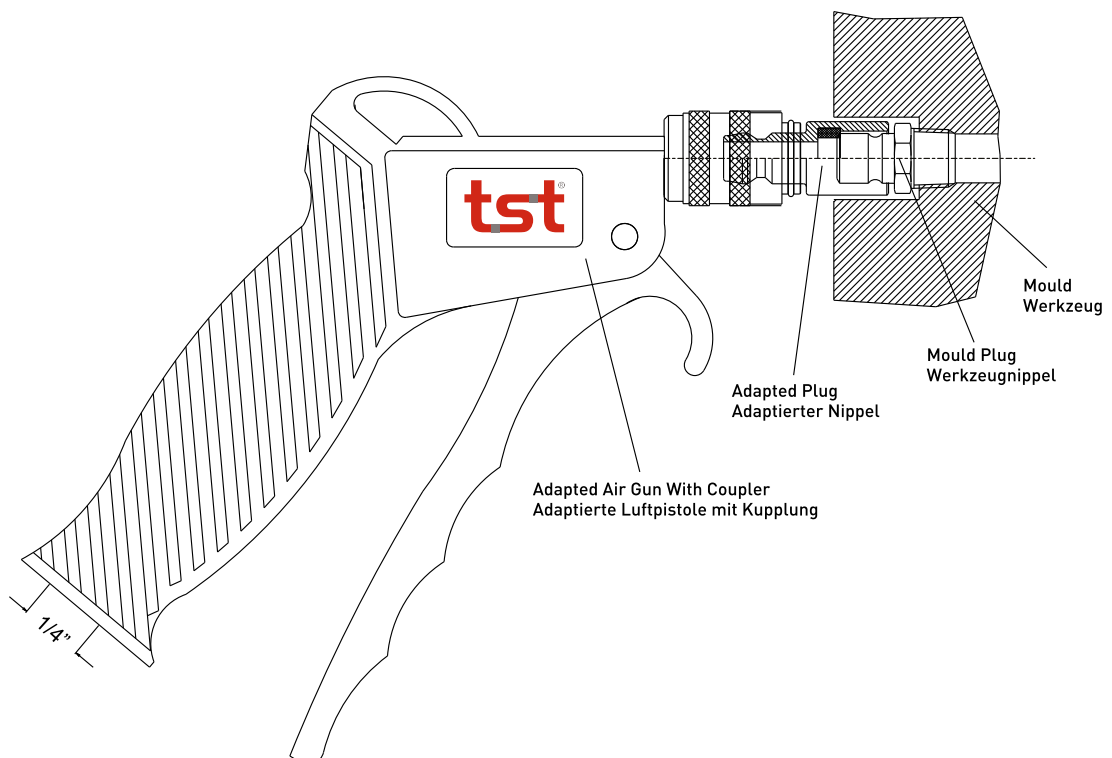
Interchangeable adapter to suit mould plug  
Kompatible Adapter für Werkzeugnippel

Order No / Bestellnr.	d2	d3	L
060 HTU 00	9.1	13.5	15.3
090 HTU 00	13.6	18	15.3



Adapted air gun fitted with quick release coupling  
Adaptierte Luftpistole mit Kupplung

Order No / Bestellnr.	d3
TSW00	18



Adapted Air Gun With Coupler  
Adaptierte Luftpistole mit Kupplung



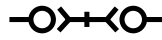
**COUPLINGS, MULTICOUPLINGS & MOULD COOLING PRODUCTS**

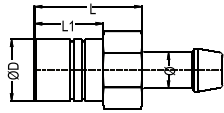
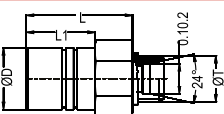
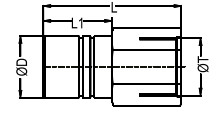
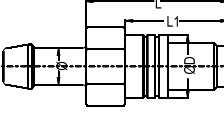
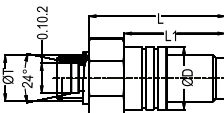
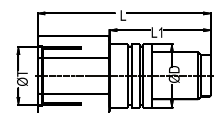
KUPPLUNGEN, MULTIKUPPLUNGEN & KÜHLUNGSELEMENTE FÜR WERKZEUGE

**SERIE 093**



**MANIFOLD COUPLERS MULTIKUPPLUNGEN**



Couplings / Kupplung	Body Size Größen	Connection Anschlüsse	Order No / Bestellnr.	ØD	L	LI	SW
 Hose Tail Shut-off Coupler Kupplung mit Schlauchtülle	08	Ø10	093.08 HGB 10	37.8	37	24	24
	08	Ø13	093.08 HGB 13	37.8	37	24	24
 Male Threaded Self Sealing Coupler Kupplung mit Außengewinde	08	M16x1.5	093.08 EGBM 16-10	21.5	37	24	24
	08	BSP 3/8"	093.08 EGB 17	21.5	37	24	24
 Female Threaded Shut-off Coupler Kupplung mit Innengewinde	08	M16x1.5	093.08 DGBM 16	21.5	48	24	24
	08	BSP 3/8"	093.08 DGB 17	21.5	48	24	24
<b>Plugs / Nippel</b>							
 Hose Tail Shut-off Plug Verschlussnippel mit Schlauchtülle	08	Ø10	093.08 HUB 10	22	47.5	33.5	24
	08	Ø13	093.08 HUB 13	22	47.5	33.5	24
 Male Threaded Self Sealing Plug Verschlussnippel mit Außengewinde	08	M16x1.5	093.08 EUBM 16-10	22	46.5	33.5	24
	08	BSP 3/8"	093.08 EUB 17	22	46.5	33.5	24
 Female Threaded Shut-off Plug Verschlussnippel mit Innengewinde	08	M16x1.5	093.08 DUBM 16	22	57.5	33.5	24
	08	BSP 3/8"	093.08 DUB 17	22	57.5	33.5	24

**Interchangeability - Kompatibilität**  
HASCO Z809 - Z819

**Temperature Range - Temperaturbereich**  
 -20°C, +100°C (-4°F +212°F) With NBR Seal  
 -30°C, +150°C (-22°F +302°F) With EPDM Seal  
 -15°C, +180°C (+5°F +392°F) With FPM Seal  
 0°C, +325°C (+32°F +637°F) With FFKM Seal

**Standard version - Standardversion**  
Seal - Dichtung : Florocarbon FPM (V)

**Working Pressure - Betriebsdruck**  
0 - 15 Bar, ( 0 -217 PSI )

**Flow capacity - Nennweite**  
NW 8 (50.2 mm Sq)

**Options - Optionen**  
S - Stainless Steel - Edelstahl

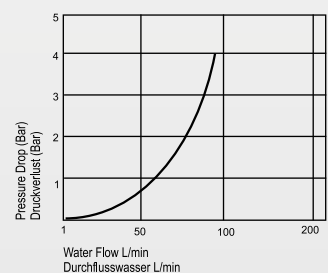
For optional orders please add the symbol of your option end of the order no.  
Bei Bestellungen Kennbuchstabe bitte hinzufügen (Beispiel: 9 EG 13-N - S)

**Material - Material**  
Coupler & Plug body -  
Kupplungsgrundkörper & Nippel : AISI 420 Chrome Steel & Hardened - AISI 420 Chromstahl und gehärtet

Back Part - Rückwartiger : Brass - Messing  
 Valve - Ventil : Brass - Messing  
 Springs - Federn : Stainless Steel - Edelstahl  
 Seals - Dichtungen : Florocarbon FPM (V)

**Applications**  
Multi couplers for the mould  
Robotic tool changer couplers

**Anwendungen**  
Multikupplungssysteme  
Roboter Werkzeugwechselsystem  
Autokupplung

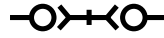




SERIE 098 ■

**COUPLINGS, MULTICOUPLINGS & MOULD COOLING PRODUCTS**

KUPPLUNGEN, MULTIKUPPLUNGEN & KÜHLUNGSELEMENTE FÜR WERKZEUGE



**ROBOTIC COUPLINGS ROBOTER KUPPLUNGEN**

**ROBOTIC TOOL CHANGER COUPLERS  
ROBOTER WERKZEUGWECHSELSYSTEM  
KUPPLUNG**

**Working Pressure - Betriebsdruck**

16 Bar - Standard

100 Bar - Stainless Steel - Edelstahl (AISI 303)

**Standard version - Standardversion**

Seal- Dichtungen : Florocarbon (V)

**Material - Material**

Coupler & Plug body -  
Kupplungsgrundkörper

& Nippel : Brass - Messing

Valve - Ventil : Brass - Messing

Springs - Federn : Stainless Steel -

Edelstahl

Seals - Dichtungen : Florocarbon (V)

**Applications**

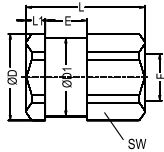
Multi couplers for the mould  
Robotic tool changer couplers.

**Anwendungen**

Multikupplungssysteme  
Roboter Werkzeugwechselsystem  
Autokupplung

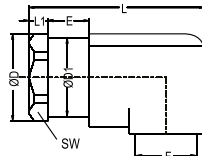
**Couplings  
Kupplung**

Body Size Größen	Connection Anschlüsse F / Ø	Order No Bestellnr.	ØD	ØDI	L	LI	E	SW
---------------------	-----------------------------------	------------------------	----	-----	---	----	---	----



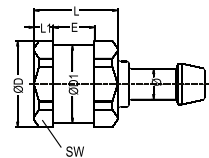
Female Threaded  
Shut-off Coupler  
Kupplung mit Innengewinde

08	BSP 3/8"	098.08 DGB 17	29.5	26.7	40.5	6.5	14.2	27
12	BSP 3/4"	098.12 DGB 26	41.8	37.75	44	6.5	14.2	38



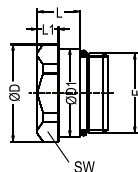
90° Female Threaded  
Shut-off Coupler  
Kupplung mit 90°  
Innengewinde

08	BSP 3/8"	098.08 DGB 17-90	29.5	26.7	50	6.5	14.2	27
12	BSP 3/4"	098.12 DGB 26-90	41.8	37.75	60	6.3	14.2	38



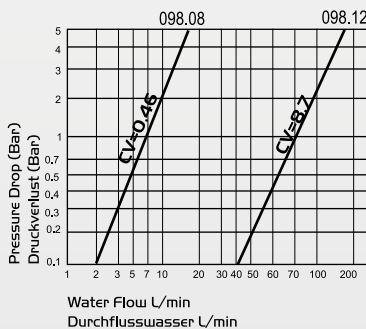
Hose Tail Shut-off Coupler  
Kupplung mit Schlauchtülle

08	Ø 12	098.08 HGB 12	30	30	31.5	6.3	14	27
12	Ø 16	098.12 HGB 16	42	42	35	6.3	14	38



Male Threaded  
Shut-off Coupler  
Kupplung mit Aussengewinde

08	M24x1.5	098.08 EGBM 24	29.5	26.9	13	6.5		27
12	M33x1.5	098.12 EGBM 33	41.6	37.9	13	6.5		38



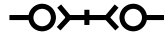
**COUPLINGS, MULTICOUPLINGS & MOULD COOLING PRODUCTS**

KUPPLUNGEN, MULTIKUPPLUNGEN & KÜHLUNGSELEMENTE FÜR WERKZEUGE

**SERIE 098**

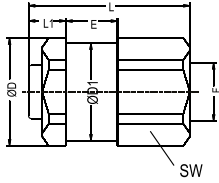


**MANIFOLD & ROBOTIC COUPLINGS ROBOTER MULTIKUPPLUNGEN**



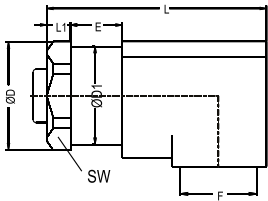
**Nippel Plug**

Body Size Größen	Connection Anschlüsse F / Ø	Order No Bestellnr.	ØD	ØDI	L	LI	E	SW
---------------------	-----------------------------------	------------------------	----	-----	---	----	---	----



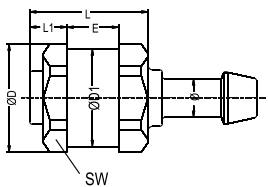
Female Threaded Shut-off Plug  
Nippel mit Innengewinde

08	BSP 3/8"	098.08 DUB 17	29.5	27	46	12	14.2	27
12	BSP 3/4"	098.12 DUB 26	41.5	38	49.5	12	14.2	38



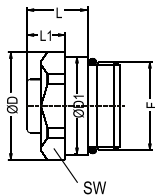
90° Female Threaded Shut-off Plug  
Nippel mit 90° Innengewinde

08	BSP 3/8"	098.08 DUB 17-90	29.5	27	55	12	14.2	27
12	BSP 3/4"	098.12 DUB 26-90	29.5	38	63	12	14.2	38



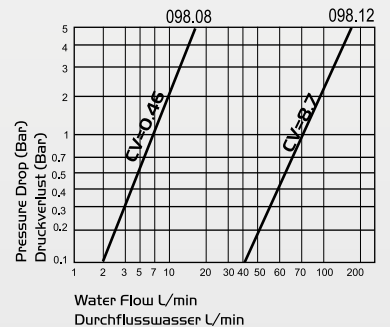
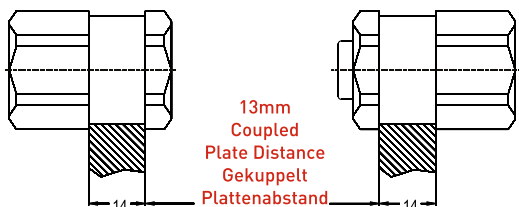
Hose Tail Shut-off Plug  
Nippel mit Schlauchtülle

08	Ø 12	098.08 HUB 12	30	27	36.7	11.5	14	27
12	Ø 16	098.12 HUB 16	42	38	40.5	11.8	14	38



Male Threaded Shut-off Plug  
Nippel mit Aussengewinde

08	M24x1.5	098.08 EUBM 24	29.5	27	18.5	12		27
12	M33x1.5	098.12 EUBM 33	42	38	18.5	12		38





SERIE 100 ■

**COUPLINGS, MULTICOUPLINGS & MOULD COOLING PRODUCTS**

KUPPLUNGEN, MULTIKUPPLUNGEN & KUHLUNGSELEMENTE FÜR WERKZEUGE



**Using Area :**

- On mould temperature control connections lines of plastic, zamak, and aluminium injection press.
- On hot oil lines connection
- On hot, cold or chilled water circuits.

**Anwendungsbereich:**

- Thermische Regulierung von Spritzgussformen für Kunststoff, Zinkdruckguß sowie Aluminiumformen
- Wasseranschlüsse für Heissöleleitungen
- Warme oder kalte Wasserkreisläufe

Mould hot and cold water circuits are quickly and easily identified by red or blue colours installed onto straight or extended sockets.

The TST 100 is quick to operate, reliable and designed for one hand operations. According to internal diameter there are 2 different sizes of TST 100 couplers.

Serie :100.08B = 8.3 mm  
Serie :100.12B = 13 mm

Die Schnellkupplungen der Serie 100 sind schnell und einfach zu koppeln. Sie sind für den Einhandbetrieb entwickelt. Es sind 2 Nennweiten erhältlich:

Serie 100.08B = 8.3 mm  
Serie 100.12B = 13 mm

This new product works perfectly with full flow nipples and valved nipples.

You will be able to have clean working area by the help of this coupling and its valve system.

As we have described below connection variety permits great flexible working conditions.

- Socket with valve / Full flow plug
- Socket with valve / Plug with valve
- Full flow Socket / Plug with valve
- Full flow Socket / Full flow plug

Dieses Serie ist mit und ohne Ventil lieferbar.

Die Verbindungsvielfalt erlaubt grosse und flexible Einsatzmöglichkeiten.

Verschlussystem ermöglicht eine saubere Arbeitsumgebung.


- Stecker mit Ventil / Buchse ohne Ventil
- Stecker mit Ventil / Buchse mit Ventil
- Stecker ohne Ventil / Buchse ohne Ventil
- Stecker ohne Ventil / Buchse mit Ventil

**Coloured Ring for coupling**

In this new system you can easily recognise the fluid is hot or cold. Furthermore; before the connection you can

Heiz und Kühlkreisläufe können schnell und einfach durch rote oder blaue Ringe gekennzeichnet werden. (Die Ringe können direkt an die Stecker oder die Verlängerungen angebracht werden)

• TST 100.08B




With Valve / mit Ventil



Now  
9 Balls  
9 Kugeln

• TST 100.12B



With Valve / mit Ventil



Please add  
B - for Blue  
R - for Red at the end of the order number for identification of the right colour.

Bitte fügen Sie  
B - für Blau  
R - für Rot hinzu

**COUPLINGS, MULTICOUPLINGS & MOULD COOLING PRODUCTS**

**KUPPLUNGEN, MULTIKUPPLUNGEN & KÜHLUNGSELEMENTE FÜR WERKZEUGE**

**SERIE 100**



The TST 100 is quick to operate, reliable and designed for one hand operations. According to internal diameter there are 3 different sizes of TST 100 couplers.

Serie :100.06 = 6 mm  
Serie :100.08 = 8.3 mm  
Serie :100.12 = 13 mm

Die Schnellkupplungen der Serie 100 sind schnell und einfach zu kuppeln. Sie sind für Einhandbetrieb entwickelt. Es sind 3 Nennweiten erhältlich:


Serie 100.06 = 6 mm  
Serie 100.08 = 8.3 mm  
Serie 100.12 = 13 mm

**Anwendungsbereich:**


- Thermische Regulierung von Spritzgussformen für Kunststoff, Zinkdruckguß sowie Aluminiumformen
- Wasseranschlüsse für Heissölleitungen
- Warme oder kalte Wasserkreisläufe

**Using Area :**

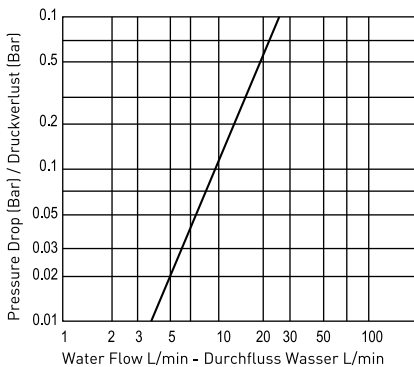
- On mould temperature control connections lines of plastic, zamak, and aluminium injection press.
- On hot oil lines connection
- On hot, cold or chilled water circuits.



**TST 100.06**

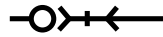


With Valve / mit Ventil



NW : 6  
Max. Pressure( Bar) / Betriebsdruck (Bar) : 10  
Working Tem. / Temperaturbereich : -15 / + 100 °C

**TST 100.08**

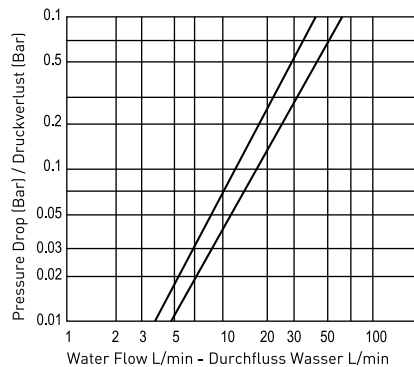


With Valve / mit Ventil

9 balls property secures the coupling and nipple bearing perfectly and also increases the resistance of the contrary pressure



Now  
9 Balls  
9 Kugeln

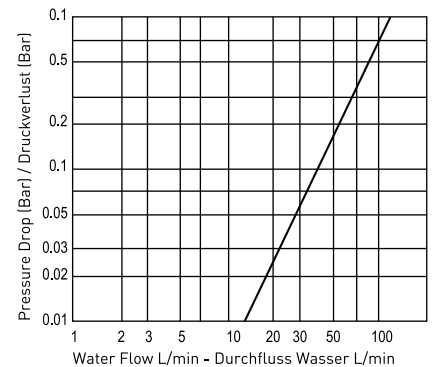


NW : 8.3  
Max. Pressure( Bar) / Betriebsdruck (Bar) : 10  
Working Tem. / Temperaturbereich : -15 / + 100 °C

**TST 100.12**



Now  
9 Balls  
9 Kugeln



NW : 13  
Max. Pressure( Bar) / Betriebsdruck (Bar) : 10  
Working Tem. / Temperaturbereich : -15 / + 100 °C



COUPLINGS, MULTICOUPLINGS & MOULD COOLING PRODUCTS

SERIE 100.06

KUPPLUNGEN, MULTIKUPPLUNGEN & KÜHLUNGSELEMENTE FÜR WERKZEUGE



**Temperature Range - Temperaturbereich**  
-20°C +100°C ( -40°F +250°F )

**Working Pressure - Betriebsdruck**  
0 - 10 bar (0 - 160 PSI)

**Flow capacity - Nennweite**  
NW 6

**Material - Material**

Coupler Body - Kupplungsgrundkörper

: Brass Nickel Plated - Messing Vernickelt

Sleeve - Hülse

: Brass Nickel Plated - Messing Vernickelt

Springs - Federn

: Stainless Steel - Edelstahl

Locking O-Ring - Sprengring

: Stainless Steel - Edelstahl

Balls - Kugeln

: Stainless Steel - Edelstahl

Seals - Dichtungen

: NBR Nitrile (Ni)

Plug - Nippel

: Brass Nickel Plated - Messing Vernickelt

**Standard version - Standardversion**

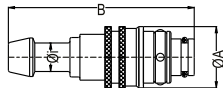
Brass - Messing  
NBR Nitrile (Ni)  
Nickel plated - Vernickelt  
Locking balls 6 units - 6 Kugeln

**Options - Optionen**

V - Seal - FPM FPM Dichtung  
E - EPDM Seal - EPDM Dichtung

For optional orders please add the symbol of your option end of the order no. Bei Bestellungen Kennbuchstabe bitte hinzufügen (Beispiel: 100.06.HG06V)

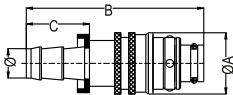
**Plug/Stecker**



Standard hose tail plug  
Stecker mit Schlauchtülle

Connection - Anschlüsse	Order No / Bestellnr.	Dimension in / Abmessungen in (mm)	
		A	B
Ø 6 mm 1/4"	100.06 HGF 06	17	55
Ø 8 mm 5/16"	100.06 HGF 08	17	55

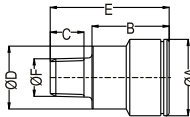
**Plug/Stecker**



Push-lock hose tail plug  
Stecker mit Schnellsteck - Schlauchtülle

Connection - Anschlüsse	Order No / Bestellnr.	Dimension in / Abmessungen in (mm)	
		A	B
Ø 6 mm 1/4"	100.06 FGF 06	17	55
Ø 8 mm 5/16"	100.06 FGF 08	17	55
Ø 10 mm 3/8"	100.06 FGF 10	17	55

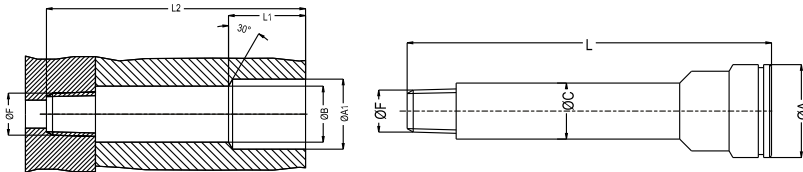
**Socket/Buchse**



Male threaded plug socket  
Buchse mit Aussengewinde

ØF Connection Anschlüsse	Order No / Bestellnr. Without Collar/ Ohne Ring	Dimension in / Abmessungen in (mm)					Allen SW
		A	B	C	D	E	
BSPT 1/8"	100.06 RU 10	17	18.5	10	14	28.5	6
BSPT 1/4"	100.06 RU 13	17	18.5	12	14	30.5	6
NPT 1/8"	100.06 TU 10	17	18.5	10	14	28.5	6
NPT 1/4"	100.06 TU 13	17	18.5	13	14	34.5	6
M10x1.0	100.06 EUM 10-1	17	18.5	10	14	28.5	6

**Extension (conical threaded version BSPT-NPT) / Verlängerungsbuchse ( konisches Gewinde BSPT-NPT )**



Serie	F Thread Gewinde	L min./max.	Order No - Bestellnr. Without Collar Ohne Ring	Assembling Sizes / Abmessungen für die Montage					Allen SW	Torque Drehmoment (m.daN)	
				L1	L2	ØA	ØAI	ØB			ØC
100.06	BSPT 1/8"	33/100	100.06-100-R10	20	L-5.5	17	18.5	11	10.2	6	1
100.06	NPT 1/8"	33/100	100.06-100-T10	20	L-5.5	17	18.5	11	10.2	1/4"	1
100.06	M10x1.0	33/100	100.06-100-M10	20	L-5.5	17	18.5	11	10.2	6	1

**COUPLINGS, MULTICOUPLINGS & MOULD COOLING PRODUCTS**

KUPPLUNGEN, MULTIKUPPLUNGEN & KUHLUNGSELEMENTE FÜR WERKZEUGE

**SERIE 100.08**



**9 Balls / 20% High Flow - 20% mehr Durchfluß**



**Standard version - Standardversion**

Brass - Messing  
NBR Nitrile (Ni)  
Nickel plated - Vernickelt  
Locking balls 9 units - 9 Kugeln

**Options - Optionen**

B - Blue - Blau  
R - Red - Rot  
V - FPM Seal - FPM Dichtung  
E - EPDM Seal - EPDM Dichtung

**Material - Material**

Coupler Body - Kupplungsgrundkörper : Brass Nickel Plated - Messing Vernickelt  
Sleeve - Hülse : Brass Nickel Plated - Messing Vernickelt  
Springs - Federn : Stainless Steel - Edelstahl  
Locking O-Ring - Sprengring : Stainless Steel - Edelstahl  
Balls - Kugeln : Stainless Steel - Edelstahl  
Seals - Dichtungen : NBR Nitrile (Ni)  
Plug - Nippel : Brass Nickel Plated - Messing Vernickelt

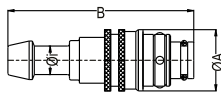
**Temperature Range - Temperaturbereich**  
-20°C +100°C ( -40°F +250°F )

**Working Pressure - Betriebsdruck**  
0 - 10 bar (0 - 160 PSI)

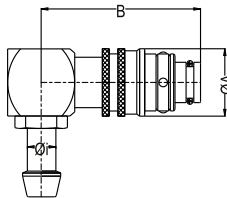
**Flow capacity - Nennweite**  
NW 8.3

• **For optional orders please add the symbol of your option end of the order no.**  
• **Bei Bestellungen Kennbuchstabe bitte hinzufügen ( Beispiel: 100.08.HG08V )**

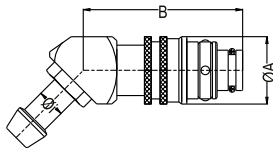
**Plug Stecker**



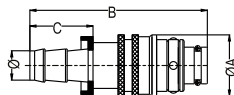
Standard hose tail plug  
Stecker mit Schlauchtülle



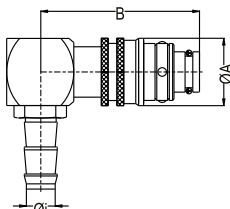
Standard hose tail plug 90°  
Stecker mit 90° Schlauchtülle



Standard hose tail plug 45°  
Stecker mit 45° Schlauchtülle



Push-lock hose tail plug  
Stecker mit Schnellsteck - Schlauchtülle



Push-lock hose tail plug 90°  
Stecker mit 90° Schnellsteck - Schlauchtülle

Ø Connection - Anschlüsse		Order No / Bestellnr.	Dimension in / Abmessungen in (mm)		
			A	B	C
Ø 6 mm	1/4"	100.08 HGF 06	20	62	
Ø 8 mm	5/16"	100.08 HGF 08	20	62	
Ø 10 mm	3/8"	100.08 HGF 10	20	62	
Ø 12 mm	15/32"	100.08 HGF 12	20	62	
Ø 13 mm	1/2"	100.08 HGF 13	20	62	

Ø 6 mm	1/4"	100.08 HGF 06-90°	20	46.5
Ø 8 mm	5/16"	100.08 HGF 08-90°	20	46.5
Ø 10 mm	3/8"	100.08 HGF 10-90°	20	46.5
Ø 12 mm	15/32"	100.08 HGF 12-90°	20	46.5
Ø 13 mm	1/2"	100.08 HGF 13-90°	20	46.5

Ø 6 mm	1/4"	100.08 HGF 06-45°	20	45
Ø 8 mm	5/16"	100.08 HGF 08-45°	20	45
Ø 10 mm	3/8"	100.08 HGF 10-45°	20	45
Ø 12 mm	15/32"	100.08 HGF 12-45°	20	45
Ø 13 mm	1/2"	100.08 HGF 13-45°	20	45

Ø 10 mm	3/8"	100.08 FGF 10	20	62
Ø 13 mm	1/2"	100.08 FGF 13	20	69

Ø 10 mm	3/8"	100.08 FGF 10-90°	20	45.5
Ø 13 mm	1/2"	100.08 FGF 13-90°	20	45.5



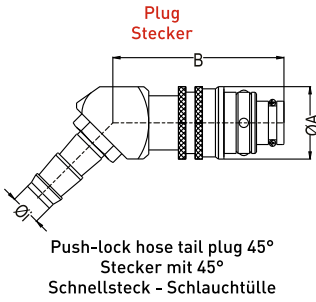
SERIE **100.08**

**COUPLINGS, MULTICOUPLINGS & MOULD COOLING PRODUCTS**

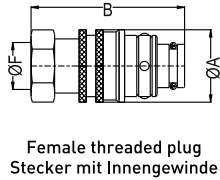
KUPPLUNGEN, MULTIKUPPLUNGEN & KÜHLUNGSELEMENTE FÜR WERKZEUGE



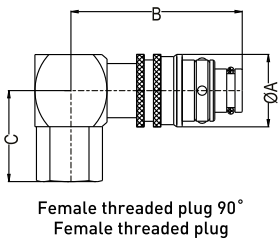
**9 Balls / 20% High Flow - 20% mehr Durchfluß**



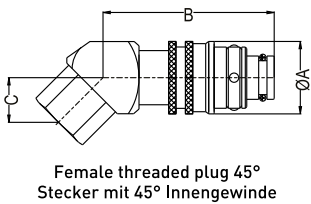
Connection - Anschlüsse	Order No / Bestellnr.	Dimension in / Abmessungen in (mm)		
		A	B	C
Ø 10 mm 3/8"	100.08 FGF 10-45°	20	45	
Ø 13 mm 1/2"	100.08 FGF 13-45°	20	45	



BSP 1/4"	100.08 DGF 13	20	44	
BSP 3/8"	100.08 DGF 17	20	53	
NPT 1/4"	100.08 NGF 13	20	44	
NPT 3/8"	100.08 NGF 17	20	52	

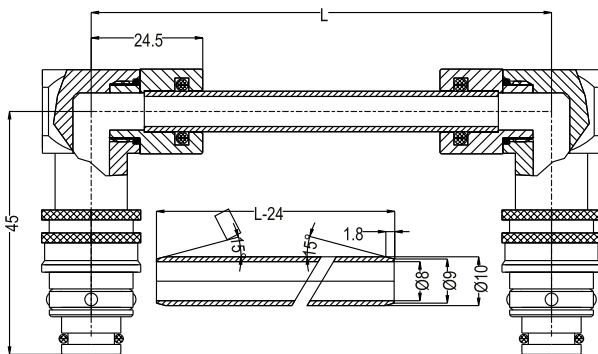


BSP 1/4"	100.08 DGF 13-90°	20	45.5	24
BSP 3/8"	100.08 DGF 17-90°	20	45.5	24
NPT 1/4"	100.08 NGF 13-90°	20	45.5	25
NPT 3/8"	100.08 NGF 17-90°	20	45.5	27



BSP 1/4"	100.08 DGF 13-45°	20	45	13.5
BSP 3/8"	100.08 DGF 17-45°	20	45	13.5
NPT 1/4"	100.08 NGF 13-45°	20	45	14.2
NPT 3/8"	100.08 NGF 17-45°	20	45	15.7

**Diverting connector/Umlenkstecker ( For / Für TST 100.08 )**



Order No / Bestellnr.	L	L-24
100.08 - KG 125	125	101
100.08 - KG 250	250	226
100.08 - KG 500	500	476

Brass Tube PB 10x1 / Messingrohr PB 10x1

100.08 KG 00



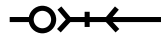
**COUPLINGS, MULTICOUPLINGS & MOULD COOLING PRODUCTS**

KUPPLUNGEN, MULTIKUPPLUNGEN & KÜHLUNGSELEMENTE FÜR WERKZEUGE

**SERIE 100.08**



9 Balls / With Valve / mit Ventil



**Standard version - Standardversion**

Brass - Messing  
NBR Nitrile (Ni)  
Nickel plated - Vernickelt  
Locking balls 9 units - 9 Kugeln

**Options - Optionen**

B - Blue - Blau  
R - Red - Rot  
V - FPM Seal - FPM Dichtung  
E - EPDM Seal - EPDM Dichtung

**Material - Material**

Coupler Body - Kupplungsgrundkörper : Brass Nickel Plated - Messing Vernickelt  
Sleeve - Hülse : Brass Nickel Plated - Messing Vernickelt  
Springs - Federn : Stainless Steel - Edelstahl  
Locking O-Ring - Sprenging : Stainless Steel - Edelstahl  
Balls - Kugeln : Stainless Steel - Edelstahl  
Seals - Dichtungen : NBR Nitrile (Ni)  
Plug - Nippel : Brass Nickel Plated - Messing Vernickelt

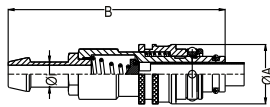
**Temperature Range - Temperaturbereich**  
-20°C +100°C ( -40°F +250°F )

**Working Pressure - Betriebsdruck**  
0 - 10 bar (0 - 160 PSI)

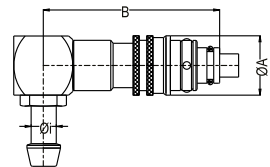
**Flow capacity - Nennweite**  
NW 8.3

For optional orders please add the symbol of your option end of the order no.  
Bei Bestellungen Kennbuchstabe bitte hinzufügen ( Beispiel: 100.08.HG08V )

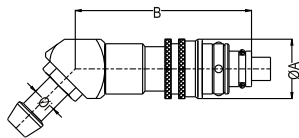
Plug Stecker



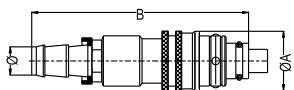
Standard hose tail plug with valve  
Stecker mit Schlauchtülle und Ventil



Standard hose tail plug with valve 90°  
Stecker mit 90° Schlauchtülle und Ventil



Standard hose tail plug with valve 45°  
Stecker mit 45° Schlauchtülle und Ventil



Push-lock hose tail plug with valve  
Schnellsteck - Schlauchtülle und Ventil

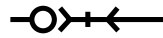
Connection - Anschlüsse	Order No / Bestellnr.	Dimension in / Abmessungen in (mm)		
		A	B	C
Ø 6 mm 1/4"	100.08 HGB 06	20	81	
Ø 8 mm 5/16"	100.08 HGB 08	20	81	
Ø 10 mm 3/8"	100.08 HGB 10	20	81	
Ø 12 mm 15/32"	100.08 HGB 12	20	81	
Ø 13 mm 1/2"	100.08 HGB 13	20	81	
<hr/>				
Ø 6 mm 1/4"	100.08 HGB 06-90°	20	64	
Ø 8 mm 5/16"	100.08 HGB 08-90°	20	64	
Ø 10 mm 3/8"	100.08 HGB 10-90°	20	64	
Ø 12 mm 15/32"	100.08 HGB 12-90°	20	64	
Ø 13 mm 1/2"	100.08 HGB 13-90°	20	64	
<hr/>				
Ø 6 mm 1/4"	100.08 HGB 06-45°	20	64.5	
Ø 8 mm 5/16"	100.08 HGB 08-45°	20	64.5	
Ø 10 mm 3/8"	100.08 HGB 10-45°	20	64.5	
Ø 12 mm 15/32"	100.08 HGB 12-45°	20	64.5	
Ø 13 mm 1/2"	100.08 HGB 13-45°	20	64.5	
<hr/>				
Ø 10 mm 3/8"	100.08 FGB 10	20	82	
Ø 13 mm 1/2"	100.08 FGB 13	20	86	



SERIE **100.08**

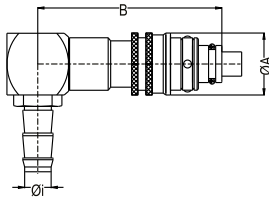
**COUPLINGS, MULTICOUPLINGS & MOULD COOLING PRODUCTS**

KUPPLUNGEN, MULTIKUPPLUNGEN & KÜHLUNGSELEMENTE FÜR WERKZEUGE

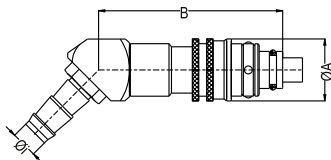


**9 Balls / With Valve / mit Ventil**

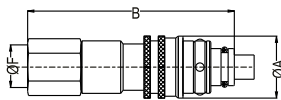
**Plug Stecker**



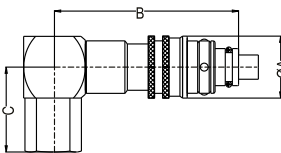
Push-lock hose tail plug with valve 90°  
Stecker mit 90°  
Schnellsteck - Schlauchtülle und Ventil



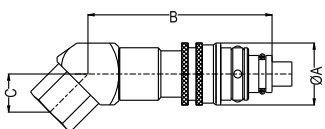
Push-lock hose tail plug with valve 45°  
Stecker mit 45°  
Schnellsteck - Schlauchtülle und Ventil



Female threaded plug with valve  
Stecker mit Innengewinde und Ventil



Female threaded plug with valve 90°  
Stecker mit 90° Innengewinde und Ventil



Female threaded plug with valve 45°  
Stecker mit 45° Innengewinde und Ventil

Ø Connection - Anschlüsse	Order No / Bestellnr.	Dimension in / Abmessungen in (mm)		
		A	B	C
Ø 10 mm 3/8"	100.08 FGB 10-90°	20	64	
Ø 13 mm 1/2"	100.08 FGB 13-90°	20	64	
Ø 10 mm 3/8"	100.08 FGB 10-45°	20	64.5	
Ø 13 mm 1/2"	100.08 FGB 13-45°	20	64.5	
BSP 1/4"	100.08 DGB 13	20	68	
BSP 3/8"	100.08 DGB 17	20	68	
NPT 1/4"	100.08 NGB 13	20	69	
NPT 3/8"	100.08 NGB 17	20	71	
BSP 1/4"	100.08 DGB 13-90°	20	64	24
BSP 3/8"	100.08 DGB 17-90°	20	64	24
NPT 1/4"	100.08 NGB 13-90°	20	64	25
NPT 3/8"	100.08 NGB 17-90°	20	64	27
BSP 1/4"	100.08 DGB 13-45°	20	64.5	12.7
BSP 3/8"	100.08 DGB 17-45°	20	64.5	12.7
NPT 1/4"	100.08 NGB 13-45°	20	64.5	13.5
NPT 3/8"	100.08 NGB 17-45°	20	64.5	14.7

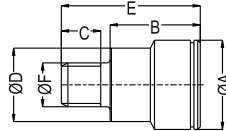
**COUPLINGS, MULTICOUPLINGS & MOULD COOLING PRODUCTS**

KUPPLUNGEN, MULTIKUPPLUNGEN & KÜHLUNGSELEMENTE FÜR WERKZEUGE

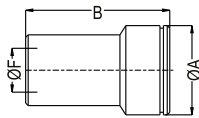
**SERIE 100.08**



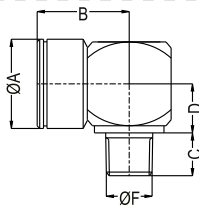
Socket  
Buchse



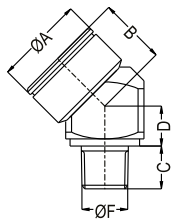
Male threaded socket  
Buchse mit Aussengewinde



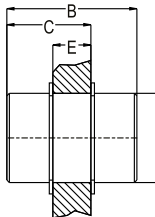
Female threaded socket  
Buchse mit Innengewinde



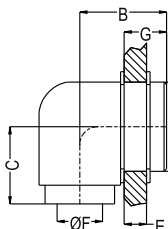
Male threaded Socket 90°  
Buchse mit Aussengewinde



Male threaded socket 135°  
Buchse mit 135° Aussengewinde



Through the wall  
straight connector  
Gerader Schottanschluss



Through the wall  
90° connector  
90° Schottanschluss

Ø Connection Anschlüsse	Order No / Bestellnr. Without Collar Ohne Ring	Dimension in / Abmessungen in (mm)					
		A	B	C	D	E	SW
BSPT 1/8"	100.08 RU 10	21	21	10	17.5	31	6
BSPT 1/4"	100.08 RU 13	21	21	10	17.5	33	8
BSPT 3/8"	100.08 RU 17	21	11	10	17.5	24	8
NPT 1/8"	100.08 TU 10	21	21	10	17.5	31	6/4"
NPT 1/4"	100.08 TU 13	21	21	10	17.5	33	8/16"
NPT 3/8"	100.08 TU 17	21	11	10	17.5	24	8/16"
M10x1.0	100.08 EUM 10-1	21	21	10	17.5	31	6
M10x1.5	100.08 EUM 10	21	21	10	17.5	31	6
M10x1.5	100.08 EUM 14	21	21	10	17.5	31	8

BSP 1/8"	100.08 DU 10	21	35				6
BSP 1/4"	100.08 DU 13	21	39				8
NPT 1/8"	100.08 NU 10	21	35				6/16"
NPT 1/4"	100.08 NU 13	21	39				8/16"

BSPT 1/8"	100.08 RU 10-90°	21	23	12			20
BSPT 1/4"	100.08 RU 13-90°	21	23	12			20
BSPT 3/8"	100.08 RU 17-90°	21	23	12			20
NPT 1/4"	100.08 TU 13-90°	21	23	12			20

BSPT 1/8"	100.08 RU 10-45°	21	18.1	9			20
BSPT 1/4"	100.08 RU 13-45°	21	18.1	12			20
BSPT 3/8"	100.08 RU 17-45°	21	18.1	12			20
NPT 1/4"	100.08 TU 13-45°	21	18.1	12			20

	100.08 PU 00	22	35	23			11.5 MAX.
--	--------------	----	----	----	--	--	--------------

BSP 1/4"	100.08 PU 13-90°	22	25.2	17			10 MAX.
----------	------------------	----	------	----	--	--	------------



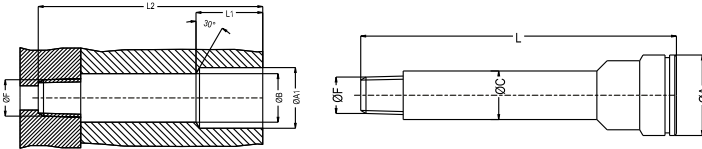
SERIE **100.08**

**COUPLINGS, MULTICOUPLINGS & MOULD COOLING PRODUCTS**

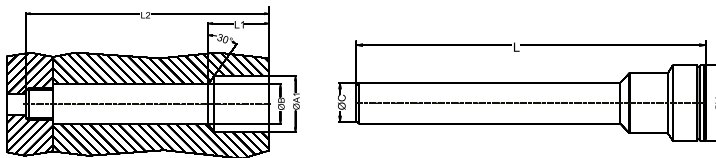
KUPPLUNGEN, MULTIKUPPLUNGEN & KÜHLUNGSELEMENTE FÜR WERKZEUGE



Extension ( conical threaded version BSPT-NPT )  
Verlängerungsbuchse ( konisches Gewinde BSPT-NPT )



Serie	F Thread Gewinde	L min./max.	Order No / Bestellnr. Without Collar Ohne Ring	Assembling Sizes / Abmessungen für die Montage						Allen SW	Torque Drehmoment (m/daN)
				LI	L2	ØA	ØAI	ØB	ØC		
<b>100.08 BSPT</b>	BSPT 1/8"	33/100	100.08-100 R10	23	L-5.5	21	22	11	10	6	1
	BSPT 1/8"	100/150	100.08-150 R10	23	L-5.5	21	22	11	10	6	1
	BSPT 1/8"	150/200	100.08-200 R10	23	L-5.5	21	22	11	10	6	1
	BSPT 1/8"	200/250	100.08-250 R10	23	L-5.5	21	22	11	10	6	1
<b>100.08 NPT</b>	NPT 1/8"	33/100	100.08-100 T10	23	L-5.5	21	22	11	10	6	1
	NPT 1/8"	100/150	100.08-150 T10	23	L-5.5	21	22	11	10	6	1
	NPT 1/8"	150/200	100.08-200 T10	23	L-5.5	21	22	11	10	6	1
	NPT 1/8"	200/250	100.08-250 T10	23	L-5.5	21	22	11	10	6	1
<b>100.08 BSPT</b>	BSPT 1/4"	33/100	100.08-100 R13	23	L-7.5	21	22	14	13.5	8	3
	BSPT 1/4"	100/150	100.08-150 R13	23	L-7.5	21	22	14	13.5	8	3
	BSPT 1/4"	150/200	100.08-200 R13	23	L-7.5	21	22	14	13.5	8	3
	BSPT 1/4"	200/250	100.08-250 R13	23	L-7.5	21	22	14	13.5	8	3
<b>100.08 NPT</b>	NPT 1/4"	33/100	100.08-100 T13	23	L-7.5	21	22	14	13.5	8	1
	NPT 1/4"	100/150	100.08-150 T13	23	L-7.5	21	22	14	13.5	8	1
	NPT 1/4"	150/200	100.08-200 T13	23	L-7.5	21	22	14	13.5	8	1
	NPT 1/4"	200/250	100.08-250 T13	23	L-7.5	21	22	14	13.5	8	1



Serie	ØC	L	Order No / Bestellnr. Without Collar Ohne Ring	Assembling Sizes / Abmessungen für die Montage					Allen SW
				LI	L2	ØA	ØAI	ØB	
<b>100.08</b>	10.2	50	100.08-10 BU 50	23	L-5.5	21	22	11	6
	10.2	100	100.08-10 BU 100	23	L-5.5	21	22	11	6
	10.2	150	100.08-10 BU 150	23	L-5.5	21	22	11	6
	10.2	200	100.08-10 BU 200	23	L-5.5	21	22	11	6
<b>100.08</b>	13.5	50	100.08-13 BU 50	23	L-7.5	21	22	14	8
	13.5	100	100.08-13 BU 100	23	L-7.5	21	22	14	8
	13.5	150	100.08-13 BU 150	23	L-7.5	21	22	14	8
	13.5	200	100.08-13 BU 200	23	L-7.5	21	22	14	8
	13.5	250	100.08-13 BU 250	23	L-7.5	21	22	14	8

**COUPLINGS, MULTICOUPLINGS & MOULD COOLING PRODUCTS**

KUPPLUNGEN, MULTIKUPPLUNGEN & KUHLUNGSELEMENTE FÜR WERKZEUGE

**SERIE 100.08**



Extension ( cylindrical BSP threaded version )  
Verlängerungsbuchse ( zylindrisches - BSP Gewinde )



Serie	F Thread Gewinde	L min./max.	Order No / Bestellnr. Without Collar Ohne Ring	Assembling Sizes Abmessungen für die Montage			Allen SW
				L1	L2	ØA	
100.08	BSP 1/8"	50	100.08-50 RF10	26	21	21	6
	BSP 1/8"	100	100.08-100 RF10	60	21	21	6
	BSP 1/8"	150	100.08-150 RF10	60	21	21	6
100.08	BSP 1/4"	50	100.08-50 RF13	26.5	21	21	8
	BSP 1/4"	100	100.08-100 RF13	60	21	21	8
	BSP 1/4"	150	100.08-150 RF13	60	21	21	8
	BSP 1/4"	200	100.08-200 RF13	60	21	21	8

**Male Threaded Extension Shut-off Plugs Verlängerungsbuchse mit Aussengewinde und Ventil**

Serie	F Thread Gewinde	L min./max.	Order No / Bestellnr. Without Collar Ohne Ring	Assembling Sizes Abmessungen für die Montage			Allen SW
				L1	L2	ØA	
100.08	BSP 1/8"	50	100.08-50 EUB10	32	L-5.5	22	6
	BSP 1/8"	100	100.08-100 EUB10	32	L-5.5	22	6
	BSP 1/8"	150	100.08-150 EUB10	32	L-5.5	22	6
	BSPT 1/8"	50	100.08-50 RUB10	32	L-5.5	22	6
	BSPT 1/8"	100	100.08-100 RUB10	32	L-5.5	22	6
	BSPT 1/8"	150	100.08-150 RUB10	32	L-5.5	22	6
100.08	BSP 1/4"	50	100.08-50 EUB13	32	L-7.5	22	8
	BSP 1/4"	100	100.08-100 EUB13	32	L-7.5	22	8
	BSP 1/4"	150	100.08-150 EUB13	32	L-7.5	22	8
	BSP 1/4"	200	100.08-200 EUB13	32	L-7.5	22	8
	BSPT 1/4"	50	100.08-50 RUB13	32	L-7.5	22	8
	BSPT 1/4"	100	100.08-100 RUB13	32	L-7.5	22	8
	BSPT 1/4"	150	100.08-150 RUB13	32	L-7.5	22	8
	BSPT 1/4"	200	100.08-200 RUB13	32	L-7.5	22	8

**Male Threaded Shut-off Socket (100.08)  
Buchse mit Aussengewinde mit Ventil (100.08)**

	Connection Anschlüsse	Order No - Bestellnr. Without Collar - Ohne Ring	Dimensions in Abmessungen in (mm)	
			ØA	L
Male thread socket with valve Buchse mit Aussengewinde	1/4"	100.08 RUB 13	21	36
Male thread socket with valve Buchse mit Aussengewinde	3/8"	100.08 RUB 17	21	28
Assembling apparatus Montagewerkzeug		100.08 EUB 00		



**COUPLINGS, MULTICOUPLINGS & MOULD COOLING PRODUCTS**

SERIE 100.12

KUPPLUNGEN, MULTIKUPPLUNGEN & KÜHLUNGSELEMENTE FÜR WERKZEUGE



**Temperature Range - Temperaturbereich**  
-20°C +100°C ( -40°F +250°F )

**Working Pressure - Betriebsdruck**  
0 - 10 bar (0 - 160 PSI)

**Flow capacity - Nennweite**  
NW 13

**Material - Material**

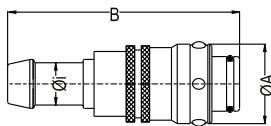
Coupler Body - Kupplungsgrundkörper : Brass Nickel Plated - Messing Vernickelt  
Sleeve - Hülse : Brass Nickel Plated - Messing Vernickelt  
Springs - Federn : Stainless Steel - Edelstahl  
Locking O-Ring - Sprengring : Stainless Steel - Edelstahl  
Balls - Kugeln : Stainless Steel - Edelstahl  
Seals - Dichtungen : NBR Nitrile (Ni)

**Standard version - Standardversion**  
Brass - Messing  
NBR Nitrile (Ni)  
Nickel plated - Vernickelt  
Locking balls 9 units - 9 Stück Kugeln

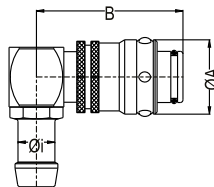
**Options - Optionen**

B- Blue - Blau  
R- Red - Rot  
V - FPM Seal - FPM Dichtung  
E - EPDM Seal - EPDM Dichtung  
For optional orders please add the symbol of your option end of the order no.  
Bei Bestellungen Kennbuchstabe bitte hinzufügen (Beispiel: 100.08.HG08V)

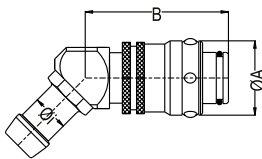
Plug / Stecker



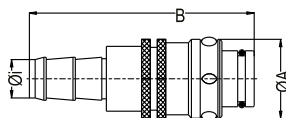
Standard hose tail plug  
Stecker mit Schlauchtülle



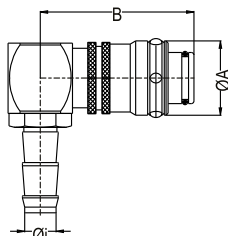
Standard hose tail plug 90°  
Stecker mit 90° Schlauchtülle



Standard hose tail plug 45°  
Stecker mit 45° Schlauchtülle



Push-lock hose tail plug  
Stecker mit Schnellsteck - Schlauchtülle



Push-lock hose tail plug 90°  
Stecker mit 90°Schnellsteck - Schlauchtülle

ØF / Ø □ Connection - Anschlüsse	Order No / Bestellnr.	Dimension in / Abmessungen in (mm)	
		A	B
Ø 13 mm 1/2"	100.12 HGF 13	27.5	76
Ø 16 mm 5/8"	100.12 HGF 16	27.5	76

Ø 13 mm 1/2"	100.12 HGF 13-90°	27.5	54
Ø 16 mm 5/8"	100.12 HGF 16-90°	27.5	54

Ø 13 mm 1/2"	100.12 HGF 13-45°	27.5	54
Ø 16 mm 5/8"	100.12 HGF 16-45°	27.5	54

Ø 13 mm 1/2"	100.12 FGF 13	28	71
Ø 16 mm 5/8"	100.12 FGF 16	28	82

Ø 13 mm 1/2"	100.12 FGF 13-90°	27.5	54
Ø 16 mm 5/8"	100.12 FGF 16-90°	27.5	54

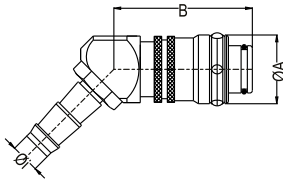
**COUPLINGS, MULTICOUPLINGS & MOULD COOLING PRODUCTS**

KUPPLUNGEN, MULTIKUPPLUNGEN & KÜHLUNGSELEMENTE FÜR WERKZEUGE

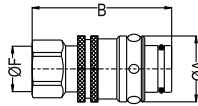
**SERIE 100.12**



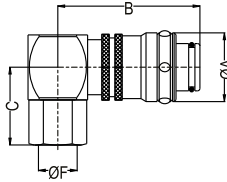
**Plug / Stecker**



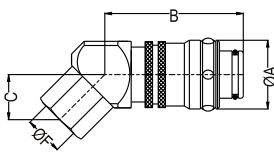
Push-lock hose tail plug 45°  
Stecker mit 45° Schnellsteck - Schlauchtülle



Female threaded plug  
Stecker mit Innengewinde



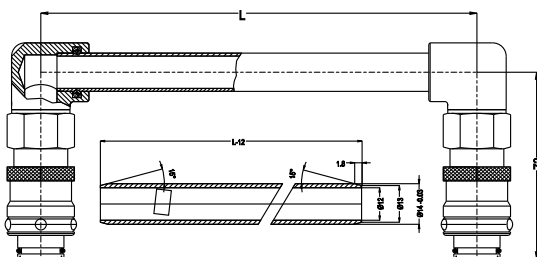
Female threaded plug 90°  
Stecker mit 90° Innengewinde



Female threaded plug 45°  
Stecker mit 45° Innengewinde

ØF / Ø□ Connection - Anschlüsse	Order No / Bestellnr.	Dimension in / Abmessungen in (mm)		
		A	B	C / SW
Ø 13 mm 1/2"	100.12 FGF 13-45°	27.5	54	
Ø 16 mm 5/8"	100.12 FGF 16-45°	27.5	54	
BSP 1/2"	100.12 DGF 21	27.5	60	24
NPT 1/2"	100.12 NGF 21	27.5	65	24
BSP 3/4"	100.12 DGF 26	27.5	66	30
NPT 3/4"	100.12 NGF 26	27.5	71	30
BSP 3/8"	100.12 DGF 17-90°	27.5	54	29
NPT 3/8"	100.12 NGF 17-90°	27.5	54	31.5
BSP 1/2"	100.12 DGF 21-90°	27.5	54	36.5
NPT 1/2"	100.12 NGF 21-90°	27.5	54	38.5
BSP 3/8"	100.12 DGF 17-45°	27.5	54	14.5
NPT 3/8"	100.12 NGF 17-45°	27.5	54	17.3
BSP 1/2"	100.12 DGF 21-45°	27.5	54	20.1
NPT 1/2"	100.12 NGF 21-45°	27.5	54	21.5

**Diverting connector / Umlenkstecker ( For / Für TST 100.12 )**



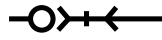
Order No / Bestellnr.	L	L-24
100.12 - KG 125	125	90
100.12 - KG 250	250	250
100.12 - KG 500	500	470



**COUPLINGS, MULTICOUPLINGS & MOULD COOLING PRODUCTS**

**SERIE 100.12**

KUPPLUNGEN, MULTIKUPPLUNGEN & KÜHLUNGSELEMENTE FÜR WERKZEUGE



9 Balls  
With Valve / mit Ventil

- **Standard version - Standardversion**  
Brass - Messing  
NBR Nitrile (Ni)  
Nickel plated - Vernickelt  
Locking balls 9 units - 9 Stück Kugeln

**Material - Material**

- Coupler Body - Kupplungsgrundkörper : Brass Nickel Plated - Messing Vernickelt
- Sleeve - Hülse : Brass Nickel Plated - Messing Vernickelt
- Springs - Federn : Stainless Steel - Edelstahl
- Locking O-Ring - Sprengring : Stainless Steel - Edelstahl
- Balls - Kugeln : Stainless Steel - Edelstahl
- Seals - Dichtungen : NBR Nitrile (Ni)

**Options - Optionen**

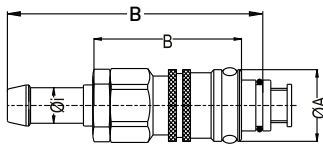
- B- Blue - Blau
  - R- Red - Rot
  - V - FPM Seal - FPM Dichtung
  - E - EPDM Seal - EPDM Dichtung
- For optional orders please add the symbol of your option end of the order no.  
Bei Bestellungen Kennbuchstabe bitte hinzufügen  
(Beispiel: 100.12.HGB10V)

**Temperature Range - Temperaturbereich**  
-20°C +100°C ( -40°F +250°F )

**Working Pressure - Betriebsdruck**  
0 - 10 bar (0 - 160 PSI)

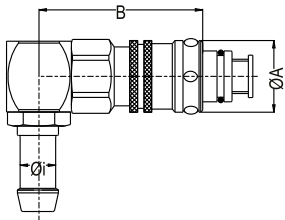
**Flow capacity - Nennweite**  
NW 13

**Plug / Stecker**



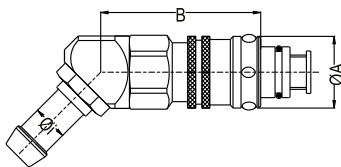
Standard hose tail plug with valve  
Stecker mit Schlauchtülle und Ventil

ØF / Ø □ Connection - Anschlüsse		Order No / Bestellnr.	Dimension in / Abmessungen in (mm)	
			A	B
Ø 13 mm	1/2"	100.12 HGB 13	27.5	92
Ø 16 mm	5/8"	100.12 HGB 16	27.5	92



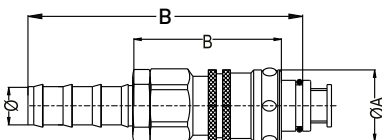
Standard hose tail plug with valve 90°  
Stecker mit 90° Schlauchtülle und Ventil

Ø 13 mm	1/2"	100.12 HGB 13-90°	27.5	74
Ø 16 mm	5/8"	100.12 HGB 16-90°	27.5	74



Standard hose tail plug with valve 45°  
Stecker mit 45° Schlauchtülle und Ventil

Ø 13 mm	1/2"	100.12 HGB 13-45°	27.5	74
Ø 16 mm	5/8"	100.12 HGB 16-45°	27.5	74



Push-lock hose tail plug with valve Stecker mit Schnellsteck - Schlauchtülle und Ventil

Ø 13 mm	1/2"	100.12 FGB 13	27.5	92
Ø 16 mm	5/8"	100.12 FGB 16	27.5	92



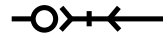
**COUPLINGS, MULTICOUPLINGS & MOULD COOLING PRODUCTS**

KUPPLUNGEN, MULTIKUPPLUNGEN & KÜHLUNGSELEMENTE FÜR WERKZEUGE

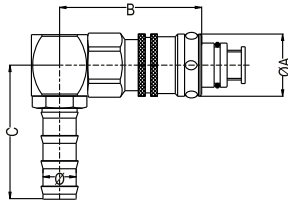
**SERIE 100.12**



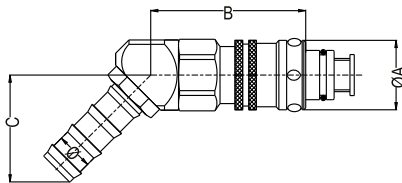
9 Balls  
With Valve / mit Ventil



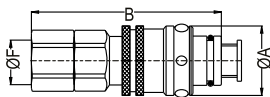
Plug / Stecker



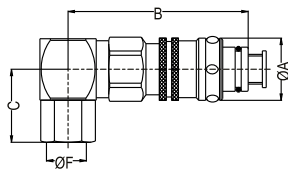
Push-lock hose tail plug with valve 90°  
Stecker mit 90°  
Schnellsteck - Schlauchtülle und Ventil



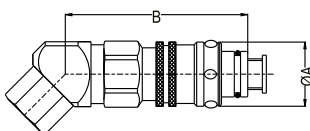
Push-lock hose tail plug with valve 45°  
Stecker mit 45°  
Schnellsteck - Schlauchtülle und Ventil



Female threaded plug with Valve  
Stecker mit Innengewinde und Ventil



Female threaded plug with Valve 90°  
Stecker mit 90° Innengewinde und Ventil



Female threaded plug with Valve 45°  
Stecker mit 45° Innengewinde und Ventil

ØF / Ø□ Connection - Anschlüsse		Order No / Bestellnr.	Dimension in / Abmessungen in (mm)		
			A	B	C
Ø 13 mm Ø 16 mm	1/2"	100.12 FGB 13-90°	27.5	74	
	5/8"	100.12 FGB 16-90°	27.5	74	
Ø 13 mm Ø 16 mm	3/8"	100.12 FGB 13-45°	27.5	74	
	1/2"	100.12 FGB 16-45°	27.5	74	
BSP NPT	1/2"	100.12 DGB 21	27.5	80	
	1/2"	100.12 NGB 21	27.5	80	
BSP NPT BSP NPT	3/8"	100.12 DGB 17-90°	27.5	74	29
	3/8"	100.12 NGB 17-90°	27.5	74	31.5
	1/2"	100.12 DGB 21-90°	27.5	74	36.5
	1/2"	100.12 NGB 21-90°	27.5	74	38.5
BSP NPT BSP NPT	3/8"	100.12 DGB 17-45°	27.5	54	14.5
	3/8"	100.12 NGB 17-45°	27.5	54	17.3
	1/2"	100.12 DGB 21-45°	27.5	54	20.1
	1/2"	100.12 NGB 21-45°	27.5	54	21.5



SERIE 100.12

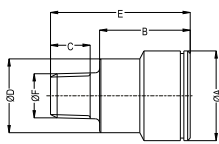
COUPLINGS, MULTICOUPLINGS & MOULD COOLING PRODUCTS

KUPPLUNGEN, MULTIKUPPLUNGEN & KÜHLUNGSELEMENTE FÜR WERKZEUGE



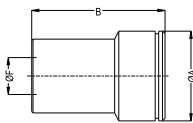
- Options - Optionen  
 B - Blue - Blau  
 R - Red - Rot  
 V - Seal - FPM FPM Dichtung  
 E - EPDM Seal - EPDM Dichtung

Socket / Buchse



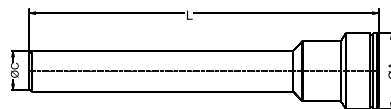
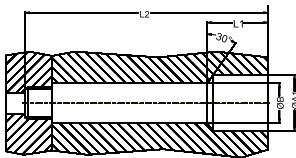
F Thread Gewinde	Order No / Bestellnr. Without Collar Ohne Ring	Assembling Sizes / Abmessungen für die Montage					SW
		A	B	C	D	E	
BSPT 3/8"	100.12 RU 17	32	28	13	24	41	10
BSPT 1/2"	100.12 RU 21	32	28	16	24	44	14
BSPT 3/4"	100.12 RU 26	32	13	19		32	14
NPT 3/8"	100.12 TU 17	32	28	13	24	41	10
NPT 1/2"	100.12 TU 21	32	28	18	24	46	14
NPT 3/4"	100.12 TU 26	32	13	19		32	14

Socket / Buchse



BSP 3/8"	100.12 DU 17	32	49					12
BSP 1/2"	100.12 DU 21	32	50					12

Extension Plug ( Smooth version ) / Verlängerungsbuchse ( ohne Gewinde )



Serie	ØC	L	Order No / Bestellnr. Without Collar Ohne Ring	Assembling Sizes / Abmessungen für die Montage					SW
				L1	L2	ØA	ØA1	ØB	
100.12	17.2	50	100.12-17 BU 50	43	L-8.5	32	33	18	12
	17.2	100	100.12-17 BU 100	43	L-8.5	32	33	18	12
	17.2	150	100.12-17 BU 150	43	L-8.5	32	33	18	12
	17.2	200	100.12-17 BU 200	43	L-8.5	32	33	18	12
	17.2	250	100.12-17 BU 250	43	L-8.5	32	33	18	12
100.12	21.3	50	100.12-21 BU 50	45	L-11.5	32	33	22	14
	21.3	100	100.12-21 BU 100	45	L-11.5	32	33	22	14
	21.3	150	100.12-21 BU 150	45	L-11.5	32	33	22	14
	21.3	200	100.12-21 BU 200	45	L-11.5	32	33	22	14
	21.3	250	100.12-21 BU 250	45	L-11.5	32	33	22	14

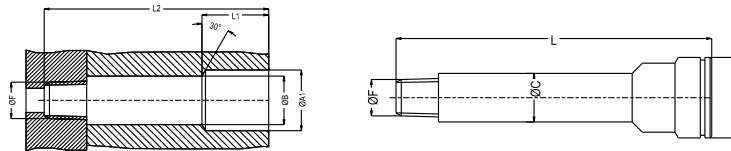
**COUPLINGS, MULTICOUPLINGS & MOULD COOLING PRODUCTS**

KUPPLUNGEN, MULTIKUPPLUNGEN & KÜHLUNGSELEMENTE FÜR WERKZEUGE

**SERIE 100.12**

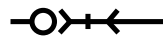


Extension ( conical threaded version BSPT-NPT )  
Verlängerungsbuchse ( konisches Gewinde BSPT-NPT )



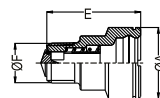
Serie	F Thread Gewinde	L min./max.	Order No / Bestellnr. Without Collar Ohne Ring	Assembling Sizes / Abmessungen für die Montage						Allen SW	Torque Drehmoment (m/daN)
				L1	L2	ØA	ØAI	ØB	ØC		
<b>100.12 BSPT</b>	BSPT 3/8"	56/100	100.12-100 R17	43	L-8.5	32	33	18	17	12	3
	BSPT 3/8"	100/150	100.12-150 R17	43	L-8.5	32	33	18	17	12	3
	BSPT 3/8"	150/200	100.12-200 R17	43	L-8.5	32	33	18	17	12	3
	BSPT 3/8"	200/250	100.12-250 R17	43	L-8.5	32	33	18	17	12	3
<b>100.12 NPT</b>	NPT 3/8"	56/100	100.12-100 T17	43	L-8.5	32	33	18	17	12	3
	NPT 3/8"	100/150	100.12-150 T17	43	L-8.5	32	33	18	17	12	3
	NPT 3/8"	150/200	100.12-200 T17	43	L-8.5	32	33	18	17	12	3
	NPT 3/8"	200/250	100.12-250 T17	43	L-8.5	32	33	18	17	12	3
<b>100.12 BSPT</b>	BSPT 1/2"	56/100	100.12-100 R21	45	L-11.5	32	33	22	21	14	5
	BSPT 1/2"	100/150	100.12-150 R21	45	L-11.5	32	33	22	21	14	5
	BSPT 1/2"	150/200	100.12-200 R21	45	L-11.5	32	33	22	21	14	5
	BSPT 1/2"	200/250	100.12-250 R21	45	L-11.5	32	33	22	21	14	5
<b>100.12 NPT</b>	NPT 1/2"	56/100	100.12-100 T21	45	L-11.5	32	33	22	21	14	5
	NPT 1/2"	100/150	100.12-150 T21	45	L-11.5	32	33	22	21	14	5
	NPT 1/2"	150/200	100.12-200 T21	45	L-11.5	32	33	22	21	14	5
	NPT 1/2"	200/250	100.12-250 T21	45	L-11.5	32	33	22	21	14	5

**Male Threaded socket with Valve (100.12)**  
**Buchse mit Aussengewinde mit Ventil (100.12)**



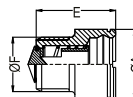
Connection Anschlüsse ØF	Order No - Bestellnr. Without Collar - Ohne Ring	Dimensions in Abmessungen in (mm)		
		ØA	ØD	L

Male thread socket with valve  
Buchse mit Aussengewinde



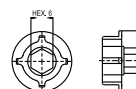
BSP 3/8"	100.12 RUB 17	32	24	41
BSP 1/2"	100.12 RUB 21	32	24	44
BSP 3/4"	100.12 RUB 26	32	30	40

Female thread socket with valve  
Buchse mit Innengewinde



BSP 1/2"	100.12 DUB 21	32		62
BSP 3/4"	100.12 DUB 26	32		62

Assembling apparatus  
Montagewerkzeug



100.12 EUB 00



**COUPLINGS, MULTICOUPLINGS & MOULD COOLING PRODUCTS**

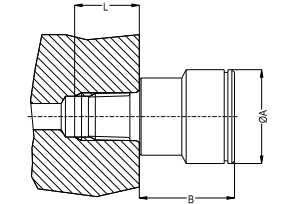
**SERIE 100**

KUPPLUNGEN, MULTIKUPPLUNGEN & KÜHLUNGSELEMENTE FÜR WERKZEUGE

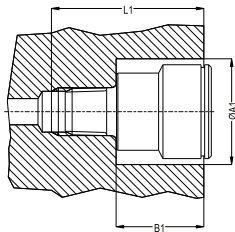


Assembling Dimensions Einbaumaße

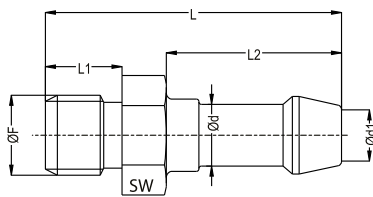
Serie	F Thread Gewinde	Slightly raised socket Montiert in der Form			Flush mounted socket Montiert außerhalb der Form			Allen SW	Torque Drehmoment (N.m)
		ØA	B	L min.	ØA1 min	B1	L1		
<b>100.06</b>	1/8" BSP	17	20	10	18.5	20.5	29.5	6	15
	1/4" BSP	17	18	13	18.5	18.5	30.5	6	30
	1/8" NPT	17	22	10	18.5	22.5	31.5	1/4"	15
	1/4" NPT	17	20	13.5	18.5	20.5	33	1/4"	30
<b>100.08</b>	1/8" BSP	21	23	10	22.5	24	33	6	15
	1/4" BSP	21	22	12	22.5	23	34	8	30
	3/8" BSP	21	12	13	22.5	13	25	8	30
	1/8" NPT	21	25.5	10	22.5	25.5	35	1/4"	15
<b>100.12</b>	1/4" NPT	21	24	12	22.5	23.5	35.5	5/16"	30
	3/8" NPT	21	14	13	22.5	14	27	5/16"	30
	3/8" BSP	32	29	13	33.5	30	42	10	50
	1/2" BSP	32	30	15	33.5	31	45	14	50
	3/4" BSP	32	15	18	33.5	20	36	14	50
	3/8" NPT	32	33	13	33.5	33	46	3/8"	50
1/2" NPT	32	35	15	33.5	34.5	51	9/16"	50	
3/4" NPT	32	17.5	18	33.5	17.5	36.5	9/16"	50	



Slightly raised socket  
Montiert außerhalb der Form

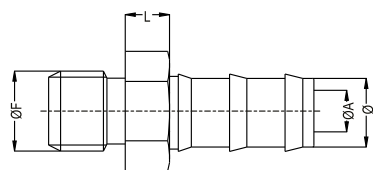


Flush mounted socket  
Montiert in der Form



Nipple with Rubber Hose  
Schlauchtülle mit Aussengewinde

Order No / Bestellnr.	Male Thread Aussengewinde ØF	Hose Inner/ Schlauch ID	d	L	L <sub>1</sub>	L <sub>2</sub>	SW
TAF 10.04	BSP 1/8"	4	3	43	8	27.5	14
TAF 10.06	BSP 1/8"	6	4	43	8	27.5	14
TAF 10.08	BSP 1/8"	8	5.5	43	8	27.5	14
TAF 10.10	BSP 1/8"	10	5.5	43	8	27.5	14
TAF 13.06	BSP 1/4"	6	4	45	11	27.5	17
TAF 13.08	BSP 1/4"	8	5.5	45	11	27.5	17
TAF 13.09	BSP 1/4"	9	6	45	11	27.5	17
TAF 13.10	BSP 1/4"	10	7	45	11	27.5	17
TAF 13.13	BSP 1/4"	13	8	51	11	33	17
TAF 17.08	BSP 3/8"	8	5.5	45	11	27.5	19
TAF 17.10	BSP 3/8"	10	7	45	11	27.5	19
TAF 17.13	BSP 3/8"	13	9	52	11	33	19
TAF 17.16	BSP 3/8"	16	11	52	11	33	22
TAF 21.13	BSP 1/2"	13	9	54	14	33	22
TAF 21.16	BSP 1/2"	16	11	54	14	33	22
TAF 26.16	BSP 3/4"	16	11	58	16	33	30
TAF 26.19	BSP 3/4"	19	14	58	16	33	30



Push Lock Hose Nipple  
Schnellsteck - Schlauchtülle

Order No / Bestellnr.	F - Ød Connection / Anschlüsse	ØT	Ød1	L	SW
EHF 13-08	G1/4" - Ø 8	1/4"	5.5	41	17
EHF 13-10	G1/4" - Ø 10	1/4"	7.5	41	17
EHF 13-13	G1/4" - Ø 12.7	1/4"	9	45	17
EHF 17-13	G3/8" - Ø 12.7	3/8"	10	45	19
EHF 17-16	G3/8" - Ø 16	3/8"	12	58	19
EHF 21-13	G1/2" - Ø 12.7	1/2"	10	49	22
EHF 21-16	G1/2" - Ø 16	1/2"	13	60	22
EHF 26-16	G3/4" - Ø 16	3/4"	13	63	30

**COUPLINGS, MULTICOUPLINGS &  
MOULD COOLING PRODUCTS**

KUPPLUNGEN, MULTIKUPPLUNGEN &  
KÜHLUNGSELEMENTE FÜR WERKZEUGE

**SERIE 100**



**Water Drain Gun From the Mould  
Wasserpistole für das Werkzeug**




Serie	Order No Bestellnr.
100-08	TS 100-08
100.12	TS 100.12

**Water Drain Gun From the Injection Machine  
Wasserpistole für die Spritzgußmaschine**



Serie	Order No Bestellnr.
100-08	TSM 100-08
100.12	TSM 100.12



SERIE 100 ■

**COUPLINGS, MULTICOUPLINGS & MOULD COOLING PRODUCTS**

KUPPLUNGEN, MULTIKUPPLUNGEN & KÜHLUNGSELEMENTE FÜR WERKZEUGE



**Spare O-Ring Ersatz O-Ring (NBR)**

	Serie	Order No / Bestellnr.	Temperature / Temperatur
Nitril (N)	100.08	CG 100.06N	-15°C / +100°C
	100.08	CG 100.08N	-4°F / +212°F
	100.12	CG 100.12N	

**Spare O-Ring Ersatz O-Ring (NBR)**

	Serie	Order No / Bestellnr.	Temperature / Temperatur
Viton (V)	100.06	CG 100.06V	-15°C / +200°C
	100.08	CG 100.08V	-4°F / +392°F
	100.12	CG 100.012V	

Packaging Size : 25 pcs / Verpackungseinheit 25 Stück

**Colour identification Rings for Sockets / Markierungsringe für Kupplung**

	Serie	Order No / Bestellnr.
Blue / Blau	100.06	100.06 KB
	100.08	100.08 KB
	100.12	100.12 KB

	Serie	Order No / Bestellnr.
Red / Rot	100.06	100.06 KR
	100.08	100.08 KR
	100.12	100.12 KR

Packaging Size : 25 pcs / Verpackungseinheit 25 Stück

**Colour identification Rings for Nipples / Markierungsringe für Nippel**

	Serie	Order No / Bestellnr.
Blue / Blau	100.06	100.06 SB
	100.08	100.08 SB
	100.12	100.12 SB

	Serie	Order No / Bestellnr.
Red / Rot	100.06	100.06 SR
	100.08	100.08 SR
	100.12	100.12 SR

Packaging Size : 25 pcs / Verpackungseinheit 25 Stück

**Colour identification collar for hoses / Markierungsringe für Schlauch** Packaging Size : 25 pcs / Verpackungseinheit 25 Stück

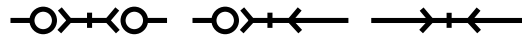
	Order No / Bestellnr.	Collar Colour / Ringsfarbe	Hose Outer Dia. / Nippel-Aussendurchmesser
 RH Serie	RH 13	Red / Rot	Ø 13 to 17 mm / zwischen Ø13-17 mm
	RH 17	Red / Rot	Ø 17 to 24 mm / zwischen Ø 17-24 mm
	RH 24	Red / Rot	Ø 24 to 28 mm / zwischen Ø 24-28 mm
 BH Serie	BH 13	Blue / Blau	Ø 13 to 17 mm / zwischen Ø13-17 mm
	BH 17	Blue / Blau	Ø 17 to 24 mm / zwischen Ø 17-24 mm
	BH 24	Blue / Blau	Ø 24 to 28 mm / zwischen Ø 24-28 mm

The collar has numbers from 0 to 9 when ordering please add the number of colour end of the order no.  
 Examples : RH 13.0 (0 Number Red Collar for 13 mm hoses) Packaging: Bag of 25 red or blue collars of the same numbers  
 Die Kragen haben Nummern von 0-9. Bei Bestellung geben Sie bitte die gewünschte Nr. am Ende der Bestellnummer an.  
 Beispiel RH13.=Nummer 0 für Schlauchdurchmesser 13 mm in roter Farbe. Verpackung : 25 Stück einer Farbe mit derselben Nummer.

COUPLINGS, MULTICOUPLINGS &  
MOULD COOLING PRODUCTS

KUPPLUNGEN, MULTIKUPPLUNGEN &  
KÜHLUNGSELEMENTE FÜR WERKZEUGE

■ SERIE 099



QUICK COUPLINGS FOR MOULD AND GENERAL INDUSTRY

● SCHNELLVERSCHLUSSKUPPLUNGEN FÜR FORMWERKZEUGE UND ALLG. INDUSTRIE ●

● TST 099.09

● TST 099.12

**Material - Material**

Coupler Body -  
Kupplungsgrundkörper : Brass Nickel Plated - Messing Vernickelt  
Sleeve - Hülse : Stainless Steel - Edelstahl (AISI 420)  
Valve - Ventil : Brass Nickel Plated - Messing Vernickelt  
Springs - Federn : Stainless Steel - Edelstahl  
Balls - Kugeln : Stainless Steel - Edelstahl  
Seals - Dichtungen : Fluorocarbon FPM (V)  
Plug Body- Nippel : Brass Nickel Plated - Messing Vernickelt

**Material - Material**

Coupler Body - : Brass Nickel Plated - Messing Vernickelt  
Kupplungsgrundkörper : Brass - Messing  
Sleeve - Hülse : Stainless Steel - Edelstahl (AISI 303)  
Valve - Ventil : Brass - Messing  
Springs - Federn : Stainless Steel - Edelstahl  
Balls - Kugeln : Stainless Steel - Edelstahl  
Seals - Dichtungen : Fluorocarbon FPM (V)  
Plug - Nippel : Brass Nickel Plated - Messing Vernickelt



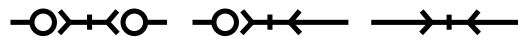
Ø Nominal - Nennweite (mm)	9	
Working Pressure - Betriebsdruck (bar)	16	
Cross section - Querschnitt ( mm2)	63.9	
Number of the Balls - Anzahl der Kugeln	6	
Working Temperature - Betriebstemperatur	V - Viton (FPM)	-10°C +200°C
	E - Ethylene Prop. (EPDM)	-20°C +150°C
	Ni - Nitrile (NBR)	-15°C +100°C
Flowing - Ausführung	Single Shut-Off	—○—←
	Double Shut-Off	—○—←○—
	Full Flow	—→←

Ø Nominal - Nennweite (mm)	12	
Working Pressure - Betriebsdruck (bar)	16	
Cross section - Querschnitt ( mm2)	113	
Number of the Balls - Anzahl der Kugeln	6	
Working Temperature - Betriebstemperatur	V - Viton (FPM)	-10°C +200°C
	E - Ethylene Prop. (EPDM)	-20°C +150°C
	Ni - Nitrile (NBR)	-15°C +100°C
Flowing - Ausführung	Single Shut-Off	—○—←
	Double Shut-Off	—○—←○—
	Full Flow	—→←

**COUPLINGS, MULTICOUPLINGS & MOULD COOLING PRODUCTS**

SERIE 099 ■

KUPPLUNGEN, MULTIKUPPLUNGEN & KUHLUNGSELEMENTE FÜR WERKZEUGE



**QUICK COUPLINGS FOR MOULD AND GENERAL INDUSTRY**

● **SCHNELLVERSCHLUSSKUPPLUNGEN FÜR FORMWERKZEUGE UND ALLG. INDUSTRIE** ●

● TST 099.16

● TST 099.20 TST 099.25

**Material - Material**

Coupler Body -  
Kupplungsgrundkörper : Brass Nickel Plated - Messing Vernickelt  
Sleeve - Hülse : Stainless Steel - Edelstahl (AISI 420)  
Valve - Ventil : Brass Nickel Plated - Messing Vernickelt  
Springs - Federn : Stainless Steel - Edelstahl  
Balls - Kugeln : Stainless Steel - Edelstahl  
Seals - Dichtungen : Fluorocarbon FPM (V)  
Plug Body- Nippel : Stainless Steel - Edelstahl (AISI 420)

**Material - Material**

Coupler Body -  
Kupplungsgrundkörper : Brass Nickel Plated - Messing Vernickelt  
Sleeve - Hülse : Stainless Steel - Edelstahl (AISI 420)  
Valve - Ventil : Brass Nickel Plated - Messing Vernickelt  
Springs - Federn : Stainless Steel - Edelstahl  
Balls - Kugeln : Stainless Steel - Edelstahl  
Seals - Dichtungen : Fluorocarbon FPM (V)  
Plug - Nippel : Stainless Steel - Edelstahl (AISI 420)



Ø Nominal - Nennweite (mm)	16	
Working Pressure - Betriebsdruck (bar)	16	
Cross section - Querschnitt ( mm <sup>2</sup> )	201	
Number of the Balls - Anzahl der Kugeln	12	
Working Temperature - Betriebstemperatur	V - Viton (FPM)	-10 °C +200 °C
	E - Ethylene Prop. (EPDM)	-20 °C +150 °C
	Ni - Nitrile (NBR)	-15 °C +100 °C
Flowing - Ausführung	Single Shut-Off	—○+←—
	Double Shut-Off	—○+←○—
	Full Flow	—>+←—

Ø Nominal - Nennweite (mm)	20	25	
Working Pressure - Betriebsdruck (bar)	16	16	
Cross section - Querschnitt ( mm <sup>2</sup> )	314	314	
Number of the Balls - Anzahl der Kugeln	12	12	
Working Temperature - Betriebstemperatur	V - Viton (FPM)	-10 °C +200 °C	-10 °C +200 °C
	E - Ethylene Prop. (EPDM)	-20 °C +150 °C	-20 °C +150 °C
	Ni - Nitrile (NBR)	-15 °C +100 °C	-15 °C +100 °C
Flowing - Ausführung	Single Shut-Off	—○+←—	—○+←—
	Double Shut-Off	—○+←○—	—○+←○—
	Full Flow	—>+←—	—>+←—



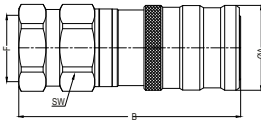
**COUPLINGS, MULTICOUPLINGS & MOULD COOLING PRODUCTS**

KUPPLUNGEN, MULTIKUPPLUNGEN & KÜHLUNGSELEMENTE FÜR WERKZEUGE

**SERIE 099**

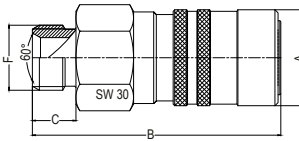


**Coupler  
Kupplung**



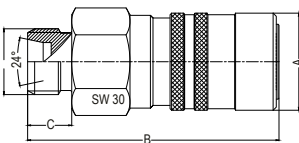
**Coupler with female thread  
Kupplung mit Innengewinde**

NW Size/ Größe mm	Connection Anschlüsse (F/Ø)	Single & Double Shut-off Einseitig & Beidseitig absperrend		ØA	B	C	SW
		—○→←○—	—○→←←○—				
9	BSP 3/8"	099.09 DGB 17		24.9	65.1	23	
9	NPT 3/8"	099.09 NGB 17		24.9	65.1	23	
12	BSP 1/2"	099.12 DGB 21		31	79.8	30	
12	NPT 1/2"	099.12 NGB 21		31	81.8	30	
16	BSP 3/4"	099.16 DGB 26		38	99.3	35	
16	NPT 3/4"	099.16 NGB 26		38	104.3	35	



**Coupler with male thread  
Kupplung mit Aussengewinde**

9	BSP 3/8"	099.09 EGB 17		24.9	66	12	23
12	BSP 1/2"	099.12 EGB 21		31	79.8	14	30
16	BSP 3/4"	099.16 EGB 26		38	100	16	32



**Coupler with male thread for tube  
Kupplung mit Aussengewinde für Rohr**

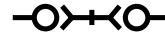
9	M16 X 1.5	099.09 EGBM 18 - 12		24.9	65	11	23
12	M26 X 1.5	099.12 EGBM 26 - 18		31	79.8	14	30
16	M30 X 2	099.16 EGBM 30 - 22		38	98	16	32



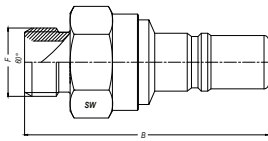
SERIE **099** ■

**COUPLINGS, MULTICOUPLINGS & MOULD COOLING PRODUCTS**

KUPPLUNGEN, MULTIKUPPLUNGEN & KÜHLUNGSELEMENTE FÜR WERKZEUGE

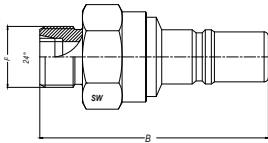


**Shut-off Plugs**  
Verschlussnippel



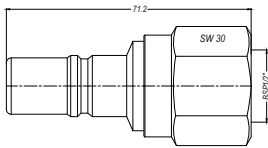
**Male Threaded Shut-off Plugs**  
Verschlussnippel mit Innengewinde

NW Size/ Größe mm	Connection Anschlüsse (F/Ø)	Order No / Bestellnr.	B	ØD	SW
9	BSP 3/8"	099.09 EUB 17	60		23
12	BSP 1/2"	099.12 EUB 21	75		30
16	BSP 3/4"	099.16 EUB 26	99		36



**Male Threaded Shut-off Plugs for tube**  
Verschlussnippel mit Innengewinde für Rohr

9	BSP 3/8"	099.09 EUBM 18-12	59		23
12	BSP 1/2"	099.12 EUBM 26-18	71.5		30
16	BSP 3/4"	099.16 EUBM 30-22	95		36



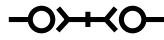
**Female Threaded Shut-off Plugs**  
Verschlussnippel mit Innengewinde

9	BSP 3/8"	099.09 DUB 17	62		23
9	NPT 3/8"	099.09 NUB 17	61		23
12	BSP 1/2"	099.12 DUB 21	71.2		30
12	NPT 1/2"	099.12 NUB 21	78.2		30
16	BSP 3/4"	099.16 DUB 26	102		36
16	NPT 3/4"	099.16 NUB 26	105		36

**COUPLINGS, MULTICOUPLINGS & MOULD COOLING PRODUCTS**

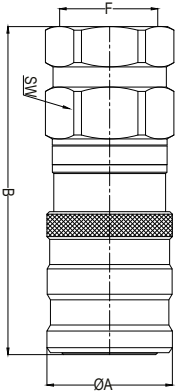
**KUPPLUNGEN, MULTIKUPPLUNGEN & KÜHLUNGSELEMENTE FÜR WERKZEUGE**

**SERIE 099**



**Coupler and Plug  
Kupplung und Nippel**

Size Nennweite mm	Connection Anschlüsse (F/Ø)	Order No Bestellnr.	ØA	B	C	SW
20	BSP 3/4"	099.20 DGB 26	50	118		41
20	BSP 1"	099.20 DGB 33	50	118		41
20	NPT 1"	099.20 NGB 33	50	118		41
25	BSP 1"	099.25 DGB 33	55	137		50
25	BSP 1 " 1/4"	099.25 DGB 42	55	137		50



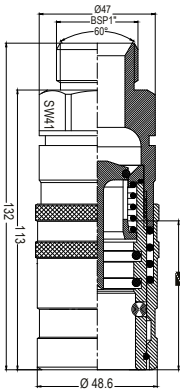
**Shut-off Coupler With  
Female Thread  
Kupplung mit  
Innengewinde und Ventil**

**Standard version - Standardversion**  
Viton O-Ring (FPM)  
Double Shut-off - beidseitig absperrend

**Options - Optionen**  
E - EPDM Seal - EPDM Dichtung  
F - Through Flow - freier Durchfluß

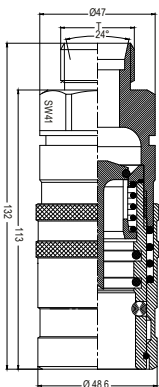
**Material - Material**  
Coupler Body -  
Kupplungsgrundkörper

- : Brass - Messing
- Sleeve - Hülse : Stainless Steel - Edelstahl
- Valve - Ventil : Brass - Messing
- Springs - Federn : Stainless Steel - Edelstahl
- Balls - Kugeln : Stainless Steel - Edelstahl
- Seals - Dichtungen : Viton (V)
- Plug - Nippel : Stainless Steel - Edelstahl



**Shut-off Coupler With  
Male Parallel Thread  
Kupplung mit zylindrischem  
Aussengewinde und Ventil**

20	BSP 1"	099.20 EGB 33	50	132.5	19	41
25	BSP 1"	099.25 EGB 33	55	123	22	50



**Coupler with male  
thread for tube  
Kupplung mit  
Aussengewinde für Rohr**

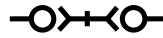
20	M36X2	099.20 EGBM 36-28	50	123	14	42
25	M45X2	099.25 EGBM 45-35	55	134	16	50



SERIE **099**

**COUPLINGS, MULTICOUPLINGS & MOULD COOLING PRODUCTS**

KUPPLUNGEN, MULTIKUPPLUNGEN & KÜHLUNGSELEMENTE FÜR WERKZEUGE



**Standard version - Standardversion**  
Viton O-Ring (FPM)  
Double Shut-off - beideseitig absperrend

**Options - Optionen**  
E - EPDM Seal - EPDM Dichtung  
F - Through Flow - freier Durchfluß

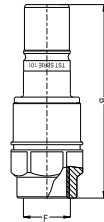
For optional orders please add the symbol of your option end of the order no.  
Bei Bestellungen Kennbuchstabe bitte hinzufügen  
(Beispiel: 101.20 EG 33 E-F)

**Material - Material**

Coupler Body - Kupplungsgrundkörper

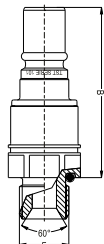
- Coupler Body - : Brass - Messing
- Sleeve - Hülse : Stainless Steel - Edelstahl
- Valve - Ventil : Brass - Messing
- Springs - Federn : Stainless Steel - Edelstahl
- Balls - Kugeln : Stainless Steel - Edelstahl
- Seals - Dichtungen : Viton (V)
- Plug - Nippel : Stainless Steel - Edelstahl

**Coupler and Plug Kupplung und Nippel**



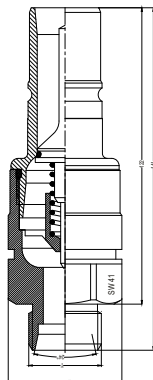
Shut-off Plug With Female Thread  
Verschlussnippel mit Innengewinde

Size Nennweite mm	Connection Anschlüsse (F/Ø)	Order No Bestellnr.	ØA	B	C	SW
20	BSP 3/4"	099.20 DUB 26	126.5			42
20	BSP 1"	099.20 DUB 33	126.5			42
20	NPT 1"	099.20 NUB 33	129.5			42
25	BSP 1"	099.25 DUB 33	148.5			50
25	BSP 1"1/4	099.25 DUB 42	148.5			50



Shut-off Plug With Male Parallel Thread  
Verschlussnippel mit zylindrischem Aussengewinde

20	BSP 1"	099.20 EUB 33	138.5			42
25	BSP 1"1/4	099.25 EUB 42	151.5			50



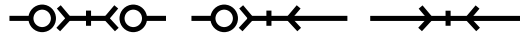
Plug with male thread for tube  
Verschlussnippel mit Aussengewinde für Rohr

20	M36X2	099.20 EUBM 36-28	50	132.5	14	42
25	M45X2	099.25 EUBM 45-35	55	147.5	16	50

**COUPLINGS, MULTICOUPLINGS & MOULD COOLING PRODUCTS**

KUPPLUNGEN, MULTIKUPPLUNGEN & KÜHLUNGSELEMENTE FÜR WERKZEUGE

**SERIE 101**



**QUICK COUPLINGS FOR MOULD AND GENERAL INDUSTRY**

**SCHNELLVERSCHLUSSKUPPLUNGEN FÜR FORMWERKZEUGE UND ALLG. INDUSTRIE**

For plastic injection moulding, heat transfer fluids and all industrial applications

Für Kühlung und Temperaturregelung von Kunststoffformen und Maschinen

**Technical Specification:**

Single or double shut-off  
101.16 plug body manufactured from stainless steel and hardened  
101.20 - 101.25 - 101.38 plug body manufactured from stainless steel  
The O-ring for all 101 serie couplers are Fluorocarbon FPM (V).

**Using Area :**

- On cooling system of plastic zamak and aluminium injection molds
- On mould temperature control lines of thermoplastic injection moulding
- On water cooling circuit of welding machines
- On cleaning and washing systems of machines
- On hot oil lines connections
- All industries
- On steam lines

**Nutzungsbereich:**

- An Kühlsystemen für Kunststoff-, Zamak-, Messing und Aluminium-, Kokillenformen
- An Reinigungs- und Waschsystemen von Maschinen
- An Heissölleitungsanschlüssen
- Alle Industriezweige
- An Dampfleitungen

**Technische Eigenschaften:**

- Ein-oder beidseitiges Ventil
- 101.16 Nippel aus gehärtetem Edelstahl
- 101.20 - 102.25 - 101.38 Kupplungskörper aus Edelstahl
- O-Ringe der Serie 101 sind FPM (V)

**TST 101**

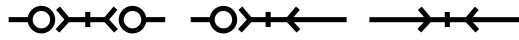




SERIE 101 ■

COUPLINGS, MULTICOUPLINGS & MOULD COOLING PRODUCTS

KUPPLUNGEN, MULTIKUPPLUNGEN & KÜHLUNGSELEMENTE FÜR WERKZEUGE



QUICK COUPLINGS FOR MOULD AND GENERAL INDUSTRY

● **SCHNELLVERSCHLUSSKUPPLUNGEN FÜR FORMWERKZEUGE UND ALLG. INDUSTRIE** ●

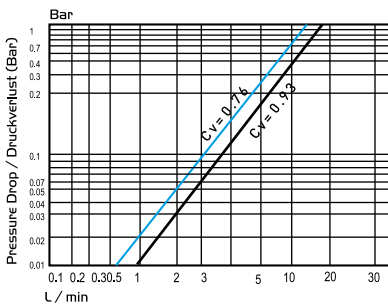
● TST 101.06

**Material - Material**

- Coupler Body - Kupplungsgrundkörper : Brass - Messing
- Sleeve - Hülse : Stainless Steel - Edelstahl (AISI 420)
- Valve - Ventil : Brass - Messing
- Springs - Federn : Stainless Steel - Edelstahl
- Balls - Kugeln : Stainless Steel - Edelstahl
- Seals - Dichtungen : Fluorocarbon FPM (V)
- Plug - Nippel : Brass Nickel Plated - Messing Vernickelt



Ø Nominal - Nennweite (mm)	6	
Working Pressure - Betriebsdruck (bar)	16	
Cross section - Querschnitt (mm <sup>2</sup> )	28.3	
Number of the Balls - Anzahl der Kugeln	6	
Working Temperature - Betriebstemperatur	V - Viton (FPM)	-10°C +200°C
	E - Ethylene Prop. (EPDM)	-20°C +150°C
	Ni - Nitrile (NBR)	-15°C +100°C
Flowing - Ausführung	Single Shut-Off	—○—○—
	Double Shut-Off	—○—○—○—○—
	Full Flow	—>+<—



— Double Shut-off / Beidseitig absperrend  
 — Single Shut-off / Einseitig absperrend

Flow direction - Flußrichtung : Plug to socket - von Stecker zu Kupplung  
 Oil Viscosity at - Öl Viskosität 40° : C:13.4 cst

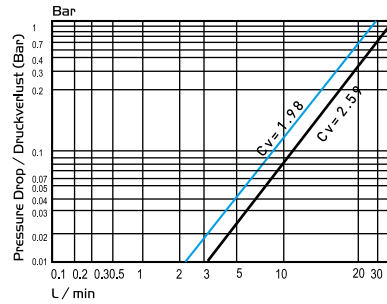
● TST 101.09

**Material - Material**

- Coupler Body - Kupplungsgrundkörper : Brass - Messing
- Sleeve - Hülse : Stainless Steel - Edelstahl (AISI 420)
- Valve - Ventil : Brass - Messing
- Springs - Federn : Stainless Steel - Edelstahl
- Balls - Kugeln : Stainless Steel - Edelstahl
- Seals - Dichtungen : Fluorocarbon FPM (V)
- Plug Body- Nippel : Brass Nickel Plated - Messing Vernickelt



Ø Nominal - Nennweite (mm)	9	
Working Pressure - Betriebsdruck (bar)	16	
Cross section - Querschnitt (mm <sup>2</sup> )	63.9	
Number of the Balls - Anzahl der Kugeln	6	
Working Temperature - Betriebstemperatur	V - Viton (FPM)	-10°C +200°C
	E - Ethylene Prop. (EPDM)	-20°C +150°C
	Ni - Nitrile (NBR)	-15°C +100°C
Flowing - Ausführung	Single Shut-Off	—○—○—
	Double Shut-Off	—○—○—○—○—
	Full Flow	—>+<—



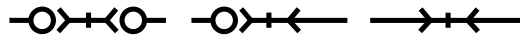
— Double Shut-off / Beidseitig absperrend  
 — Single Shut-off / Einseitig absperrend

Flow direction - Flußrichtung : Plug to socket - von Stecker zu Kupplung  
 Oil Viscosity at - Öl Viskosität 40° : C:13.4 cst

**COUPLINGS, MULTICOUPLINGS & MOULD COOLING PRODUCTS**

KUPPLUNGEN, MULTIKUPPLUNGEN & KUHLUNGSELEMENTE FÜR WERKZEUGE

**SERIE 101**



**QUICK COUPLINGS FOR MOULD AND GENERAL INDUSTRY**

• **SCHNELLVERSCHLUSSKUPPLUNGEN FÜR FORMWERKZEUGE UND ALLG. INDUSTRIE** •

• **TST 101.12**

• **TST 101.16**

**Material - Material**

- Coupler Body - Kupplungsgrundkörper : Brass - Messing
- Sleeve - Hülse : Stainless Steel - Edelstahl (AISI 420)
- Valve - Ventil : Brass - Messing
- Springs - Federn : Stainless Steel - Edelstahl
- Balls - Kugeln : Stainless Steel - Edelstahl
- Seals - Dichtungen : Fluorocarbon FPM (V)
- Plug - Nippel : Brass Nickel Plated - Messing Vernickelt

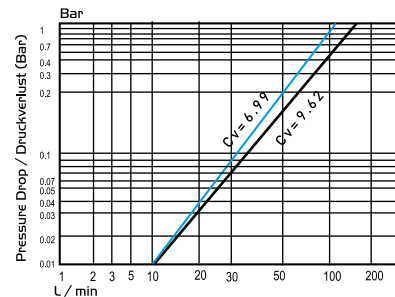
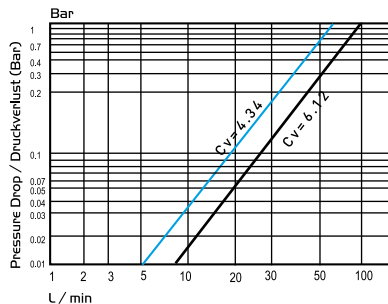
**Material - Material**

- Coupler Body - Kupplungsgrundkörper : Brass - Messing
- Sleeve - Hülse : Stainless Steel - Edelstahl (AISI 420)
- Valve - Ventil : Brass - Messing
- Springs - Federn : Stainless Steel - Edelstahl
- Balls - Kugeln : Stainless Steel - Edelstahl
- Seals - Dichtungen : Fluorocarbon FPM (V)
- Plug Body- Nippel : Stainless Steel - Edelstahl (AISI 420)



Ø Nominal - Nennweite (mm)	12	
Working Pressure - Betriebsdruck (bar)	16	
Cross section - Querschnitt (mm <sup>2</sup> )	113	
Number of the Balls - Anzahl der Kugeln	6	
Working Temperature - Betriebstemperatur	V - Viton (FPM)	-10°C +200°C
	E - Ethylene Prop. (EPDM)	-20°C +150°C
	Ni - Nitrile (NBR)	-15°C +100°C
Flowing - Ausführung	Single Shut-Off	—○—←
	Double Shut-Off	—○—←○—
	Full Flow	—→←

Ø Nominal - Nennweite (mm)	16	
Working Pressure - Betriebsdruck (bar)	16	
Cross section - Querschnitt (mm <sup>2</sup> )	201	
Number of the Balls - Anzahl der Kugeln	12	
Working Temperature - Betriebstemperatur	V - Viton (FPM)	-10°C +200°C
	E - Ethylene Prop. (EPDM)	-20°C +150°C
	Ni - Nitrile (NBR)	-15°C +100°C
Flowing - Ausführung	Single Shut-Off	—○—←
	Double Shut-Off	—○—←○—
	Full Flow	—→←



— Double Shut-off / Beidseitig absperrend  
— Single Shut-off / Einseitig absperrend

— Double Shut-off / Beidseitig absperrend  
— Single Shut-off / Einseitig absperrend

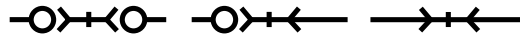
Flow direction - Flußrichtung : Plug to socket - von Stecker zu Kupplung  
Oil Viscosity at - Öl Viskosität 40° : C:13.4 cst

Flow direction - Flußrichtung : Plug to socket - von Stecker zu Kupplung  
Oil Viscosity at - Öl Viskosität 40° : C:13.4 cst

SERIE 101 ■

COUPLINGS, MULTICOUPLINGS & MOULD COOLING PRODUCTS

KUPPLUNGEN, MULTIKUPPLUNGEN & KÜHLUNGSELEMENTE FÜR WERKZEUGE



QUICK COUPLINGS FOR MOULD AND GENERAL INDUSTRY

● **SCHNELLVERSCHLUSSKUPPLUNGEN FÜR FORMWERKZEUGE UND ALLG. INDUSTRIE** ●

Leak-tight during connection Positive Überdeckung

● TST 101.20 TST 101.25

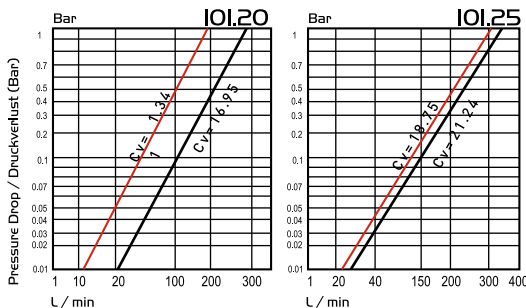
● TST 101.38

**Material - Material**

Coupler Body - Kupplungsgrundkörper : Brass Nickel Plated - Messing Vernickelt  
 Sleeve - Hülse : Stainless Steel - Edelstahl (AISI 420)  
 Valve - Ventil : Brass Nickel Plated - Messing Vernickelt  
 Springs - Federn : Stainless Steel - Edelstahl  
 Balls - Kugeln : Stainless Steel - Edelstahl  
 Seals - Dichtungen : Fluorocarbon FPM (V)  
 Plug - Nippel : Stainless Steel - Edelstahl (AISI 420)



Ø Nominal - Nennweite (mm)		20	25
Working Pressure - Betriebsdruck (bar)		16	16
Cross section - Querschnitt (mm <sup>2</sup> )		314	314
Number of the Balls - Anzahl der Kugeln		12	12
Working Temperature - Betriebstemperatur	V - Viton (FPM)	-10°C +200°C	-10°C +200°C
	E - Ethylene Prop. (EPDM)	-20°C +150°C	-20°C +150°C
	Ni - Nitrile (NBR)	-15°C +100°C	-15°C +100°C
Flowing - Ausführung	Single Shut-Off	→+←	→+←
	Double Shut-Off	→+←	→+←
	Full Flow	→+←	→+←



— Double Shut-off / Beidseitig absperrend  
 — Single Shut-off / Einseitig absperrend

Flow direction - Flußrichtung : Plug to socket - von Stecker zu Kupplung  
 Oil Viscosity at - Öl Viskosität 40° : C:13.4 cst

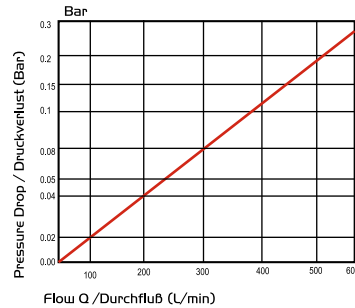
**Interchangeability / Kompatibilität: TST Desing**

**Material - Material**

Coupler Body - Kupplungsgrundkörper : Brass Nickel Plated - Messing Vernickelt  
 Sleeve - Hülse : Stainless Steel - Edelstahl (AISI 420)  
 Valve - Ventil : Brass Nickel Plated - Messing Vernickelt  
 Springs - Federn : Stainless Steel - Edelstahl  
 Balls - Kugeln : Stainless Steel - Edelstahl  
 Seals - Dichtungen : Fluorocarbon FPM (V)  
 Plug Body- Nippel : Stainless Steel - Edelstahl (AISI 420)



Ø Nominal - Nennweite (mm)		38
Working Pressure - Betriebsdruck (bar)		16
Cross section - Querschnitt (mm <sup>2</sup> )		1130
Number of the Balls - Anzahl der Kugeln		14
Working Temperature - Betriebstemperatur	V - Viton (FPM)	-10°C +200°C
	E - Ethylene Prop. (EPDM)	-20°C +150°C
	Ni - Nitrile (NBR)	-15°C +100°C
Flowing - Ausführung	Single Shut-Off	→+←
	Double Shut-Off	→+←
	Full Flow	→+←



— Double Shut-off / Beidseitig absperrend

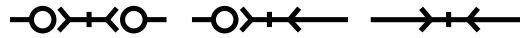
Flow direction - Flußrichtung : Plug to socket - von Stecker zu Kupplung  
 Oil Viscosity at - Öl Viskosität 38° : 43 cst



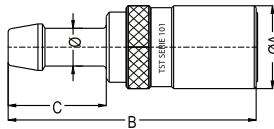
**COUPLINGS, MULTICOUPLINGS & MOULD COOLING PRODUCTS**

KUPPLUNGEN, MULTIKUPPLUNGEN & KÜHLUNGSELEMENTE FÜR WERKZEUGE

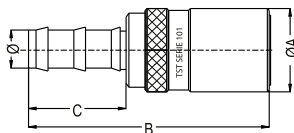
**SERIE 101**



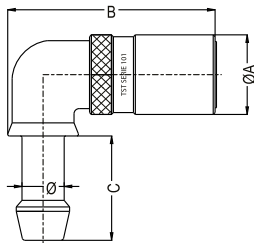
**Coupler  
Kupplung**



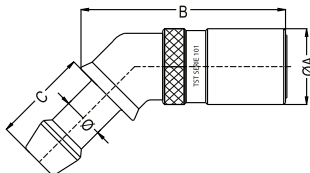
**Coupler with hose tail  
Kupplung mit Schlauchtülle**



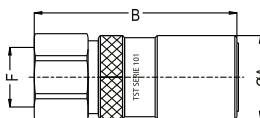
**Push lock hose tail coupler  
Kupplung mit Schnellsteck - Schlauchtülle**







**Coupler with hose tail 90°  
Kupplung mit 90° Schlauchtülle**



**Coupler with hose tail 45°  
Kupplung mit 45° Schlauchtülle**



**Coupler with female thread  
Kupplung mit Innengewinde**

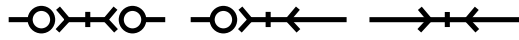
NW Size/ Größe mm	Connection Anschlüsse (F/Ø)	Single & Double Shut-off Einseitig & Beidseitig absperrend		Full Flow Nicht absperrend		ØA	B	C	SW
									
6	08 - 5/16"	101.06 HGB 08		101.06 FGF 10		19.3	60	23	
9	12 - 15/32"	101.09 HGB 12		101.09 FGF 10		25	69	28.3	
12	13 - 1/2"	101.12 HGB 13		101.09 FGF 13		25	69.5	28	
12	16 - 5/8"	101.12 HGB 16		101.12 FGF 13		30.3	81.1	28	
16	16 - 5/8"	101.16 HGB 16		101.16 FGF 16		38	108	28	
16	19 - 3/4"	101.16 HGB 19		101.16 FGF 19		38	108	28	
16	19 - 3/4"					38	88	28	
<hr/>									
6	10 - 3/8"	101.06 FGB 10		101.06 FGF 10		19.7	65.5	24	
9	10 - 3/8"	101.09 FGB 10		101.09 FGF 10		25	69.5	24	
9	13 - 1/2"	101.09 FGB 13		101.09 FGF 13		25	69.5	28	
12	13 - 1/2"	101.12 FGB 13		101.12 FGF 13		30.3	81.1	28	
16	16 - 5/8"	101.16 FGB 16		101.16 FGF 16		38	113	38	
16	19 - 3/4"	101.16 FGB 19		101.16 FGF 19		38	113	38	
<hr/>									
6	08 - 5/16"	101.06 HGB 08-90°		101.06 HGF 08-90°		19.3	48.4	23	
9	10 - 3/8"	101.09 HGB 10-90°		101.09 HGF 10-90°		25	65	28	
9	12 - 15/32"	101.09 HGB 12-90°		101.09 HGF 12-90°		25	65	28	
12	16 - 5/8"	101.12 HGB 16-90°		101.12 HGF 16-90°		30.3	79.2	28	
16	19 - 3/4"	101.16 HGB 19-90°		101.16 HGF 19-90°		38	132	53	
<hr/>									
6	08 - 5/16"	101.06 HGB 08-45°		101.06 HGF 08-135°		19.3	18.4	23	
<hr/>									
6	BSP 1/4"	101.06 DGB 13		101.06 DGF 13		19.3	45.4	17	
6	NPT 1/4"	101.06 NGB 13		101.06 NGF 13		19.3	45.4	17	
9	BSP 3/8"	101.09 DGB 17		101.09 DGF 17		25	53.2	22	
9	NPT 1/4"	101.09 NGB 17		101.09 NGF 17		25	53.2	22	
12	BSP 1/2"	101.12 DGB 21		101.12 DGF 21		30.3	67	27	
12	NPT 1/2"	101.12 NGB 21		101.12 NGF 21		30.3	65	27	
16	BSP 3/4"	101.16 DGB 26		101.16 DGF 26		38	90	35	
16	BSP 3/4"			101.16 NGF 26SP		38	57	35	
16	NPT 3/4"	101.16 NGB 26		101.16 NGF 26		38	90	35	



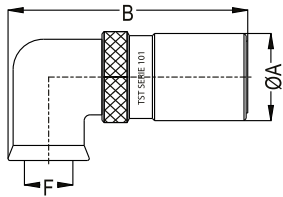
**COUPLINGS, MULTICOUPLINGS & MOULD COOLING PRODUCTS**

**SERIE 101**

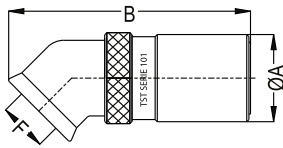
**KUPPLUNGEN, MULTIKUPPLUNGEN & KÜHLUNGSELEMENTE FÜR WERKZEUGE**



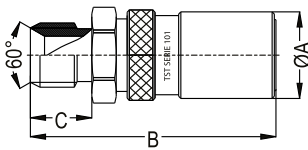
**Coupler  
Kupplung**



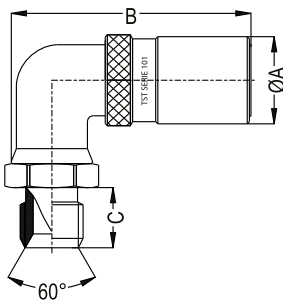
Coupler with female thread 90°  
Kupplung mit 90° Innengewinde



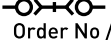


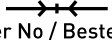
Coupler with female thread 45°  
Kupplung mit 45° Innengewinde



Coupler with male thread  
Kupplung mit Aussengewinde




Coupler with male thread 90°  
Kupplung mit 90° Aussengewinde

NW Size/ Größe mm	Connection Anschlüsse (F/Ø)	Single & Double Shut-off Einseitig & Beidseitig absperrend		Full Flow Nicht absperrend		ØA	B	C	SW
									
6	BSP 1/4"	101.06 DGB 13-90°	101.06 DGF 13-90°	19.3	57.5				
6	NPT 1/4"	101.06 NGB 13-90°	101.06 NGF 13-90°	19.3	57.5				
9	BSP 3/8"	101.09 DGB 17-90°	101.09 DGF 17-90°	25	65				
9	NPT 3/8"	101.09 NGB 17-90°	101.09 NGF 17-90°	25	65				
12	BSP 1/2"	101.12 DGB 21-90°	101.12 DGF 21-90°	37.3	81.1				
12	NPT 1/2"	101.12 NGB 21-90°	101.12 NGF 21-90°	37.3	81.1				
6	BSP 1/4"	101.06 DGB 13-45°	101.06 DGF 13-135°	19.3	48.4				
6	BSP 1/4"	101.06 EGB 13	101.06 EGF 13	19.3	51.5	17			
9	BSP 3/8"	101.09 EGB 17	101.09 EGF 17	25	61	22			
12	BSP 1/2"	101.12 EGB 21	101.12 EGF 21	30.3	72	27			
16	BSP 3/4"	101.16 EGB 26	101.16 EGF 26	38	95	32			
6	BSP 1/4"	101.06 EGB 13-90°	101.06 EGF 13-90°	19.3	57.5	17			
9	BSP 3/8"	101.09 EGB 17-90°	101.09 EGF 17-90°	25	65	22			
12	BSP 1/2"	101.12 EGB 21-90°	101.12 EGF 21-90°	30.3	81.1	27			
16	BSP 3/4"	101.16 EGB 26-90°	101.16 EGF 26-90°	38	132	32			

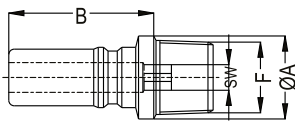
**COUPLINGS, MULTICOUPLINGS & MOULD COOLING PRODUCTS**

KUPPLUNGEN, MULTIKUPPLUNGEN & KÜHLUNGSELEMENTE FÜR WERKZEUGE

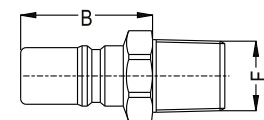
**SERIE 101**



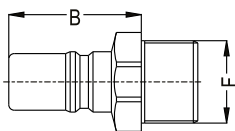
**Plug / Nippel**



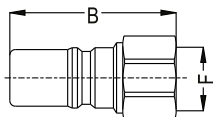
**Tapered Male Threaded Plugs**  
Nippel mit konischem Aussengewinde



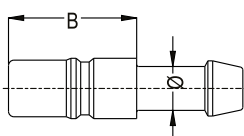
**Tapered Male Threaded Plugs**  
Nippel mit konischem Aussengewinde



**Male Threaded Plugs**  
Nippel mit zylindrischem Aussengewinde



**Female Threaded Plugs**  
Nippel mit Innengewinde



**Hose tail plug**  
Nippel mit Schlauchtülle

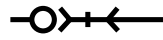
NW Size/ Größe mm	Connection Anschlüsse (F/Ø)	Order No / Bestellnr.	B	ØD	SW
6	BSPT 1/8"	101.06 RU 10	21	10	5
6	BSPT 1/4"	101.06 RU 13	22	14	5
6	NPT 1/8"	101.06 TU 10	22	10	5
6	NPT 1/4"	101.06 TU 13	22	14	5
9	BSPT 1/4"	101.09 RU 13	21	14	8
9	BSPT 3/8"	101.09 RU 17	23	17	8
9	NPT 1/4"	101.09 TU 13	23	14	8
9	NPT 3/8"	101.09 TU 17	23	17	8
12	BSPT 3/8"	101.12 RU 17	26	18	10
12	BSPT 1/2"	101.12 RU 21	29		22
12	NPT 3/8"	101.12 TU 17	26		22
12	NPT 1/2"	101.12 TU 21	29		22
16	BSPT 1/2"	101.16 RU 21	39		24
16	BSPT 3/4"	101.16 RU 26	41.5		27
9	BSP 1/2"	101.09 EU 21	25		22
12	BSP 3/4"	101.12 EU 26	31		27
16	BSP 1"	101.16 EU 33	41.5		32
16	M24x1.5	101.16 EUM 24	39		30
6	BSP 1/4"	101.06 DU 13	34		17
6	NPT 1/4"	101.06 NU 13	36		17
9	BSP 3/8"	101.09 DU 17	37		22
9	NPT 3/8"	101.09 NU 17	37		22
12	BSP 1/2"	101.12 DU 21	45		27
12	NPT 1/2"	101.12 NU 21	46		27
16	BSP 3/4"	101.16 DU 26	58		32
16	NPT 3/4"	101.16 NU 26	60		32
6	Ø8 5/16"	101.06 HU 08	21		
9	Ø12 15/32"	101.09 HU 12	25		
12	Ø16 5/8"	101.12 HU 16	26		
16	Ø19 3/4"	101.16 HU 19	37		



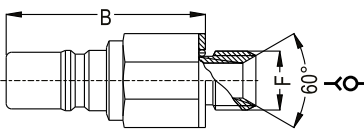
SERIE 101 ■

COUPLINGS, MULTICOUPLINGS & MOULD COOLING PRODUCTS

KUPPLUNGEN, MULTIKUPPLUNGEN & KÜHLUNGSELEMENTE FÜR WERKZEUGE

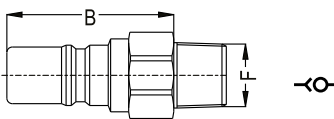


Shut-off Plugs  
Verschlussnippel



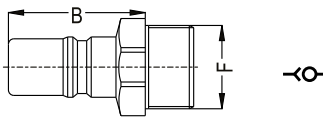
Male Threaded Shut-off Plugs with parallel tread  
Verschlussnippel mit zylindrischem Aussengewinde

NW Size/ Größe mm	Connection Anschlüsse (F/Ø)	Order No / Bestellnr.	B	ØD	SW
6	BSP 1/8"	101.06 OUB 10	37		17
6	BSP 1/4"	101.06 OUB 13	34.5		17
9	BSP 1/4"	101.09 OUB 13	38		19
9	BSP 3/8"	101.09 OUB 17	38		20
12	BSP 3/8"	101.12 OUB 17	51.5		24
12	BSP 1/2"	101.12 OUB 21	50.4		27
16	BSP 3/4"	101.16 OUB 26	62.5		32



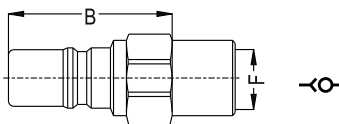
Tapered Male Shut-off Threaded Plugs  
Verschlussnippel mit konischem Aussengewinde

6	BSPT 1/8"	101.06 RUB 10	36		17
6	BSPT 1/4"	101.06 RUB 13	33		17
6	NPT 1/8"	101.06 TUB 10	28		17
6	NPT 1/4"	101.06 TUB 13	33		17
9	BSPT 1/4"	101.09 RUB 13	36.5		19
9	BSPT 3/8"	101.09 RUB 17	38		19
9	NPT 1/4"	101.09 TUB 13	35		19
9	NPT 3/8"	101.09 TUB 17	35		19
12	BSPT 3/8"	101.12 RUB 17	50		24
12	BSPT 1/2"	101.12 RUB 21	47.5		24
12	NPT 3/8"	101.12 TUB 17	50		24
12	NPT 1/2"	101.12 TUB 21	47.5		24
16	BSPT 3/4"	101.16 RUB 26	62		32
16	NPT 3/4"	101.16 TUB 26	62		32



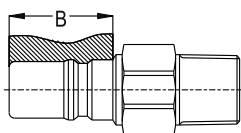
BSP Male Threaded Shut-off Plugs  
Verschlussnippel mit zylindrischem Aussengewinde

6	BSP 3/8"	101.06 EUB 17	26		19
9	BSP 1/2"	101.09 EUB 21	25		22
12	BSP 3/4"	101.12 EUB 26	30		27
16	BSP 1"	101.16 EUB 33	38		32



Female Threaded Shut-off Plugs  
Verschlussnippel mit Innengewinde

6	BSP 1/4"	101.06 DUB 13	47		17
6	NPT 1/4"	101.06 NUB 13	47		17
9	BSP 1/4"	101.09 DUB 13	48.5		19
9	NPT 1/4"	101.09 NUB 13	48.5		19
9	BSP 3/8"	101.09 DUB 17	48.5		21
12	NPT 1/2"	101.12 NUB 21	63		27
16	BSP 3/4"	101.16 DUB 26	81		32
16	NPT 3/4"	101.16 NUB 26	81		32




Connecting Size  
Anschlussabmessungen

6		101.06	17.8		
9		101.09	19		
12		101.12	24		
16		101.16	31		

**COUPLINGS, MULTICOUPLINGS & MOULD COOLING PRODUCTS**

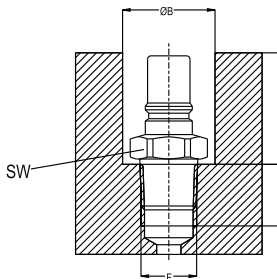
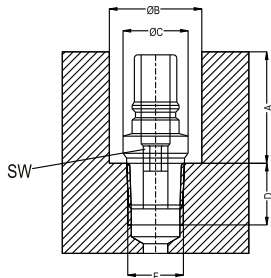
KUPPLUNGEN, MULTIKUPPLUNGEN & KÜHLUNGSELEMENTE FÜR WERKZEUGE

**SERIE 101**



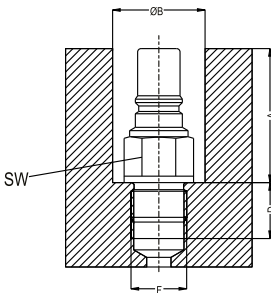
Assembling of straight - through plugs on the mould Einbaumaße für Nippel (ohne Ventil) in Werkzeuge

Tapered Male Threaded Plugs  
Nippel mit konischem Aussengewinde



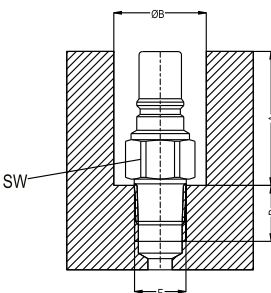
NW Size/ Größe mm	Connection Anschlüsse (F/Ø)	Order No / Bestellnr.	ØA	ØB	ØC	D	SW
6	BSPT 1/8"	101.06 RU 10	26	20	10	9	5
6	NPT 1/8"	101.06 TU 10	28	20	11	9	5
6	BSPT 1/4"	101.06 RU 13	27	20	14	11	5
6	NPT 1/4"	101.06 TU 13	27	20	14	12	5
9	BSPT 1/4"	101.09 RU 13	26	26	14	12	8
9	NPT 1/4"	101.09 TU 13	28	26	14	13	8
9	BSPT 3/8"	101.09 RU 17	28	26	17	13	8
9	NPT 3/8"	101.09 TU 17	28	26	17	13	8
12	BSPT 3/8"	101.12 RU 17	31	33	18	13	10
12	NPT 3/8"	101.12 TU 17	31	33		13	10
12	BSPT 1/2"	101.12 RU 21	34	33		16	22
12	NPT 1/2"	101.12 TU 21	34	33		17	22
16	BSPT 3/4"	101.16 RU 26	46	40		18	27

Assembling of self-sealing plugs on the mould Einbaumaße für Verschlussnippel in Werkzeuge



Shut-off Plug with cylindrical male thread  
Verschlussnippel mit zylindrischem Aussengewinde

6	BSP 1/8"	101.06 EUB 10	36	40		8	17
6	BSP 1/4"	101.06 EUB 13	33	27		9	17
9	BSP 1/4"	101.09 EUB 13	36	29		9	19
9	BSP 3/8"	101.09 EUB 17	36	30		12	19
12	BSP 3/8"	101.12 EUB 17	50	36		9	24
12	BSP 1/2"	101.12 EUB 21	50	36		12	24
16	BSP 3/4"	101.16 EUB 26	64	46		16	32



Shut-off Plug with conical male thread  
Verschlussnippel mit konischem Aussengewinde

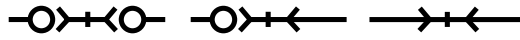
6	BSPT 1/8"	101.06 RUB 10	36	27		10	17
6	NPT 1/8"	101.06 TUB 10	36	27		9	17
6	BSPT 1/4"	101.06 RUB 13	33	27		12	17
6	NPT 1/4"	101.06 TUB 13	33	27		13	17
9	BSPT 1/4"	101.09 RUB 13	36.5	29		12	19
9	NPT 1/4"	101.09 TUB 13	35	29		11	19
9	BSPT 3/8"	101.09 RUB 17	35	29		12	19
9	NPT 3/8"	101.09 TUB 17	35	29		12	19
12	BSPT 3/8"	101.12 RUB 17	50	36		13	24
12	NPT 3/8"	101.12 TUB 17	50	36		13	24
12	BSPT 1/2"	101.12 RUB 21	48	36		17	24
12	NPT 1/2"	101.12 TUB 21	48	36		17	24
16	BSPT 3/4"	101.16 RUB 26	62	46		21	32
16	NPT 3/4"	101.16 TUB 26	62	46		21	32



SERIE 101 ■

**COUPLINGS, MULTICOUPLINGS & MOULD COOLING PRODUCTS**

KUPPLUNGEN, MULTIKUPPLUNGEN & KÜHLUNGSELEMENTE FÜR WERKZEUGE



**Standard version - Standardversion**  
 Viton O-Ring (FPM)  
 Double Shut-off - beideseitig absperrend

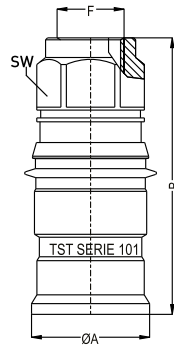
**Options - Optionen**  
 E - EPDM Seal - EPDM Dichtung  
 F - Through Flow - freier Durchfluß

For optional orders please add the symbol of your option end of the order no. Bei Bestellungen Kennbuchstabe bitte hinzufügen (Beispiel: 101.20 EG 33 E-F)

**Material - Material**

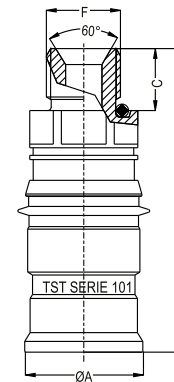
- Coupler Body - Kupplungsgrundkörper : Brass - Messing
- Sleeve - Hülse : Stainless Steel - Edelstahl
- Valve - Ventil : Brass - Messing
- Springs - Federn : Stainless Steel - Edelstahl
- Balls - Kugeln : Stainless Steel - Edelstahl
- Seals - Dichtungen : Viton (V)
- Plug - Nippel : Stainless Steel - Edelstahl

**Coupler and Plug  
 Kupplung und Nippel**



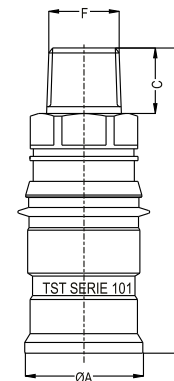
Shut-off Coupler With Female Thread  
 Kupplung mit Innengewinde und Ventil

Size Nennweite mm	Connection Anschlüsse (F/Ø)	Order No Bestellnr.	ØA	B	C	SW
20	BSP 3/4"	101.20 DGB 26	53	117		41
20	NPT 3/4"	101.20 NGB 26	53	117		41
20	BSP 1"	101.20 DGB 33	53	117		41
20	NPT 1"	101.20 NGB 33	53	117		41
25	BSP 1"	101.25 DGB 33	60	140.8		50
25	BSP 1 1/4"	101.25 DGB 42	60	140.8		50
38	BSP 1 1/2"	101.38 DGB 48	82.3	158.4		70
38	BSP 2"	101.38 DGB 60	82.3	168.4		75



Shut-off Coupler With Male Parallel Thread  
 Kupplung mit zylindrischem Aussengewinde und Ventil

20	BSP 1"	101.20 EGB 33	53	131.5	19	41
25	BSP 1"	101.25 EGB 33	60	142	19	50
25	BSP 1 1/4"	101.25 EGB 42	60	144	22	50
38	BSP 1 1/2"	101.38 EGB 48	82.3	182	22	70



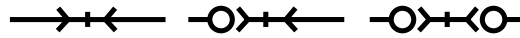
NPT Male Threaded Shut-off Coupler  
 Kupplung mit NPT Aussengewinde und Ventil

20	NPT 1"	101.20 TGB 33	53	133.5	21	41
25	NPT 1"	101.25 TGB 33	60	144	21	50
25	NPT 1 1/4"	101.25 TGB 42	60	147	15	50
38	NPT 1 1/2"	101.38 TGB 48	82.3	184	27	70
38	NPT 2"	101.38 TGB 60	82.3	187	27	70

**COUPLINGS, MULTICOUPLINGS & MOULD COOLING PRODUCTS**

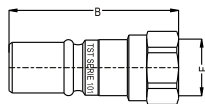
KUPPLUNGEN, MULTIKUPPLUNGEN & KÜHLUNGSELEMENTE FÜR WERKZEUGE

**SERIE 101**



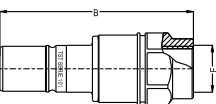
**Coupler and Plug  
Kupplung und Nippel**

Size Nennweite mm	Connection Anschlüsse (F/Ø)	Order No Bestellnr.	ØA	B	C	SW
-------------------------	-----------------------------------	------------------------	----	---	---	----



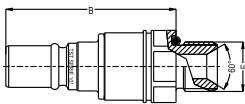
Plug With Female Thread  
Nippel mit Innengewinde

20	BSP 1"	101.20 DU 33		92		41
25	BSP 1"	101.25 DU 33		100		41
38	BSP 1 1/2"	101.38 DU 48		156		70



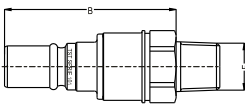
Shut-off Plug With  
Female Thread  
Verschlussnippel mit  
Innengewinde

20	BSP 3/4"	101.20 DUB 26		126.5		41
20	BSP 1"	101.20 DUB 33		126.5		41
20	NPT 1"	101.20 NUB 33		126.5		41
25	BSP 1"	101.25 DUB 33		148.5		50
25	BSP 1 1/4"	101.25 DUB 42		148.5		50
38	BSP 1 1/2"	101.38 DUB 48		156		70
38	BSP 2"	101.38 DUB 60		165		75



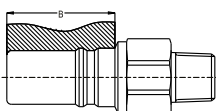
Shut-off Plug With  
Male Parallel Thread  
Verschlussnippel mit  
zylindrischem  
Aussengewinde

20	BSP 1"	101.20 EUB 33		122		41
25	BSP 1"	101.25 EUB 33		131.5		50
25	BSP 1 1/4"	101.25 EUB 42		131.5		50
38	BSP 1 1/2"	101.38 EUB 48		156		70
38	BSP 2"	101.38 EUB 60		156		70



NPT Male Threaded  
Shut-off Plug  
Verschlussnippel mit  
NPT Aussengewinde

20	NPT 1"	101.20 TUB 33		122		41
25	NPT 1"	101.25 TUB 33		131.5		50
25	NPT 1 1/4"	101.25 TUB 42		131.5		50
38	NPT 1 1/2"	101.38 TUB 48		156		70
38	NPT 2"	101.38 TUB 60		156		70



Connecting Size  
Anschlussabmessungen

20		101.20		61		
25		101.25		72		
38		101.38		74.4		

**Standard version - Standardversion**  
Viton O-Ring (FPM)  
Double Shut-off - beidseitig absperrend

**Options - Optionen**  
E - EPDM Seal - EPDM Dichtung  
F - Through Flow - freier Durchfluß

For optional orders please add the symbol of your option end of the order no.  
Bei Bestellungen Kennbuchstabe bitte hinzufügen  
(Beispiel: 101.20 EG 33 E-F)

**Material - Material**

Coupler Body -  
Kupplungsgrundkörper  
Sleeve - Hülse : Brass - Messing  
Valve - Ventil : Stainless Steel - Edelstahl  
Springs - Federn : Brass - Messing  
Balls - Kugeln : Stainless Steel - Edelstahl  
Seals - Dichtungen : Viton (V)  
Plug - Nippel : Stainless Steel - Edelstahl

SERIE 101 ■

**COUPLINGS, MULTICOUPLINGS & MOULD COOLING PRODUCTS**

KUPPLUNGEN, MULTIKUPPLUNGEN & KÜHLUNGSELEMENTE FÜR WERKZEUGE

**MULTI COUPLINGS MULTIKUPPLUNGSSYSTEME**

TST Multi coupling systems are applicable for quick changing of injection moulding and die cast equipments. This system avoids from the wrong connections in a quick and simple way.

tst Multi Coupling connection is starting from 3 circuits and it may increase up to 12 circuits + according to customer needs. Water Couplers for max 10 bar and 180 °C and also there exist manual multi couplers for electrical and hydraulic connections in our product range.

**TST Standard Multi Coupling Ranges**

- M106 (Flow Size : 6 mm)
- M109 (Flow Size : 9 mm)
- M112 (Flow Size : 12 mm)
- M116 (Flow Size : 16 mm)

**According to the requested coupler quantity:**

- 6 couplers : 3 circuits
- 8 couplers : 4 circuits
- 10 couplers : 5 circuits
- 12 couplers : 6 circuits
- 16 couplers : 8 circuits
- 20 couplers : 10 circuits
- 24 couplers : 12 circuits

tst Multikupplungssysteme werden zur Verkürzung der Werkzeugwechselzeit im Spritzguss und Druckguss eingesetzt. Diese Systeme verhindern zusätzlich ein Verwechseln der einzelnen Kreisläufe untereinander.

tst Multikupplungssysteme gibt es ab 3 bis über 12 Kreisläufe je nach Kundenanforderung.

Wasserkupplungen sind ausgelegt für maximal 10bar und 180C° und es gibt ebenso manuell zu betätigende Multikupplungen für Elektrik und Hydraulik in unserem Produktportfolio.

**tst Standard Multikupplungsserien**

- M106 (NW : 6 mm)
- M109 (NW : 9 mm)
- M112 (NW : 12 mm)
- M116 (NW : 16 mm)

**Entsprechend der angeforderten Kupplungsmenge :**

- 6 Kupplungen : 3 Kreisläufe
- 8 Kupplungen : 4 Kreisläufe
- 10 Kupplungen : 5 Kreisläufe
- 12 Kupplungen : 6 Kreisläufe
- 16 Kupplungen : 8 Kreisläufe
- 20 Kupplungen : 10 Kreisläufe
- 24 Kupplungen : 12 Kreisläufe





**COUPLINGS, MULTICOUPLINGS & MOULD COOLING PRODUCTS**

KUPPLUNGEN, MULTIKUPPLUNGEN & KÜHLUNGSELEMENTE FÜR WERKZEUGE

**SERIE 102**



**Applications:**

- \* Cooling the mould and its components
- \* Conditioning the Thermoplastic Blow Moulding.
- \* Conditioning the Thermoplastic Injection Moulding
- \* Heat Transfer From The Origin  
With Mineral - Synthetic Oils (Up To 150°C )

**Anwendungen:**

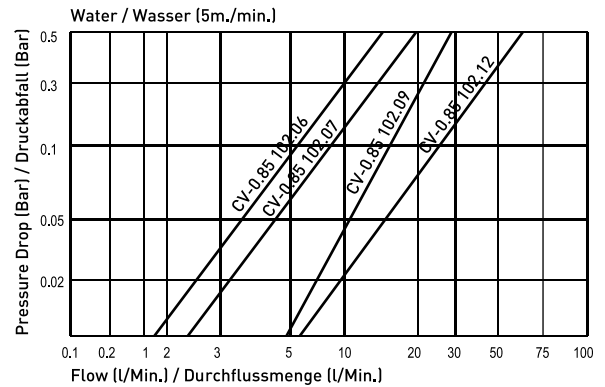
- \* Kühlung von Werkzeugen und ihren Elementen
- \* Temperierung von Blaswerkzeugen
- \* Temperierung von Spritzgießwerkzeugen
- \* Verbinden von Spritzgießwerkzeugen mit mineralischen und synthetischen Wärmeträgerölen bis 150°C

**Advantages:**

The flat faced 102 serie couplings prevent to enter any dirt into the circuit  
Max. flow , Min. size  
High frequency Connections  
Excellent Reliability And Efficiency.

**Vorteile:**

Leckagefreie Ausführung mit ebener Stirnfläche verhindert die Verschmutzung des Arbeitsplatzes  
Optimale Durchflussmenge bei geringstem Platzbedarf  
Hohe Frequenz  
Hohe Zuverlässigkeit und hoher Wirkungsgrad



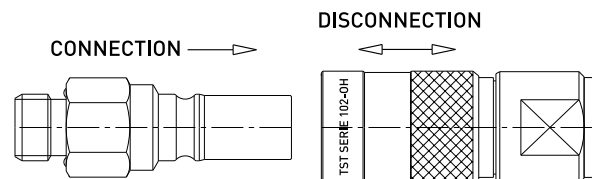
Standard Serie Standard Serie	102.06	102.07	102.09	102.12
Double Shut-off Beidseitig absperrend	Double / Beidseitig 	Double / Beidseitig 	Double / Beidseitig 	Double / Beidseitig 
Nominal Nennweite Ø(mm.)	6	7	9	12
Max. Working Press. Max. Betriebsdruck (Bar)	50	50	50	50
Operating Temperature Betriebstemperatur (°C)	-10°C, +150°C	-10°C, +150°C	-10°C, +150°C	-10°C, +150°C

• ONE HAND (OH) CONNECTION SERIE • TST 102

**Push-Pull Coupling**

For optional orders please add the symbol OH end of the order no.

Bei Bestellungen Kennbuchstabe OH hinzufügen



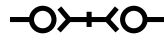
**Connection : One hand  
Disconnection : Push-Pull  
Kuppeln : Einhandbedienung  
Auskuppeln : Push-Pull**



SERIE 102 ■

**COUPLINGS, MULTICOUPLINGS & MOULD COOLING PRODUCTS**

KUPPLUNGEN, MULTIKUPPLUNGEN & KÜHLUNGSELEMENTE FÜR WERKZEUGE



**Flat Face Type Flat Face Ausführung**

Flat Face Type  
Flat Face Typ in Leckagefreier Ausführung

**Temperature Range - Temperaturbereich**  
-15°C +150°C (+5°F +302°F) Mineral Oil  
-15°C +200°C (+5°F +392°F) Synthetic Oil

**Working Pressure - Betriebsdruck**  
0 - 50 bar (0 - 725 PSI)

**Flow capacity - Nennweiten**  
NW - 6 / 102.06  
NW - 7 / 102.07  
NW - 9 / 102.09  
NW - 12 / 102.12

**Standard version - Standardversion**  
Without plating - Ohne Beschichtung  
O-Ring - Dichtung - Fluorocarbon (FPM)  
Double shut-off - Beidseitig absperrend  
Flat Face Type - Flat Face Typ

**Material - Material**

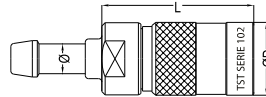
Coupler body -  
Kupplungsgrundkörper : Stainless Steel - Edelstahl  
Back Part- Hinterteil : Brass - Messing  
Sleeve - Hülse : Stainless Steel - Edelstahl  
Valve - Ventil : Brass - Messing

Springs - Federn : Stainless Steel - Edelstahl  
Balls -Kugeln : AISI 420 & Hardened - Gehärtet AISI 420

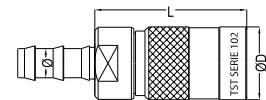
Seals - Dichtungen : Viton (V) - Viton (V)  
Plug - Nippel : Stainless Steel - Edelstahl

Plug Back Part - Hinterteil Nippel : Brass - Messing

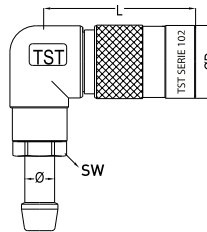
**Coupler and Plug  
Kupplung und Nippel**



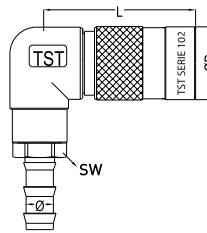
Coupler with hose tail  
Kupplung mit Schlauchtülle



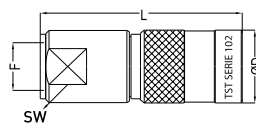
Push-lock hose tail coupler  
Kupplungen mit Schnellsteck Schlauchtülle



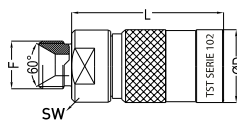
Coupler with hose tail 90°  
Kupplung mit 90° Schlauchtülle



Coupler with Push-lock hose tail 90°  
Kupplung mit 90° Schnellsteck Schlauchtülle



Female threaded coupler  
Kupplung mit Innengewinde



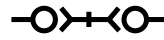
Male threaded coupler end con. 60°  
Kupplung mit zylindrischem Aussengewinde 60° Innenkonus

NW Size/ Größe mm	Connection Anschlüsse F	Order No Bestellnr.	Ø	L	SW
06	Ø10	102.06 HGB 10	22	55.5	20
07	Ø10	102.07 HGB 10	22	55.5	20
09	Ø13	102.09 HGB 13	28	65	24
06	Ø10	102.06 FGB 10	21.7	47.4	20
07	Ø10	102.07 FGB 10	21.7	47.4	20
09	Ø13	102.09 FGB 13	28	65.5	24
12	Ø16	102.12 FGB 16	44	86.9	27
06	Ø10	102.06 HGB 10-90°	22	47.5	14
07	Ø10	102.07 HGB 10-90°	22	47.5	14
09	Ø13	102.09 HGB 13-90°	28	71	22
06	Ø10	102.06 FGB 10-90°	22	47.05	14
07	Ø10	102.07 FGB 10-90°	22	47.05	14
09	Ø13	102.09 FGB 13-90°	28	71	22
06	BSP 1/4"	102.06 DGB 13	21.7	60.4	20
07	BSP 1/4"	102.07 DGB 13	21.7	60.4	20
09	BSP 3/8"	102.09 DGB 17	28	75.5	24
12	BSP 1/2"	102.12 DGB 21	44	102.9	27
06	NPT 1/4"	102.06 NGB 13	21.7	60.4	20
07	NPT 1/4"	102.07 NGB 13	21.7	60.4	20
09	NPT 3/8"	102.09 NGB 17	28	75.5	24
12	NPT 1/2"	102.12 NGB 21	44	102.9	27
06	BSP 1/4"	102.06 EGB 13	21.7	49.2	20
07	BSP 1/4"	102.07 EGB 13	21.7	49.2	20
09	BSP 3/8"	102.09 EGB 17	28	65.5	24
12	BSP 1/2"	102.12 EGB 21	44	94.9	27

**COUPLINGS, MULTICOUPLINGS & MOULD COOLING PRODUCTS**

KUPPLUNGEN, MULTIKUPPLUNGEN & KÜHLUNGSELEMENTE FÜR WERKZEUGE

**SERIE 102**



Flat Face Type  
Flat Face Typ in Leckagefreier Ausführung

**Temperature Range - Temperaturbereich**  
-15°C +150°C (+5°F +302°F) Mineral Oil  
-15°C +200°C (+5°F +392°F) Synthetic Oil

**Working Pressure - Betriebsdruck**  
0 - 50 bar (0 - 725 PSI)

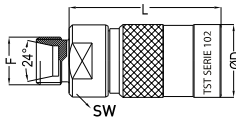
**Flow capacity - Nennweiten**  
NW - 6 / 102.06  
NW - 7 / 102.07  
NW - 9 / 102.09  
NW - 12 / 102.12

**Standard version - Standardversion**  
Without plating - Ohne Beschichtung  
O-Ring - Dichtung - Fluorocarbon (FPM)  
Double shut-off - Beidseitig absperrend  
Flat Face Type - Flat Face Typ

**Material - Material**  
Coupler body - Kupplungsgrundkörper : Stainless Steel - Edelstahl  
Back Part - Hinterteil : Brass - Messing  
Sleeve - Hülse : Stainless Steel - Edelstahl  
Valve - Ventil : Brass - Messing  
  
Springs - Federn : Stainless Steel - Edelstahl  
Balls - Kugeln : AISI 420 & Hardened - Gehärtet AISI 420  
  
Seals - Dichtungen : Viton (V) - Viton (V)  
Plug - Nippel : Stainless Steel - Edelstahl  
Plug Back Part - Hinterteil Nippel : Brass - Messing

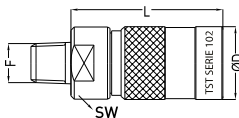
**Coupler and Plug  
Kupplung und Nippel**

NW Size/ Größe mm	Connection Anschlüsse F	Order No Bestellnr.	∅	L	LI	SW
-------------------	-------------------------	---------------------	---	---	----	----



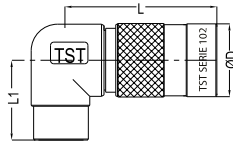
Male threaded coupler end con. 24°  
Kupplung mit zylindrischem Aussengewinde 24° Innenkonus

06	M16x1.5	102.06 EGBM 16-10	21.7	48.9	20	
07	M16x1.5	102.07 EGBM 16-10	21.7	48.9	20	
09	M18x1.5	102.09 EGBM 18-12	28	65.5	24	
12	M20x1.5	102.12 EGBM 20-14	44	110	27	



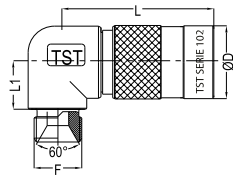
NPT Male Threaded Coupler  
Kupplung mit NPT Aussengewinde

06	NPT 1/4"	102.06 TGB 13	21.7	49.2	20	
07	NPT 1/4"	102.07 TGB 13	21.7	49.2	20	
09	NPT 3/8"	102.09 TGB 17	28	65.5	24	



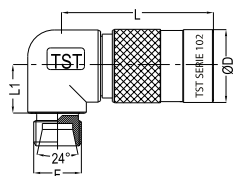
90° Elbow Female Threaded Coupler  
Kupplung mit 90° Innengewinde

06	BSP 1/4"	102.06 DGB 13-90	21.7	47.5	24.15	20
07	BSP 1/4"	102.07 DGB 13-90	21.7	47.5	24.15	20
09	BSP 3/8"	102.09 DGB 17-90	28	71	25.7	24



90° Elbow Male Threaded Coupler End Con. 60°  
Kupplung mit 90° zylindrischem Aussengewinde 60° Innenkonus

06	BSP 1/4"	102.06 EGB 13-90	21.7	47.5	13.15	20
07	BSP 1/4"	102.07 EGB 13-90	21.7	47.5	13.15	20
09	BSP 3/8"	102.09 EGB 17-90	28	74.5	19.5	24



90° Elbow Male Threaded Coupler End Con. 24°  
Kupplung mit 90° zylindrischem Aussengewinde 24° Innenkonus

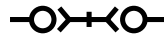
06	M16x1.5	102.06 EGBM 16-10-9022	47.5	13.15	20	
07	M16x1.5	102.07 EGBM 16-10-9022	47.5	13.15	20	
09	M16x1.5	102.09 EGBM 18-12-9028	74.5	19.5	24	



SERIE 102 ■

**COUPLINGS, MULTICOUPLINGS & MOULD COOLING PRODUCTS**

KUPPLUNGEN, MULTIKUPPLUNGEN & KÜHLUNGSELEMENTE FÜR WERKZEUGE



**Flat Face Type Double Shut-off Flat Face Ausführung**

Flat Face Type  
Flat Face Typ in Leckagefreier  
Ausführung

**Temperature Range - Temperaturbereich**  
-15°C +150°C (+5°F +302°F) Mineral Oil  
-15°C +200°C (+5°F +392°F) Sentic Oil

**Working Pressure - Betriebsdruck**  
0 - 50 bar (0 - 725 PSI)

**Flow capacity - Nennweiten**  
NW - 6 / 102.06  
NW - 7 / 102.07  
NW - 9 / 102.09  
NW - 12 / 102.12

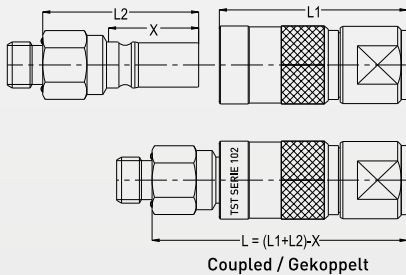
**Standard version - Standardversion**  
Without plating - Ohne Beschichtung  
O-Ring - Dichtung - Fluorocarbon (FPM)  
Double shut-off - Beidseitig absperrend  
Flat Face Type - Flat Face Typ

**Material - Material**

Coupler body - Kupplungsgrundkörper : Stainless Steel - Edelstahl  
Back Part- Hinterteil : Brass - Messing  
Sleeve - Hülse : Stainless Steel - Edelstahl  
Valve - Ventil : Brass - Messing

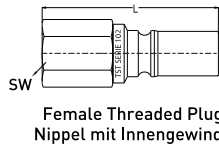
Springs - Federn : Stainless Steel - Edelstahl  
Balls -Kugeln : AISI 420 & Hardened - Gehärtet AISI 420

Seals - Dichtungen : Viton (V) - Viton (V)  
Plug - Nippel : Stainless Steel - Edelstahl  
Plug Back Part - Hinterteil Nippel : Brass - Messing

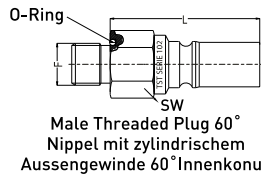


SERIE	X
102.06	24.7
102.07	24.7
102.09	33
102.12	46

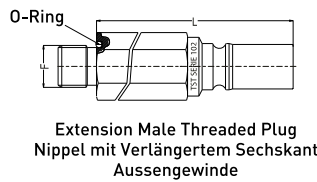
**Coupler and Plug  
Kupplung und Nippel**



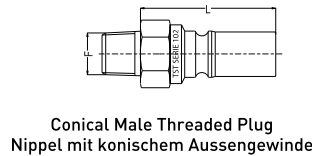
NW Size/ Größe mm	Connection Anschlüsse F	Order No Bestellnr.	L	SW
06	BSP 1/4"	102.06 DUB 13	59	17
07	BSP 1/4"	102.07 DUB 13	59	17
09	BSP 3/8"	102.09 DUB 17	71	23
09	NPT 3/8"	102.09 NUB 17	71	23
12	BSP 1/2"	102.12 DUB 21	89	30
12	NPT 1/2"	102.12 NUB 21	89	30



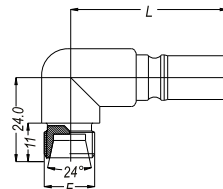
06	BSP 1/4"	102.06 OUB 13	44	17
06	BSP 3/8"	102.06 OUB 17	43	21
07	BSP 1/4"	102.07 OUB 13	44	17
07	BSP 3/8"	102.07 OUB 17	43	21
09	BSP 3/8"	102.09 OUB 17	56	23
12	BSP 1/2"	102.12 OUB 21	70.9	30



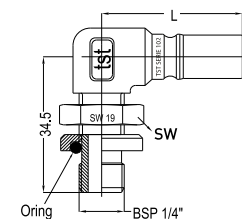
06	BSP 1/4"	102.06 OUB 13X80	82	17
06	BSP 1/4"	102.06 OUB 13X110	112	17
07	BSP 1/4"	102.07 OUB 13X80	82	17
07	BSP 1/4"	102.07 OUB 13X110	112	17



06	BSPT 1/4"	102.06 RUB 13	42	17
06	NPT 1/4"	102.06 TUB 13	42	17
07	BSPT 1/4"	102.07 RUB 13	42	17
07	NPT 1/4"	102.07 TUB 13	42	17
09	BSPT 3/8"	102.09 RUB 17	56	23
09	NPT 3/8"	102.09 TUB 17	56	23
12	BSPT 1/2"	102.12 RUB 21	70.9	30
12	NPT 1/2"	102.12 TUB 21	70.9	30



06	M16X1.5-Ø10	102.06 EUBM 16/10-90	44.2	
----	-------------	----------------------	------	--



06	BSP 1/4"	102.06 OUB 13-90	44.2	19
07	BSP 1/4"	102.07 OUB 13-90	44.2	19

**COUPLINGS, MULTICOUPLINGS & MOULD COOLING PRODUCTS**

KUPPLUNGEN, MULTIKUPPLUNGEN & KÜHLUNGSELEMENTE FÜR WERKZEUGE

**SERIE 102H4**



**Applications:**

- Heat Transfer Oil
- With Mineral - Synthetic Oils (Up To 150°C)
- Lubricating Oil Systems
- Hydraulics

**Anwendungen:**

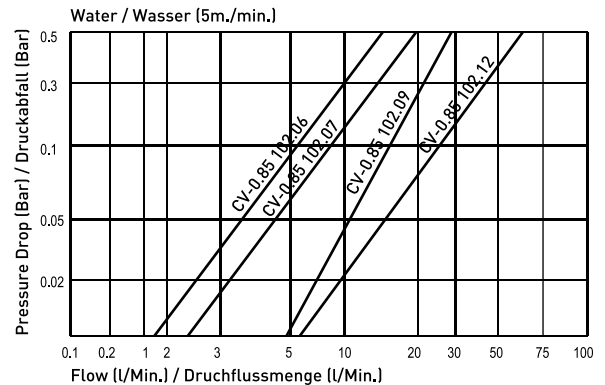
- \* Kühlung von Werkzeugen und ihren Elementen
- \* Temperierung von Blaswerkzeugen
- \* Temperierung von Spritzgießwerkzeugen
- \* Verbinden von Spritzgießwerkzeugen mit mineralischen und synthetischen Wärmeträgerölen bis 150°C
- \* Hydraulik Applikationen

**Advantages:**

- The flat faced 102 Hdyraulice serie couplings prevent to enter any dirt into the circuit
- Max. flow , Min. size
- High frequency Connections
- Excellent Reliability And Efficiency.

**Vorteile:**

- Leckagefreie Hdyraulik Ausführung mit ebener Stirnfläche verhindert die Verschmutzung des Arbeitsplatzes
- Optimale Durchflussmenge bei geringstem Platzbedarf
- Hohe Frequenz
- Hohe Zuverlässigkeit und hoher Wirkungsgrad



Flow & Pressure Drop Chart  
Durchflussmengendiagramm

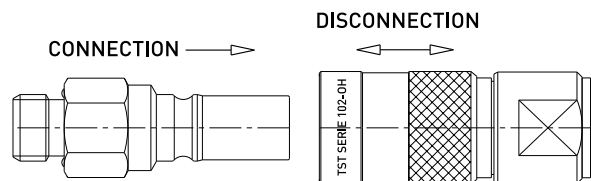
H4 High Pressure Serie H4 Hochdruck Serie	102.06	102.07	102.09	102.12
Double Shut-off Beidseitig absperrend	Double / Beidseitig 	Double / Beidseitig 	Double / Beidseitig 	Double / Beidseitig 
Nominal Nennweite Ø(mm.)	6	7	9	12
Max. Working Press. Max. Betriebsdruck (Bar)	185 Bar	185 Bar	185 Bar	185 Bar
Operating Temperature Betriebstemperatur (°C)	-10°C, +150°C	-10°C, +150°C	-10°C, +150°C	-10°C, +150°C

• ONE HAND (OH) CONNECTION SERIE • TST 102H4

**Push-Pull Coupling**

For optional orders please add the symbol OH end of the order no.

Bei Bestellungen Kennbuchstabe OH hinzufügen



**Connection : One hand**  
**Disconnection : Push-Pull**  
**Kuppeln : Einhandbedienung**  
**Auskuppeln : Push-Pull**

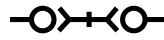
# 102 FLAT FACE & NON SPILL SERIE HYDRAULIC SERIE 102 LECKAGEFREIE SCHNELLKUPPLUNG HYDRAULIK SERIE



## SERIE 102H4

### COUPLINGS, MULTICOUPLINGS & MOULD COOLING PRODUCTS

### KUPPLUNGEN, MULTIKUPPLUNGEN & KÜHLUNGSELEMENTE FÜR WERKZEUGE



#### Flat Face Type Flat Face Ausführung

Flat Face Type  
Flat Face Typ in Leckagefreier  
Ausführung

**Temperature Range - Temperaturbereich**  
NBR (N) :- 15°C +100°C (+5°F +212°F) Mineral Oil  
FPM (V) :-15°C +150°C (+5°F +302°F) Mineral Oil  
FPM (V) :-15°C +200°C (+5°F +392°F) Synthetic Oil  
FFKM (W) :- 0°C+250°C (+32°F +482°F) Synthetic Oil

**Working Pressure - Betriebsdruck**  
0 - 180 bar (0 - 2610 PSI)

**Flow capacity - Nennweiten**  
NW - 6 / 102.06  
NW - 7 / 102.07  
NW - 9 / 102.09  
NW - 12 / 102.12

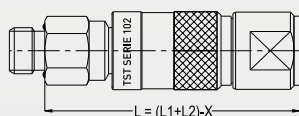
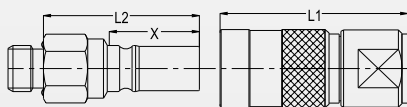
**Standard version - Standardversion**  
Without plating - Ohne Beschichtung  
O-Ring - Dichtung - Fluorocarbon (FPM)  
Double shut-off - Beidseitig absperrend  
Flat Face Type - Flat Face Typ

#### Material - Material

Coupler body -  
Kupplungsgrundkörper : Stainless Steel - Edelstahl  
Back Part- Hinterteil : Stainless Steel - Edelstahl  
Sleeve - Hülse : Stainless Steel - Edelstahl  
Valve - Ventil : Stainless Steel - Edelstahl

Springs - Federn : Stainless Steel - Edelstahl  
Balls -Kugeln : AISI 420 & Hardened -  
Gehärtet AISI 420

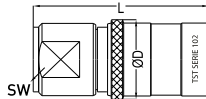
Seals - Dichtungen : FPM (V) - FKM (V)  
Plug - Nippel : Stainless Steel - Edelstahl  
Plug Back Part -  
Hinterteil Nippel : Stainless Steel - Edelstahl



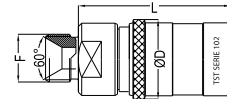
Coupled / Gekoppelt

SERIE	X
102.06	24.7
102.07	24.7
102.09	33
102.12	46

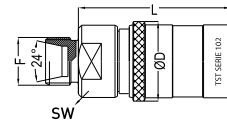
#### Coupler and Plug Kupplung und Nippel



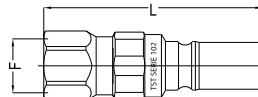
Female threaded coupler  
Kupplung mit Innengewinde



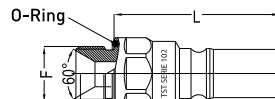
Male threaded coupler end con. 60°  
Kupplung mit zylindrischem  
Aussengewinde 60° Innenkonus



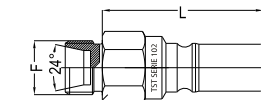
Male threaded coupler end con. 24°  
Kupplung mit zylindrischem  
Aussengewinde 24° Innenkonus



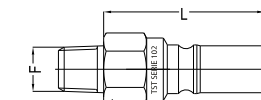
Female Threaded Plug  
Nippel mit Innengewinde



O-Ring  
Male Threaded Plug 60°  
Nippel mit zylindrischem  
Aussengewinde 60° Innenkonus



Extension Male Threaded Plug  
Nippel mit Verlängertem Sechskant  
Aussengewinde



Conical Male Threaded Plug  
Nippel mit konischem Aussengewinde

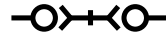
NW Size Größe mm	Connection Anschlüsse F	Order No Bestellnr.	Ø	L	SW
06	BSP 1/4"	102.06 DGB 13-H4	24	60.4	20
06	NPT 1/4"	102.06 NGB 13-H4	24	60.4	20
06	BSP 3/8"	102.06 DGB 17-H4	24	62.9	20
07	BSP 1/4"	102.07 DGB 13-H4	24	60.4	20
07	NPT 1/4"	102.07 NGB 13-H4	24	60.4	20
09	BSP 3/8"	102.09 DGB 17-H4	31	75.5	24
09	NPT 3/8"	102.09 NGB 17-H4	31	75.5	24
12	BSP 1/2"	102.12 DGB 21-H4	48	102.9	27
12	NPT 1/2"	102.12 NGB 21-H4	48	102.9	27
06	BSP1/4"	102.06 EGB 13-H4	24	49.2	20
07	BSP1/4"	102.07 EGB 13-H4	24	49.2	20
09	BSP3/8"	102.09 EGB 17-H4	31	65.5	24
12	BSP1/2"	102.12 EGB 21-H4	48	96	27
06	M16x1.5	102.06 EGBM 16-08-H4	24	48.9	20
07	M16x1.5	102.07 EGBM 16-08-H4	24	48.9	20
09	M20x1.5	102.09 EGBM 20-12-H4	31	65.5	24
12	M22x1.5	102.12 EGBM 22-14-H4	48	110	27
06	BSP 1/4"	102.06 DUB 13-H4	58.5	17	
06	NPT 1/4"	102.06 NUB 13-H4	58	17	
06	BSP 3/8"	102.06 DUB 17-H4	61	21	
07	BSP 1/4"	102.07 DUB 13-H4	58.5	17	
07	NPT 1/4"	102.07 NUB 13-H4	58	17	
09	BSP 3/8"	102.09 DUB 17-H4	71	23	
09	NPT 3/8"	102.09 NUB 17-H4	71	23	
12	BSP 1/2"	102.12 DUB 21-H4	89.9	30	
12	NPT 1/2"	102.12 NUB 21-H4	89.9	30	
06	BSP 1/4"	102.06 OUB 13-H4	55	17	
07	BSP 1/4"	102.07 OUB 13-H4	55	17	
09	BSP 3/8"	102.09 OUB 17-H4	56	23	
12	BSP 1/2"	102.12 OUB 21-H4	70.9	30	
06	M16x1.5	102.06 EUBM 16-08-H4	43	17	
07	M16x1.5	102.07 EUBM 16-08-H4	43	17	
09	M20x1.5	102.09 EUBM 20-12-H4	56	23	
12	M22x1.5	102.12 EUBM 22-14-H4	70.9	30	
06	BSPT 1/4"	102.06 RUB 13-H4	43	17	
06	NPT 1/4"	102.06 TUB 13-H4	42	17	
07	BSPT 1/4"	102.07 RUB 13-H4	43	17	
07	NPT 1/4"	102.07 TUB 13-H4	42	17	
09	BSPT 3/8"	102.09 RUB 17-H4	56	23	
09	NPT 3/8"	102.09 TUB 17-H4	56	23	
12	BSPT 1/2"	102.12 RUB 21-H4	70.9	30	
12	NPT 1/2"	102.12 TUB 21-H4	70.9	30	

**COUPLINGS, MULTICOUPLINGS &  
MOULD COOLING PRODUCTS**

KUPPLUNGEN, MULTIKUPPLUNGEN &  
KÜHLUNGSELEMENTE FÜR WERKZEUGE

**SERIE 103**

**Ball-Lock Model Kugelverriegelung**



**Ball-Lock Model  
Kugelverriegelung**



**Thread-Lock Type  
Schraubverriegelung**

**Application areas**

- High pressure hydraulic circuits  
103.08 - 0 - 450 bar (0 - 6226 PSI)  
103.12 - 0 - 350 bar (0 - 5076 PSI)
- Connection of hydraulic pumps, pistons, valves and distributors
- Connection static and dynamic test benches

**Specifications**

- Automatically one hand operation
  - Free of bubbles
- The construction of 103 serie couplers don't cause any air bubbles on connection and disconnection of hydraulic systems
- Protected sealing parts and locking systems

**Construction**

- Main parts in chrome and hard steel
- Springs are from stainless steel
- Anti corrosion protection
- Nitrile seals

**Anwendungsbereiche**

- Für Hydraulikkreisläufe mit Hockdruck  
103.08 - 0 - 450 bar (10 - 6226 PSI)  
103.12 - 0 - 350 bar (10 - 5076 PSI)
- Für den Anschluss an Hydraulik - Pumpen, Kolben, Ventilen sowie Multikupplungen
- Für statische oder dynamische Prüfstände

**Eigenschaften**

- Automatische Einhandbedingung
- Keine Luftblasen während der Verriegelung und Entriegelung
- Hohe Effektivität wegen geringem Druckverlust
- Hohe Lebensdauer von der Dichtung und des Verriegelungsystems

**Material Eigenschaften**

- Hauptbauelemente aus gehärtetem Stahl
- Kugeln und Feder aus Edelstahl
- hohe Verschleissfestigkeit
- O-Ring "Nitril" (NBR)

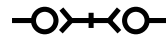
If the circuits subjected to vibration or pressure, use the 103 serie coupling with screw-down locking or safety type

Für die Kreisläufe, die Vibration oder Druck unterworfen sind, bitte die Sicherheitskupplung verwenden.

## SERIE 103 ■

**COUPLINGS, MULTICOUPLINGS & MOULD COOLING PRODUCTS**

KUPPLUNGEN, MULTIKUPPLUNGEN &amp; KÜHLUNGSELEMENTE FÜR WERKZEUGE

**Safety Model Sicherheitskupplung**

103 couplings can be supplied with an additional axial positive safety device. Disconnection can only be effected when locking ring (color ring) - pushed to the sleeve side against spring force and turned 90°. Both final positions- locked and unlocked - are fixed by spring loaded cam.

The operator can check the correct locking position, by trying to pull back the locking sleeve. This is not possible in the secured position.

103 Kupplungen sind mit zusätzlicher axialer formschlüssiger Sicherung lieferbar. Entkuppeln ist nur dann möglich, wenn Sicherungshülse und Sicherungsring gegen Federkraft gedrückt und gegeneinander 90° verdreht wird. Beide Endlagen - gesichert und entsichert sind durch federbelastete Nocken fixiert.

Der Bediener kann sich von der ordnungsgemäßen Verriegelung und Sicherung überzeugen, wenn er zu Kontrolle versucht, durch Zurückziehen der Sicherungshülse die Kupplung zu entkuppeln. Dieses ist im gesicherten Zustand nicht möglich.

**Safety Model Sicherheitskupplung**



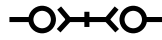
**COUPLINGS, MULTICOUPLINGS & MOULD COOLING PRODUCTS**

KUPPLUNGEN, MULTIKUPPLUNGEN & KÜHLUNGSELEMENTE FÜR WERKZEUGE

**SERIE 103**

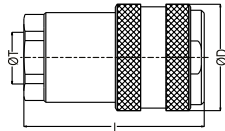


Ball-Lock Model Kugelverriegelung

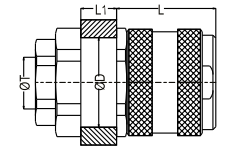


**Coupler and Plug  
Kupplung und Nippel**

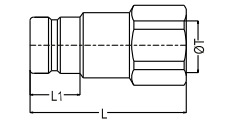
Body Size Nennweite	Connection Anschlüsse ØT	Order No - Bestellnr.		L	LI	ØD	SW
		Standart	Safety Type Sicherheitskupplung				
08	BSP 1/2"	103.08 DGB 21	103.08 DGBS 21	72		39.5	30
		103.12 DGB 26	103.12 DGBS 26	89		49.5	41
08	BSP 1/2"	103.08 MGB 21	103.08 MGBS 21	42	13	M34x1*	
		103.12 MGB 26	103.12 MGBS 26	46	22	M44x1.5*	
08	BSP 1/2"	103.08 DUB 21		63	20		30
		103.12 DUB 26		74	25		41
08	BSP 1/2"	103.08 EUB 21		74	12	32.5	30
		103.08 EUBM 22		74	12	32.5	30
		103.08 EUBM 24		51	14	33	30
08	BSP 1/2"	103.08 MUB 21		24.6	13	M26x1*	
		103.12 MUB 26		30.1	22	M34x1*	
08	BSP 1/2"	103.08 KG 21					
		103.12 KG 26					
08	BSP 1/2"	103.08 KU 21					
		103.12 KU 26					



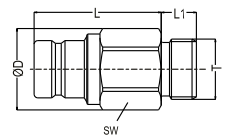
Female Threaded Coupler  
Kupplung mit Innengewinde



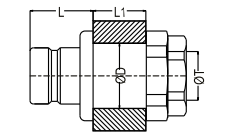
Female Threaded  
Built-in Coupler  
Kupplung mit  
Schottverschraubung



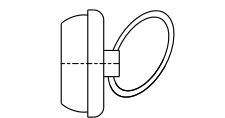
Female Threaded  
shut-off Plug  
Verschlussnippel  
mit Innengewinde



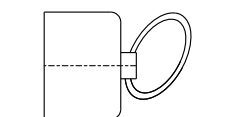
Male Threaded shut-off Plug  
Verschlussnippel mit  
Aussengewinde



Built-in Plug  
Verschlussnippel mit  
Schottverschraubung



Anti - Dust Cup For Coupler  
Staubkappe für Kupplung



Anti - Dust Cup For Plug  
Staubkappe für Nippel

**Temperature Range - Temperaturbereich**  
-20°C +200°C (-4°F +250°F)

**Working Pressure - Betriebsdruck**  
103.08 - 0 - 450 bar (0 - 6226 PSI)  
103.12 - 0 - 350 bar (0 - 5076 PSI)

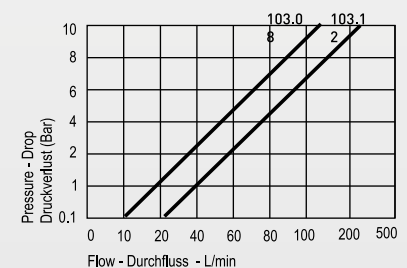
**Flow capacity - Nennweiten**  
NW - 103.08 - 8 mm (5/16")  
NW - 103.12 - 12 mm (1/2")

**Standard version - Standardversion**  
Main Parts of the Coupler -  
Material Vorwiegend:  
AISI 420 Chrome steel -  
AISI 420 Chromstahl  
Seal - Dichtung: Fluorocarbon - FPM (V)  
Locking balls - Kugeln:  
103.08 - 10 units-Stück  
103.12 - 12 units-Stück  
Plug - Nippel: AISI 420 Chrome Steel  
Hardened - Gehärtet Chromstahl

Seal - Dichtung  
W - Perfluoroelastomer FFKM  
E - Ethylene-propylene EPDM  
Ni - Nitrile NBR

For optional orders please  
add the symbol of your  
option end of the order no.  
Bei Bestellungen  
Kennbuchstabe bitte hinzufügen  
(Beispiel: 103.08DGB 21-W)

\* Left hand thread  
Gewinde auf der linken Seite

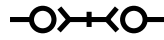




SERIE 103P

COUPLINGS, MULTICOUPLINGS & MOULD COOLING PRODUCTS

KUPPLUNGEN, MULTIKUPPLUNGEN & KÜHLUNGSELEMENTE FÜR WERKZEUGE



Connected under residual pressure  
Eingekuppelt mit Restdruck

Flat Face Coupler, Connectable under pressure  
Nahezu leckagefrei, mit Restdruck-Abbau

Temperature Range - Temperaturbereich  
-20 °C +200 °C ( -4 °F +250 °F )

Working Pressure - Betriebsdruck  
103.08 - 0 - 450 bar (0 - 6226 PSI)

Flow capacity - Nennweiten  
NW - 103.08 - 8 mm (5/16")  
NW - 103.12 - 12 mm (1/2")

Standard version - Standardversion

Main Parts of the Coupler - Material vorwiegend:  
AISI 420 Chrome steel - AISI 420 Chromstahl

Seal - Dichtung: Fluorocarbon - FPM (V)  
Locking balls - Kugeln:  
103.08 - 10 units - Stück  
103.12 - 12 units - Stück  
Plug - Nippel: AISI 420 Chrome Steel  
Hardened - Gehärtet Chromstahl

Options - Optionen

Seal - Dichtung  
W - Perfluoroelastomer FFKM  
E - Ethylene-propylene EPDM  
Ni - Nitrile NBR

For optional orders please add the symbol of your option end of the order no.  
Bei Bestellungen Kennbuchstabe bitte hinzufügen (Beispiel: 103.08 PDGB 21 -W)

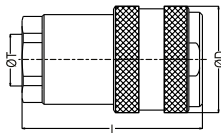
Attention:

If the coupler is P type plug must be standard (103.08 DUB 21)  
If the plug is P type coupler must be standard (103.08 DGB 21):

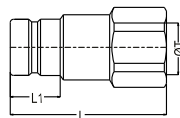
Achtung:

Wenn die Kupplung P-Typ ist, muss der Nippel in der Standardversion eingesetzt werden (103.08 DUB 21).  
Wenn der Nippel P-typ ist, muss die Kupplung in der Standardversion eingesetzt werden (103.08 DGB 21).

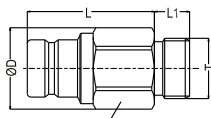
Coupler and Plug  
Kupplung und Nippel



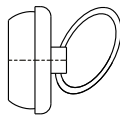
Female Threaded Coupler  
Kupplung mit Innengewinde



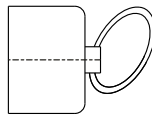
Female Threaded shut-off Plug  
Verschlussnippel mit Innengewinde



Male Threaded shut-off Plug  
Verschlussnippel mit Aussengewinde



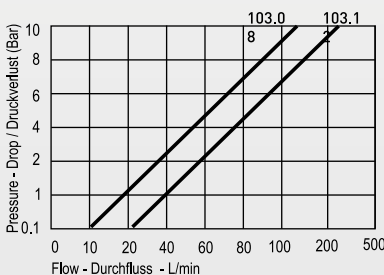
Anti - Dust Cup For Coupler  
Staubkappe für Kupplung



Anti - Dust Cup For Plug  
Staubkappe für Nippel

Body Size Nennweite	Connection Anschlüsse ØT	Order No - Bestellnr.		L	LI	ØD	SW
		Standart	Safety Type Sicherheitskupplung				
08	BSP 1/2"	103.08 PDGB 21	103.08 PDGBS 21	72		39.5	30
		103.12 PDGB 26	103.12 PDGBS 26				
12	BSP 3/4"	103.12 PDGB 26	103.12 PDGBS 26	89		49.5	41
08	BSP 1/2"	103.08 PDUB 21		63		20	30
		103.12 PDUB 26					
12	BSP 3/4"	103.12 PDUB 26		74		25	41
08	BSP 1/2"	103.08 PEUB 21		74	12	32.5	30
08	M22x1.5	103.08 PEUBM 22		74	12	32.5	30
08	M24x1.5	103.08 PEUBM 24		51	14	33	30
08		103.08 KG 21					
12		103.12 KG 26					
08		103.08 KU 21					
12		103.12 KU 26					

Max. Connecting Pressure - Restdruck  
Plug - Nippel : 120 Bar (1740 PSI)  
Coupler - Kupplung : 40 Bar (580 PSI)



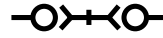
COUPLINGS, MULTICOUPLINGS & MOULD COOLING PRODUCTS

KUPPLUNGEN, MULTIKUPPLUNGEN & KUHLUNGSELEMENTE FÜR WERKZEUGE

SERIE 103

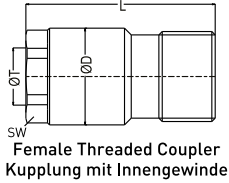


Thread-lock Schraubverriegelung

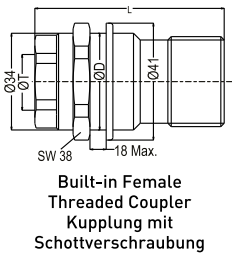


Coupler and Plug  
Kupplung und Nippel

Body Size Nennweite	Connection Anschluß ØT	Order No - Bestellnr.	L	ØD	SW
------------------------	------------------------------	-----------------------	---	----	----



08	BSP 1/2"	103.08 VDGB 21	77	34	30
12	BSP 3/4"	103.12 VDGB 26	94.5	45	41



08	BSP 1/2"	103.08 VMGB 21	77	41	30
----	----------	----------------	----	----	----

Temperature Range - Temperaturbereich  
-20°C +200°C ( -4°F +250°F )

Working Pressure - Betriebsdruck  
103.08 - 0 - 500 bar (0 - 7250 PSI)  
103.12 - 0 - 400 bar (0 - 5800 PSI)

Flow capacity - Nennweiten  
NW - 103.08 - 8 mm (5/16")  
NW - 103.12 - 12 mm (1/2")

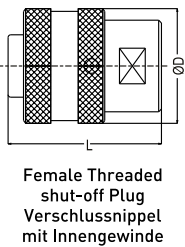
Standard version - Standardversion

Main Parts of the Coupler -  
Material vorwiegend:  
AISI 420 Chrome steel - Chromstahl  
Seal - Dichtung: Fluorocarbon FPM (V)  
Locking balls - Kugeln:  
103.08 - 10 units-Stück  
103.12 - 12 units-Stück

Options - Optionen

Seal - Dichtung  
W - Perfluoroelastomer FFKM  
E - Ethylene-propylene EPDM  
Ni - Nitrile NBR

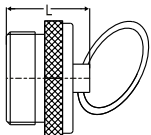
For optional orders please add the symbol  
of your option end of the order no.  
Bei Bestellungen  
Kennbuchstabe bitte hinzufügen  
(Beispiel: 103.08 VDGB 21-W)



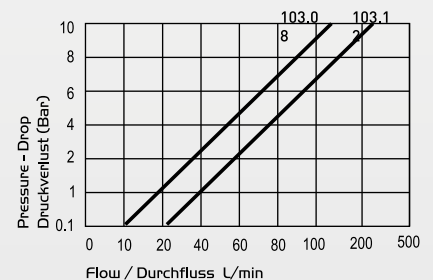
08	BSP 1/2"	103.08 VDUB 21	63	42	26
12	BSP 3/4"	103.12 VDUB 26	73	49	31



08		103.08 VKG 21	33		
12		103.12 VKG 26	37		



08		103.08 VKU 21	31		
12		103.12 VKU 26	31		

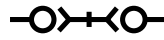




SERIE 103.11

**COUPLINGS, MULTICOUPLINGS & MOULD COOLING PRODUCTS**

KUPPLUNGEN, MULTIKUPPLUNGEN & KÜHLUNGSELEMENTE FÜR WERKZEUGE



**Ball-Lock Model Kugelverriegelung**

**Temperature Range - Temperaturbereich**  
-20 °C +200 °C ( -4 °F +250 °F )

**Working Pressure - Betriebsdruck**  
20 bar (290 PSI)

**Flow capacity - Nennweiten**  
NW - 103.11 - 11 mm

**Standard version - Standardversion**

Main Parts of the Coupler -  
Material vorwiegend:  
AISI 420 & Chrome steel -  
AISI 420 Chromstahl  
Fluorocarbon FPM (V)  
Locking balls 10 units -  
Kugeln 10 Stück  
Plug - Nippel: AISI 303

**Options - Optionen**

Seal - Dichtung  
W - Perfluoroelastomer FFKM  
E - Ethylene-propylene EPDM  
Ni - Nitrile

Available in straight or  
elbowed connection.  
In gerade und in der  
90° Ausführung erhältlich.

**Applications:**

- Charging and discharging  
of hydraulic circuits for  
axles and crank cases..

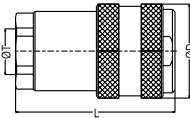
**Avantages:**

- Non spill flat face antipollution

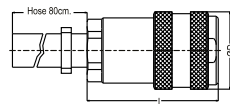
For optional orders please add  
the symbol of your option end  
of the order no.

Bei Bestellungen  
Kennbuchstabe bitte hinzufügen  
(Beispiel: 103.11 DGB 21 - V)

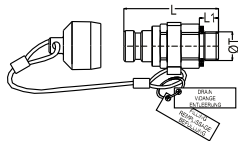
**Coupler and Plug  
Kupplung und Nippel**



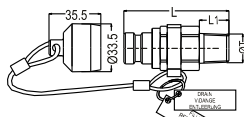
Female Thread Coupler  
Kupplung mit Innengewinde



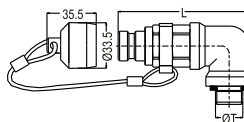
Female Thread Coupler  
with 80 cm Hose  
Kupplung mit 80 cm Schlauch



Male Threaded shut-off Plug  
Verschlussnippel mit  
Aussengewinde

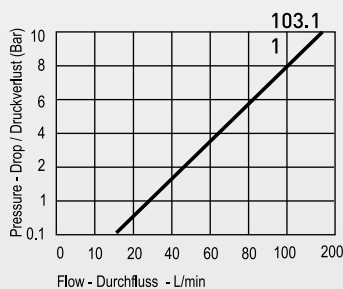


NPT Male Threaded  
shut-off Plug  
Verschlussnippel mit NPT  
Aussengewinde



Male Threaded Plug 90°  
Verschlussnippel mit  
90° Aussengewinde

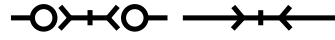
Body Size Nennweite	Connection Anschluß ØT	Order No - Bestellnr.		L	LI	ØD	SW			
		Standart	Safety Type Sicherheitskupplung							
11	BSP 1/2"	103.11 DGB 21	103.11 DGS 21	72		39.5	30			
11	0.8 m Hose	103.11 HGB 00x80	103.11 HGS 00x80	72		39.5	30			
11	BSP 1/2	103.11 EUB 21		63.5	13	30				
	M24x1.5	103.11 EUBM 24						64.5	15	30
	M42x2	103.11 EUBM 42								
11	NPT 1/2	103.11 TUB 21		81.5	19	46				
11	M30x1.5	103.11 TUBM 30-90					98		30	



**COUPLINGS, MULTICOUPLINGS & MOULD COOLING PRODUCTS**

KUPPLUNGEN, MULTIKUPPLUNGEN & KÜHLUNGSELEMENTE FÜR WERKZEUGE

**SERIE 104**



**AUTOMATIC FLUSH FACED NON SPILL MULTI-COUPLINGS  
FLACHDICHTENDE AUTOKUPPLUNG IN LECKAGEFREIER AUSFÜHRUNG**



• Standard Serie **104.04 to 104.75**



• MP Serie **104.04 to 104.25**

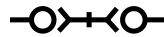




## SERIE 104MP

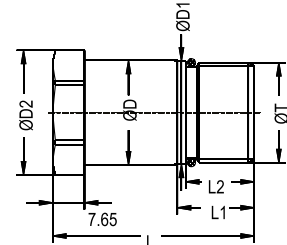
**COUPLINGS, MULTICOUPLINGS & MOULD COOLING PRODUCTS**

KUPPLUNGEN, MULTIKUPPLUNGEN & KÜHLUNGSELEMENTE FÜR WERKZEUGE



Automatic Multi Couplings 104 with leakage free. Coupling for multiple connection direct assembling systems.  
Autokupplungen in leckagefreier Ausführung  
Kupplung für Multikupplung Direkteinbau

Male Threaded Direct Assembling Sockets  
Kupplung (für Direkteinbau) mit Aussengewinde



Coupling / Kupplung

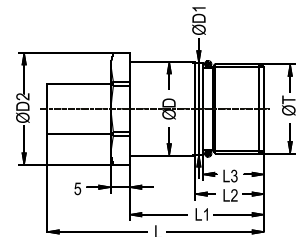
### 104 MP Serie Direct Assembling Sockets Kupplung für Direkteinbau

Body Size Nennweite	Connection Anschluß ØT	Order No - Bestellnr.		ØD	ØD1	ØD2	L	L1	L2	SW
		Standard Serie	High Pressure Serie Hochdruck Serie							
04	M20x1.5	104.04 EGBM 20MP	104.04 EGBM 20MP H4	20.9	20.45	25	47	14	11.7	22
06	M24x1.5	104.06 EGBM 24MP	104.06 EGBM 24MP H4	24.9	24.5	29	47	14	11.7	26
08	M27x1.5	104.08 EGBM 27MP	104.08 EGBM 27MP H4	27.9	27.43	32.5	49	16	13.5	29
12	M36x1.5	104.12 EGBM 36MP	104.12 EGBM 36MP H4	36.95	36.5	42	57	24	21.5	38
15	M42x1.5	104.15 EGBM 42MP	104.15 EGBM 42MP H4	42.95	42.5	47	68	25	22.5	44
20	M52x2.0	104.20 EGBM 52MP	104.20 EGBM 52MP H4	53.95	53	62	74.5	28.5	25.5	55
26	M64x2.0	104.25 EGBM 64MP	104.25 EGBM 64MP H4	65.95	65	75	96.5	36	32	65

Plug / Nippel

### 104 MP Serie Direct Assembling Plugs Nippel für Direkteinbau

Male Threaded Direct Assembling Plugs  
Nippel (für Direkteinbau) mit Aussengewinde

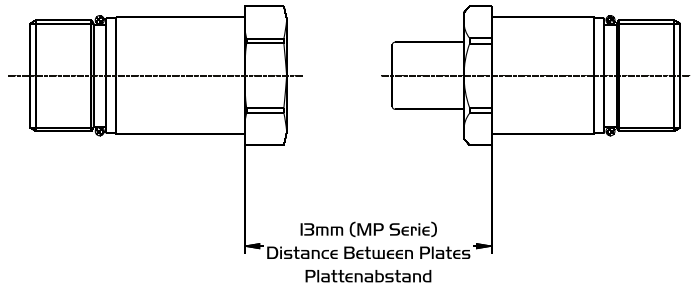
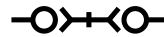


Body Size Nennweite	Connection Anschluß ØT	Order No - Bestellnr.		ØD	ØD1	ØD2	L	L1	L2	L3	SW
		Standart Serie	High Pressure Serie Hochdruck Serie								
04	M20x1.5	104.04 EUBM 20MP	104.04 EUBM 20MP H4	20.9	20.5	25	53.5	35	14	11.5	22
06	M24x1.5	104.06 EUBM 24MP	104.06 EUBM 24MP H4	24.9	24.5	29	55	35	14	11.5	26
08	M27x1.5	104.08 EUBM 27MP	104.08 EUBM 27MP H4	27.9	27.43	33	59	37	16	13.5	30
12	M36x1.5	104.12 EUBM 36MP	104.12 EUBM 36MP H4	36.95	36.5	42	72	45	24	21.5	38
15	M42x1.5	104.15 EUBM 42MP	104.15 EUBM 42MP H4	42.95	42.5	47	87	56	25	22.5	44
20	M52x2.0	104.20 EUBM 52MP	104.20 EUBM 52MP H4	53.95	53	62	95.7	62.5	28.5	25.5	55
26	M64x2.0	104.25 EUBM 64MP	104.25 EUBM 64MP H4	65.95	65	74.7	126.7	84.5	36	32	65

**COUPLINGS, MULTICOUPLINGS & MOULD COOLING PRODUCTS**

KUPPLUNGEN, MULTIKUPPLUNGEN & KÜHLUNGSELEMENTE FÜR WERKZEUGE

**SERIE 104MP**

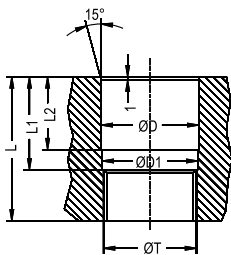


Automatic Multi Couplings 104 with leakage free. Plugs for multiple connection direct assembling systems. Autokupplungen in leakagefreier Ausführung Nippel für Multikupplung Direkteinbau



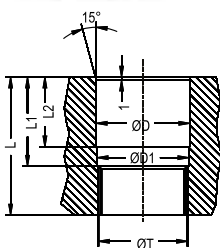
**104 MP Serie Direct Assembling Sockets (Montage dimension) Kupplung für Direkteinbau mit Aussengewinde (Einbaumaße)**

Body Size Nennweite	Connection Anschluß ØT	Order No - Bestellnr.		ØD G8	ØDI F8	L +0.1	LI +0.1	L2 +0.1
		Standart Serie	High Pressure Serie Hochdruck Serie					
04	M20x1.5	104.04 EGBM 20MP	104.04 EGBM 20MP H4	21.1	20.5	42	33	25.8
06	M24x1.5	104.06 EGBM 24MP	104.06 EGBM 24MP H4	25.1	24.5	42	33	25.8
08	M27x1.5	104.08 EGBM 27MP	104.08 EGBM 27MP H4	28.1	27.5	44.5	33	26.8
12	M36x1.5	104.12 EGBM 36MP	104.12 EGBM 36MP H4	37.1	36.5	52.5	33	26.8
15	M42x1.5	104.15 EGBM 42MP	104.15 EGBM 42MP H4	43.1	42.5	63.5	43	35.8
20	M52x2.0	104.20 EGBM 52MP	104.20 EGBM 52MP H4	54.1	53	70	46	39.1
26	M64x2.0	104.25 EGBM 64MP	104.25 EGBM 64MP H4	66.1	65	92	64	54.3



**104 MP Serie Direct Assembling Plugs (Montage dimension) Nippel für Direkteinbau mit Aussengewinde (Einbaumaße)**

Body Size Nennweite	Connection Anschluß ØT	Order No - Bestellnr.		ØD G8	ØDI F8	L +0.1	LI +0.1	L2 +0.1
		Standart Serie	High Pressure Serie Hochdruck Serie					
04	M20x1.5	104.04 EUBM 20MP	104.04 EUBM 20MP H4	21.1	20.5	38	28	21.5
06	M24x1.5	104.06 EUBM 24MP	104.06 EUBM 24MP H4	25.1	24.5	38	28	21.5
08	M27x1.5	104.08 EUBM 27MP	104.08 EUBM 27MP H4	28.1	27.5	40	28	21.5
12	M36x1.5	104.12 EUBM 36MP	104.12 EUBM 36MP H4	37.1	36.5	48	28	21.5
15	M42x1.5	104.15 EUBM 42MP	104.15 EUBM 42MP H4	43.1	42.5	59	38	31.5
20	M52x2.0	104.20 EUBM 52MP	104.20 EUBM 52MP H4	54.1	53	67	42	35
26	M64x2.0	104.25 EUBM 64MP	104.25 EUBM 64MP H4	66.1	65	88	60	50

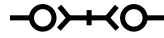




SERIE 104.04

**COUPLINGS, MULTICOUPLINGS & MOULD COOLING PRODUCTS**

KUPPLUNGEN, MULTIKUPPLUNGEN & KÜHLUNGSELEMENTE FÜR WERKZEUGE



Double Shut-off - Beidseitig absperrend

**Automatic Multi Couplings 104 with leakage free.**

**Application Area:**  
Hydraulic Liquids, Water, Oil and Diesel  
For Example : Control Panels, Machinery for production etc.

**Use Area:**  
Automotive Industry, Air Industry  
Machinery, Steel Industry, Plastic and Rubber Industry.

**Automatische Multikupplungen 104 in leckagefreier Ausführung.**

**Anwendungsbereiche:**  
\* Hydraulische Flüssigkeiten  
\* Wasser, Schmieröl, Benzin, Diesel...  
z.B. an Prüfständen, Produktionsmaschinen etc.

**Einsatzgebiete:**  
\* Automobilbau, Luftfahrtindustrie  
\* Eisen-und Stahlindustrie, Maschinenbau  
\* Kunststoffindustrie und Aluminiumdruckguß

**Coupling & Plug - Kupplung & Nippel**  
Nominal Ø(mm) - Nennweite Ø(mm)  
Cross Section (mm<sup>2</sup>) - Querschnitt (mm<sup>2</sup>)  
Max. Working Pressure - Max. Betriebsdruck  
O-Ring (180°)

Connection force without pressure (N)  
Ankuppungsdruck ohne druck (N)

Material - Werkstoffe  
Shut-off Type - Absperrbarkeit

Water flow at / Wasserdurchfluss bei (5 m/s)  
(Flow Socket /Fluss Kupplung)

**Standard Serie**

4  
12.5

160 Bar FPM (Viton)

80

Stainless Steel - Edelstahl

3,78 L/min

**H4 Serie**

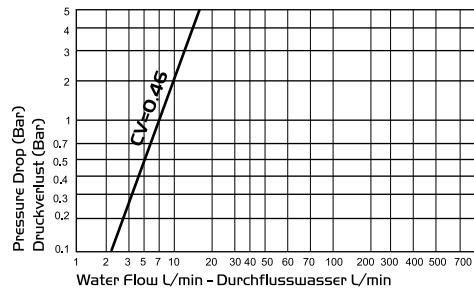
4  
12.5

500 Bar FPM (Viton)

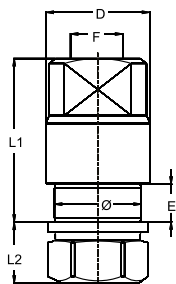
80

%17 Chromsteel  
%17 Chromstahl

3,78 L/min

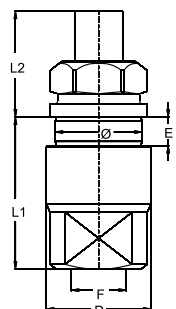


**Coupling Kupplung**



Body Size Nennweite	Connection Anschluß F	Order No - Bestellnr.	L1 (mm)		L2 (mm)		D (mm)	Ø (mm)	E (mm)	
			Standart Serie	MP Serie	Standart Serie	MP Serie			Standart Serie	MP Serie
04	BSP 1/4"	104.04 DGB 13	45	57.3	20	7.7	25	20.9	14	14
04	BSP 1/4"	104.04 DGB 13 H4	45	57.3	20	7.7	25	20.9	14	14
04	BSPT1/4"	104.04 QGB 13	45	57.3	20	7.7	25	20.9	14	14
04	BSPT1/4"	104.04 QGB 13 H4	45	57.3	20	7.7	25	20.9	14	14
04	NPT 1/4"	104.04 NGB 13	45	57.3	20	7.7	25	20.9	14	14
04	NPT 1/4"	104.04 NGB 13H4	45	57.3	20	7.7	25	20.9	14	14
04	UNF 7/16-20	104.04 UGB 11	45	57.3	20	7.7	25	20.9	14	14
04	UNF 7/16-20	104.04 UGB 11 H4	45	57.3	20	7.7	25	20.9	14	14

**Nippel**



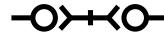
04	BSP 1/4"	104.04 DUB 13	41	53	30.5	18.5	25	20.9	10	14
04	BSP 1/4"	104.04 DUB 13 H4	41	53	30.5	18.5	25	20.9	10	14
04	BSPT1/4"	104.04 QUB 13	41	53	30.5	18.5	25	20.9	10	14
04	BSPT1/4"	104.04 QUB 13 H4	41	53	30.5	18.5	25	20.9	10	14
04	NPT 1/4"	104.04 NUB 13	41	53	30.5	18.5	25	20.9	10	14
04	NPT 1/4"	104.04 NUB 13 H4	41	53	30.5	18.5	25	20.9	10	14
04	UNF 7/16-20	104.04 UUB 11	41	53	30.5	18.5	25	20.9	10	14
04	UNF 7/16-20	104.04 UUB 11 H4	41	53	30.5	18.5	25	20.9	10	14



**COUPLINGS, MULTICOUPLINGS & MOULD COOLING PRODUCTS**

KUPPLUNGEN, MULTIKUPPLUNGEN & KUHLUNGSELEMENTE FÜR WERKZEUGE

**SERIE 104.06**



**Coupling & Plug - Kupplung & Nippel**

Nominal Ø(mm) - Nennweite Ø(mm)

Cross Section (mm<sup>2</sup>) - Querschnitt (mm<sup>2</sup>)

Max. Working Pressure - Max. Betriebsdruck  
O-Ring (180°)

Material - Werkstoffe

Shut-off Type - Absperrbarkeit

**Standard Serie**

6

28

160 Bar FPM (Viton)

Stainless Steel - Edelstahl

**H4 Serie**

6

28

500 Bar FPM (Viton)

%17 Chromsteel  
%17 Chromstahl

**Double Shut-off - Beidseitig absperrend**

**Automatic Multi Couplings  
104 with leakage free.**

**Application Area:**

Hydraulik Liquids, Water, Oil and Diesel  
For Example : Control Panels, Machinery for production etc.

**Use Area:**

Automotive Industry, Air Industry  
Machinery, Steel Industry, Plastic and Rubber Industry.

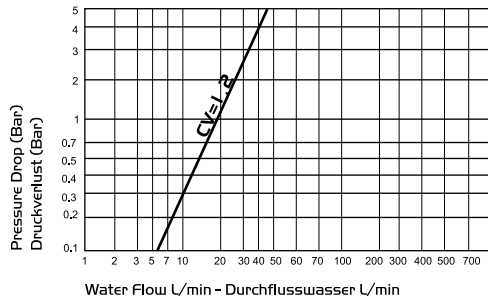
**Automatische Multikupplungen 104 in  
leckagefreier Ausführung.**

**Anwendungsbereiche:**

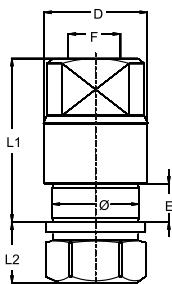
\* Hydraulische Flüssigkeiten  
\* Wasser, Schmieröl, Benzin, Diesel...  
z.B. an Prüfständen, Produktionsmaschinen etc.

**Einsatzgebiete:**

\* Automobilbau, Luftfahrtindustrie  
\* Eisen- und Stahlindustrie, Maschinenbau  
\* Kunststoffindustrie und Aluminiumdruckguß

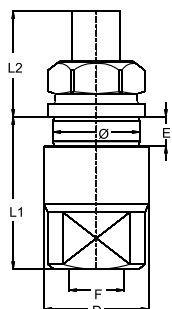


**Coupling  
Kupplung**



Body Size Nennweite	Connection Anschluß F	Order No - Bestellnr.	L1 (mm)		L2 (mm)		D (mm)	Ø (mm)	E (mm)	
			Standart Serie	MP Serie	Standart Serie	MP Serie			Standart Serie	MP Serie
06	BSP 3/8"	104.06 DGB 17	46.5	58.8	20	7.7	29	24.9	14	14
06	BSP 3/8"	104.06 DGB 17 H4	46.5	58.8	20	7.7	29	24.9	14	14
06	BSPT3/8"	104.06 QGB 17	46.5	58.8	20	7.7	29	24.9	14	14
06	BSPT3/8"	104.06 QGB 17 H4	46.5	58.8	20	7.7	29	24.9	14	14
06	NPT 3/8"	104.06 NGB 17	46.5	58.8	20	7.7	29	24.9	14	14
06	NPT 3/8"	104.06 NGB 17 H4	46.5	58.8	20	7.7	29	24.9	14	14
06	UNF 1/2-20	104.06 UGB 13	46.5	58.8	20	7.7	29	24.9	14	14
06	UNF 1/2-20	104.06 UGB 13 H4	46.5	58.8	20	7.7	29	24.9	14	14

**Nippel**



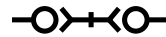
06	BSP 3/8"	104.06 DUB 17	42.5	54.5	32	20	29	24.9	10	14
06	BSP 3/8"	104.06 DUB 17 H4	42.5	54.5	32	20	29	24.9	10	14
06	BSPT3/8"	104.06 QUB 17	42.5	54.5	32	20	29	24.9	10	14
06	BSPT3/8"	104.06 QUB 17 H4	42.5	54.5	32	20	29	24.9	10	14
06	NPT 3/8"	104.06 NUB 17	42.5	54.5	32	20	29	24.9	10	14
06	NPT 3/8"	104.06 NUB 17 H4	42.5	54.5	32	20	29	24.9	10	14
06	UNF 1/2-20	104.06 UUB 13	42.5	54.5	32	20	29	24.9	10	14
06	UNF 1/2-20	104.06 UUB 13 H4	42.5	54.5	32	20	29	24.9	10	14



SERIE **104.08**

**COUPLINGS, MULTICOUPLINGS & MOULD COOLING PRODUCTS**

KUPPLUNGEN, MULTIKUPPLUNGEN & KÜHLUNGSELEMENTE FÜR WERKZEUGE



**Automatic Multi Couplings 104 with leakage free.**

**Application Area:**  
Hydraulik Liquids, Water, Oil and Diesel  
For Example : Control Panels, Machinery for production etc.

**Use Area:**  
Automotive Industry, Air Industry  
Machinery, Steel Industry, Plastic and Rubber Industry.

**Automatische Multikupplungen 104 in leckagefreier Ausführung.**

**Anwendungsbereiche:**  
\* Hydraulische Flüssigkeiten  
\* Wasser, Schmieröl, Benzin, Diesel...  
z.B. an Prüfständen, Produktionsmaschinen etc.

**Einsatzgebiete:**  
\* Automobilbau, Luftfahrtindustrie  
\* Eisen-und Stahlindustrie, Maschinenbau  
\* Kunststoffindustrie und Aluminiumdruckguß

**Coupling & Plug - Kupplung & Nippel**

Nominal Ø(mm) - Nennweite Ø(mm)  
Cross Section (mm<sup>2</sup>) - Querschnitt (mm<sup>2</sup>)  
Max. Working Pressure - Max. Betriebsdruck  
O-Ring (180°)  
Material - Werkstoffe  
Shut-off Type - Absperrbarkeit

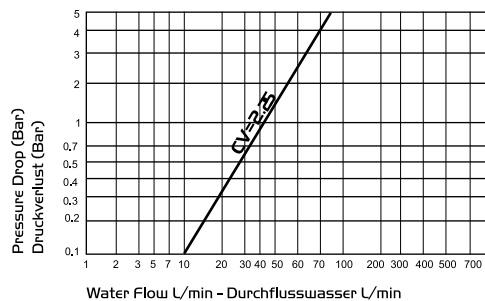
**Standard Serie**

8  
50  
160 Bar FPM (Viton)  
Stainless Steel - Edelstahl

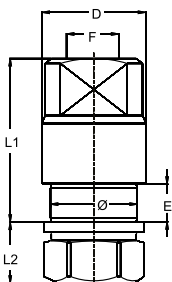
**H4 Serie**

8  
50  
500 Bar FPM (Viton)  
%17 Chromstahl  
%17 Chromstahl

**Double Shut-off - Beidseitig absperrend**

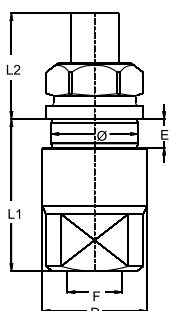


**Coupling Kupplung**



Body Size Nennweite	Connection Anschluß F	Order No - Bestellnr.	L1 (mm)		L2 (mm)		D (mm)	Ø (mm)	E (mm)	
			Standart Serie	MP Serie	Standart Serie	MP Serie			Standart Serie	MP Serie
08	BSP 1/2"	104.08 DGB 21	52.5	64.8	20	7.7	32.7	28	14	14
08	BSP 1/2"	104.08 DGB 21 H4	52.5	64.8	20	7.7	32.7	28	14	14
08	BSPT 1/2"	104.08 QGB 21	52.5	64.8	20	7.7	32.7	28	14	14
08	BSPT 1/2"	104.08 QGB 21 H4	52.5	64.8	20	7.7	32.7	28	14	14
08	NPT 1/2"	104.08 NGB 21	52.5	64.8	20	7.7	32.7	28	14	14
08	NPT 1/2"	104.08 NGB 21 H4	52.5	64.8	20	7.7	32.7	28	14	14
08	UNF 9/16-18	104.08 UGB 14	52.5	64.8	20	7.7	32.7	28	14	14
08	UNF 9/16-18	104.08 UGB 14 H4	52.5	64.8	20	7.7	32.7	28	14	14

**Nippel**

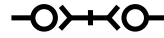


08	BSP 1/2"	104.08 DUB 21	48.5	60.5	34	22	32.7	28	10	14
08	BSP 1/2"	104.08 DUB 21 H4	48.5	60.5	34	22	32.7	28	10	14
08	BSPT 1/2"	104.08 QUB 21	48.5	60.5	34	22	32.7	28	10	14
08	BSPT 1/2"	104.08 QUB 21 H4	48.5	60.5	34	22	32.7	28	10	14
08	NPT 1/2"	104.08 NUB 21	48.5	60.5	34	22	32.7	28	10	14
08	NPT 1/2"	104.08 NUB 21 H4	48.5	60.5	34	22	32.7	28	10	14
08	UNF 9/16-18	104.08 UUB 14	48.5	60.5	34	22	32.7	28	10	14
08	UNF 9/16-18	104.08 UUB 14 H4	48.5	60.5	34	22	32.7	28	10	14

**COUPLINGS, MULTICOUPLINGS & MOULD COOLING PRODUCTS**

KUPPLUNGEN, MULTIKUPPLUNGEN & KÜHLUNGSELEMENTE FÜR WERKZEUGE

**SERIE 104.12**



**Coupling & Plug - Kupplung & Nippel**

Nominal Ø(mm) - Nennweite Ø(mm)

Cross Section (mm<sup>2</sup>) - Querschnitt (mm<sup>2</sup>)

Max. Working Pressure - Max. Betriebsdruck  
O-Ring (180°)

Material - Werkstoffe

Shut-off Type - Absperrbarkeit

**Standard Serie**

12

113

160 Bar FPM (Viton)

Stainless Steel - Edelstahl

**H4 Serie**

12

113

250 Bar FPM (Viton)

%17 Chromsteel  
%17 Chromstahl

**Double Shut-off - Beidseitig absperrend**

**Automatic Multi Couplings  
104 with leakage free.**

**Application Area:**

Hydraulik Liquids, Water, Oil and Diesel  
For Example : Control Panels, Machinery for production etc.

**Use Area:**

Automotive Industry, Air Industry  
Machinery, Steel Industry, Plastic and Rubber Industry.

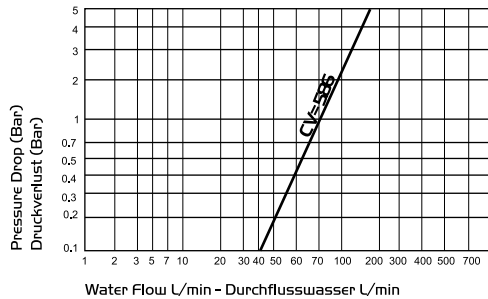
**Automatische Multikupplungen 104 in  
leckagefreier Ausführung.**

**Anwendungsbereiche:**

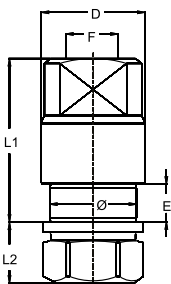
\* Hydraulische Flüssigkeiten  
\* Wasser, Schmieröl, Benzin, Diesel...  
z.B. an Prüfständen, Produktionsmaschinen etc.

**Einsatzgebiete:**

\* Automobilbau, Luftfahrtindustrie  
\* Eisen- und Stahlindustrie, Maschinenbau  
\* Kunststoffindustrie und Aluminiumdruckguß

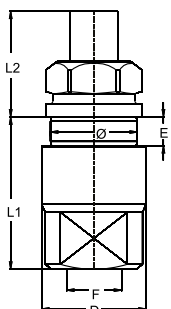


**Coupling  
Kupplung**



Body Size Nennweite	Connection Anschluß F	Order No - Bestellnr.	L1 (mm)		L2 (mm)		D (mm)	Ø (mm)	E (mm)	
			Standart Serie	MP Serie	Standart Serie	MP Serie			Standart Serie	MP Serie
12	BSP 3/4"	104.12 DGB 26	62.6	74.9	20	7.7	44	37	14	14
12	BSP 3/4"	104.12 DGB 26 H4	62.6	74.9	20	7.7	44	37	14	14
12	BSPT3/4"	104.12 QGB 26	62.6	74.9	20	7.7	44	37	14	14
12	BSPT3/4"	104.12 QGB 26 H4	62.6	74.9	20	7.7	44	37	14	14
12	NPT 3/4"	104.12 NGB 26	62.6	74.9	20	7.7	44	37	14	14
12	NPT 3/4"	104.12 NGB 26 H4	62.6	74.9	20	7.7	44	37	14	14
12	UNF 7/8-14	104.12 UGB 22	62.6	74.9	20	7.7	44	37	14	14
12	UNF 7/8-14	104.12 UGB 22 H4	62.6	74.9	20	7.7	44	37	14	14

**Nippel**



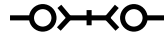
12	BSP 3/4"	104.12 DUB 26	58.6	70.6	39	27	44	37	10	14
12	BSP 3/4"	104.12 DUB 26 H4	58.6	70.6	39	27	44	37	10	14
12	BSPT3/4"	104.12 QUB 26	58.6	70.6	39	27	44	37	10	14
12	BSPT3/4"	104.12 QUB 26 H4	58.6	70.6	39	27	44	37	10	14
12	NPT 3/4"	104.12 NUB 26	58.6	70.6	39	27	44	37	10	14
12	NPT 3/4"	104.12 NUB 26 H4	58.6	70.6	39	27	44	37	10	14
12	UNF 7/8-14	104.12 UUB 22	58.6	70.6	39	27	44	37	10	14
12	UNF 7/8-14	104.12 UUB 22 H4	58.6	70.6	39	27	44	37	10	14



SERIE 104.15

COUPLINGS, MULTICOUPLINGS & MOULD COOLING PRODUCTS

KUPPLUNGEN, MULTIKUPPLUNGEN & KÜHLUNGSELEMENTE FÜR WERKZEUGE



**Automatic Multi Couplings  
104 with leakage free.**

**Application Area:**  
Hydraulik Liquids, Water, Oil and Diesel  
For Example : Control Panels, Machinery for production etc.

**Use Area:**  
Automotive Industry, Air Industry  
Machinery, Steel Industry, Plastic and Rubber Industry.

**Automatische Multikupplungen 104 in  
leckagefreier Ausführung.**

**Anwendungsbereiche:**  
\* Hydraulische Flüssigkeiten  
\* Wasser, Schmieröl, Benzin, Diesel...  
z.B. an Prüfständen, Produktionsmaschinen etc.

**Einsatzgebiete:**  
\* Automobilbau, Luftfahrtindustrie  
\* Eisen-und Stahlindustrie, Maschinenbau  
\* Kunststoffindustrie und Aluminiumdruckguß

**Coupling & Plug - Kupplung & Nippel**

Nominal Ø(mm) - Nennweite Ø(mm)  
Cross Section (mm<sup>2</sup>) - Querschnitt (mm<sup>2</sup>)  
Max. Working Pressure - Max. Betriebsdruck  
O-Ring (180°)  
Material - Werkstoffe  
Shut-off Type - Absperrbarkeit

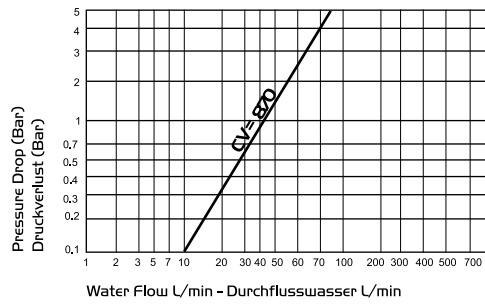
**Standard Serie**

15  
176.5  
160 Bar FPM (Viton)  
Stainless Steel - Edelstahl

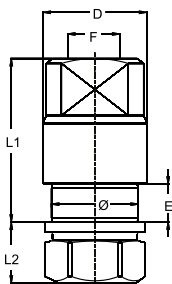
**H4 Serie**

15  
176.5  
250 Bar FPM (Viton)  
%17 Chromsteel  
%17 Chromstahl

**Double Shut-off - Beidseitig absperrend**

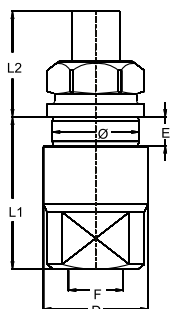


**Coupling  
Kupplung**



Body Size Nennweite	Connection Anschluß F	Order No - Bestellnr.	L1 (mm)	L2 (mm)	D (mm)	Ø (mm)	E (mm)
15	BSP 3/4"	104.15 DGB 26	73	20	49	43	14
15	BSP 3/4"	104.15 DGB 26 H4	73	20	49	43	14
15	BSPT3/4"	104.15 QGB 26	73	20	49	43	14
15	BSPT3/4"	104.15 QGB 26 H4	73	20	49	43	14
15	NPT 3/4"	104.15 NGB 26	73	20	49	43	14
15	NPT 3/4"	104.15 NGB 26 H4	73	20	49	43	14
15	UNF 1 1/16-12	104.15 UGB 27	73	20	49	43	14
15	UNF 1 1/16-12	104.15 UGB 27 H4	73	20	49	43	14

**Nippel**

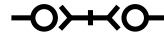


15	BSP 3/4"	104.15 DUB 26	69	43	50	43	10
15	BSP 3/4"	104.15 DUB 26 H4	69	43	50	43	10
15	BSPT 3/4"	104.15 QUB 26	69	43	50	43	10
15	BSPT 3/4"	104.15 QUB 26 H4	69	43	50	43	10
15	NPT 3/4"	104.15 NUB 26	69	43	50	43	10
15	NPT 3/4"	104.15 NUB 26 H4	69	43	50	43	10
15	UNF 1 1/16-12	104.15 UUB 27	69	43	50	43	10
15	UNF 1 1/16-12	104.15 UUB 27 H4	69	43	50	43	10

**COUPLINGS, MULTICOUPLINGS & MOULD COOLING PRODUCTS**

KUPPLUNGEN, MULTIKUPPLUNGEN & KÜHLUNGSELEMENTE FÜR WERKZEUGE

**SERIE 104.20**



**Coupling & Plug - Kupplung & Nippel**

Nominal Ø(mm) - Nennweite Ø(mm)

Cross Section (mm<sup>2</sup>) - Querschnitt (mm<sup>2</sup>)

Max. Working Pressure - Max. Betriebsdruck  
O-Ring (180°)

Material - Werkstoffe

Shut-off Type - Absperrbarkeit

**Standard Serie**

20

314

160 Bar FPM (Viton)

Stainless Steel - Edelstahl

**Double Shut-off - Beidseitig absperrend**

**H4 Serie**

20

314

250 Bar FPM (Viton)

%17 Chromsteel  
%17 Chromstahl

**Automatic Multi Couplings  
104 with leakage free.**

**Application Area:**

Hydraulik Liquids, Water, Oil and Diesel  
For Example : Control Panels, Machinery for production etc.

**Use Area:**

Automotive Industry, Air Industry  
Machinery, Steel Industry, Plastic and Rubber Industry.

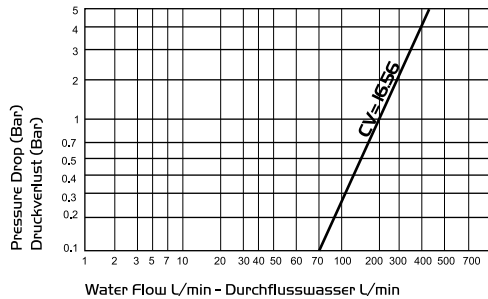
**Automatische Multikupplungen 104 in  
leckagefreier Ausführung.**

**Anwendungsbereiche:**

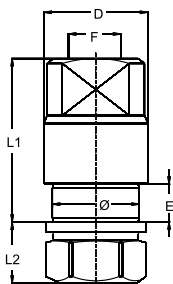
\* Hydraulische Flüssigkeiten  
\* Wasser, Schmieröl, Benzin, Diesel...  
z.B. an Prüfständen, Produktionsmaschinen etc.

**Einsatzgebiete:**

\* Automobilbau, Luftfahrtindustrie  
\* Eisen-und Stahlindustrie, Maschinenbau  
\* Kunststoffindustrie und Aluminiumdruckguß

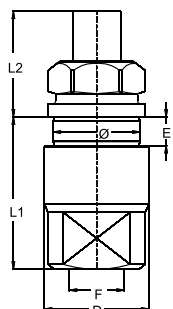


**Coupling  
Kupplung**



Body Size Nennweite	Connection Anschluß F	Order No - Bestellnr.	L1 (mm)	L2 (mm)	D (mm)	Ø (mm)	E (mm)
20	BSP 1"	104.20 DGB 33	86.1	20	62	54	14
20	BSP 1"	104.20 DGB 33 H4	86.1	20	62	54	14
20	BSPT1"	104.20 QGB 33	86.1	20	62	54	14
20	BSPT1"	104.20 QGB 33 H4	86.1	20	62	54	14
20	NPT 1"	104.20 NGB 33	86.1	20	62	54	14
20	NPT 1"	104.20 NGB 33 H4	86.1	20	62	54	14
20	UNF 1"5/16-12	104.20 UGB 33	86.1	20	62	54	14
20	UNF 1"5/16-12	104.20 UGB 33 H4	86.1	20	62	54	14

**Nippel**



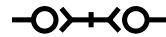
20	BSP 1"	104.20 DUB 26	84.1	45.2	62	54	10
20	BSP 1"	104.20 DUB 26 H4	84.1	45.2	62	54	10
20	BSPT1"	104.20 QUB 26	84.1	45.2	62	54	10
20	BSPT1"	104.20 QUB 26 H4	84.1	45.2	62	54	10
20	NPT 1"	104.20 NUB 26	84.1	45.2	62	54	10
20	UNF 1"5/16-12	104.20 UUB 33	84.1	45.2	62	54	10
20	UNF 1"5/16-12	104.20 UUB 33 H4	84.1	45.2	62	54	10



**COUPLINGS, MULTICOUPLINGS & MOULD COOLING PRODUCTS**

SERIE **104.25** ■

KUPPLUNGEN, MULTIKUPPLUNGEN & KÜHLUNGSELEMENTE FÜR WERKZEUGE



**Automatic Multi Couplings 104 with leakage free.**

**Application Area:**  
Hydraulik Liquids, Water, Oil and Diesel  
For Example : Control Panels, Machinery for production etc.

**Use Area:**  
Automotive Industry, Air Industry  
Machinery, Steel Industry, Plastic and Rubber Industry.

**Automatische Multikupplungen 104 in leckagefreier Ausführung.**

**Anwendungsbereiche:**  
\* Hydraulische Flüssigkeiten  
\* Wasser, Schmieröl, Benzin, Diesel...  
z.B. an Prüfständen, Produktionsmaschinen etc.

**Einsatzgebiete:**  
\* Automobilbau, Luftfahrtindustrie  
\* Eisen-und Stahlindustrie, Maschinenbau  
\* Kunststoffindustrie und Aluminiumdruckguß

**Coupling & Plug - Kupplung & Nippel**

Nominal Ø(mm) - Nennweite Ø(mm)  
Cross Section (mm<sup>2</sup>) - Querschnitt (mm<sup>2</sup>)  
Max. Working Pressure - Max. Betriebsdruck  
O-Ring (180°)  
Material - Werkstoffe  
Shut-off Type - Absperrbarkeit

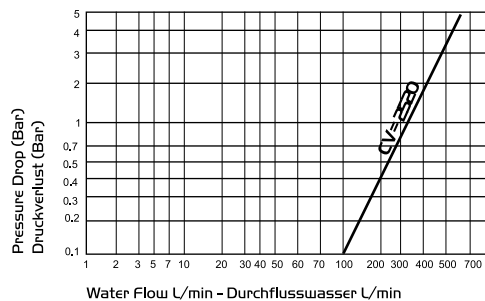
**Standard Serie**

25  
490.5  
160 Bar FPM (Viton)  
Stainless Steel - Edelstahl

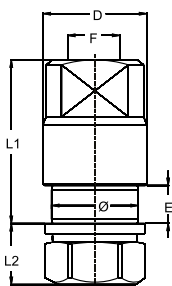
**H4 Serie**

25  
490.5  
250 Bar FPM (Viton)  
%17 Chromsteel  
%17 Chromstahl

**Double Shut-off - Beidseitig absperrend**

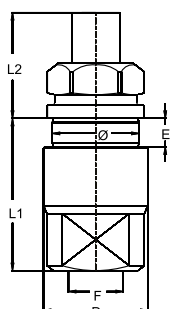


**Coupling Kupplung**



Body Size Nennweite	Connection Anschluß F	Order No - Bestellnr.	L1 (mm)	L2 (mm)	D (mm)	Ø (mm)	E (mm)
25	BSP 1"1/4"	104.25 DGB 42	108.1	20	74	66	14
25	BSP 1"1/4"	104.25 DGB 42 H4	108.1	20	74	66	14
25	BSPT1"1/4"	104.25 QGB 42	108.1	20	74	66	14
25	BSPT1"1/4"	104.25 QGB 42 H4	108.1	20	74	66	14
25	NPT 1"1/4"	104.25 NGB 42	108.1	20	74	66	14
25	NPT 1"1/4"	104.25 NGB 42 H4	108.1	20	74	66	14
25	UNF 1"5/8-12	104.25 UGB 41	108.1	20	74	66	14
25	UNF 1"5/8-12	104.25 UGB 41 H4	108.1	20	74	66	14

**Nippel**

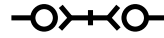


25	BSP 1"1/4"	104.25 DUB 42	104.1	54.2	74	66	10
25	BSP 1"1/4"	104.25 DUB 42 H4	104.1	54.2	74	66	10
25	BSPT1"1/4"	104.25 QUB 42	104.1	54.2	74	66	10
25	BSPT1"1/4"	104.25 QUB 42 H4	104.1	54.2	74	66	10
25	NPT 1"1/4"	104.25 NUB 42	104.1	54.2	74	66	10
25	NPT 1"1/4"	104.25 NUB 42 H4	104.1	54.2	74	66	10
25	UNF 1"5/8-12	104.25 UUB 41	104.1	54.2	74	66	10
25	UNF 1"5/8-12	104.25 UUB 41 H4	104.1	54.2	74	66	10

**COUPLINGS, MULTICOUPLINGS & MOULD COOLING PRODUCTS**

KUPPLUNGEN, MULTIKUPPLUNGEN & KÜHLUNGSELEMENTE FÜR WERKZEUGE

**SERIE 104.37**



**Coupling & Plug - Kupplung & Nippel**

Nominal Ø(mm) - Nennweite Ø(mm)

Cross Section (mm<sup>2</sup>) - Querschnitt (mm<sup>2</sup>)

Max. Working Pressure - Max. Betriebsdruck  
O-Ring (180°)

Material - Werkstoffe | Coupler Body  
Kupplungsgehäuse

Shut-off Type  
Absperrbarkeit | Plug Body  
Steckergehäuse

**Standard Serie - Standardausführung**

37

1074.5

16 Bar FPM (Viton)

Brass Nickelplated - Messing Vernickelt  
Stainless Steel - Edelstahl

**Double Shut-off - Beidseitig absperrend**

**Automatic Multi Couplings  
104 with leakage free.**

**Application Area:**

Hydraulic Liquids, Water, Oil and Diesel  
For Example : Control Panels, Machinery for production etc.

**Use Area:**

Automotive Industry, Air Industry  
Machinery, Steel Industry, Plastic and Rubber Industry.

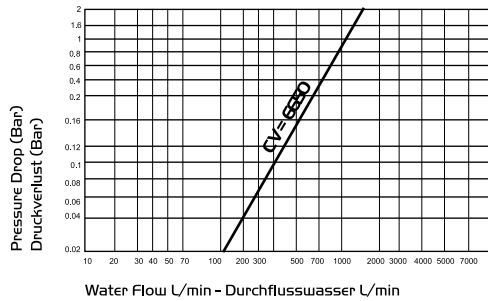
**Automatische Multikupplungen 104 in  
leckagefreier Ausführung.**

**Anwendungsbereiche:**

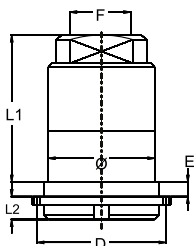
\* Hydraulische Flüssigkeiten  
\* Wasser, Schmieröl, Benzin, Diesel...  
z.B. an Prüfständen, Produktionsmaschinen etc.

**Einsatzgebiete:**

\* Automobilbau, Luftfahrtindustrie  
\* Eisen- und Stahlindustrie, Maschinenbau  
\* Kunststoffindustrie und Aluminiumdruckguß

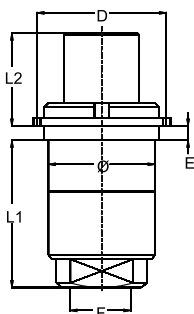


**Coupling  
Kupplung**



Body Size Nennweite	Connection Anschluß F	Order No - Bestellnr.	L1 (mm)	L2 (mm)	D (mm)	Ø (mm)	E (mm)
37	BSP 1"1/2	104.37 DGB 48	151	20.1	108	95.8	20
37	NPT 1"1/2	104.37 NGB 48	151	20.1	108	95.8	20

**Nippel**



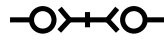
37	BSP 1"1/2	104.37 DUB 48	101.5	72.2	108	95.8	19.8
37	NPT 1"1/2	104.37 NUB 48	101.5	72.2	108	95.8	19.8



SERIE 104.50

**COUPLINGS, MULTICOUPLINGS & MOULD COOLING PRODUCTS**

KUPPLUNGEN, MULTIKUPPLUNGEN & KÜHLUNGSELEMENTE FÜR WERKZEUGE



**Automatic Multi Couplings 104 with leakage free.**

**Application Area:**  
Hydraulik Liquids, Water, Oil and Diesel  
For Example : Control Panels, Machinery for production etc.

**Use Area:**  
Automotive Industry, Air Industry  
Machinery, Steel Industry, Plastic and Rubber Industry.

**Automatische Multikupplungen 104 in leckagefreier Ausführung.**

**Anwendungsbereiche:**  
\* Hydraulische Flüssigkeiten  
\* Wasser, Schmieröl, Benzin, Diesel...  
z.B. an Prüfständen, Produktionsmaschinen etc.

**Einsatzgebiete:**  
\* Automobilbau, Luftfahrtindustrie  
\* Eisen-und Stahlindustrie, Maschinenbau  
\* Kunststoffindustrie und Aluminiumdruckguß

**Coupling & Plug - Kupplung & Nippel**

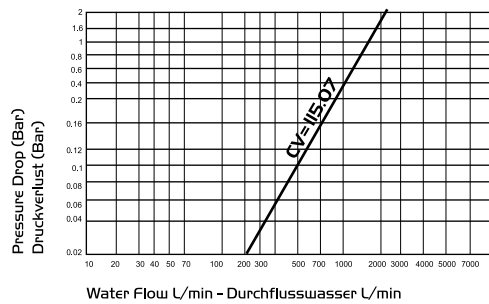
Nominal Ø(mm) - Nennweite Ø(mm)  
Cross Section (mm<sup>2</sup>) - Querschnitt (mm<sup>2</sup>)  
Max. Working Pressure - Max. Betriebsdruck  
O-Ring (180°)  
Material - Werkstoffe  
Shut-off Type  
Absperrbarkeit

Coupler Body  
Kupplungsgehäuse  
Plug Body  
Steckergehäuse

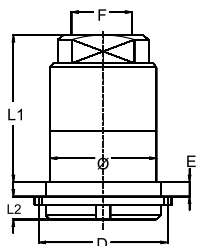
**Standard Serie - Standardausführung**

50  
1962.5  
16 Bar FPM (Viton)  
Brass Nickelplated - Messing Vernickelt  
Stainless Steel - Edelstahl

**Double Shut-off - Beidseitig absperrend**



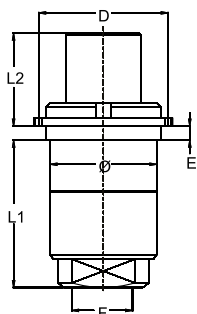
**Coupling  
Kupplung**



Body Size Nennweite	Connection Anschluß F	Order No - Bestellnr.	L1 (mm)	L2 (mm)	D (mm)	Ø (mm)	E (mm)
------------------------	-----------------------------	-----------------------	------------	------------	-----------	-----------	-----------

50	BSP 2"	104.50 DGB 60	162	20	136	124	16
50	NPT 2"	104.50 NGB 60	162	20	136	124	16

**Nippel**



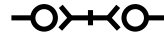
50	BSP 2"	104.50 DUB 60	162	86	136	122	16
50	NPT 2"	104.50 NUB 60	162	86	136	122	16



COUPLINGS, MULTICOUPLINGS & MOULD COOLING PRODUCTS

KUPPLUNGEN, MULTIKUPPLUNGEN & KÜHLUNGSELEMENTE FÜR WERKZEUGE

■ SERIE 104.75



Coupling & Plug - Kupplung & Nippel

Nominal Ø(mm) - Nennweite Ø(mm)

Cross Section (mm<sup>2</sup>) - Querschnitt (mm<sup>2</sup>)

Max. Working Pressure - Max. Betriebsdruck  
O-Ring (180°)

Material - Werkstoffe | Coupler Body  
Kupplungsgehäuse

Shut-off Type  
Absperrbarkeit | Plug Body  
Steckergehäuse

Standard Serie - Standardausführung

75

4415.5

16 Bar FPM (Viton)

Brass Nickelplated - Messing Vernickelt  
Stainless Steel - Edelstahl

Double Shut-off - Beidseitig absperrend

Automatic Multi Couplings  
104 with leakage free.

Application Area:

Hydraulic Liquids, Water, Oil and Diesel  
For Example : Control Panels, Machinery for  
production etc.

Use Area:

Automotive Industry, Air Industry  
Machinery, Steel Industry, Plastic and  
Rubber Industry.

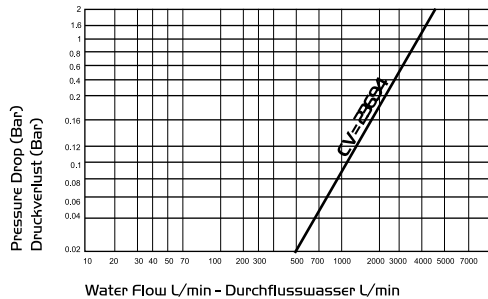
Automatische Multikupplungen 104 in  
leckagefreier Ausführung.

Anwendungsbereiche:

\* Hydraulische Flüssigkeiten  
\* Wasser, Schmieröl, Benzin, Diesel...  
z.B. an Prüfständen, Produktionsmaschinen etc.

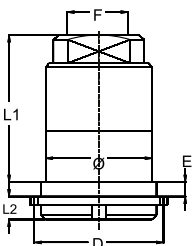
Einsatzgebiete:

\* Automobilbau, Luftfahrtindustrie  
\* Eisen-und Stahlindustrie, Maschinenbau  
\* Kunststoffindustrie und Aluminiumdruckguß



Coupling  
Kupplung

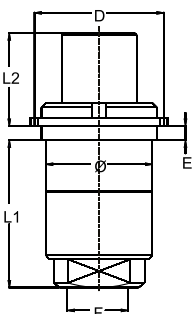
Body Size Nennweite	Connection Anschluß F	Order No - Bestellnr.	L1 (mm)	L2 (mm)	D (mm)	Ø (mm)	E (mm)
------------------------	-----------------------------	-----------------------	------------	------------	-----------	-----------	-----------



75	BSP 3"	104.75 DGB 90	232	20	183	171	16
----	--------	---------------	-----	----	-----	-----	----

75	NPT 3"	104.75 NGB 90	232	20	183	171	16
----	--------	---------------	-----	----	-----	-----	----

Nippel



75	BSP 3"	104.75 DUB 90	232	117	183	171	16
----	--------	---------------	-----	-----	-----	-----	----

75	NPT 3"	104.75 NUB 90	232	117	183	171	16
----	--------	---------------	-----	-----	-----	-----	----



**COUPLINGS, MULTICOUPLINGS & MOULD COOLING PRODUCTS**

**SERIE 105.03**

**KUPPLUNGEN, MULTIKUPPLUNGEN & KÜHLUNGSELEMENTE FÜR WERKZEUGE**

Automatic Multi-Coupling for distribution systems of:  
Pneumatic-Hydraulic- Various Fluids and Electric Power

**Standard Serie:**  
Largely stainless steel with 17% chrome content.  
Coupling back adaptor: anti-corrosion threaded steel  
Various gases, oils, hydrocarbons...

**S4 Serie:**  
Largely stainless steel with 17% chrome content.  
Air, water, oil...

**S6 Serie:**  
AISI 316L stainless steel with  
Various corrosive gases, sea water,  
large number of chemical products  
in a corrosive environment.

**H4 Serie:**  
Stainless steel with 17% chrome  
content and AISI 316L stainless steel  
High pressure liquids and gases, compressed air.  
Without any particular anti-corrosion resistance.

Multikupplungssysteme für die zentralisierte  
Versorgung von Systemen mit Pneumatik, Hydraulik,  
Flüssigkeiten und elektrischer Leistung.

**Standard Serie:**  
Hauptbestandteile aus 17% Chromstahl.  
Schraubverschluss ist aus korrosionsgeschütztem  
Stahl für verschiedene Gase, Öle und Kraftstoffe.

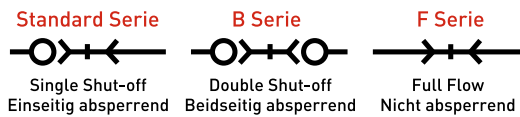
**S4 Serie:**  
Hauptbestandteile aus 17% Chromstahl, für Luft,  
Wasser und Öle...

**S6 Serie:**  
Edelstahl AISI 316L für verschiedene korrosive Gase,  
Meerwasser, zahlreiche chemische Produkte  
und unter korrosiven Bedingungen.

**H4 Serie:**  
17% Chromstahl und Edelstahl AISI 316L für Flüssigkeiten,  
Gase und Druckluft unter Hochdruck.

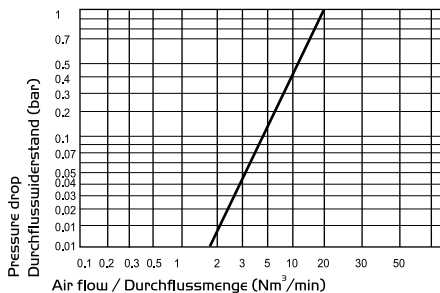
**Seals - Dichtung:**  
E - Ethylene-propylene CR - Chloroprene  
J - Fluorosilicone Ni - Nitrile NBR  
P - PTFE (Teflon) V - Fluorocarbon  
W - Perfluoroelastomer

For optional orders please add the symbol  
of your option end of the order no.  
Bei Bestellungen Kennbuchstabe bitte  
hinzufügen (Beispiel: 105.03 DGB 10-S-H)

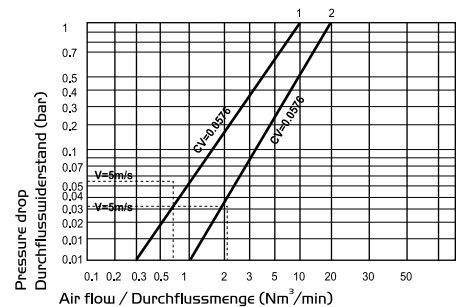


Coupling & Plug - Kupplung & Stecker	Standard Serie	S4 Serie	S6 Serie	H4 Serie
Nominal Ø(mm) - Nennweite	3	3	3	3
Cross Section (mm <sup>2</sup> ) - Querschnitt	7	7	7	7
Max. Working Pressure	50	50	15	400
Max. Betriebsdruck	PSI	PSI	PSI	PSI
O-Ring	NBR	Viton	EPDM	Viton

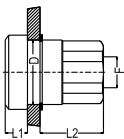
Pneumatic charts flow rate/Pressure drop  
from the single shut-off system  
Pneumatische Durchflusswiderstandskurven  
mit einseitiger Absperrung (Druckluft)



Hydraulic charts flow rate/Pressure drop  
Hydraulische Durchflusswiderstandskurve

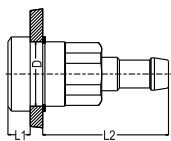


**Coupler and Plug  
Kupplung und Nippel**



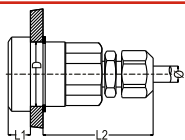
Socket female thread  
Kupplung mit Innengewinde

Body Size Nennweite	Connection Anschluß (FØ)	Order No - Bestellnr.			L1 (mm)	L2 (mm)	D (mm)
		Single Shut-off Einseitig absperrend	Double Shut-off Beidseitig absperrend	Full Flow Nicht absperrend			
03	BSP 1/8"	105.03 DG 10	105.03 DGB 10	105.03 DGF 10	9	19.6	15.9
	NPT 1/8"	105.03 NG 10	105.03 NGB 10	105.03 NGF 10			



Socket for rubber hoses  
Kupplung mit Schlauchanschluss

03	Ø 4	105.03 HG 04	105.03 HGB 04	105.03 HGF 04	9	33.6	15.9
	Ø 6	105.03 HG 06	105.03 HGB 06	105.03 HGF 06			



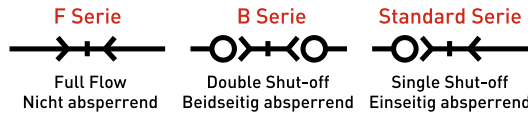
Socket for plastic tubing  
Kupplung mit Kunsts  
offschlauchanschluss

03	4x6 mm - M10x1	105.03 PG 04	105.03 PGB 04	105.03 PGF 04	9	23.6	15.9
	6x8 mm - M12x1	105.03 PG 06	105.03 PGB 06	105.03 PGF 06			

**COUPLINGS, MULTICOUPLINGS & MOULD COOLING PRODUCTS**

KUPPLUNGEN, MULTIKUPPLUNGEN & KÜHLUNGSELEMENTE FÜR WERKZEUGE

**SERIE 105.06**



Coupling & Plug - Kupplung & Stecker	Standard Serie	S4 Serie	S6 Serie	H4 Serie
Nominal Ø(mm) - Nennweite	5.5	5.5	5.5	5.5
Cross Section (mm <sup>2</sup> ) - Querschnitt	23.5	23.5	23.5	23.5
Max. Working Pressure	50	50	15	450
Max. Betriebsdruck	725	725	217	6530
O-Ring	NBR	Viton	EPDM	Viton

Automatic Multi-Coupling for distribution systems of:  
Pneumatic-Hydraulic- Various Fluids and Electric Power

**Standard Serie:**  
Largely stainless steel with 17% chrome content.  
Coupling back adaptor: anti-corrosion treated steel  
Various gases, oils, hydrocarbons...

**S4 Serie:**  
Largely stainless steel with 17% chrome content.  
Air, water, oil...

**S6 Serie:**  
AISI 316L stainless steel with  
Various corrosive gases, sea water,  
large number of chemical products  
in a corrosive environment.

**H4 Serie:**  
Stainless steel with 17% chrome  
content and AISI 316L stainless steel  
High pressure liquids and gases, compressed air.  
Without any particular anti-corrosion resistance.

Multikupplungssysteme für die zentralisierte  
Versorgung von Systemen mit Pneumatik, Hydraulik,  
Flüssigkeiten und elektrischer Leistung.

**Standard Serie:**  
Hauptbestandteile aus 17% Chromstahl.  
Schraubverschluss ist aus korrosionsgeschütztem  
Stahl für verschiedene Gase, Öle und Kraftstoffe.

**S4 Serie:**  
Hauptbestandteile aus 17% Chromstahl, für Luft,  
Wasser und Öle...

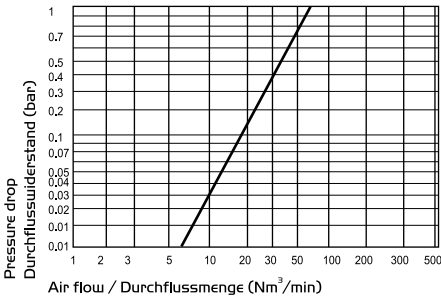
**S6 Serie:**  
Edelstahl AISI 316L für verschiedene korrosive Gase,  
Meerwasser, zahlreiche chemische Produkte  
und unter korrosiven Bedingungen.

**H4 Serie:**  
17% Chromstahl und Edelstahl AISI 316L für Flüssigkeiten,  
Gase und Druckluft unter Hochdruck.

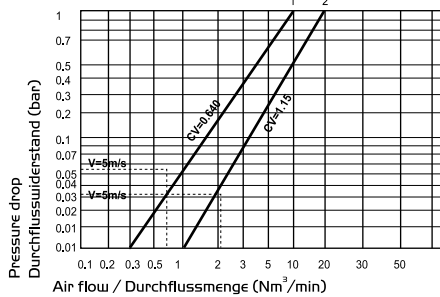
**Seals - Dichtung:**  
E - Ethylene-propylene CR - Chloroprene  
J - Fluorosilicone Ni - Nitrile NBR  
P - PTFE (Teflon) V - Fluorocarbon  
W - Perfluoroelastomer

For optional orders please add the symbol  
of your option end of the order no.  
Bei Bestellungen Kennbuchstabe bitte  
hinzufügen (Beispiel: 105.03 DGB 10-S-H)

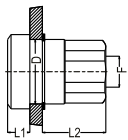
Pneumatic charts flow rate/Pressure drop  
from the single shut-off system  
Pneumatische Durchflusswiderstandskurven  
mit einseitiger Absperrung (Druckluft)



Hydraulic charts flow rate/Pressure drop  
Hydraulische Durchflusswiderstandskurve

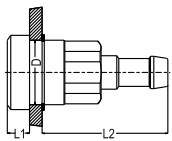


**Coupler and Plug  
Kupplung und Nippel**



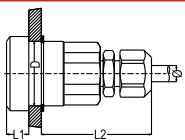
Socket female thread  
Kupplung mit Innengewinde

Body Size Nennweite	Connection Anschluß (FØ)	Order No - Bestellnr.			L1 (mm)	L2 (mm)	D (mm)
		Single Shut-off Einseitig absperrend	Double Shut-off Beidseitig absperrend	Full Flow Nicht absperrend			
06	BSP 1/8"	105.06 DG 10	105.06 DGB 10	105.06 DGF 10	20.5	15	25.9
	NPT 1/8"	105.06 NG 10	105.06 NGB 10	105.06 NGF 10	20.5	15	25.9
	BSP 1/4"	105.06 DG 13	105.06 DGB 13	105.06 DGF 13	20.5	18	25.9
	NPT 1/4"	105.06 NG 13	105.06 NGB 13	105.06 NGF 13	20.5	19	25.9
	BSP 3/8"	105.06 DG 17	105.06 DGB 17	105.06 DGF 17	20.5	25.5	25.9
	BSP 1/2"	105.06 DG 21	105.06 DGB 21	105.06 DGF 21	20.5	29	25.9



Socket for rubber hoses  
Kupplung mit Schlauchanschluss

06	Ø 6	105.06 HG 06	105.06 HGB 06	105.06 HGF 06	20.5	42	25.9
	Ø 8	105.06 HG 08	105.06 HGB 08	105.06 HGF 08	20.5	42	25.9
	Ø 9	105.06 HG 09	105.06 HGB 09	105.06 HGF 09	20.5	42	25.9
	Ø 10	105.06 HG 10	105.06 HGB 10	105.06 HGF 10	20.5	42	25.9
	Ø 13	105.06 HG 13	105.06 HGB 13	105.06 HGF 13	20.5	47.5	25.9



Socket for plastic tubing  
Kupplung mit Kunsts  
offschlauchanschluss

06	6x8 mm - M12x1	105.06 PG 06	105.06 PGB 06	105.06 PGF 06	20.5	27.5	25.9
	8x10 mm - M20x1.5	105.06 PG 08	105.06 PGB 08	105.06 PGF 08	20.5	27.5	25.9



# SERIE 105.08

## COUPLINGS, MULTICOUPLINGS & MOULD COOLING PRODUCTS

### KUPPLUNGEN, MULTIKUPPLUNGEN & KÜHLUNGSELEMENTE FÜR WERKZEUGE

Automatic Multi-Coupling for distribution systems of:  
Pneumatic-Hydraulic- Various Fluids and Electric Power

**Standard Serie:**  
Largely stainless steel with 17% chrome content.  
Coupling back adaptor: anti-corrosion threaded steel  
Various gases, oils, hydrocarbons...

**S4 Serie:**  
Largely stainless steel with 17% chrome content.  
Air, water, oil...

**S6 Serie:**  
AISI 316L stainless steel with  
Various corrosive gases, sea water,  
large number of chemical products  
in a corrosive environment.

**H4 Serie:**  
Stainless steel with 17% chrome  
content and AISI 316L stainless steel  
High pressure liquids and gases, compressed air.  
Without any particular anti-corrosion resistance.

Multikupplungssysteme für die zentralisierte  
Versorgung von Systemen mit Pneumatik, Hydraulik,  
Flüssigkeiten und elektrischer Leistung.

**Standard Serie:**  
Hauptbestandteile aus 17% Chromstahl.  
Schraubverschluss ist aus korrosionsgeschütztem  
Stahl für verschiedene Gase, Öle und Kraftstoffe.

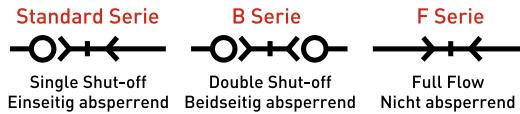
**S4 Serie:**  
Hauptbestandteile aus 17% Chromstahl, für Luft,  
Wasser und Öle...

**S6 Serie:**  
Edelstahl AISI 316L für verschiedene korrosive Gase,  
Meerwasser, zahlreiche chemische Produkte  
und unter korrosiven Bedingungen.

**H4 Serie:**  
17% Chromstahl und Edelstahl AISI 316L für Flüssigkeiten,  
Gase und Druckluft unter Hochdruck.

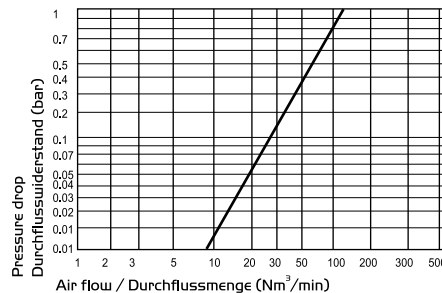
**Seals - Dichtung:**  
E - Ethylene-propylene CR - Chloroprene  
J - Fluorosilicone Ni - Nitrile NBR  
P - PTFE (Teflon) V - Fluorocarbon  
W - Perfluoroelastomer

For optional orders please add the symbol  
of your option end of the order no.  
Bei Bestellungen Kennbuchstabe bitte  
hinzufügen (Beispiel: 105.03 DGB 10-S-H)

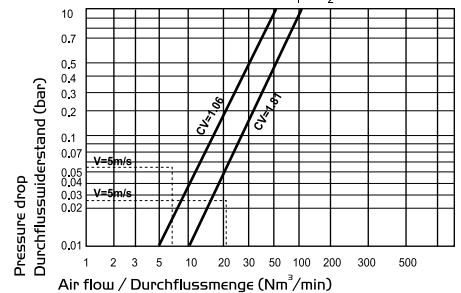


Coupling & Plug - Kupplung & Stecker	Standard Serie	S4 Serie	S6 Serie	H4 Serie
Nominal Ø(mm) - Nennweite	8	8	8	8
Cross Section (mm <sup>2</sup> ) - Querschnitt	50	50	50	50
Max. Working Pressure	50	50	15	400
Max. Betriebsdruck	Bar	Bar	Bar	Bar
	PSI	PSI	PSI	PSI
O-Ring	NBR	Viton	EPDM	Viton

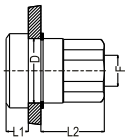
Pneumatic charts flow rate/Pressure drop  
from the single shut-off system  
Pneumatische Durchflusswiderstandskurven  
mit einseitiger Absperrung (Druckluft)



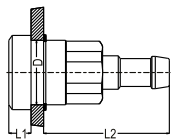
Hydraulic charts flow rate/Pressure drop  
Hydraulische Durchflusswiderstandskurve



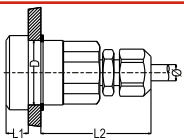
#### Coupler and Plug Kupplung und Nippel



Socket female thread  
Kupplung mit Innengewinde



Socket for rubber hoses  
Kupplung mit Schlauchanschluss



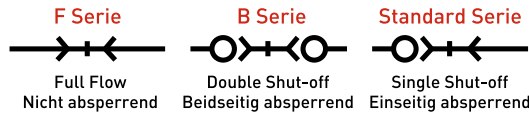
Socket for plastic tubing  
Kupplung mit Kunsts  
offschlauchanschluss

Body Size Nennweite	Connection Anschluß (FØ)	Order No - Bestellnr.			L1 (mm)	L2 (mm)	D (mm)
		Single Shut-off Einseitig absperrend	Double Shut-off Beidseitig absperrend	Full Flow Nicht absperrend			
08	BSP 1/4"	105.08 DG 13	105.08 DGB 13	105.08 DGF 13	20	31	31.85
	BSP 3/8"	105.08 DG 17	105.08 DGB 17	105.08 DGF 17	20	31	31.85
	BSP 1/2"	105.08 DG 21	105.08 DGB 21	105.08 DGF 21	20	40	31.85
08	Ø 8	105.08 HG 08	105.08 HGB 08	105.08 HGF 08	20	54.5	21.85
	Ø 10	105.08 HG 10	105.08 HGB 10	105.08 HGF 10	20	54.5	21.85
	Ø 13	105.08 HG 13	105.08 HGB 13	105.08 HGF 13	20	60	21.85
	Ø 16	105.08 HG 16	105.08 HGB 16	105.08 HGF 16	20	60	21.85
08	Ø 8	105.08 PG 08	105.08 PGB 08	105.08 PGF 08	20	47.5	31.85
	Ø 10	105.08 PG 10	105.08 PGB 10	105.08 PGF 10	20	47.5	31.85

**COUPLINGS, MULTICOUPLINGS & MOULD COOLING PRODUCTS**

KUPPLUNGEN, MULTIKUPPLUNGEN & KÜHLUNGSELEMENTE FÜR WERKZEUGE

**SERIE 105.11**



Coupling & Plug - Kupplung & Stecker	Standard Serie	S4 Serie	S6 Serie	H4 Serie
Nominal Ø(mm) - Nennweite	11	11	11	11
Cross Section (mm <sup>2</sup> ) - Querschnitt	95	95	95	95
Max. Working Pressure	50	50	15	350
Max. Betriebsdruck	725	725	217	5080
O-Ring	NBR	Viton	EPDM	Viton

Automatic Multi-Coupling for distribution systems of: Pneumatic-Hydraulic- Various Fluids and Electric Power

**Standard Serie:** Largely stainless steel with 17% chrome content. Coupling back adaptor: anti-corrosion treated steel. Various gases, oils, hydrocarbons...

**S4 Serie:** Largely stainless steel with 17% chrome content. Air, water, oil...

**S6 Serie:** AISI 316L stainless steel with various corrosive gases, sea water, large number of chemical products in a corrosive environment.

**H4 Serie:** Stainless steel with 17% chrome content and AISI 316L stainless steel. High pressure liquids and gases, compressed air. Without any particular anti-corrosion resistance.

Multikupplungssysteme für die zentralisierte Versorgung von Systemen mit Pneumatik, Hydraulik, Flüssigkeiten und elektrischer Leistung.

**Standard Serie:** Hauptbestandteile aus 17% Chromstahl. Schraubverschluss ist aus korrosionsgeschütztem Stahl für verschiedene Gase, Öle und Kraftstoffe.

**S4 Serie:** Hauptbestandteile aus 17% Chromstahl, für Luft, Wasser und Öle...

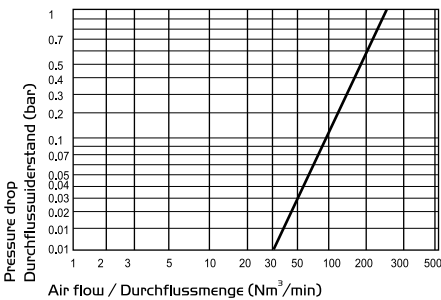
**S6 Serie:** Edelstahl AISI 316L für verschiedene korrosive Gase, Meerwasser, zahlreiche chemische Produkte und unter korrosiven Bedingungen.

**H4 Serie:** 17% Chromstahl und Edelstahl AISI 316L für Flüssigkeiten, Gase und Druckluft unter Hochdruck.

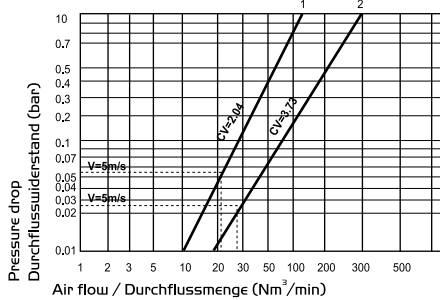
**Seals - Dichtung:**  
 E - Ethylene-propylene CR - Chloroprene  
 J - Fluorosilicone Ni - Nitrile NBR  
 P - PTFE (Teflon) V - Fluorocarbon  
 W - Perfluoroelastomer

For optional orders please add the symbol of your option end of the order no. Bei Bestellungen Kennbuchstabe bitte hinzufügen (Beispiel: 105,03 DGB 10-S-H)

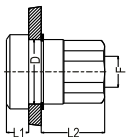
Pneumatic charts flow rate/Pressure drop from the single shut-off system  
 Pneumatische Durchflusswiderstandskurven mit einseitiger Absperrung (Druckluft)



Hydraulic charts flow rate/Pressure drop  
 Hydraulische Durchflusswiderstandskurve

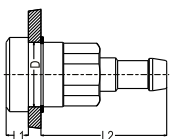


**Coupler and Plug  
 Kupplung und Nippel**



Socket female thread  
 Kupplung mit Innengewinde

Body Size Nennweite	Connection Anschluß (FØ)	Order No - Bestellnr.			L1 (mm)	L2 (mm)	D (mm)
		Single Shut-off Einseitig absperrend	Double Shut-off Beidseitig absperrend	Full Flow Nicht absperrend			
11	BSP 3/8"	105.11 DG 17	105.11 DGB 17	105.11 DGF 17	14.4	47.6	37.9
	BSP 1/2"	105.11 DG 21	105.11 DGB 21	105.11 DGF 21	14.4	49.6	37.9
	BSP 3/4"	105.11 DG 26	105.11 DGB 26	105.11 DGF 26	14.4	57.6	37.9



Socket for rubber hoses  
 Kupplung mit Schlauchanschluss

11	Ø 8	105.11 HG 13	105.11 HGB 13	105.11 HGF 13	14.4	76.6	37.9
	Ø 16	105.11 HG 16	105.11 HGB 16	105.11 HGF 16	14.4	76.6	37.9
	Ø 19	105.11 HG 19	105.11 HGB 19	105.11 HGF 19	14.4	76.6	37.9



**COUPLINGS, MULTICOUPLINGS & MOULD COOLING PRODUCTS**

**SERIE 105.19**

**KUPPLUNGEN, MULTIKUPPLUNGEN & KÜHLUNGSELEMENTE FÜR WERKZEUGE**

Automatic Multi-Coupling for distribution systems of:  
Pneumatic-Hydraulic- Various Fluids and Electric Power

**Standard Serie:**  
Largely stainless steel with 17% chrome content.  
Coupling back adaptor: anti-corrosion threaded steel  
Various gases, oils, hydrocarbons...

**S4 Serie:**  
Largely stainless steel with 17% chrome content.  
Air, water, oil...

**S6 Serie:**  
AISI 316L stainless steel with  
Various corrosive gases, sea water,  
large number of chemical products  
in a corrosive environment.

**H4 Serie:**  
Stainless steel with 17% chrome  
content and AISI 316L stainless steel  
High pressure liquids and gases, compressed air.  
Without any particular anti-corrosion resistance.

Multikupplungssysteme für die zentralisierte  
Versorgung von Systemen mit Pneumatik, Hydraulik,  
Flüssigkeiten und elektrischer Leistung.

**Standard Serie:**  
Hauptbestandteile aus 17% Chromstahl.  
Schraubverschluss ist aus korrosionsgeschütztem  
Stahl für verschiedene Gase, Öle und Kraftstoffe.

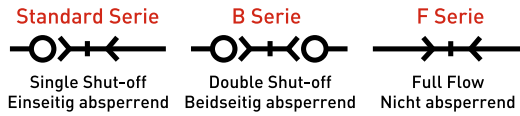
**S4 Serie:**  
Hauptbestandteile aus 17% Chromstahl, für Luft,  
Wasser und Öle...

**S6 Serie:**  
Edelstahl AISI 316L für verschiedene korrosive Gase,  
Meerwasser, zahlreiche chemische Produkte  
und unter korrosiven Bedingungen.

**H4 Serie:**  
17% Chromstahl und Edelstahl AISI 316L für Flüssigkeiten,  
Gase und Druckluft unter Hochdruck.

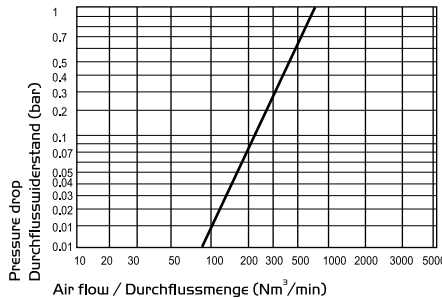
**Seals - Dichtung:**  
E - Ethylene-propylene CR - Chloroprene  
J - Fluorosilicone Ni - Nitrile NBR  
P - PTFE (Teflon) V - Fluorocarbon  
W - Perfluoroelastomer

For optional orders please add the symbol  
of your option end of the order no.  
Bei Bestellungen Kennbuchstabe bitte  
hinzufügen (Beispiel: 105.03 DGB 10-S-H)

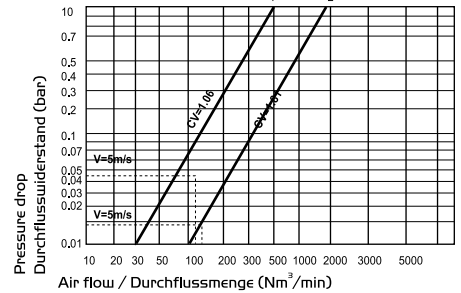


Coupling & Plug - Kupplung & Stecker	Standard Serie	S4 Serie	S6 Serie	H4 Serie
Nominal Ø(mm) - Nennweite	19	19	19	19
Cross Section (mm <sup>2</sup> ) - Querschnitt	283.5	283.5	283.5	283.5
Max. Working Pressure	50	50	15	300
Max. Betriebsdruck	Bar	Bar	Bar	Bar
	PSI	PSI	PSI	PSI
O-Ring	NBR	Viton	EPDM	Viton

Pneumatic charts flow rate/Pressure drop  
from the single shut-off system  
Pneumatische Durchflusswiderstandskurven  
mit einseitiger Absperrung (Druckluft)

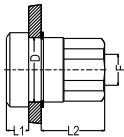


Hydraulic charts flow rate/Pressure drop  
Hydraulische Durchflusswiderstandskurve



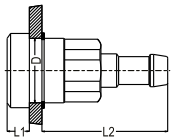
**Coupler and Plug  
Kupplung und Nippel**

Body Size Nennweite	Connection Anschluß (FØ)	Order No - Bestellnr.			L1 (mm)	L2 (mm)	D (mm)
		Single Shut-off Einseitig absperrend	Double Shut-off Beidseitig absperrend	Full Flow Nicht absperrend			



Socket female thread  
Kupplung mit Innengewinde

19	BSP 3/4"	105.19 DG 26	105.19 DGB 26	105.19 DGF 26	9	75.8	53.9
	BSP 1"	105.19 DG 33	105.19 DGB 33	105.19 DGF 33	9	75.8	53.9



Socket for rubber hoses  
Kupplung mit Schlauchanschluss

19	Ø 19	105.19 HG 19	105.19 HGB 19	105.19 HGF 19	9	114.8	53.9
	Ø 25	105.19 HG 25	105.19 HGB 25	105.19 HGF 25	9	114.8	53.9

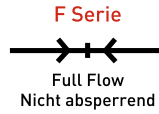
**COUPLINGS, MULTICOUPLINGS & MOULD COOLING PRODUCTS**

KUPPLUNGEN, MULTIKUPPLUNGEN & KÜHLUNGSELEMENTE FÜR WERKZEUGE

**SERIE 105**

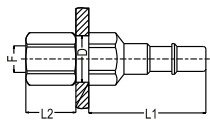


Standard & F Serie



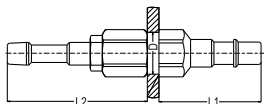
Coupler and Plug  
Kupplung und Nippel

Body Size Nennweite	Connection Anschlüsse (F/Ø)	Order No Bestellnr.	L1 (mm)	L2 (mm)	D (mm)
------------------------	-----------------------------------	------------------------	------------	------------	-----------



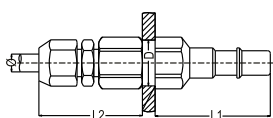
Plugs with female thread  
Nippel mit Innengewinde

03	BSP 1/8"	105.03 DUF 10	29	21	16
	NPT 1/8"	105.03 NUF 10	29	21	16
06	BSP 1/8"	105.06 DUF 10	43	16	16.15
	NPT 1/8"	105.06 NUF 10	43	16	16.15
	BSP 1/4"	105.06 DUF 13	43	19	16.15
	NPT 1/4"	105.06 NUF 13	43	19	16.15
08	BSP 1/4"	105.08 DUF 13	52	20	21.4
	BSP 3/8"	105.08 DUF 17	52	22	21.4
	BSP 1/2"	105.08 DUF 21	52	27	21.4
11	BSP 3/8"	105.11 DUF 17	62.5	16.5	26.3
	BSP 1/2"	105.11 DUF 21	62.5	21.5	26.3
	BSP 3/4"	105.11 DUF 26	62.5	25	26.3
19	BSP 3/4"	105.19 DUF 26	88	29.5	39
	BSP 1"	105.19 DUF 33	88	37.5	39



Plug with for rubber hose  
Nippel mit Schlauchanschluss

03	Ø 4	105.03 HUF 04	29	35	16
	Ø 6	105.03 HUF 06	29	35	16
06	Ø 6	105.06 HUF 06	43	35.5	16.15
	Ø 8	105.06 HUF 08	43	35.5	16.15
	Ø 10	105.06 HUF 10	43	35.5	16.15
	Ø 13	105.06 HUF 13	43	40	16.15
08	Ø 8	105.08 HUF 08	52	34.5	21.4
	Ø 10	105.08 HUF 10	52	34.5	21.4
	Ø 13	105.08 HUF 13	52	40	21.4
	Ø 16	105.08 HUF 16	52	40	21.4
11	Ø 13	105.11 HUF 13	62.5	42	26.3
	Ø 16	105.11 HUF 16	62.5	42	26.3
	Ø 19	105.11 HUF 19	62.5	42	26.3
19	Ø 19	105.19 HUF 19	88	73.5	39
	Ø 25	105.19 HUF 25	88	101.5	39



Plug with for plastic tubing  
Nippel mit  
Kunststoffschlauchanschluss

03	Ø 4/6	105.03 PUF 04	29	25	16
	Ø 6/8	105.03 PUF 06	29	25	16
06	Ø 6/8	105.06 PUF 06	43	21	16.2
	Ø 8/10	105.06 PUF 08	43	27	16.2
08	Ø 8/10	105.08 PUF 08	52	41.5	21.4
	Ø 10/12	105.08 PUF 10	52	42	21.4

Automatic Multi-Coupling for distribution systems of:  
Pneumatic-Hydraulic- Various  
Fluids and Electric Power

**Standard Serie:**

Largely stainless steel with 17% chrome content.  
Coupling back adaptor: anti-corrosion treaded steel  
Various gases, oils, hydrocarbons...

**S4 Serie:**

Largely stainless steel with 17% chrome content.  
Air, water, oil...

**S6 Serie:**

AISI 316L stainless steel with  
Various corrosive gases, sea water,  
large number of chemical products  
in a corrosive environment.

**H4 Serie:**

Stainless steel with 17% chrome  
content and AISI 316L stainless steel  
High pressure liquids and gases, compressed air.  
Without any particular anti-corrosion resistance.

Multikupplungssysteme für die zentralisierte  
Versorgung von Systemen mit Pneumatik, Hydraulik,  
Flüssigkeiten und elektrischer Leistung.

**Standard Serie:**

Hauptbestandteile aus 17% Chromstahl.  
Schraubverschluss ist aus korrosionsgeschütztem  
Stahl für verschiedene Gase, Öle und Kraftstoffe.

**S4 Serie:**

Hauptbestandteile aus 17% Chromstahl. für Luft,  
Wasser und Öle...

**S6 Serie:**

Edelstahl AISI 316L für verschiedene korrosive Gase,  
Meerwasser, zahlreiche chemische Produkte  
und unter korrosiven Bedingungen.

**H4 Serie:**

17% Chromstahl und Edelstahl AISI 316L für  
Flüssigkeiten,  
Gase und Druckluft unter Hochdruck.

**Seals - Dichtung:**

E - Ethylene-propylene	CR - Chloroprene
J - Fluorosilicone	Ni - Nitrile NBR
P - PTFE (Teflon)	V - Fluorocarbon
	W - Perfluoroelastomer

For optional orders please add the symbol  
of your option end of the order no.

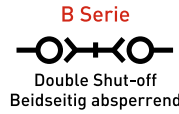
Bei Bestellungen Kennbuchstabe bitte  
hinzufügen (Beispiel: 105.03 DGB 10-S-H)



SERIE 105

COUPLINGS, MULTICOUPLINGS & MOULD COOLING PRODUCTS

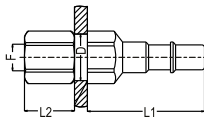
KUPPLUNGEN, MULTIKUPPLUNGEN & KÜHLUNGSELEMENTE FÜR WERKZEUGE



B Serie

Coupler and Plug  
Kupplung und Nippel

Body Size Nennweite	Connection Anschlüsse (F/Ø)	Order No Bestellnr.	L1 (mm)	L2 (mm)	D (mm)
03	BSP 1/8"	105.03 DUB 10	29	21	16
	NPT 1/8"	105.03 NUB 10	29	21	16
06	BSP 1/8"	105.06 DUB 10	43	16	16.15
	NPT 1/8"	105.06 NUB 10	43	16	16.15
	BSP 1/4"	105.06 DUB 13	43	19	16.15
	NPT 1/4"	105.06 NUB 13	43	19	16.15
08	BSP 1/4"	105.08 DUB 13	52	20	21.4
	BSP 3/8"	105.08 DUB 17	52	22	21.4
	BSP 1/2"	105.08 DUB 21	52	27	21.4
11	BSP 3/8"	105.11 DUB 17	62.5	16.5	26.3
	BSP 1/2"	105.11 DUB 21	62.5	21.5	26.3
	BSP 3/4"	105.11 DUB 26	62.5	25	26.3
19	BSP 3/4"	105.19 DUB 26	88	29.5	39
	BSP 1"	105.19 DUB 33	88	37.5	39



Plug with automatic shut-off female thread  
Verschlussnippel mit Innengewinde

Automatic Multi-Coupling for distribution systems of:  
Pneumatic-Hydraulic- Various  
Fluids and Electric Power

**Standard Serie:**

Largely stainless steel with 17% chrome content.  
Coupling back adaptor: anti-corrosion treaded steel  
Various gases, oils, hydrocarbons...

**S4 Serie:**

Largely stainless steel with 17% chrome content.  
Air, water, oil...

**S6 Serie:**

AISI 316L stainless steel with  
Various corrosive gases, sea water,  
large number of chemical products  
in a corrosive environment.

**H4 Serie:**

Stainless steel with 17% chrome  
content and AISI 316L stainless steel  
High pressure liquids and gases, compressed air.  
Without any particular anti-corrosion resistance.

Multikupplungssysteme für die zentralisierte  
Versorgung von Systemen mit Pneumatik, Hydraulik,  
Flüssigkeiten und elektrischer Leistung.

**Standard Serie:**

Hauptbestandteile aus 17% Chromstahl.  
Schraubverschluss ist aus korrosionsgeschütztem  
Stahl für verschiedene Gase, Öle und Kraftstoffe.

**S4 Serie:**

Hauptbestandteile aus 17% Chromstahl. für Luft,  
Wasser und Öle...

**S6 Serie:**

Edelstahl AISI 316L für verschiedene korrosive Gase,  
Meerwasser, zahlreiche chemische Produkte  
und unter korrosiven Bedingungen.

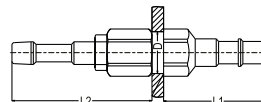
**H4 Serie:**

17% Chromstahl und Edelstahl AISI 316L für  
Flüssigkeiten,  
Gase und Druckluft unter Hochdruck.

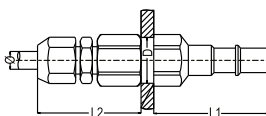
**Seals - Dichtung:**

- E - Ethylene-propylene
- J - Fluorosilicone
- P - PTFE (Teflon)
- CR - Chloroprene
- Ni - Nitrile NBR
- V - Fluorocarbon
- W - Perfluoroelastomer

For optional orders please add the symbol  
of your option end of the order no.  
Bei Bestellungen Kennbuchstabe bitte  
hinzufügen (Beispiel: 105.03 DGB 10-S-H)



Plug with automatic shut-off for rubber hose  
Verschlussnippel mit Schlauchanschluss



Plug with automatic shut-off for plastic tubing  
Verschlussnippel mit Kunststoffschlauchanschluss

03	Ø 4	105.03 HUB 04	29	35	16
	Ø 6	105.03 HUB 06	29	35	16
06	Ø 6	105.06 HUB 06	43	35.5	16.15
	Ø 8	105.06 HUB 08	43	35.5	16.15
	Ø 10	105.06 HUB 10	43	35.5	16.15
	Ø 13	105.06 HUB 13	43	40	16.15
08	Ø 8	105.08 HUB 08	52	34	21.2
	Ø 10	105.08 HUB 10	52	34	21.2
	Ø 13	105.08 HUB 13	52	40	21.2
	Ø 16	105.08 HUB 16	52	40	21.2
11	Ø 13	105.11 HUB 13	62.5	42	26.4
	Ø 16	105.11 HUB 16	62.5	42	26.4
	Ø 19	105.11 HUB 19	62.5	42	26.4
19	Ø 19	105.19 HUB 13	88	72.5	39
	Ø 25	105.19 HUB 16	88	101.5	39



**COUPLINGS, MULTICOUPLINGS & MOULD COOLING PRODUCTS**

KUPPLUNGEN, MULTIKUPPLUNGEN & KUHLUNGSELEMENTE FÜR WERKZEUGE

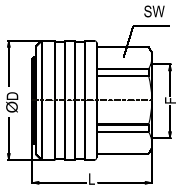
**SERIE 106**

Standard & F Serie



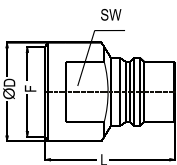
**Coupler and Plug  
Kupplung und Nippel**

Body Size Nennweite	Connection Anschlüsse (F/Ø)	Order No Bestellnr.	C	D	SW	L	LI	L2
------------------------	-----------------------------------	------------------------	---	---	----	---	----	----



Socket female threaded  
Kupplung mit Innengewinde

25	BSP 1"	106.25 DGF 33	57	46	57			
33	BSP 1.1/4"	106.33 DGF 42	64	55	62			
50	BSP 2"	106.50 DGF 60	89	77	70			



Female threaded plug  
Nippel mit Innengewinde

25	BSP 1"	106.25 DU 33	44.6	41	61			
33	BSP 1.1/4"	106.33 DU 42	54.6	50	66			
50	BSP 2"	106.50 DU 60	74.6	71	78			

**Temperature Range - Temperaturbereich**  
-20°C +100°C (-4°F +250°F)

**Working Pressure - Betriebsdruck**  
0-10 bar (0-145 PSI)

**Flow capacity - Nennweiten**  
NW - 106.25  
NW - 106.33  
Nw - 106.50

**Standard version - Standardversion**

Full Flow - Feier Durchfluss nicht absperierbar  
Chrome plated - Verchromt  
Ni-Nitrile NBR

**Options - Optionen**

E - EPDM (Ethylene-propylene)  
V - Fluorocarbone Seal - Fluorocarbone Dichtung

For optional orders please add the symbol  
of your option end of the order no.  
Bei Bestellungen Kennbuchstabe  
bitte hinzufügen (Beispiel: 106.25 DGF 33-E-V)

**Material - Material**

Coupler body -  
Kupplungsgrundkörper :Brass Chrome Plated -  
Messing Verchromt

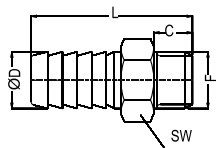
Back Part - Hinterteil :Brass Nickel Plated -  
Messing Vernickelt

Sleeve - Hülse :BrassChrome Plated -  
Messing Verchromt

Springs - Federn :Stainless Steel - Edelstahl  
Locking O-Ring-  
Sprengring :Stainless Steel - Edelstahl

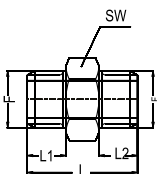
Balls -Kugeln :Stainless Steel - Edelstahl

Seals - Dichtungen :NBR - Nitrile  
Plug - Nippel :AISI - 420 (hardened-  
Gehärtet)



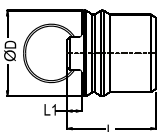
Male threaded hose tail  
(chromed brass)  
Schlauchtülle mit Aussengewinde

25	BSP 1"	100.25 TAF 25	21	28	40	69		
25	BSP 1"	106.25 TAF 33	21	35	40	70		
33	BSP 1.1/4"	100.33 TAF 32	21	35	50	69		
33	BSP 1.1/4"	106.33 TAF 42	21	41	50	69		
50	BSP 2"	100.50 TAF 51	25	54	70	85		
50	BSP 2"	106.50 TAF 60	25	61	70	85		



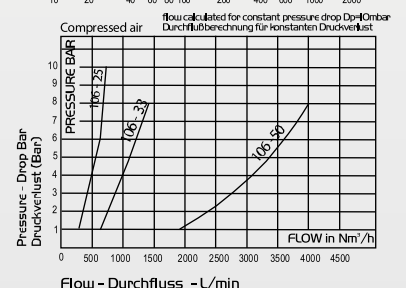
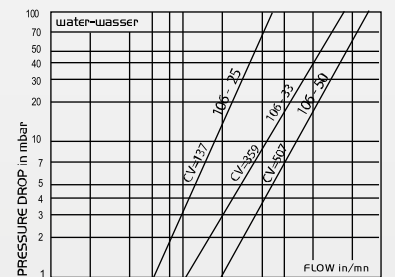
Male/male adaptor  
(chromed brass)  
Doppelnippel mit Aussengewinde

25	BSP 1"	106.25 EE 33-33	41	46	19	19		
33	BSP 1.1/4"	106.33 EE 42-42	50	52	21	21		
50	BSP 2"	106.50 EE 60-60	70	65	25	25		



Protective dust cap for socket  
Schutzkappe

25		106.25 KG 33	35	26.2	3.2			
33		106.33 KG 42	44	27.2	3.2			
50		106.50 KG 60	64	27.2	3.2			

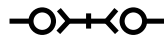




SERIE 124 ■

**COUPLINGS, MULTICOUPLINGS & MOULD COOLING PRODUCTS**

KUPPLUNGEN, MULTIKUPPLUNGEN & KÜHLUNGSELEMENTE FÜR WERKZEUGE



**Temperature Range - Temperaturbereich**  
-10 °C +150 °C ( +14 °F +302 °F )

**Working Pressure - Betriebsdruck**

- 06 serie 450 bar (6525 PSI)
- 08 serie 450 bar (6525 PSI)
- 12 serie 350 bar (5075 PSI)
- 16 serie 350 bar (5075 PSI)

**Flow capacity - Nennweite**


- 124.06 - Ø 6
- 124.08 - Ø 8
- 124.12 - Ø 12
- 124.16 - Ø 16

**Options - Optionen**

- PD** - Connected under residual pressure. (only unavailable for 124.06 socket)  
Einkuppeln unter Restdruck ( verfügbar nur für 124.06 )
- PK** - Dust protection cover to protect entering contamination..) -  
Gekoppelte Ausführung verhindert das Eindringen von Verschmutzungen
- KE** - Safety locking system to prevent accidental disconnection. - Sicherheitsverriegelung für unbeabsichtigtes Betätigen der Schiebülse.
- KS** - Integrated sealing kit. - Integrierte Dichtung.

**Material - Material**

- Coupler body - Kupplungsgrundkörper :AISI - 420 chrome steel / AISI - 420 Chromstahl
- Back Part - Hinterteil :Steel & galvanized - Stahl Verzinkt
- Sleeve - Hülse :AISI - 420 chrome steel - AISI - 420 Chromstahl
- Valve - Ventil :AISI - 420 chrome steel / AISI - 420 Chromstahl
- Springs - Federn :AISI - 302
- Balls -Kugeln :AISI - 420
- Seals - Dichtungen :FPM Seal Florocarbon) (V).
- Plug - Nippel :Stainless Steel - Edelstahl
- Plug Back Part - Hinterteil Nippel :Steel & galvanized - Stahl Verzinkt
- Dust caps - Staubkappen :Delrin & chloroprene



**Applications**

- High pressure hydraulic circuits.
- Connection of hydraulic pumps, valves and quick tool change.
- Aluminium die casting.
- Test benches.
- Plastic industry tool changing.
- Steel industry.

**Specification**

- Automatically one hand connection, disconnection.
- Flush face,
- Non spill.
- Ball locking type
- High pressure.
- High flow
- Colour code circuit definition.
- 4 different size (Ø6, Ø8, Ø12, Ø16)

**Anwendungen**

- Hochdruck-Hydraulikkreisläufe
- Verbindung von hydraulike Pumpen und Ventile für schnellen Werkzeugwechsel.
- Aluminiumdruckguss
- Prüfstände
- Werkzeugwechsel in der Kunststoffindustrie
- Stahlindustrie

**Spezifikationen**

- Ein- und Auskuppeln mit einer Hand.
- Ebene Stirnfläche
- Leckagefrei
- Kugelverriegelung
- Hochdruck
- Hoher Durchfluss
- Kennzeichnung von Flüssigkeitskreisläufen durch Farbringe
- 4 verschiedene Größen

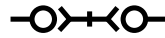
**COUPLINGS, MULTICOUPLINGS & MOULD COOLING PRODUCTS**

KUPPLUNGEN, MULTIKUPPLUNGEN & KUHLUNGSELEMENTE FÜR WERKZEUGE

**SERIE 124**



**PK - Dust protection cover**  
**PK - Schutzhülle Bezeichnung**



Dust protection cover to protect entering contamination..] -  
Gekapselte Ausführung verhindert das Eindringen von Verschmutzungen



PD - Max Residual Pressure chart ( Bar)  
PD - Restdruck (Bar)

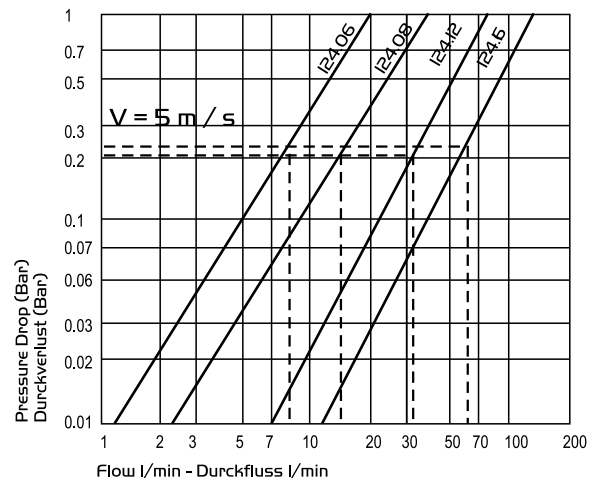
Coupler and Plug Kupplung und Nippel	124.06	124.08	124.12	124.18
Coupler / Kupplung	-	150	150	150
Plugs / Nippel	40	90	35	60

**Step - 1** According to the installation of system  
If the residual pressure is on socket side drain container (Plug side) pressure should be zero (P=0)

**Step - 2** According to the installation of system If the residual pressure is on socket side drain container (Socket side) pressure should be zero (P=0)  
For the residual pressure optional orders please add PD end of the order no.

**Schritt = 1** entsprechend der Installation des Systems  
Wenn Restdruck an der Kupplungsseite anliegt, dann sollte die Gegenseite zum Tank (in diesem Fall Steckerseite) drucklos sein (P=0)

**Schritt = 2** entsprechend der Installation des Systems  
Wenn Restdruck an der Steckerseite anliegt, dann sollte die Gegenseite zum Tank (in diesem Fall Kupplungsseite) drucklos sein (P=0)  
Für die Option Restdruckabbau fügen Sie bitte PD am Ende der Bestellnummer hinzu

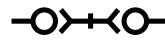




SERIE 124 ■

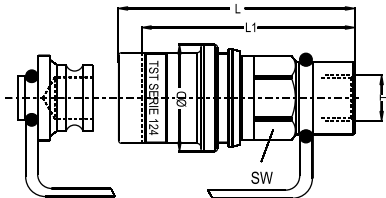
**COUPLINGS, MULTICOUPLINGS & MOULD COOLING PRODUCTS**

KUPPLUNGEN, MULTIKUPPLUNGEN & KÜHLUNGSELEMENTE FÜR WERKZEUGE

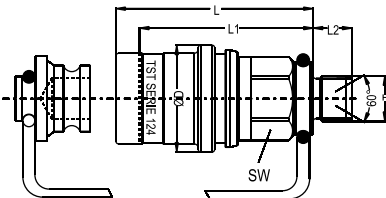


**Coupler and Plug  
Kupplung und Nippel**

Size Nennweite	Connection Anschlüsse F	Order No / Bestellnr.	ØD	L	LI	L2	L3	SW
06	BSP 3/8"	124.06 DGB 17	39	76.9	68.9			27
	NPT 3/8"	124.06 NGB 17	39	75	68.9			27
	UNF 9/16"-18	124.06 UGB 14	39	76.9	68.9			27
08	BSP 1/2"	124.08 DGB 21	47	90	81.4			32
	NPT 1/2"	124.08 NGB 21	47	87	78.4			32
	UNF 3/4"-16	124.08 UGB 19	47	87	78.4			32
12	BSP 3/4"	124.12 DGB 26	59	103.1	93.5			41
	NPT 3/4"	124.12 NGB 26	59	103.1	93.5			41
	UNF 1.1/16"-12	124.12 UGB 27	59	103.1	93.5			41
16	BSP 3/4"	124.16 DGB 26	69	116.5	106			50
	NPT 3/4"	124.16 NGB 26	69	116.5	108			50
	UNF 1.5/16"-12	124.16 UGB 33	69	118.5	108			50

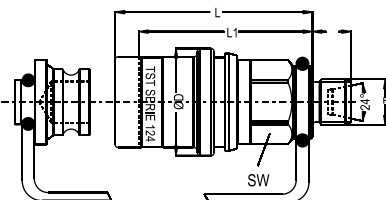


Female Threaded Socket  
Kupplung mit Innengewinde



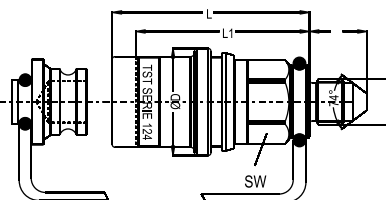
Male Threaded Socket  
(60° Conn. & Conn. Sealing With O-ring)  
Kupplung mit Aussengewinde mit 60° Dichtkonus

06	BSP 3/8"	124.06 EGB 17-60	39	64.4	56.4		12	27
08	BSP 1/2"	124.08 EGB 21-60	47	75	66.4		14	32
12	BSP 3/4"	124.12 EGB 26-60	59	89.6	80		16	41
16	BSP 3/4"	124.16 EGB 26-60	69	105	94.5		16	50



Male threaded sockets for hydraulic pipes with  
24° taper according to ISO 8434-1 (TYPE: S)  
Kupplung mit Außengewinde mit 24° Dichtkonus (TYP:S)

06	Ø10 (OD)	124.06 EGBM 18-10	39	64.4	56.4	12		27
08	Ø12 (OD)	124.08 EGBM 20-12	47	75	66.4	12		32
12	Ø16 (OD)	124.12 EGBM 24-16	59	89.6	80	14		41
16	Ø20 (OD)	124.16 EGBM 30-20	69	105	94.5	16		50



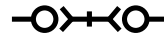
Male Threaded Socket (JIC 37 ISO 8434)  
Kupplung mit Aussengewinde (JIC 37 ISO 8434)

06	UNF 1/2" 20-Ø5	124.06 JGB 13-74	39	65.4	57.4	14		27
08	UNF 3/4" 16-Ø8	124.08 JGB 19-74	47	75	66.4	16.5		32
12	UNF 7/8" 14-Ø10	124.12 JGB 27-74	59	88.5	78.5	19.3		41
16	UNF 1.1/16"-12" 12-Ø12	124.16 JGB 27-74	69	105	94.5	22		50

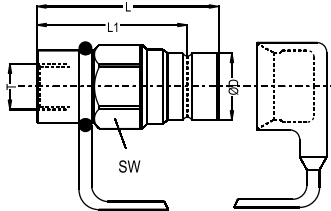
**COUPLINGS, MULTICOUPLINGS & MOULD COOLING PRODUCTS**

KUPPLUNGEN, MULTIKUPPLUNGEN & KÜHLUNGSELEMENTE FÜR WERKZEUGE

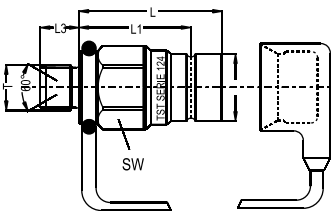
**SERIE 124**



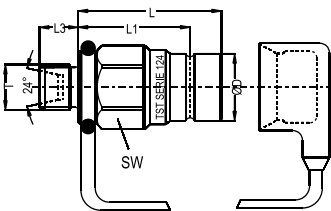
**Coupler and Plug  
Kupplung und Nippel**



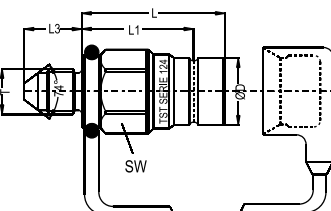
Female Threaded Plugs  
Nippel mit Innengewinde



Male Threaded Plugs  
(60° Conn. & Conn. Sealing With O-ring)  
Nippel mit Außengewinde mit 60° Dichtkonus



Male threaded Plugs for hydraulic pipes with  
24° taper according to ISO 8434-1 (TYPE: S)  
Nippel mit Außengewinde mit 24° Dichtkonus (TYP:S)



Male Threaded Plugs (JIC 37 ISO 8434)  
Nippel mit Außengewinde mit 74° Dichtkegel

Size Nennweite	Connection Anschlüsse F	Order No / Bestellnr.	ØD	L	LI	L2	L3	SW
06	BSP 3/8"	124.06 DUB 17	29.5	61.7	51.2			27
	NPT 3/8"	124.06 NUB 17	29.5	61.7	51.2			27
	UNF 9/16"-18	124.06 UUB 14	29.5	61.7	51.2			27
08	BSP 1/2"	124.08 DUB 21	35.5	73	60.675			32
	NPT 1/2"	124.08 NUB 21	35.5	70	57.675			32
	UNF 3/4"-16	124.08 UUB 19	35.5	70	57.675			32
12	BSP 3/4"	124.12 DUB 26	46	84	67.9			41
	NPT 3/4"	124.12 NUB 26	46	84	67.9			41
	UNF 1.1/16"-12	124.12 UUB 27	46	84	67.9			41
16	BSP 3/4"	124.16 DUB 26	56.5	94.4	72.95			50
	NPT 3/4"	124.16 NUB 26	56.5	94.4	72.95			50
	UNF 1.5/16"-16	124.16 UUB 33	56.5	94.4	74.95			50
06	BSP 3/8"	124.06 EUB 17-60	29.5	49.2	38.7	12		27
	BSP 1/2"	124.08 EUB 21-60	35.5	58	45.675	14		32
	BSP 3/4"	124.12 EUB 26-60	46	70.5	54.4	16		41
	BSP 3/4"	124.16 EUB 26-60	56.5	83	61.5	16		50
06	Ø10 (OD)	124.06 EUB M18-10	29.5	49.2	38.7	12		27
	Ø12 (OD)	124.08 EUB M20-12	35.5	58	45.675	12		32
	Ø16 (OD)	124.12 EUB M24-16	46	70.5	54.4	18.5		41
	Ø20 (OD)	124.16 EUB M30-20	56.5	83	61.5	16		50
06	UNF 1/2" 20-Ø5	124.06 JUB 13-74	29.5	50.2	39.7	14		27
	UNF 3/4" 16-Ø8	124.08 JUB 19-74	35.5	58	45.675	16.5		32
	UNF 7/8" 14-Ø10	124.12 JUB 27-74	46	69.5	53.5	19.3		41
	UNF 1.1/16-12" 12-Ø12	124.16 JUB 27-74	56.5	83	61.5	22		50



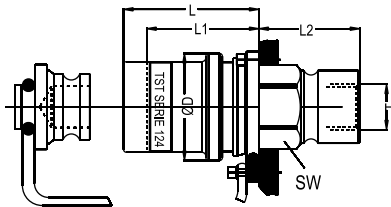
SERIE 124 ■

COUPLINGS, MULTICOUPLINGS & MOULD COOLING PRODUCTS

KUPPLUNGEN, MULTIKUPPLUNGEN & KÜHLUNGSELEMENTE FÜR WERKZEUGE

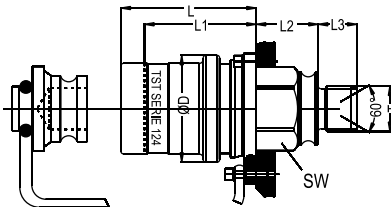


One Coupler On Mono Plate  
Eine Kupplung auf der Monoplatte



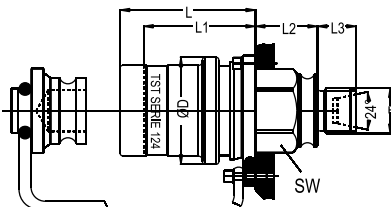
Female Threaded Socket  
Kupplung mit Innengewinde

Size Nennweite	Connection Anschlüsse F	Order No / Bestellnr.	ØD	L	L1	L2	L3	SW
06	BSP 3/8"	1241.06 DGB 17	39	44	36	32.9		27
	NPT 3/8"	1241.06 NGB 17	39	44	36			27
	UNF 9/16"-18	1241.06 UGB 14	39	44	36	32.9		27
08	BSP 1/2"	1241.08 DGB 21	47	50.1	41.5	39.9		32
	NPT 1/2"	1241.08 NGB 21	47	50.1	41.5	36.9		32
	UNF 3/4"-18	1241.08 UGB 19	47	50.1	41.5	36.9		32
12	BSP 3/4"	1241.12 DGB 26	59	58.2	48.6	44.9		41
	NPT 3/4"	1241.12 NGB 26	59	58.2	48.6	44.9		41
	UNF 1.1/16"-12	1241.12 UGB 27	59	58.2	48.6	44.9		41
16	BSP 3/4"	1241.16 DGB 26	69	68.1	57.6	48.4		50
	NPT 3/4"	1241.16 NGB 26	69	68.1	57.6	48.4		50
	UNF 1.5/16"-16	1241.16 UGB 33	69	68.1	57.6	50.4		50



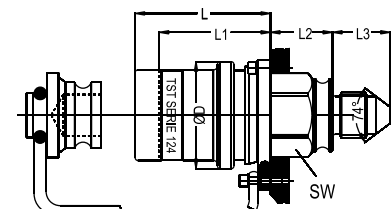
Male Threaded Socket  
(60° Conn. & Conn. Sealing With O-ring)  
Kupplung mit Aussengewinde mit 60° Dichtkonus

06	BSP 3/8"	1241.06 EGB 17-60	39	44	36	20.4	12	27
08	BSP 1/2"	1241.08 EGB 21-60	47	50	41.5	24.9	14	32
12	BSP 3/4"	1241.12 EGB 26-60	59	58	48.6	31.4	18.5	41
16	BSP 3/4"	1241.16 EGB 26-60	69	68	57.5	16		50



Male threaded sockets for hydraulic pipes with  
24° taper according to ISO 8434-1 (TYPE: S)  
Kupplung mit Außengewinde mit 24° Dichtkonus (TYP:S)

06	Ø10 (OD)	1241.06 EGB M18-10	39	44	36	20.4	12	27
08	Ø12 (OD)	1241.08 EGB M20-12	47	50.1	41.5	24.9	12	32
12	Ø16 (OD)	1241.12 EGB M24-16	59	58.2	48.6	14		41
16	Ø20 (OD)	1241.16 EGB M30-20	69	68	57.5	16		50



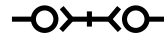
Male Threaded Socket (JIC 37 ISO 8434)  
Kupplung mit Aussengewinde (JIC 37 ISO 8434)

06	UNF 1/2" 20-Ø5	1241.06 JGB 13-74	39	44	36	21.5	14	27
08	UNF 3/4" 16-Ø8	1241.08 JGB 19-74	47	50	41.5	24.9	16.9	32
12	UNF 7/8" 14-Ø10	1241.12 JGB 27-74	59	58.2	48.6	19.3		41
16	UNF 1.1/16"-12" 12-Ø12	1241.16 JGB 27-74	69	68	57.5	22		50

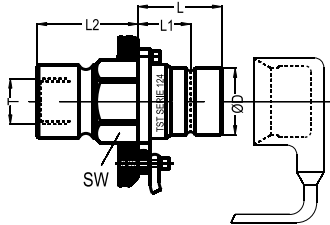
**COUPLINGS, MULTICOUPLINGS & MOULD COOLING PRODUCTS**

KUPPLUNGEN, MULTIKUPPLUNGEN & KUHLUNGSELEMENTE FÜR WERKZEUGE

**SERIE 124**

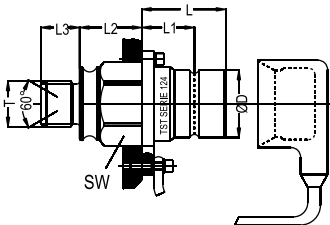


**One Coupler On Mono Plate  
Eine Kupplung auf der Monoplatte**



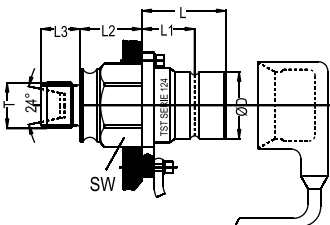
Female Threaded Plugs  
Nippel mit Innengewinde

Size Nennweite	Connection Anschlüsse F	Order No / Bestellnr.	ØD	L	LI	L2	L3	SW
06	BSP 3/8"	1241.06 DUB 17	29.5	29.2	18.7	33.9		27
	NPT 3/8"	1241.06 NUB 17		29		31		27
	UNF 9/16"-18	1241.06 UUB 14	29.5	29.2	18.7	33.9		27
08	BSP 1/2"	1241.08 DUB 21	35.5	33.1	21	39.9		32
	NPT 1/2"	1241.08 NUB 21	35.5	33.1	21	36.9		32
	UNF 3/4"-16	1241.08 UUB 19	35.5	33.1	21	36.9		32
12	BSP 3/4"	1241.12 DUB 26	46	39.4	23.3	44.9		41
	NPT 3/4"	1241.12 NUB 26	46	39.4	23.3	44.9		41
	UNF 1.1/16"-12	1241.12 UUB 27	46	39.4	23.3	44.9		41
16	BSP 3/4"	1241.16 DUB 26	56.5	46.1	23.7	48.4		50
	NPT 3/4"	1241.16 NUB 26	56.5	46.1	23.7	48.4		50
	UNF 1.5/16"-16	1241.16 UUB 33	56.5	46.1	23.7	50.4		50



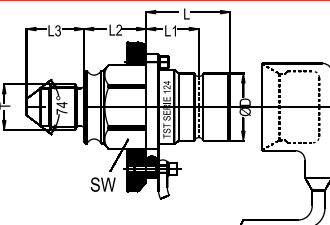
Male Threaded Plugs  
(60° Conn. & Conn. Sealing With O-ring)  
Nippel mit Außengewinde mit 60° Dichtkonus

06	BSP 3/8"	1241.06 EUB 17-60	29.5	29.2	18.7	20.4	12	27
08	BSP 1/2"	1241.08 EUB 21-60	35.5	33.1	21	24.9	14	32
12	BSP 3/4"	1241.12 EUB 26-60	46	39.4	23.3	31.4	16	41
16	BSP 3/4"	1241.16 EUB 26-60	56.5	46.1	24.7	37	16	50



Male threaded Plugs for hydraulic pipes with  
24° taper according to ISO 8434-1 (TYPE: S)  
Nippel mit Außengewinde mit 24° Dichtkonus (TYP:S)

06	Ø10 (OD)	1241.06 EUB M18-10	29.5	29.2	18.7	20.4	12	27
08	Ø12 (OD)	1241.08 EUB M20-12	35.5	33.1	21	24.9	12	32
12	Ø16 (OD)	1241.12 EUB M24-16	49	39.4	23.3	30.5	16	41
16	Ø20 (OD)	1241.16 EUB M30-20		24.5	61.5	37	16	50



Male Threaded Plugs (JIC 37 ISO 8434)  
Nippel mit Außengewinde (JIC 37 ISO 8434)


06	UNF 1/2" 20-Ø5	1241.06 JUB 13-74	29.5	29.2	18.7	21.4	14	27
08	UNF 3/4" 16-Ø8	1241.08 JUB 19-74	35.5	33.1	21	24.9	16.5	32
12	UNF 7/8" 14-Ø10	1241.12 JUB 27-74		39.5	53.5	30.5	19.3	41
16	UNF 1.1/16-12" 12-Ø12	1241.16 JUB 27-74		24.5	61.5	37	22	50



SERIE 124 ■

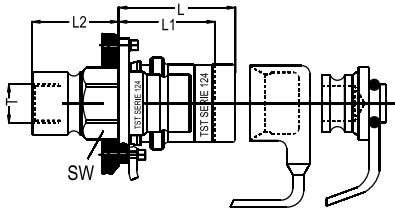
**COUPLINGS, MULTICOUPLINGS & MOULD COOLING PRODUCTS**

KUPPLUNGEN, MULTIKUPPLUNGEN & KÜHLUNGSELEMENTE FÜR WERKZEUGE

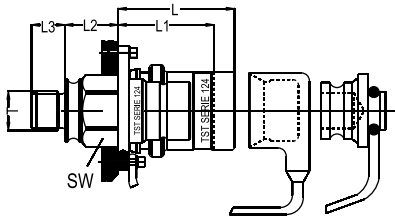


**One Coupler & One Plug On Twin Plate**  
Ein Kupplung und eine Nippel auf der Duoplatte

Size Nennweite	Connection Anschlüsse F	Order No / Bestellnr.	∅D	L	L1	L2	L3	SW
06	BSP 3/8"	1241.06 DGUB 17		44	36	32.9		27
	NPT 3/8"	1241.06 NGUB 17		44	36	31		27
	UNF 9/16"-18	1241.06 UGUB 14		44	36	32.9		27
08	BSP 1/2"	1241.08 DGUB 21		50.1	41.5	39.9		32
	NPT 1/2"	1241.08 NGUB 21		50.1	41.5	36.9		32
	UNF 3/4"-18	1241.08 UGUB 19		50.1	41.5	36.9		32
12	BSP 3/4"	1241.12 DGUB 26		58.2	48.5	44.9		41
	NPT 3/4"	1241.12 NGUB 26		58.2	48.5	44.9		41
	UNF 1.1/16"-12	1241.12 UGUB 27		58.2	48.5	44.9		41
16	BSP 3/4"	1241.16 DGUB 26		68.1	57.5	48.4		50
	NPT 3/4"	1241.16 NGUB 26		68.1	57.5	48.4		50
	UNF 1.5/16"-16	1241.16 UGUB 33		68.1	57.5	50.4		50

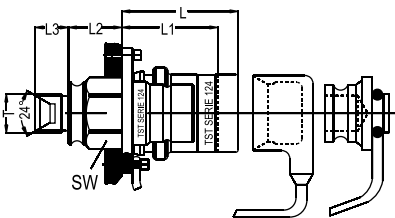


Female Threaded Socket & Plug  
Kupplung und Nippel mit Innengewinde



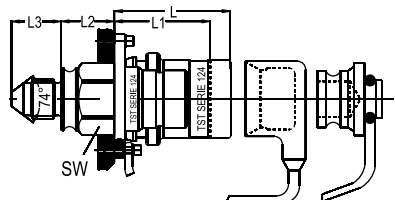
Male Threaded Socket & Plug  
(60° Conn. & Conn. Sealing With Oring)  
Kupplung und Nippel mit Außengewinde  
mit 60° Dichtkonus

06	BSP 3/8"	1241.06 EGUB 17-60		44	36	20.4	12	27
08	BSP 1/2"	1241.08 EGUB 21-60		50.1	41.5	24.9	14	32
12	BSP 3/4"	1241.12 EGUB 26-60		58.2	48.6	32.4	18.5	41
16	BSP 3/4"	1241.16 EGUB 26-60		68	57.5	37	16	50



Male threaded sockets for hydraulic pipes with  
24° taper according to ISO 8434-1 (TYPE: S)  
Kupplung mit Außengewinde mit 24° Dichtkonus (TYP:S)

06	∅10 (OD)	1241.06 EGUB M18-10		44	36	20.4	12	27
08	∅12 (OD)	1241.08 EGUB M20-12		50.1	41.5	24.9	12	32
12	∅16 (OD)	1241.12 EGUB M24-16		58.2	48.5	30.5	14	41
16	∅20 (OD)	1241.16 EGUB M30-20		68	57.5	37	16	50



Male Threaded Socket & Plug (JIC 37 ISO 8434)  
Kupplung und Nippel mit Außengewinde  
(JIC 37 ISO 8434)

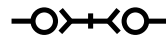
06	UNF 1/2" 20-∅5	1241.06 JGUB 13-74		44	36	21.5	14	27
08	UNF 3/4" 16-∅8	1241.08 JGUB 19-74		50	41.5	24.9	16.5	32
12	UNF 7/8" 14-∅10	1241.12 JGUB 27-74		58.2	48.5	30.5	19.3	41
16	UNF 1.1/16-12" 12-∅12	1241.16 JGUB 27-74		68	57.5	37	22	50



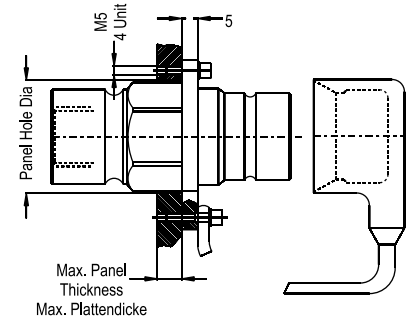
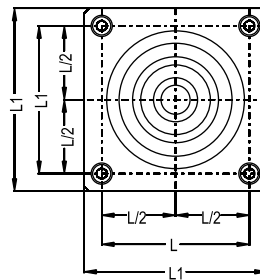
**COUPLINGS, MULTICOUPLINGS & MOULD COOLING PRODUCTS**

KUPPLUNGEN, MULTIKUPPLUNGEN & KÜHLUNGSELEMENTE FÜR WERKZEUGE

**SERIE 124**

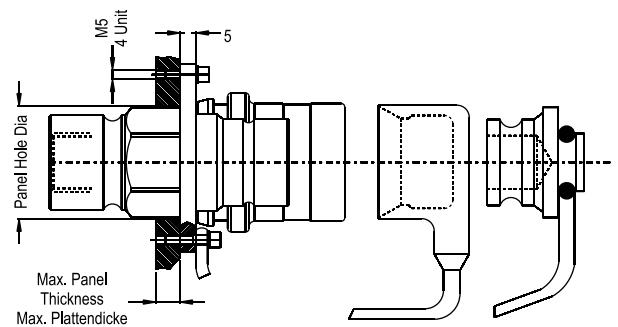
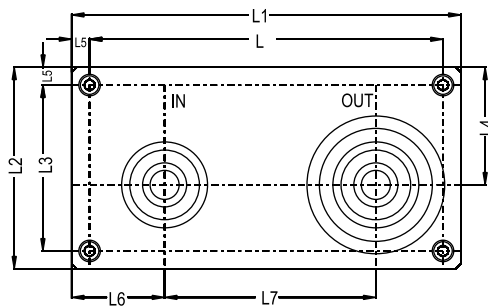


**Mono Plate / Monoplatte**



Serie	Max. Panel Thickness Max. Plattendicke	Panel Hole Plattenbohrung	L	LI
124.06	8	32	39	50
124.08	10	37.5	40	53
124.12	10	48	52	65
124.16	10	58	57	70

**Twin Plate / Duoplatte**



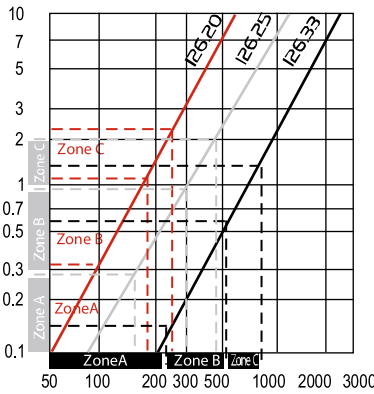
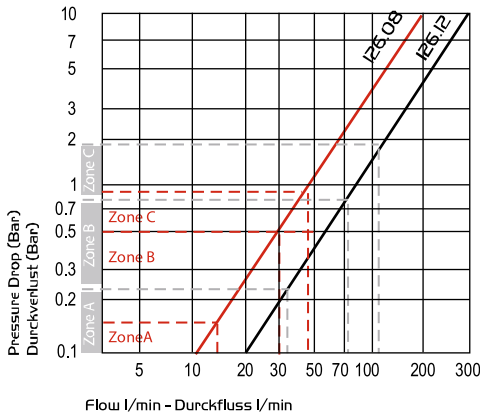
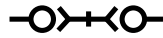
Serie	Max. Panel Thickness Max. Plattendicke	Panel Hole Plattenbohrung	L	LI	L2	L3	L4	L5	L6	L7
124.06	8	32	84	95	53	42	29.5	5.5	23.5	48
124.08	10	37.5	97	110	63	50	36.5	6.5	26	58
124.12	10	48	122	135	75	62	42.5	6.5	32.5	70
124.16	10	58	137	150	80	67	45	6.5	35	80



SERIE 126 ■

COUPLINGS, MULTICOUPLINGS & MOULD COOLING PRODUCTS

KUPPLUNGEN, MULTIKUPPLUNGEN & KÜHLUNGSELEMENTE FÜR WERKZEUGE



Temperature Range - Temperaturbereich  
-10 °C +150 °C ( +14 °F +302 °F )

Working Pressure -  
Betriebsdruck-

H4 Serie

126.08 serie 500 bar (7250 PSI)	750 bar (10875 PSI)
126.12 serie 500 bar (7250 PSI)	750 bar (10875 PSI)
126.20 serie 500 bar (7250 PSI)	750 bar (10875 PSI)
126.25 serie 500 bar (7250 PSI)	750 bar (10875 PSI)
126.33 serie 500 bar (7250 PSI)	750 bar (10875 PSI)

Options - Optionen

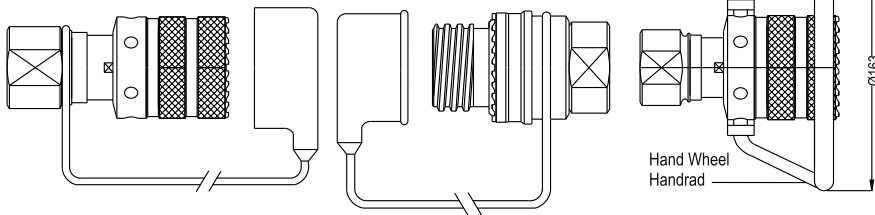
Coloured Metal Cap  
Available for 126.08 to 126.25

For optional orders please add the symbol of your option end of the order no.  
Bei Bestellungen  
Kennbuchstabe bitte hinzufügen  
(Beispiel: 110 DG 26-K-V)

- KM - Colourless alü. cap
- KMY- Yellow anodised cap
- KMB- Blue anodised cap
- KMR- Red anodised cap

Flow capacity - Nennweite

- 126.08 - Ø 8
- 126.12 - Ø 12
- 126.20 - Ø 20
- 126.25 - Ø 25
- 126.33 - Ø 33



Material - Material

- Coupler body - Kupplungsgrundkörper :Stainless Steel - Edelstahl
- Back Part - Hinterteil :Steel & galvanized - Stahl Verzinkt
- Screwed Locking Sleeve - Schraubverriegelung :Special steel hardened - Spezielles Stahl gehärtet
- Valve - Ventil :AISI - 420 chrome steel / AISI - 420 Chromstahl
- Springs - Federn :AISI - 302
- Seals - Dichtungen :FPM Seal (Fluorocarbon) (V).
- Plug - Nippel :Stainless Steel - Edelstahl
- Plug Back Part - Hinterteil Nippel :Steel & galvanized - Stahl Verzinkt
- Dust caps - Staubkappen :Delrin & chloroprene



Applications

- High pressure hydraulic circuits.
- Connection of hydraulic pumps, valves and quick tool change.
- Steel industry.
- Connection of mechanical equipment and road making.
- Plastic industry quick tool changing.
- Quick die changing on stamping presses.
- Military equipment.
- Aluminium die casting.

Specification

- Prevents accidental disconnection in vibration.
- Flat face,
- Non spill.
- Screw locking type
- High pressure.
- High flow
- 5 different sizes (Ø8, Ø12, Ø20, Ø25, Ø33)
- Hand wheel (for 126.20 & 126.25)

Anwendungen

- Hochdruck-Hydraulikkreisläufe
- Verbindung von hydraulikpumpen und Ventile für schnellen Werkzeugwechsel.
- Stahlindustrie
- Wechsel von hydraulischen Werkzeugen
- Luft- und Raumfahrt
- Schnelles Werkzeugwechsel in der Kunststoffindustrie
- Maschinenbau: Stanzen, Schneiden, Biegen, Umformen, Formgebung, Hochdruckumformung
- Rüstungsindustrie
- Aluminium und Stahlgussanlagen

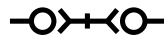
Spezifikationen

- Kein selbsttätiges, unbeabsichtigtes Entriegeln (Öffnen) durch äußere Einflüsse möglich.
- Ebene Stirnfläche
- Leckagefrei
- Kugelverriegelung
- Hochdruck
- Hoher Durchfluss
- 5 verschiedene Nennweiten
- Einkuppeln mit Hand ( für 126.20 & 126.25 )

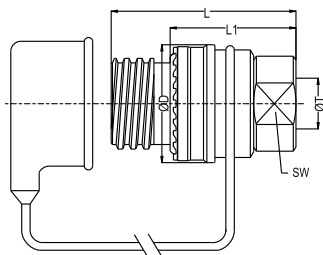
**COUPLINGS, MULTICOUPLINGS & MOULD COOLING PRODUCTS**

KUPPLUNGEN, MULTIKUPPLUNGEN & KUHLUNGSELEMENTE FÜR WERKZEUGE

**SERIE 126**

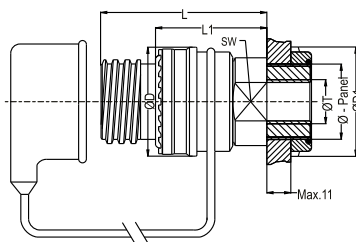


**Coupler and Socket Kupplungen**



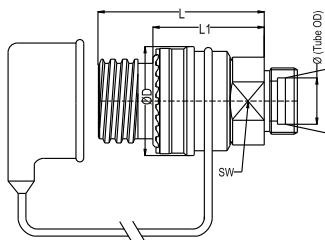
Female Threaded Sockets  
Kupplung mit Innengewinde

UN Threads are ISO 11926-1  
UN Gewindetyp ISO 11926-1



Panel Mounting Female Threaded Sockets  
Kupplung mit Innengewinde

UN Threads are ISO 11926-1  
UN Gewindetyp ISO 11926-1



Male threaded sockets for hydraulic pipes with  
24° taper according to ISO 8434-1 (TYPE: S)  
Kupplung mit Außengewinde mit 24° Dichtkonus (TYP:S)


Size Nennweite	Connection Anschlüsse T	Order No / Bestellnr.	ØD	L	LI	Ø	ØDI	SW
08	BSP 1/2"	126.08 DGB 21	50	75.5	49.3			32
	NPT 1/2"	126.08 NGB 21	50	75.5				32
	UNF 3/4"-16	126.08 UGB 19	50	75.5	45.5			32
12	BSP 3/4"	126.12 DGB 26	59.6	93.5	45.5 80.9			46
	NPT 3/4"	126.12 NGB 26	59.6	93.5	60.9			46
	UNF 1.1/16"-12	126.12 UGB 27	59.6	93.5	60.9			46
20	BSP 1"	126.20 DGB 33	73	110	73.6			50
	NPT 1"	126.20 NGB 33	73	110	69.5			50
	UNF 1.5/16"-12	126.20 UGB 33	73	110	69.5			56
25	BSP 1.1/4"	126.25 DGB 42	91	140.6	90.6			65
	NPT 1.1/4"	126.25 NGB 42	91	145.6	95.6			65
	UNF 1.5/8"-12	126.25 UGB 41	91	140.6	90.6			65
33	BSP 1.1/2"	126.33 DGB 48	107	152.5	95.7			80
	UN 1.7/8"-12	126.33 UGB 47	107	152.5	95.7			80
08	BSP 1/2"	1261.08 DGB 21	50	71	50	31	44	32
	NPT 1/2"	1261.08 NGB 21	50	71	50	31	44	32
	UNF 3/4"-16	1261.08 UGB 19	50	71	50	31	44	32
12	BSP 3/4"	1261.12 DGB 26	59.6	90.5	57.9	41	56	46
	NPT 3/4"	1261.12 NGB 26	59.6	90.5	61	41	56	46
	UNF 1.1/16"-12	1261.12 UGB 27	59.6	90.5	66.5	41	56	46
20	BSP 1"	1261.20 DGB 33	73	102	65.6	51	68	50
	NPT 1"	1261.20 NGB 33	73	102	65.6	51	68	50
	UNF 1.5/16"-12	1261.20 UGB 33	73	102	74.5	51	68	50
25	BSP 1.1/4"	1261.25 DGB 42	91	131	94	61	81	65
	NPT 1.1/4"	1261.25 NGB 42	91	131	94	61	81	65
	UNF 1.5/8"-12	1261.25 UGB 41	91	131	94	61	81	65
08	Ø 12 mm (OD)	126.08 EGB 20-12	50	74	44.5			32
	Ø 16 mm (OD)	126.08 EGB 24-16	50	74	44.5			32
12	Ø 16 mm (OD)	126.12 EGB 24-16	59.5	93.5	58.5			46
	Ø 20 mm (OD)	126.12 EGB 30-20	59.5	93.5	58.5			46
20	Ø 30 mm (OD)	126.20 EGB 42-30	73	108	74.5			50
25	Ø 38 mm (OD)	126.25 EGB 52-38	91	130.5	78			65



SERIE 126 ■

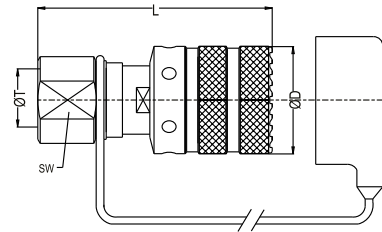
**COUPLINGS, MULTICOUPLINGS & MOULD COOLING PRODUCTS**

KUPPLUNGEN, MULTIKUPPLUNGEN & KÜHLUNGSELEMENTE FÜR WERKZEUGE



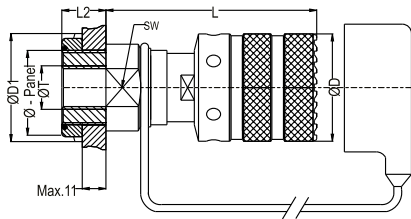
**Coupler and Plugs**  
Nippel

Size Nennweite	Connection Anschlüsse T	Order No / Bestellnr.	ØD	L	LI	Ø	ØDI	SW
08	BSP 1/2"	126.08 DUB 21	47	94.7				30
	NPT 1/2"	126.08 NUB 21	47	94.7				30
	UNF 3/4"-16	126.08 UUB 19	47	94.7				30
12	BSP 3/4"	126.12 DUB 26	57	107.1				46
	NPT 3/4"	126.12 NUB 26	57	107.1				46
	UNF 1.1/16"-12	126.12 UUB 27	57	107.1				46
20	BSP 1"	126.20 DUB 33	70	123.5				46
	NPT 1"	126.20 NUB 33	70	123.5				46
	UNF 1.5/16"-12	126.20 UUB 33	70	123.5				46
25	BSP 1.1/4"	126.25 DUB 42	88	139.7				58
	NPT 1.1/4"	126.25 NUB 42	88	137.2				58
	UNF 1.5/8"-12	126.25 UUB 41	88	139.7				58
33	BSP 1.1/2"	126.33 DUB 48	108	157.5				70
	UN 1.7/8"-12	126.33 UUB 47	108	157				70



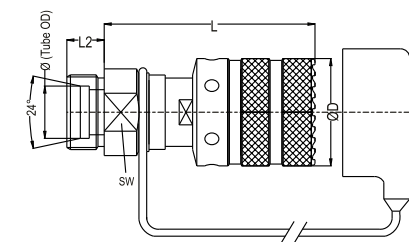
**Female Threaded Plug**  
Nippel mit Innengewinde

08	BSP 1/2"	1261.08 DUB 21	47	85		31	44	35
	NPT 1/2"	1261.08 NUB 21	47	85		31	44	35
	UNF 3/4"-16	1261.08 UUB 19	47	85		31	44	35
12	BSP 3/4"	1261.12 DUB 26	57	96.1		41	56	46
	NPT 3/4"	1261.12 NUB 26	57	96.1		41	56	46
	UNF 1.1/16"-12	1261.12 UUB 27	57	96.1		41	56	46
20	BSP 1"	1261.20 DUB 33	70	107		51	68	50
	NPT 1"	1261.20 NUB 33	70	106.5		51	68	50
	UNF 1.5/16"-12	1261.20 UUB 33	70	107		51	68	50
25	BSP 1.1/4"	1261.25 DUB 42	91	131		61	81	65
	NPT 1.1/4"	1261.25 NUB 42	91	131		61	81	65
	UNF 1.5/8"-12	1261.25 UUB 41	91	131		61	81	65



**Panel Mounting Female Threaded Plug**  
Nippel mit Innengewinde Schott

08	Ø 12 mm (OD)	126.08 EUB 20-12	47	88	12			32
	Ø 16 mm (OD)	126.08 EUB 24-16	47	88	14			32
12	Ø 16 mm (OD)	126.12 EUB 24-16	57	99	14			46
	Ø 20 mm (OD)	126.12 EUB 30-20	57	99	16			46
20	Ø 30 mm (OD)	126.20 EUB 42-30	70	109	20			50
25	Ø 38 mm (OD)	126.25 EUB 52-38	88	133.5	22			65



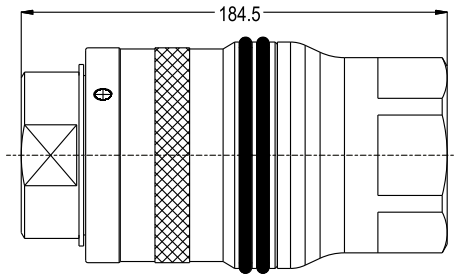
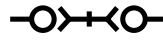
**Male threaded Plug for hydraulic pipes with 24° taper according to ISO 8434-1 (TYPE: S)**  
Nippel mit Außengewinde mit 24° Dichtkonus (TYP:S)

UNF Female Threads are ISO 11926-1 / UNF Innengewinde ISO 11926-1

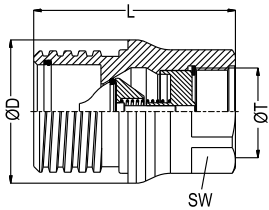
**COUPLINGS, MULTICOUPLINGS & MOULD COOLING PRODUCTS**

KUPPLUNGEN, MULTIKUPPLUNGEN & KÜHLUNGSELEMENTE FÜR WERKZEUGE

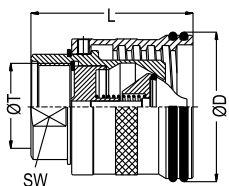
**SERIE 127**



**Coupler and Plug  
Kupplung und Nippel**



Female Threaded Couplers  
Kupplung mit Innengewinde



Female Threaded Plugs  
Nippel mit Innengewinde

Connection Anschlüsse (T)	Order No Bestellnr.	ØD	L	SW
BSP 2"	127.37 DGB 60	98	138	77
NPT 2"	127.37 NGB 60	98	138	77
UNF 2 1/2"-12	127.37 UGB 63	98	138	77
BSP 2"	127.37 DUB 60	98	111	67
NPT 2"	127.37 NUB 60	98	111	67
UNF 2 1/2"-12	127.37 UUB 63	98	111	67

**Temperature Range - Temperaturbereich**  
-10°C +150°C (-14°F +302°F)

**Working Pressure - Betriebsdruck**  
0-10 bar (0-145 PSI)

**Flow capacity - Nennweite**  
NW - 37 mm

**Options - Optionen**

- V - Fluorkarbon Viton (FPM) - Seal - Dichtungen
- E - Ethylen-Propylen (EPDM) - Seal - Dichtungen

For optional orders please add the symbol of your option end of the order no.  
Bei Bestellungen Kennbuchstabe bitte hinzufügen (Beispiel: 127 DGB 60 - V)

**Material - Material**

- (Nickel Plated Brass - Messing vernickelt)
- Coupler Body - Kupplungsgrundkörper : Brass Nickel Plated - Messing vernickelt
- Sleeve - Hülse : Steel - Stahl AISI 420
- Valve - Ventil : Stainless Steel - Edelstahl
- Springs - Federn : Stainless Steel - Edelstahl
- Balls - Kugeln : Stainless Steel - Edelstahl
- Seals - Dichtungen : Nitrile NBR (Ni)
- Plug - Nippel : Brass Nickel Plated - Messing vernickelt

**Functions :**

If the socket and plug valves seal instantly, automatically shutting off fluid flow to prevent leakage. If the socket and plug valves push together, opening to permit free flow of fluid through coupler. O-ring in the socket seals the plug surface preventing any leakage.

**Applications**

- High pressure hydraulic circuits.
- Connection of hydraulic pumps, valves and quick tool change.
- Aluminium die casting.
- Test benches.
- Plastic industry tool changing.
- Steel industry.

**Funktionen:**

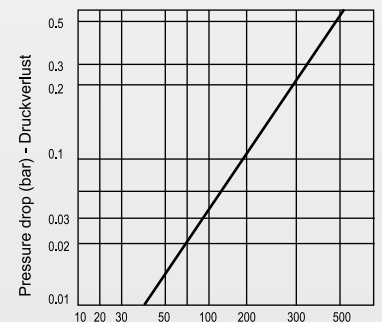
Wenn Kupplung und Nippel entkoppelt werden, verschliessen die Ventildichtungen sofort automatisch und ein Auslaufen der Flüssigkeit wird verhindert. Der O-Ring in dem Nippelventil an der Nippeloberfläche verhindert jegliche Leckage.

**Anwendungen**

- Hochdruck-Hydraulikkreisläufe
- Verbindung von hydraulike Pumpen und Ventile für schnellen Werkzeugwechsel.
- Aluminiumdruckguss
- Prüfstände
- Werkzeugwechsel in der Kunststoffindustrie
- Stahlindustrie

**Working Pressure - Betriebsdruck**

Body Size Baugröße	Brass - Mesing Bar	Steel - Stahl Bar	Stainless steel Edelstahl (AISI 303 / AISI 316) Bar
BSP 2"	30	95	90



Flow L/min - Durchfluss Luft L/min  
Test with oil viscosity 43 cSt at 38°C



SERIE 128 ■

**COUPLINGS, MULTICOUPLINGS & MOULD COOLING PRODUCTS**

**KUPPLUNGEN, MULTIKUPPLUNGEN & KÜHLUNGSELEMENTE FÜR WERKZEUGE**

**Temperature Range - Temperaturbereich**  
-40°C +250°C ( -40°F +482°F )

**Working Pressure - Betriebsdruck**  
316 bar (0-4582 PSI)

**Flow capacity - Nennweiten**  
NW - Ø3 - Ø5 - Ø8 mm

**Options For Seats - Optionen für Dichtungen**

- N - Nitril (NBR) -15°C + 100°C
- V - Fluorkarbon Viton (FPM) -10°C + 200°C
- E - Ethylen - Propylen (EPDM) -20°C + 150°C
- W - Perfluor - Elastomer (FFKM) -0°C + 250°C
- J - Fluor - Silikon (FMQ) -50°C + 175°C

For optional orders please add the symbol of your option end of the order no. Bei Bestellungen Kennbuchstabe bitte hinzufügen (Beispiel: 128 DGB 10 - E)

**Material - Material**  
Stainless Steel - Edelstahl DIN 1.4404

**Applications:**

- \* Cooling the mould and its components
- \* Conditioning the Thermoplastic Blow Moulding.
- \* Conditioning the Thermoplastic Injection Moulding
- \* Heat Transfer From The Origin With Mineral - Synthetic Oils (Up To 250°C )

**Advantages:**

The flat faced 128 serie couplings prevent to enter any dirt into the circuit  
Max. flow , Min. size  
High frequency Connections  
Excellent Reliability And Efficiency.

**Anwendungen:**

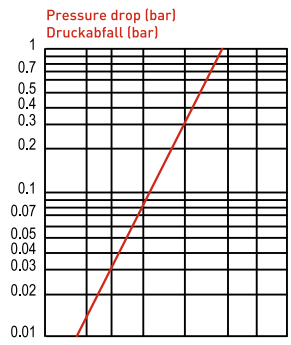
- \* Kühlung von Werkzeugen und ihren Elementen
- \* Temperierung von Blaswerkzeugen
- \* Temperierung von Spritzgießwerkzeugen
- \* Verbinden von Spritzgießwerkzeugen mit mineralischen und synthetischen Wärmeträgerölen bis 150°C

**Vorteile:**

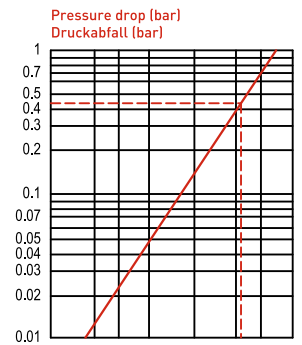
Leckagefreie Ausführung mit ebener Stirnfläche verhindert die Verschmutzung des Arbeitsplatzes  
Optimale Durchflussmenge bei geringstem Platzbedarf Hohe Frequenz  
Hohe Zuverlässigkeit und hoher Wirkungsgrad



• 128.03



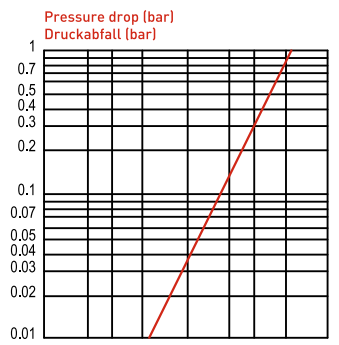
Flow in Nm3 / h - Durchfluss Nm3 / h  
Max. Working pressure 350 bar  
Fluid loss on disconnection at 3 bars 0.003cc  
Max. Betriebsdruck 350 bar  
Leckage beim Auskuppeln unter 3 bar 0.003cc



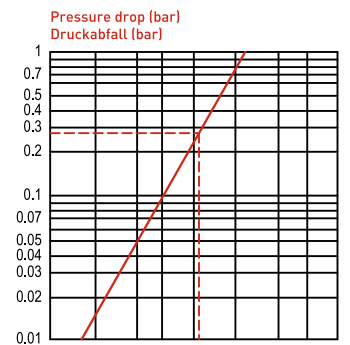
Hydraulic Flow in L / min  
Hydraulik Durchfluss L / min  
CV= 0.143 / V= 5 m/s



• 128.05



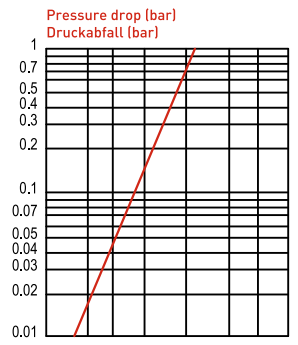
Flow in Nm3 / h - Durchfluss Nm3 / h  
Max. Working pressure 160 bar  
Fluid loss on disconnection at 3 bars 0.020cc  
Max. Betriebsdruck 160 bar  
Leckage beim Auskuppeln unter 3 bar 0.020cc



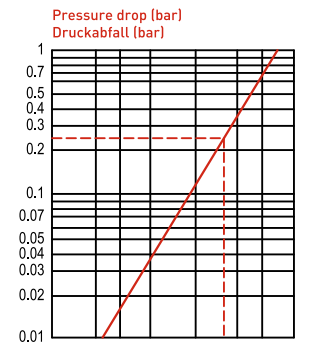
Hydraulic Flow in L / min  
Hydraulik Durchfluss L / min  
CV= 0.614 / V= 5 m/s



• 128.08



Flow in Nm3 / h - Durchfluss Nm3 / h  
Max. Working pressure 80 bar  
Fluid loss on disconnection at 3 bars 0.030cc  
Max. Betriebsdruck 80 bar  
Leckage beim Auskuppeln unter 3 bar 0.030cc



Hydraulic Flow in L / min  
Hydraulik Durchfluss L / min  
CV= 1.81 / V= 5 m/s

**COUPLINGS, MULTICOUPLINGS & MOULD COOLING PRODUCTS**

KUPPLUNGEN, MULTIKUPPLUNGEN & KÜHLUNGSELEMENTE FÜR WERKZEUGE

**SERIE 128**



**Coloured Plates**

To provide as systematic reference mark on the circuits  
Aluminium coloured plates  
Standardplate stainless steel

**Farbige Schottwandplatten**

Farbkennzeichnung durch farbig eloxierte  
Aluminium Schottwandplatten  
Standardplatte aus Edelstahl

1281.0... R (red)



1281.0... G (green)



1281.0... B (blue)



1281.0... S (black)



128 KU 01 - 128 KG 01 Black / Schwarz



128 KU 01

128 KG 01

**4 Mechanische und Farbkodierung**

- Um Verwechslungen zwischen unterschiedlichen Gasen (Explosionsgefahr) und Flüssigkeiten zu vermeiden
- Um verschiedene Leitungen leicht zu erkennen

**4 Mechanical and Colour Coding**

- To prevent all errors of connection between different gases and fluids (risk of explosion)
- To provide as systematic reference mark on the circuits.



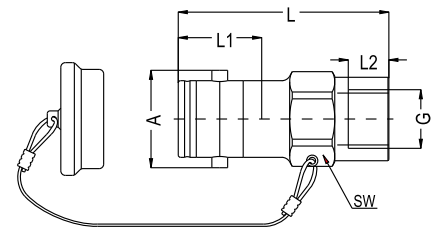
SERIE 128 ■

**COUPLINGS, MULTICOUPLINGS & MOULD COOLING PRODUCTS**

KUPPLUNGEN, MULTIKUPPLUNGEN & KÜHLUNGSELEMENTE FÜR WERKZEUGE

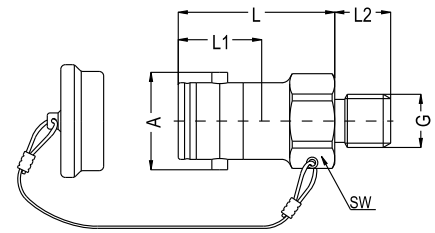
Dia NW	G	Order No Bestellnummer	A	L	L1	L2	SW
03	BSP 1/8"	128.03 DGB 10	16.5	47	18	9	14
	NPT 1/8"	128.03 NGB 10	16.5	45.5	18	7	14
	UNF 3/8" - 24 *	128.03 UGB 09	16.5	47	18	10	14
05	BSP 1/4"	128.05 DGB 13	21.5	47	19	12	19
	NPT 1/4"	128.05 NGB 13	21.5	46.5	19	11	19
	UNF 1/2" - 20 *	128.05 UGB 13	21.5	44.5	19	11.5	19
08	BSP 3/8"	128.08 DGB 17	28	50	23.5	13	27
	NPT 3/8"	128.08 NGB 17	28	50	23.5	11	27
	UNF 3/4" - 16 *	128.08 UGB 19	28	51	23.5	14.5	27

\* According to SAE J 1926-1



Female threaded coupler  
Kupplung mit Innengewinde

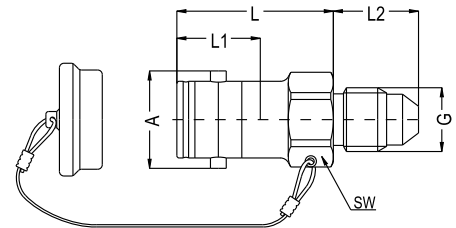
Dia NW	G	Order No Bestellnummer	A	L	L1	L2	SW
03	BSP 1/8"	128.03 EGB 10	16.5	38	18	8	14
	NPT 1/8"	128.03 TGB 10	16.5	38	18	9.5	14
05	BSP 1/4"	128.05 EGB 13	21.5	33.5	19	11	19
	NPT 1/4"	128.05 TGB 13	21.5	33.5	19	14.5	19
08	BSP 3/8"	128.08 EGB 17	28	37.5	23.5	12	27
	NPT 3/8"	128.08 TGB 17	28	37.5	23.5	14.5	27



Male threaded coupler end con. 60°  
Kupplung mit zylindrischem  
Aussengewinde 60° Innenkonus

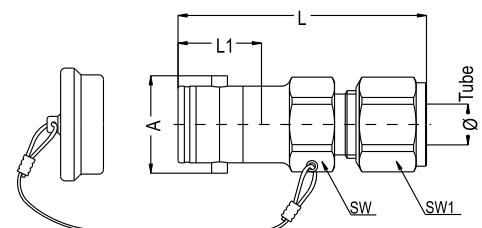
Dia NW	G	Order No Bestellnummer	A	L	L1	L2	SW
03	UNF 3/8 - 24 *	128.03 JGB 09	16.5	38	18	12	14
05	UNF 9/16 - 18 *	128.05 JGB 13	21.5	33.5	19	14	19
08	UNF 3/4 - 16 *	128.08 JGB 19	28	37.5	23.5	16.5	27

\* According to SAE J 1926-1



Male Threaded Socket (JIC 37 ISO 8434)  
Kupplung mit Aussengewinde (JIC 37 ISO 8434)

Dia NW	Ø	Order No Bestellnummer	A	L	L1	SW	SW1
03	Ø 6mm	128.03 IGB 06	16.5	55.5	18	14	14
	Ø 1/4"	128.03 IGB 6.3	16.5	55	18	14	14
05	Ø 8mm	128.05 IGB 08	21.5	52	19	19	17
	Ø 3/8"	128.05 IGB 9.5	21.5	54	19	19	19
08	Ø 12mm	128.08 IGB 12	28	60	23.5	27	22
	Ø 1/2"	128.08 IGB 12.7	28	59	23.5	27	22

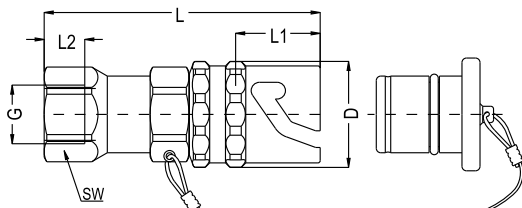




**COUPLINGS, MULTICOUPLINGS & MOULD COOLING PRODUCTS**

KUPPLUNGEN, MULTIKUPPLUNGEN & KÜHLUNGSELEMENTE FÜR WERKZEUGE

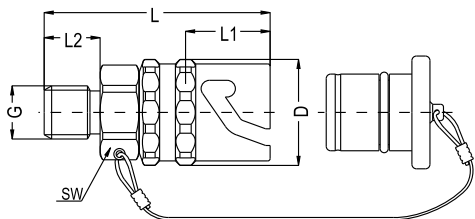
**SERIE 128**



Female threaded plug  
Nippel mit Innengewinde

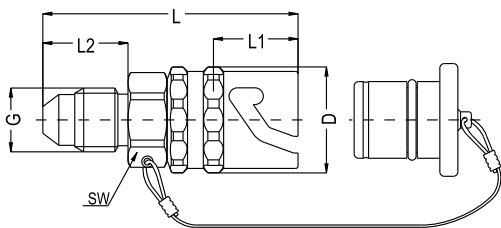
Dia NW	G	Order No Bestellnummer	D	L	L1	L2	SW
03	BSP 1/8"	128.03 DUB 10	19	52.5	18	9	14
	NPT 1/8"	128.03 NUB 10	19	50.5	18	7	14
	UNF 3/8" - 24 *	128.03 UUB 09	19	53	18	10	14
05	BSP 1/4"	128.05 DUB 13	23.5	61.5	19	12	19
	NPT 1/4"	128.05 NUB 13	23.5	61	19	11	19
	UNF 1/2" - 20 *	128.05 UUB 13	23.5	60.5	19	11.5	19
08	BSP 3/8"	128.08 DUB 17	30.5	68.5	23.5	13	22
	NPT 3/8"	128.08 NUB 17	30.5	68.5	23.5	11	22
	UNF 3/4" - 16 *	128.08 UUB 19	30.5	70	23.5	14.5	22

\* According to SAE J 1926-1



Male threaded plug  
Nippel mit Aussengewinde

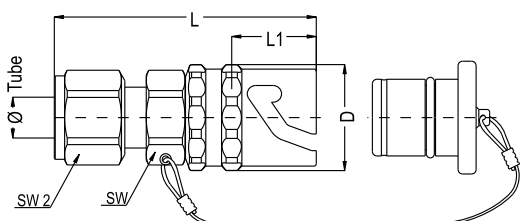
Dia NW	G	Order No Bestellnummer	D	L	L1	L2	SW
03	BSP 1/8"	128.03 EUB 10	19	35.5	18	8	14
	NPT 1/8"	128.03 TUB 10	19	35.5	18	9.5	14
05	BSP 1/4"	128.05 EUB 13	23.5	37.5	18.5	11	19
	NPT 1/4"	128.05 TUB 13	23.5	37.5	18.5	14.5	19
08	BSP 3/8"	128.08 EUB 17	30.5	44	23	12	22
	NPT 3/8"	128.08 TUB 17	30.5	44	23	14.5	22



Male threaded Plugs for hydraulic pipes with 24° taper according to ISO 8434-1 (TYPE: S)  
Nippel mit Außengewinde mit 24° Dichtkonus (TYP:S)

Dia NW	G	Order No Bestellnummer	D	L	L1	L2	SW
03	UNF 3/8" - 24 *	128.03 JUB 09	19	35.5	18	12	14
05	UNF 9/16" - 18 *	128.05 JUB 13	23.5	37.5	18.5	14	19
08	UNF 3/4" - 16 *	128.08 JUB 19	30.5	44	23	16.5	22

\* According to SAE J 1926-1




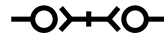
Dia NW	Ø	Order No Bestellnummer	A	L	L1	SW	SW1
03	Ø 6mm	128.03 IUB 06	19	55.5	18	14	14
	Ø 1/4"	128.03 IUB 6.3	19	55	18	14	14
05	Ø 8mm	128.05 IUB 08	23.5	52	18.5	19	17
	Ø 3/8"	128.05 IUB 9.5	23.5	54	18.5	19	19
08	Ø 12mm	128.08 IUB 12	30.5	73	23	22	22
	Ø 1/2"	128.08 IUB 12.7	30.5	72	23	22	22



SERIE **070** ■

**COUPLINGS, MULTICOUPLINGS & MOULD COOLING PRODUCTS**

KUPPLUNGEN, MULTIKUPPLUNGEN & KÜHLUNGSELEMENTE FÜR WERKZEUGE



ISO 7241-1 SERIE B ISO B ND-NW 3 to 50mm

Hydraulic Couplings  
Hydraulische Kupplungen

**Interchangeability - Kompatibilität**  
HANSEN HK SERIE, PARKER 60 SERIE,  
RECTUS 70 SERIE, FASTER HNV SERIE  
ISO 7241-1 SERIE B  
According to request is manufactured from  
AISI 303, AISI 316TI

**Auf Anfragen in Edelstahl :**  
AISI 303, AISI 316TI und

**Temperature Range - Temperaturbereich**  
-25 0C +125 0C / -13 0F +257 0F  
Standard seals -  
Standart Dichtung : Nitrile - NBR (Ni)

**Functions :**

If the socket and plug valves seal instantly,  
automatically shutting off fluid flow to  
prevent leakage. If the socket and plug  
valves push together, opening to permit free  
flow of fluid through coupler. O-ring in the  
socket seals the plug surface preventing  
any leakage.

**Applications**

- High pressure hydraulic circuits.
- Connection of hydraulic pumps,  
valves and quick tool change.  
- Aluminium die casting.  
- Test benches.
- Plastic industry tool changing.  
- Steel industry.

**Attention :**

Only plug and socket with the same  
thread fit together

**Funktionen:**

Wenn Kupplung und Nippel entkuppelt werden,  
verschliessen die Ventildichtungen sofort  
automatisch und ein Auslaufen der Flüssigkeit  
wird verhindert. Der O-Ring in dem Nippelventil  
an der Nippeloberfläche verhindert jegliche  
Leckage.

**Anwendungen**

- Hochdruck-Hydraulikkreisläufe
- Verbindung von hydraulische Pumpen und  
Ventile für schnellen Werkzeugwechsel.  
- Aluminiumdruckguss  
- Prüfstände
- Werkzeugwechsel in der Kunststoffindustrie  
- Stahlindustrie

**Achtung:**

Nur Nippel und Kupplung mit dem selben  
Gewinde passen zusammen

Working Pressure - Betriebsdruck

Body Size Baugröße	Brass - Messing Bar	Steel - Stahl Bar	Stainless steel Edelstahl (AISI 303 / AISI 316) Bar
BSP 1/8"	210	300	300
BSP 1/4"	255	300	300
BSP 3/8"	185	280	280
BSP 1/2"	160	280	280
BSP 3/4"	138	250	250
BSP 1"	105	230	230
BSP 1 1/4"	85	120	120
BSP 1 1/2"	105	150	150
BSP 2"	50	104	104
BSP 2 1/2"	50	104	104

Working Pressure - Betriebsdruck

O-Ring Material - Sprenging Material

Temperature range / Temperaturbereich

NBR (Nitrile)	- 20°C + 110°C (- 4°F + 230°F)
FKM (Viton)	- 20°C + 180°C (-4°F + 356°F)
EPDM ( Ethylene Propylene)	-40°C + 150°C (- 40°F + 302°F)
CR (Neopren)	-40°C + 100°C (- 40°F + 212°F)



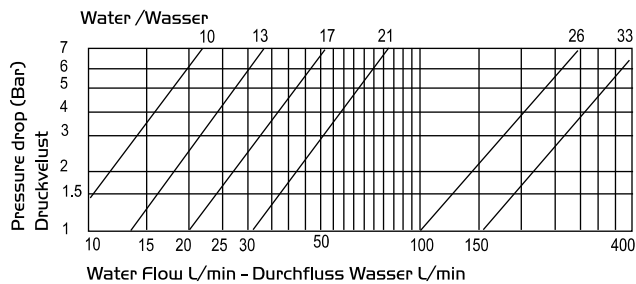
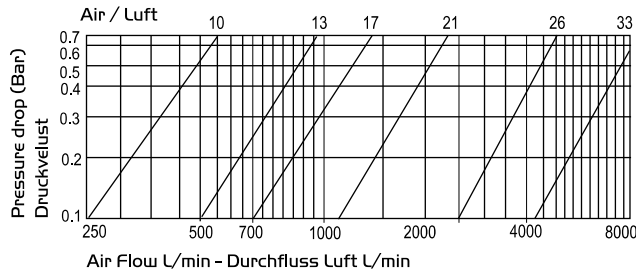
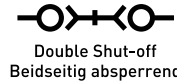
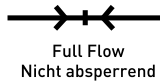
**COUPLINGS, MULTICOUPLINGS & MOULD COOLING PRODUCTS**

KUPPLUNGEN, MULTIKUPPLUNGEN & KÜHLUNGSELEMENTE FÜR WERKZEUGE

**SERIE 070**



ND-NW 3 to 25 mm **ISO 7241-1 SERIE B ISO B**



Hydraulic Couplings  
Hydraulische Kupplungen

**Interchangeability - Kompatibilität**  
HANSEN HK SERIE, PARKER 60 SERIE, RECTUS 70 SERIE, FASTER HNV SERIE ISO 7241-1 SERIE B  
According to request is manufactured from AISI 303, AISI 316TI

**Auf Anfragen in Edelstahl :**  
AISI 303, AISI 316TI

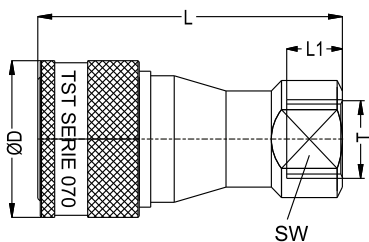
**Temperature Range - Temperaturbereich :**  
-25 OC +125 OC / -13 OF +257 OF  
With standard seals -  
Mit standart Dichtung : Nitrile - NBR (Ni)

**Material - Material**  
Coupler Body -  
Kupplungsgrundkörper : MS 58  
Sleeve - Hülse : MS 58  
Valve - Ventil : MS 58  
Springs - Federn : AISI 301  
Locking O-Ring-  
Sprengtring : AISI 301  
Balls - Kugeln : AISI 420  
Seals - Dichtungen : Nitrile (Ni) - NBR (Ni)

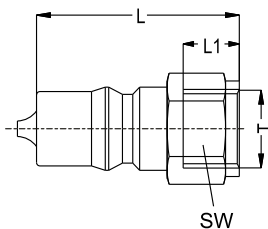
According to the new coding for double shut-off products "B" has been added on the New Code: 070 DGB  
Old Code : 070 DG

Nach dem neuen Artikelnummersystem, wird für absperrende Produkte ein "B" addiert  
Neue Artikelnummer: 070 DGB  
Alte Artikelnummer: 070 DG

**Coupler and Plug  
Kupplung und Nippel**



Female Thread Coupler  
Kupplung mit Innengewinde



Female Thread Plug  
Nippel mit Innengewinde

Connection  
Anschluß  
ØT

Order No - Bestellnr.



SW

ØD

L

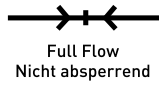
Connection Anschluß ØT	Double Shut-off Beidseitig absperrend	Full Flow Nicht absperrend	SW	ØD	L
BSP 1/8"	070 DGB 10	070 DGF 10	14	24	48.7
BSP 1/4"	070 DGB 13	070 DGF 13	19	28.2	56.3
BSP 3/8"	070 DGB 17	070 DGF 17	22	34	64
BSP 1/2"	070 DGB 21	070 DGF 21	28	42	71.5
BSP 3/4"	070 DGB 26	070 DGF 26	34	52	94
BSP 1"	070 DGB 33	070 DGF 33	41	60	106
BSP 1/8"	070 DUB 10	070 DUF 10	14		29.5
BSP 1/4"	070 DUB 13	070 DUF 13	19		35
BSP 3/8"	070 DUB 17	070 DUF 17	22		39
BSP 1/2"	070 DUB 21	070 DUF 21	27		44
BSP 3/4"	070 DUB 26	070 DUF 26	36		60
BSP 1"	070 DUB 33	070 DUF 33	41		65.5



SERIE **070**

**COUPLINGS, MULTICOUPLINGS & MOULD COOLING PRODUCTS**

KUPPLUNGEN, MULTIKUPPLUNGEN & KÜHLUNGSELEMENTE FÜR WERKZEUGE



ISO 7241-1 SERIE B ISO B ND-NW 3 to 50 mm

Hydraulic Couplings  
Hydraulische Kupplungen

**Interchangeability - Kompatibilität**  
HANSEN HK SERIE, PARKER 60 SERIE,  
RECTUS 70 SERIE, FASTER HNV SERIE  
ISO 7241-1 SERIE B

According to request is manufactured from  
AISI 303, AISI 316TI

**Auf Anfragen in Edelstahl :**  
AISI 303, AISI 316TI

**Temperature Range - Temperaturbereich :**  
-25 0C +125 0C / -13 0F +257 0F  
With standard seals -  
Mit standart Dichtung : Nitrile - NBR (Ni)

**Material - Material**

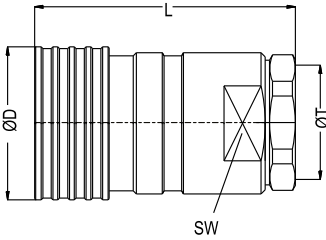
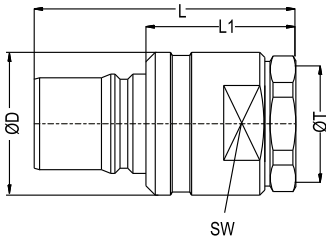
- Coupler Body - Kupplungsgrundkörper : MS 58
- Sleeve - Hülse : MS 58
- Valve - Ventil : MS 58
- Springs - Federn : AISI 301
- Locking O-Ring-Sprengling : AISI 301
- Balls - Kugeln : AISI 420
- Seals - Dichtungen : Nitrile (Ni) - NBR (Ni)

According to the new coding for double shut-off products "B" has been added on the  
New Code: 070 DGB  
Old Code : 070 DG

Nach dem neuen Artikelnummersystem, wird für absperrende Produkte ein "B" addiert  
Neue Artikelnummer: 070 DGB  
Alte Artikelnummer: 070 DG



**Coupler and Plug  
Kupplung und Nippel**

Body Size Baugröße	Connection Anschluß ØT	Order No - Bestellnr.		SW	ØD	L	
		Double Shut-off Beidseitig absperrend	Full Flow Nicht absperrend				
 <p>Female Thread Coupler Kupplung mit Innengewinde</p>	32	BSP 11/4"	070.32 DGB 42	070.32 DGF 42	60	69	114.5
	38	BSP 11/2"	070.38 DGB 48	070.38 DGF 48	65	74.2	125.5
	50	BSP 2"	070.50 DGB 60	070.50 DGF 60	90	105	142
	50	BSP 2 1/2"	070.50 DGB 75	070.50 DGF 75	100	105	125.5
 <p>Female Thread Plug Nippel mit Innengewinde</p>	32	BSP 11/4"	070.32 DUB 42	070.32 DUF 42	60	70	108.1
	38	BSP 11/2"	070.38 DUB 48	070.38 DUF 48	65	69	125
	50	BSP 2"	070.50 DUB 60	070.50 DUF 60	90	97	142
	50	BSP 2 1/2"	070.50 DUB 75	070.50 DUF 75	100	97	165.5

**COUPLINGS, MULTICOUPLINGS & MOULD COOLING PRODUCTS**

KUPPLUNGEN, MULTIKUPPLUNGEN & KÜHLUNGSELEMENTE FÜR WERKZEUGE

**SERIE 071**

ND-NW 19mm / 300mm<sup>2</sup> / 7800 l/mn



**Interchangeability - Kompatibilität**  
TST DESIGN

**Temperature Range - Temperaturbereich**  
-20 °C +100 °C (-4 °F +212 °F)

**Working Pressure - Betriebsdruck**  
0-35 bar (0-500 PSI)

**Flow capacity - Nennweite**  
NW - 19

**Options - Optionen**  
F - Straight through flow - ungehinderter Durchfluss  
K - Chrome plated - verchromt  
S - Stainless Steel - Edelstahl  
V - Viton Seal - Viton Dichtung

For optional orders please add the symbol of your option end of the order no. Bei Bestellungen Kennbuchstabe bitte hinzufügen (Beispiel: 071 EG 13-K-V)

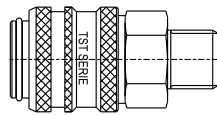
**Material - Material**

Coupler Body - Kupplungsgrundkörper : Brass - Messing  
Sleeve - Hülse : Brass - Messing  
Valve - Ventil : Brass - Messing  
Springs - Federn : Stainless Steel - Edelstahl  
Locking O-Ring : Stainless Steel - Edelstahl  
Sprenging : Stainless Steel - Edelstahl  
Balls - Kugeln : Stainless Steel - Edelstahl  
Seals - Dichtungen : Buna - N - Buna N  
Plug - Nippel : Brass - Messing

According to the new coding for full flow products "F" has been added on the New Code: 071 EGF 17 Old Code : 071 EG 17  
Nach dem neuen Artikelnummersystem, wird für freier durchfluss Produkte ein "F" addiert  
Neue Artikelnummer: 071 EGF 1717  
Alte Artikelnummer: 071 EG 17

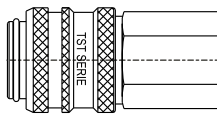
**Coupler and Plug**  
Kupplung und Nippel

Connection Anschlüsse	Order No / Bestellnr.		SW	LT Lenght Länge	d Dia. Durchmesser



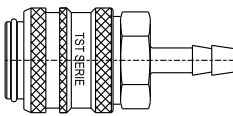
Male Thread Coupler  
Kupplung mit Aussengewinde

BSP 1/2"	071 EG 21	071 EGF 21	32	79	42
BSP 3/4"	071 EG 26	071 EGF 26	32	81	42
BSP 1"	071 EG 33	071 EGF 33	36	83	42
BSP 1 1/4"	071 EG 42	071 EGF 42	46	85	42



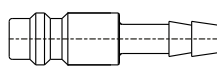
Female Thread Coupler  
Kupplung mit Innengewinde

BSP 1/2"	071 DG 21	071 DGF 21	32	80	42
BSP 3/4"	071 DG 26	071 DGF 26	32	81	42
BSP 1"	071 DG 33	071 DGF 33	40	81	42
BSP 1 1/4"	071 DG 42	071 DGF 42	50	83	42



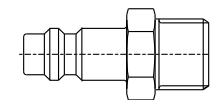
Standard Hose Barb Coupler  
Kupplung mit Schlauchtülle

16 mm-5/8"	071 HG 21	071 HGF 21	32	100	42
19 mm-3/4"	071 HG 26	071 HGF 26	32	100	42
25 mm-1"	071 HG 33	071 HGF 33	32	100	42



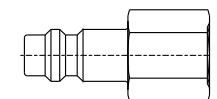
Standard Hose Barb Plug  
Nippel mit Schlauchtülle

16 mm-5/8"		071 HU 16		66	
19 mm-3/4"		071 HU 19		66	
25 mm-1"		071 HU 25		66	



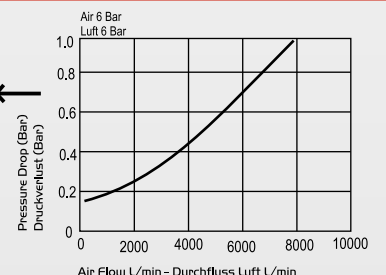
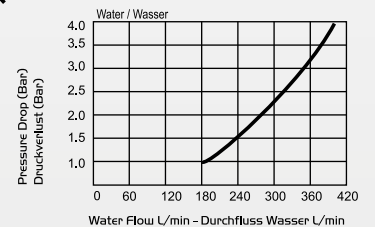
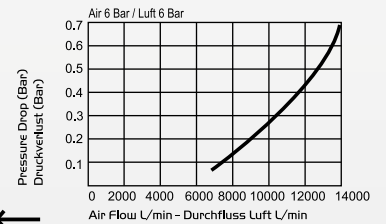
Male Thread Plug  
Nippel mit Aussengewinde

BSP 3/4"		071 EU 26	30	54	
BSP 1"		071 EU 33	36	57	
BSP 1 1/4"		071 EU 42	45	60	



Female Thread Plug  
Nippel mit Innengewinde

BSP 3/4"		071 DU 26	32	51	
BSP 1"		071 DU 33	40	54	
BSP 1 1/4"		071 DU 42	50	54	

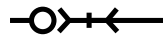




SERIE 072 ■

**COUPLINGS, MULTICOUPLINGS & MOULD COOLING PRODUCTS**

KUPPLUNGEN, MULTIKUPPLUNGEN & KÜHLUNGSELEMENTE FÜR WERKZEUGE



ISO 16028

Please ask for Interchangeability  
Kompatibilität zu anderen  
Anbietern auf Anfrage  
ISO 16028

Temperature Range - Temperaturbereich  
-20 °C +100 °C (-4 °F +212 °F)

Working Pressure - Betriebsdruck

Body Size Baugröße	Max. Working Pres. Coupled Max. Betriebsdruck (gekuppelt)	Burst Pres. Coupled Betriebsdruck (gekuppelt)	Burst Pres. Plug Betriebsdruck Nippel	Burst Pres. Socket Betriebsdruck Kupplung
072.06	325	1200	1200	700
072.10	325	1200	1200	700
072.12	325	1200	1200	700
072.16	270	1100	1100	700
072.19	270	950	950	500
072.25	250	950	950	500
072.32	200	700	700	400

Flow capacity - Nennweiten  
NW - 1/4" - 1.1/2"

Standard version - Standardversion

Steel - Stahl  
Zinc plated / Verzinkt  
Nitrile - NBR

Material - Material

Coupler Body	
Kupplungsgrundkörper	:Steel - Stahl
Back Part - Hinterteil	:Steel - Stahl
Sleeve - Hülse	:Steel - Stahl
Valve - Ventil	:Steel - Stahl
Springs - Federn	:Spring Steel - Federstahl
Locking O-Ring- Sprengling	:Spring Steel- Federstahl
Balls - Kugeln	:Stainless Steel-Edelstahl
Seals - Dichtungen	:Viton (FPM)
Plug - Nippel	:Steel - Stahl

Sleeve :

Hardened and solid barstock construction for a quality coupling giving maximum resistance to damage from hydraulic and mechanical shock. Performs as a spring loaded "locking latch".

Safety sleeve lock :

When the coupling is dragged along the ground to prevent accidental disconnection. Sleeve is rotated to engage the lock.

Locking balls :

A large number of locking balls distribute the work load evenly while providing alignment to reduce hose torque and prolong hose life.

Valve :

When connection or disconnection of TST 072 series employ flush valving.

Seal :

The seal is constructed for high pressure and therefore manufactured from NBR.

Male part :

Male is manufactured from steel and allowed one hand operation.

According to the new coding for double-shut-off products "B" has been added on the New Code: 072.10 DGB 17 Old Code : 072.10 DG 17

Nach dem neuen Artikelnummersystem, wird für beidseitig absperrende Produkte ein "B" addiert  
Neue Artikelnummer: 072 DGB 17  
Alte Artikelnummer: 072 DG 17

Coupler  
Kupplung

Body Size  
Nennweite  
Ø

Connection  
Anschlüsse  
T

Order No  
Bestellnr.

SW

L  
Lenght  
Länge

Ød  
Dia.

1/4"  
6mm

BSP 1/4"

072.06 DGB 13

27

53

28

NPT 1/4"

072.06 NGB 13

27

53

28

UNF 9/16"-18

072.06 UGB 14

27

56

28

3/8"  
10mm

BSP 3/8"

072.10 DGB 17

27

62

30.5

BSP 1/2"

072.10 DGB 21

27

71

30.5

NPT 3/8"

072.10 NGB 17

27

62

30.5

NPT 1/2"

072.10 NGB 21

27

71

30.5

UNF 9/16"-18

072.10 UGB 14

27

62

30.5

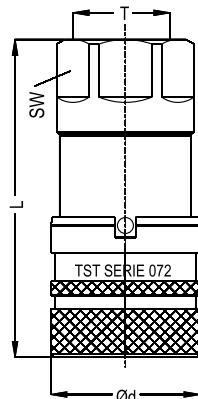
UNF 3/4"-16

072.10 UGB 19

27

71

30.5



Female Threaded Coupler  
Kupplung mit Innengewinde

1/2"  
12mm

BSP 1/2"

072.12 DGB 21

35

83

39

NPT 1/2"

072.12 NGB 21

35

83

39

UNF 7/8"-14

072.12 UGB 22

35

83

39

BSP 3/4"

072.12 DGB 26

35

83

39

NPT 3/4"

072.12 NGB 26

35

83

39

UNF 1.1/16"-12

072.12 UGB 27

35

83

39

5/8"  
16mm

BSP 3/4"

072.16 DGB 26

36

86

42

NPT 3/4"

072.16 NGB 26

36

86

42

UNF 1.1/16"-12

072.16 UGB 27

36

86

42

3/4"  
19mm

BSP 1"

072.19 DGB 33

41

97

48

NPT 1"

072.19 NGB 33

41

97

48

UNF 1.5/16"-12

072.19 UGB 33

41

97

48

1"  
25mm

BSP 1.1/4"

072.25 DGB 42

55

106

55

NPT 1.1/4"

072.25 NGB 42

55

106

55

UNF 1.5/8"-12

072.25 UGB 41

55

106

55

1.1/2"  
33mm

BSP 1.1/2"

072.37 DGB 48

65

132

83

NPT 1.1/2"

072.37 NGB 48

65

132

83

UNF 1.7/8"-12

072.37 UGB 48

65

132


83

**COUPLINGS, MULTICOUPLINGS & MOULD COOLING PRODUCTS**

KUPPLUNGEN, MULTIKUPPLUNGEN & KÜHLUNGSELEMENTE FÜR WERKZEUGE

**SERIE 072**

ISO 16028



Plug Stecker

Body Size Nennweite Ø	Connection Anschlüsse T	Order No Bestellnr.	SW	L Lenght Länge	LI	Ød Dia.
1/4" 6mm	BSP 1/4"	072.06 DUB 13	22	48	12	24
	NPT 1/4"	072.06 NUB 13	22	48	12	24
	UNF 9/16"-18	072.06 UUB 14	22	51	12	24
3/8" 10mm	BSP 3/8"	072.10 DUB 17	24	62	17	27.4
	BSP 1/2"	072.10 DUB 21	27	68.5	17	30
	NPT 3/8"	072.10 NUB 17	24	62	17	27.4
	NPT 1/2"	072.10 NUB 21	27	68.5	17	30
	UNF 9/16"-18	072.10 UUB 14	24	62	17	27.4
	UNF 3/4"-16	072.10 UUB 19	27	68.5	17	30
1/2" 12mm	BSP 1/2"	072.12 DUB 21	30	69	18	33
	NPT 1/2"	072.12 NUB 21	30	69	18	33
	UNF 7/8"-14	072.12 UUB 22	30	69	18	33
	BSP 3/4"	072.12 DUB 26	30	69	18	33
	NPT 3/4"	072.12 NUB 26	30	69	18	33
	UNF 1.1/16"-12	072.12 UUB 27	30	69	18	33
5/8" 16mm	BSP 3/4"	072.16 DUB 26	35	75	18	39
	NPT 3/4"	072.16 NUB 26	35	75	18	39
	UNF 1.1/16"-12	072.16 UUB 27	35	75	18	39
3/4" 19mm	BSP 1"	072.19 DUB 33	46	84	24	50
	NPT 1"	072.19 NUB 33	46	84	24	50
	UNF 1.5/16"-12	072.19 UUB 33	46	84	24	50
1" 25mm	BSP 1.1/4"	072.25 DUB 42	55	90	24	60
	NPT 1.1/4"	072.25 NUB 42	55	90	24	60
	UNF 1.5/8"-12	072.25 UUB 41	55	90	24	60
1.1/2" 33mm	BSP 1.1/2"	072.37 DUB 48	70	111	30	74
	NPT 1.1/2"	072.37 NUB 48	70	111	30	74
	UNF 1.7/8"-12	072.37 UUB 48	70	111	30	74

**Material: Stahl**

**Schiebehülse:**

Die Schiebehülse ist aus hochfestem Stahl gefertigt. Sie ist extrem widerstandsfähig gegen Druckstöße sowie gegen mechanische Beschädigung.

**Sicherheitsverriegelung:**

Durch Verdrehen der Schiebehülse kann der Verriegelungsmechanismus der Schiebehülse blockiert werden, wodurch ein unbeabsichtigtes Entkuppeln verhindert wird.

**Verriegelungskugeln:**

Ein große Anzahl von Kugeln verteilt die Last gleichmäßig auf die Verriegelungsbahn. Ventil : Die Flachdichtventile zeichnen sich beim Kuppeln und Entkuppeln durch minimalen Leckölverlust aus.

**Dichtungen:**

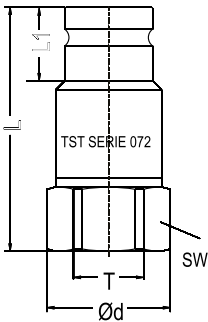
Die Dichtungen sind speziell für hohe Drücke konzipiert. Standardmäßig ist die Serie TST 072 mit NBR-Dichtungen (Nitril) ausgerüstet. Stecker: Die Kupplungsstecker sind aus hochfestem Stahl gefertigt.

**Kupplungsvorgang :**

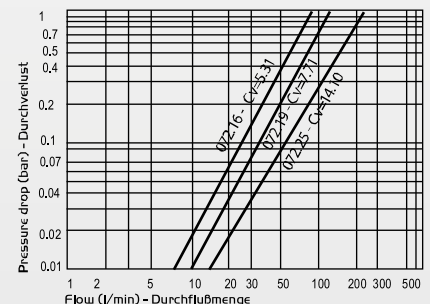
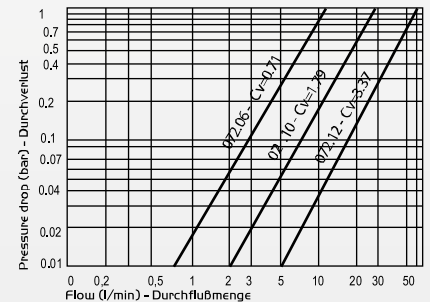
Die Kupplung kann bei befestigter Muffe mit einer Hand betätigt werden.

According to the new coding for double-shut-off products "B" has been added on the New Code: 072.10 DUB 17 Old Code : 072.10 DG 17

Nach dem neuen Artikelnummersystem, wird für beidseitig absperrende Produkte ein "B" addiert Neue Artikelnummer: 072 DUB 17 Alte Artikelnummer: 072 DG 17



Female Threaded Plug Nippel mit Innengewinde




Test oil viscosity / Test hydrauliköl der Viskosität : Oil - Oel ISO Vg32 Temp. : 40°C Viscosity: 28.8 - 35.2 cst. Direction of flow: Socket to Plug



SERIE 110

COUPLINGS, MULTICOUPLINGS & MOULD COOLING PRODUCTS

KUPPLUNGEN, MULTIKUPPLUNGEN & KÜHLUNGSELEMENTE FÜR WERKZEUGE



SUPER FLOW LINE SUPER DURCHFLUSS

**Interchangeability - Kompatibilität**  
DYROS 100, NITO 1/2" (5350)

**Temperature Range-Temperaturbereich**  
-20°C +100°C (-4°F +212°F)

**Working Pressure - Betriebsdruck**  
0 - 15 bar (0 - 230 PSI)

**Flow capacity - Nennweite**  
NW - 11

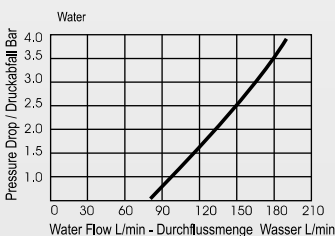
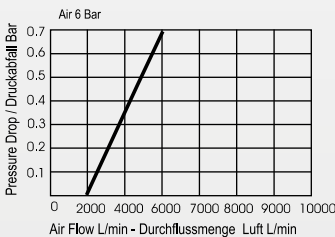
For optional orders please add the symbol of your option end of the order no.  
Bei Optionsbestellungen Kennbuchstabe bitte hinzufügen (Beispiel: 110 DG 26-K-V)

**Material - Material**

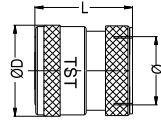
- Coupler Body- Kupplungsgrundkörper: Brass Chrome plated - Messing verchromt
- Back Part - Hinterteil : Brass Chrome plated - Messing verchromt
- Sleeve - Hülse : Steel Nickel Plated - Stahl vernickelt
- Valve - Ventil : Brass - Messing
- Springs - Federn : AISI 301
- Locking O-Ring- Sprengring : AISI 301
- Pins - Stifte : AISI 301
- Seals - Dichtungen : Nitrile (Ni) - NBR (Ni)

According to the new coding for full flow products "F" has been added on the code.  
Old Code: 110 DG 17  
New Code: 110 DGF 17

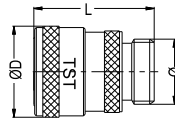
Nach unserem neuen System, wird bei einem beidseitig absperrendem Produkt ein "B" hinzugefügt. Alte Artikelnummer: 110 DG 17  
Neue Artikelnummer: 110 DGF 17



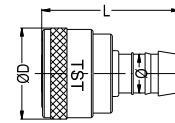
**Couplers and Plugs**  
Kupplungen und Nippel



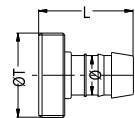
Coupling With Female Thread  
Kupplung mit Innengewinde



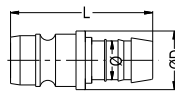
Coupling With Male Thread  
Kupplung mit Aussengewinde



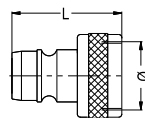
Hose barb Coupling  
Kupplung mit Schlauchtülle



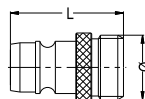
Male Thread Adapter With Hose Barb  
Schlauchtülle mit Aussengewinde



Plug With Hose Barb  
Nippel mit Schlauchtülle



Female Threaded Plug  
Nippel mit Innengewinde



Male Threaded Plug  
Nippel mit Aussengewinde

Connection  
Anschlüsse  
Ø / ØT

Order No  
Bestellnr.

ØD

L

BSP 3/8"	110 DGF 17	27,3	31
BSP 1/2"	110 DGF 21	27,3	31
BSP 3/4"	110 DGF 26	27,3	33
M22x1,5	110 DGF M 22	27,3	31

BSP 3/8"	110 EGF 17	27,3	34.5
BSP 1/2"	110 EGF 21	27,3	35.5
BSP 3/4"	110 EGF 26	27,3	35.5
M22x1,5	110 EGF M 22	27,3	35.5

Ø 10 - 3/8"	110 HGF 10	27,3	43
Ø 13 - 1/2"	110 HGF 13	27,3	43
Ø 16 - 5/8"	110 HGF 16	27,3	43
Ø 19 - 3/4"	110 HGF 19	27,3	43

1/2" - Ø 13	110 GU 13-1		29
3/8" - Ø 13	110 GU 13		29
3/4" - Ø 19	110 GU 19		29

Ø 10 - 3/8"	110 HU 10	16,7	41.6
Ø 13 - 1/2"	110 HU 13	16,7	41.6
Ø 16 - 5/8"	110 HU 16	17	41.6
Ø 19 - 3/4"	110 HU 19	20	41.6

BSP 3/8"	110 DU 17		30
BSP 1/2"	110 DU 21		32,1
BSP 3/4"	110 DU 26		33,6
M22x1	110 DUM 22-1		30
M24x1	110 DUM 24		31,6
M22x1,5	110 DUM 22		32,1

BSP 3/8"	110 EU 17		34.6
BSP 1/2"	110 EU 21		34.6
BSP 3/4"	110 EU 26		34.6
M22x1	110 EUM 22		34.6
M24x1	110 EUM 24		37.6
M28x1	110 EUM 28		37.6



**COUPLINGS, MULTICOUPLINGS & MOULD COOLING PRODUCTS**

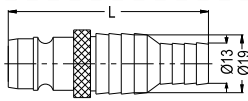
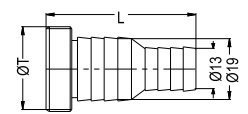
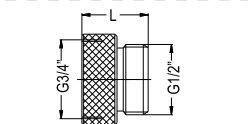
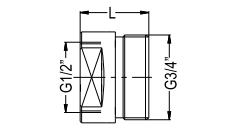
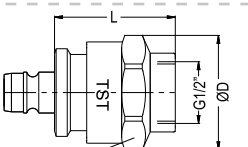
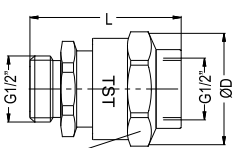
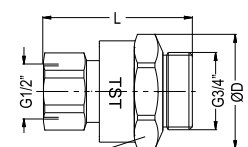
KUPPLUNGEN, MULTIKUPPLUNGEN & KÜHLUNGSELEMENTE FÜR WERKZEUGE

**SERIE 110**



5000 l/mn



Couplers and Plugs Kupplungen und Nippel	Connection Anschlüsse Ø / ØT	Order No Bestellnr.	D	L
 <p>Plug With Hose Barb for Ø13 and Ø19 Hose Nippel mit Schlauchtülle Ø13 und Ø19 Schlauch</p>	Ø 13 - Ø 19	110 HU 13/19		65
 <p>Male Threaded Hose Barb for Ø 13 and Ø 19 Hose Schlauchtülle mit Aussengewinde für Ø13 und Ø19 Schlauch</p>	BSP 1/2"	110 GU 13/19	Ø 13-19	52
 <p>Reduction / Reduzierung</p>	BSP 3/4"-1/2"	110 RD 21		20
 <p>Reduction / Reduzierung</p>	BSP 1/2"-3/4"	110 RD 26		17
 <p>SW 30 Washing Machine Check Valve 110 Plug G1/2" Female Connection 110 Nippel einseitig absperrend mit G 1/2" (IG)</p>	BSP 1/2"	110 CVD 21	32	37,9
 <p>SW 30 Washing Machine Check Valve G1/2" Plug G1/2" Female Connection Einseitig absperrend G 1/2" (AG) - G 1/2" (IG)</p>	BSP 1/2"-BSP 1/2"	110 CVD 21- E21	32	46,9
 <p>SW 30 Washing Machine Check Valve G1/2" Plug G3/4" Female Connection Einseitig absperrend G 1/2" (IG) - G 1/2" (AG)</p>	BSP 3/4"-BSP 1/2"	110 CVD 21- E26	32	46,9

**Using Area :**

- In all kinds of plumbing
- On laundry and private house holds machines
- On garden hoses connections
- On cooling system of plastic, zamak, brass and aluminium injection molds
- On cleaning and washing Systems of machines
- On high pressure scrubbers
- On all outdoor (garage, workshop) water connections
- All industries

**Anwendungen:**

- an allen Arten von Rohrleitungen
- in Wäscherein und Waschmaschinen
- an Gartenschlauchanschlüssen
- bei Kühlsystemen für Kunststoff-, Zamak-, Messing-, und Aluminiumkokillenformen
- bei Reinigungs- und Waschsyste-men von Maschinen
- bei Hochdruckreinigern
- bei allen outdoor Wasseranschlüssen (Garage Werkstatt)
- Alle Industriezweige



SERIE 111 ■

**COUPLINGS, MULTICOUPLINGS & MOULD COOLING PRODUCTS**

KUPPLUNGEN, MULTIKUPPLUNGEN & KÜHLUNGSELEMENTE FÜR WERKZEUGE

→ ← 5000 l/mn

**Interchangeability - Kompatibilität**  
TEMA 3800 - NITO 6550

**Temperature Range - Temperaturbereich**  
-20°C +100°C ( -4°F +212°F )

**Working Pressure - Betriebsdruck**  
0 - 10 bar (0 - 150 PSI)

**Flow capacity - Nennweite**  
NW - 11

For optional orders please add the symbol of your option end of the order no.  
Bei Optionsbestellungen Kennbuchstabe bitte hinzufügen (Beispiel: 111 DGF 17 - V)

**Material - Material**

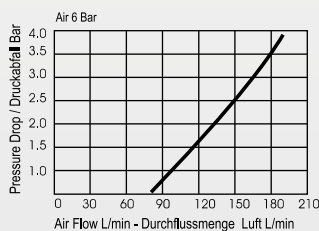
- Coupler Body- Kupplungsgrundkörper: Brass Chrome plated - Messing verchromt
- Sleeve - Hülse : Brass Chrome plated - Messing verchromt
- Springs - Federn : AISI 301
- Locking O-Ring- Sprengring : AISI 301
- Pins - Stifte : AISI 301
- Seals - Dichtungen : Nitrile (Ni) - NBR (Ni)
- Plug - Nippel : Steel Hardened Zinc Plated - Stahl gehärtet verzinkt

**Using Area:**

- In all kinds of plumbing
- On cleaning and washing Systems of machines
- On high pressure scrubbers
- On all outdoor (garage, workshop) water connections
- All industries
- In all kinds of plumbing

**Anwendungen:**

- an allen Arten von Rohrleitungen
- bei Reinigungs- und Waschsystemen von Maschinen
- bei Hochdruckreinigern
- bei allen outdoor Wasseranschlüssen (Garage Werkstatt)
- Alle Industriezweige



**Couplers and Plugs  
Kupplungen und Nippel**

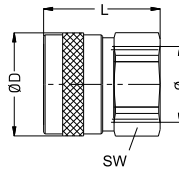
Connection  
Anschlüsse  
Ø

Order No  
Bestellnr.

SW

L

ØD



Coupling With Female Thread  
Kupplung mit Aussengewinde

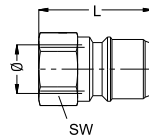
BSP 3/8"

111 DGF 17

30

39

35



Plug With Female Thread  
Nippel mit Innengewinde

BSP 3/8"

111 DU 17

22

38

26

**COUPLINGS, MULTICOUPLINGS & MOULD COOLING PRODUCTS**

KUPPLUNGEN, MULTIKUPPLUNGEN & KUHLUNGSELEMENTE FÜR WERKZEUGE

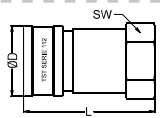
**SERIE 112**

5000 l/mn



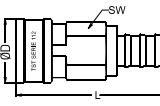
**Couplers and Plugs  
Kupplungen und Nippel**

Connection Anschlüsse Ø	Order No / Bestellnr.		SW	L	ØD
	Single-Shut off einseitig schlies.	Full Flow freier Durchfluss			



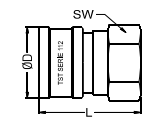
**Female Threaded Coupling  
With Valve**  
Kupplung mit Innengewinde und Ventil

BSP 3/8"	112.12 DG 17	27	55,5	28,8
BSP 1/2"	112.12 DG 21	27	55,5	28,8



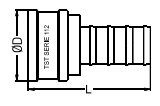
**Hose Barb Coupling  
With Valve**  
Kupplung mit Schlauchtülle und Ventil

Ø 13	112.12 HG 13	27	87,7	28,8
Ø 15	112.12 HG 15	27	87,7	28,8
Ø 19	112.12 HG 19	27	93,3	28,8
Ø 19	112.19 HG 19	36	90,5	39,6



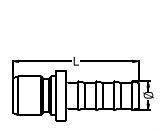
**Female Thread Coupling  
Kupplung mit Innengewinde**

BSP 3/8"	112.12 DGF 17	24	34	28,8
BSP 1/2"	112.12 DGF 21	24	34	28,8
BSP 3/4"	112.12 DGF 26	30	38	28,8
BSP 1"	112.12 DGF 33	36	40	28,8
BSP 1"	112.19 DGF 33	36	45	39,6



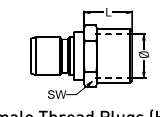
**Couplings With Hose Barb  
Kupplung mit Schlauchtülle**

Ø 12	112.12 AGF 12	24	51	29
Ø 15	112.12 AGF 15	24	51	29
Ø 19	112.12 AGF 19	24	57	29



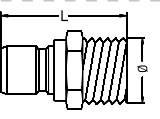
**Plugs With Hose Barb (Cyl)  
Nippel mit Schlauchtülle (zylindrisch)**

Ø7	112.12 HU 07	17	54	9
Ø10	112.12 HU 10	17	54	12,2
Ø12	112.12 HU 12	17	50	13,5
Ø13	112.12 HU 13	17	54	14,2
Ø15	112.12 HU 15	18	50	16,5
Ø16	112.12 HU 16	20	50	17,5
Ø19	112.12 HU 19	21	57,5	20,5



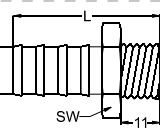
**Female Thread Plugs (Hex)  
Nippel mit Innengewinde (sechskant)**

BSP 1/4"	112.12 DU 13	17	37,5
BSP 3/8"	112.12 DU 17	21	37,5
BSP 1/2"	112.12 DU 21	25	37,5



**Plugs With Male Thread  
Nippel mit Aussengewinde**

BSP 3/8"	112.12 EU 17	22	31,5
BSP 1/2"	112.12 EU 21	22	37
BSP 3/4"	112.12 EU 26	27	41
BSP 1"	112.12 EU 33	35	41
BSP 3/4"	112.19 EU 26	27	42,5
BSP 1"	112.19 EU 33	35	46



**Male Thread Adapter With Hose Barb  
Adapter mit Schlauchtülle**

Ø 7 - BSP 1/2"	112 GU 07	27	48	9
Ø 10 - BSP 1/2"	112 GU 10	27	48	12,2
Ø 13 - BSP 1/2"	112 GU 13	22	41,2	13,3
Ø 16 - BSP 1/2"	112 GU 16	27	55	18,5

**Interchangeability - Kompatibilität**  
LEGRIS STANDARD Ø 12 - Ø 19

**Temperature Range-Temperaturbereich**  
-20°C +100°C (-4°F +212°F)

**Working Pressure - Betriebsdruck**  
0 - 10 bar (0 - 150 PSI)

**Flow capacity - Nennweite**  
NW - 12 / NW - 19

**Options - Optionen**  
K - Chrome plated - verchromt  
V - Viton Seal - Viton Dichtung

For optional orders please add the symbol of your option end of the order no.  
Bei Optionsbestellungen Kennbuchstabe bitte hinzufügen (Beispiel: 112 VG 17-K-V)

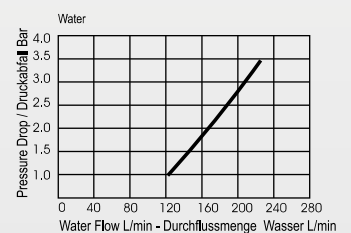
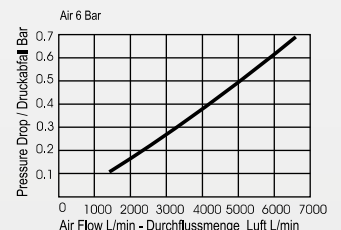
**Material - Material**  
Coupleur Body- : Brass Chrome Plated -  
Kupplungsgrundkörper : Messing verchromt  
Sleeve - Hülse : Brass Chrome Plated -  
Messing verchromt

Valve - Ventil : Brass - Messing  
Springs - Federn : AISI 301  
Locking O-Ring- : AISI 301  
Springs - Sprengring  
Pims - Stifte : AISI 301  
Seals - Dichtungen : Nitrile (Ni) - NBR (Ni)

Plug - Nippel : Brass Nickel Plated -  
Messing vernickelt

According to the new coding for full flow products "F" has been added on the code.  
For Example : Old Code : 112 DG 21  
New Code : 112 DGF 21

Nach unserem neuen System, wird bei einem Produkt mit freiem Durchgang ein "F" hinzugefügt  
Alte Artikelnummer: 112 DG 17  
Neue Artikelnummer: 112 DGF 17





SERIE 116

COUPLINGS, MULTICOUPLINGS & MOULD COOLING PRODUCTS

KUPPLUNGEN, MULTIKUPPLUNGEN & KÜHLUNGSELEMENTE FÜR WERKZEUGE

**Temperature Range - Temperaturbereich**  
0 °C +100 °C ( +320F +2120F )

**Working Pressure - Betriebsdruck**  
0 - 10 bar (0 - 145 PSI)

**Flow capacity - Nennweite**  
2 lt/min - 30 lt/min

**Material - Material**

Body - Körper : Brass Passivated - Messing  
Springs - Federn : Stainless Steel - Edelstahl  
Indicator - : Plastic  
Seals - Dichtungen : Nitrile - NBR

Flow Meter  
Fluss Meter

Connection / Anschluß  
Female (F) - Male (M)

Order No  
Bestellnr.

SW

Length  
Länge



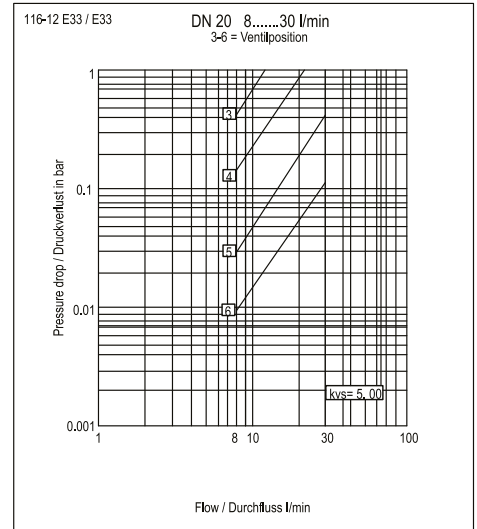
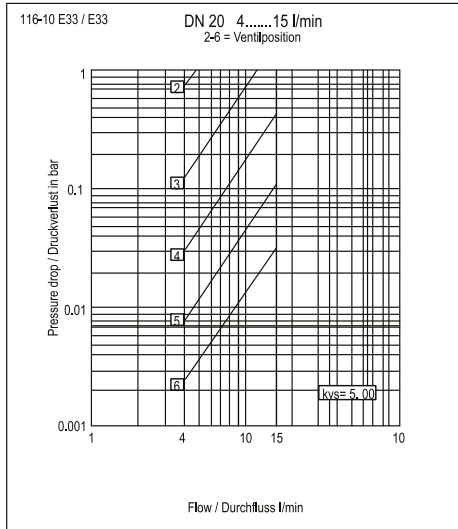
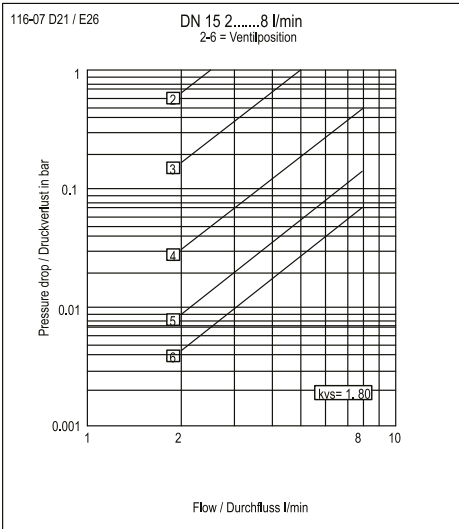
BSP 1/2" (F) - BSP 3/4" (M) 116-08 D21/E26 24 80.5



BSP 1" (M) - BSP 1" (M) 116-10 E33/E33 30 104



BSP 1" (M) - BSP 1" (M) 116-12 E33/E33 30 104



COUPLINGS, MULTICOUPLINGS & MOULD COOLING PRODUCTS

KUPPLUNGEN, MULTIKUPPLUNGEN & KÜHLUNGSELEMENTE FÜR WERKZEUGE

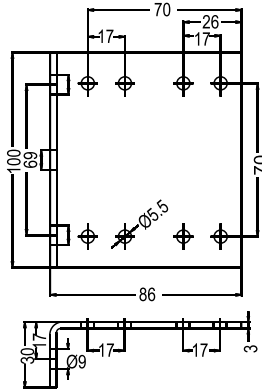
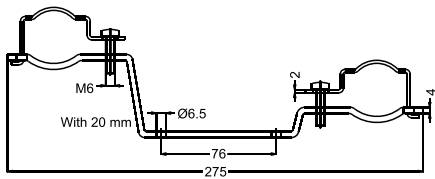
■ SERIE 117



Order No / Bestellnr.: 117K-LP-33



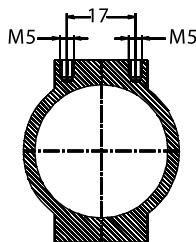
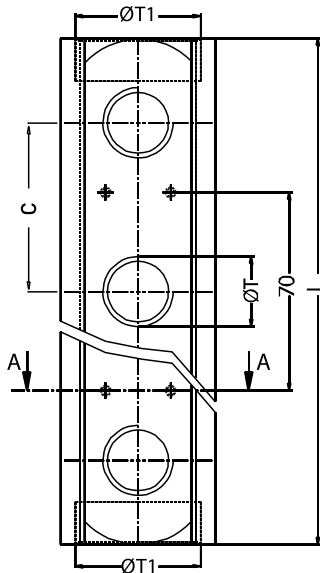
Collectors Assembling Clamps (1")  
Montage Klemmen für Kollektor (1")



Order No / Bestellnr.: 117K-BS-70



Also Aluminium Collector 1.1/4" & 1.1/2" available  
Auch Aluminiumkollektor 1.1/4" & 1.1/2" verfügbar



	ØT = 1/4"	ØT1 = 3/4"		
No of exits G1/4"	Order No Bestellnr.	L	C	L1
3	117K-03-13/26	120	30	70
4	117K-04-13/26	150	30	70
5	117K-05-13/26	180	30	70
6	117K-06-13/26	210	30	70
7	117K-07-13/26	240	30	70
8	117K-08-13/26	270	30	70
9	117K-09-13/26	300	30	70
10	117K-10-13/26	330	30	70
11	117K-11-13/26	360	30	70

	ØT = 3/8"	ØT1 = 3/4"		
No of exits G3/8"	Order No Bestellnr.	L	C	L1
4	117K-04-17/26	165	35	70
5	117K-05-17/26	200	35	70
6	117K-06-17/26	235	35	70
8	117K-08-17/26	305	35	70
10	117K-10-17/26	375	35	70
12	117K-12-17/26	445	35	70

	ØT = 3/8"	ØT1 = 1"		
No of exits G3/8"	Order No Bestellnr.	L	C	L1
4	117K-04-17/33	165	35	70
5	117K-05-17/33	200	35	70
6	117K-06-17/33	235	35	70
8	117K-08-17/33	305	35	70
10	117K-10-17/33	375	35	70
12	117K-12-17/33	445	35	70

	ØT = 1/2"	ØT1 = 1"		
No of exits G1/2"	Order No Bestellnr.	L	C	L1
4	117K-04-21/33	210	50	70
5	117K-05-21/33	260	50	70
6	117K-06-21/33	310	50	70
8	117K-08-21/33	410	50	70
10	117K-10-21/33	510	50	70
12	117K-12-21/33	610	50	70

	ØT = 3/8"	ØT1 = 1.1/4"		
No of exits G3/8"	Order No Bestellnr.	L	C	L1
4	117K-04-17/42	196	40	70
5	117K-05-17/42	236	40	70
6	117K-06-17/42	276	40	70
8	117K-08-17/42	356	40	70
10	117K-10-17/42	436	40	70
12	117K-12-17/42	516	40	70
16	117K-16-17/42	676	40	70

	ØT = 1/2"	ØT1 = 1.1/4"		
No of exits G1/2"	Order No Bestellnr.	L	C	L1
4	117K-04-21/42	226	50	70
5	117K-05-21/42	326	50	70
6	117K-06-21/42	426	50	70
8	117K-08-21/42	526	50	70
10	117K-10-21/42	626	50	70
12	117K-12-21/42	826	50	70

Example

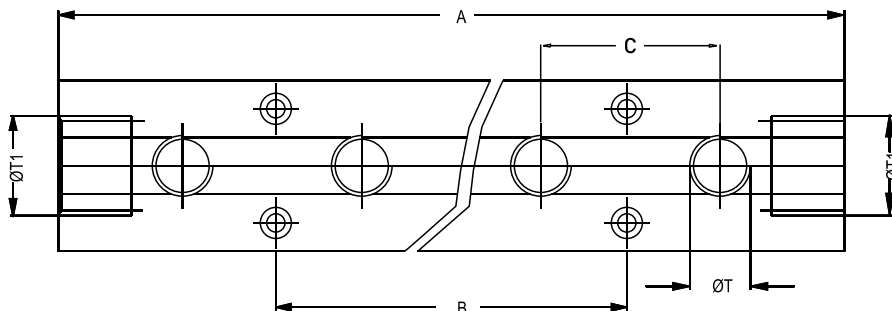
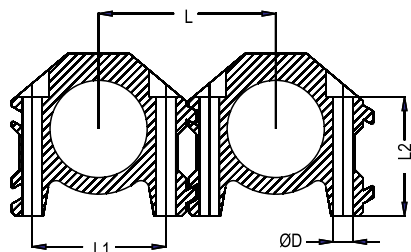
117K-04-17/42 R (red)  
117K-04-17/42 B (blue)



SERIE 117KA

COUPLINGS, MULTICOUPLINGS & MOULD COOLING PRODUCTS

KUPPLUNGEN, MULTIKUPPLUNGEN & KÜHLUNGSELEMENTE FÜR WERKZEUGE



Collector Size	ØD	L	L1	L2
3/4"	4.7	4.5	31	30
1"	7.2	5.3	40.6	36.5

1/4" - 1" (ØT - ØT1)

No of exits G1/4"	Order No Bestellnr.	A	B	C
4	117KA-04-13/33	190	76	38
6	117KA-06-13/33	266	152	38
8	117KA-08-13/33	342	228	38
10	117KA-10-13/33	418	304	38
12	117KA-12-13/33	494	380	38
16	117KA-16-13/33	646	532	38

3/8" - 3/4" (ØT - ØT1)

No of exits G1/4"	Order No Bestellnr.	A	B	C
4	117KA-04-17/26	229	102	51
6	117KA-06-17/26	331	204	51
8	117KA-08-17/26	433	306	51

3/8" - 1" (ØT - ØT1)

No of exits G1/4"	Order No Bestellnr.	A	B	C
4	117KA-04-17/33	229	102	51
6	117KA-06-17/33	331	204	51
8	117KA-08-17/33	433	306	51
10	117KA-10-17/33	535	408	51
12	117KA-12-17/33	637	510	51
16	117KA-16-17/33	841	714	51

1/4" - 3/4" (ØT - ØT1)

No of exits G1/4"	Order No Bestellnr.	A	B	C
4	117KA-04-13/26	190	76	38
6	117KA-06-13/26	266	152	38
8	117KA-08-13/26	342	228	38

1/2" - 1" (ØT - ØT1)

No of exits G1/4"	Order No Bestellnr.	A	B	C
4	117KA-04-21/33	229	102	51
6	117KA-06-21/33	331	204	51
8	117KA-08-21/33	433	306	51
10	117KA-10-21/33	535	408	51
12	117KA-12-21/33	637	510	51

Example

117K-04-17/42 R (red)  
117K-04-17/42 B (blue)



Thread Gewinde	Order No Bestellnr.	Thread Gewinde	Order No Bestellnr.
G 1/2"	KTS 21	G 1.1/4"	KTS 42
G 3/4"	KTS 26	G 1.1/2"	KTS 48
G 1"	KTS 33	G 2"	KTS 60

**COUPLINGS, MULTICOUPLINGS & MOULD COOLING PRODUCTS**

KUPPLUNGEN, MULTIKUPPLUNGEN & KÜHLUNGSELEMENTE FÜR WERKZEUGE

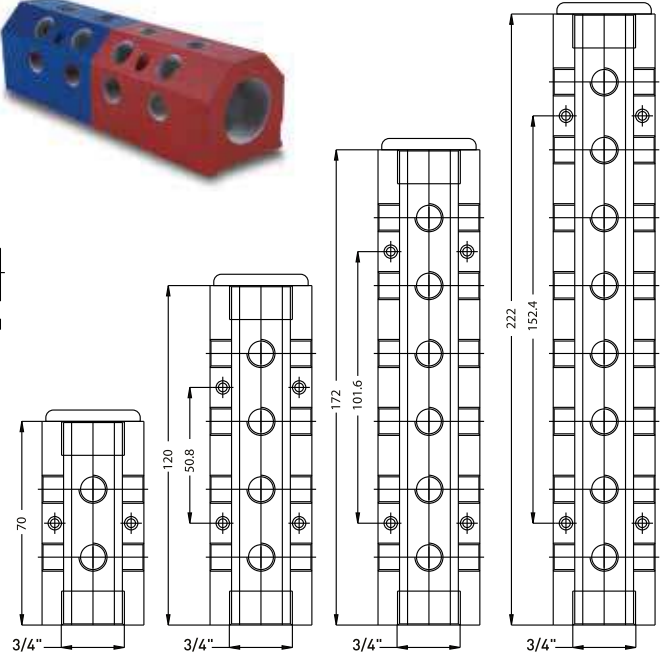
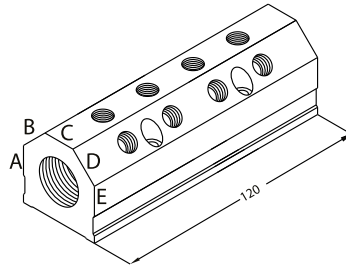
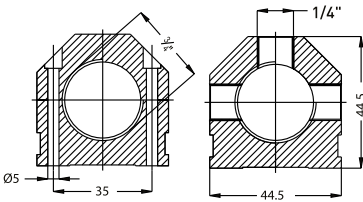
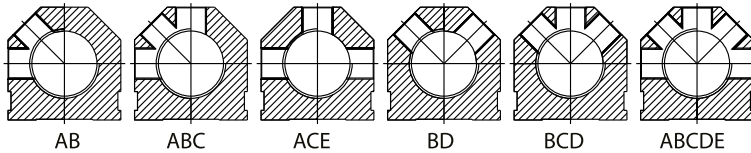
**SERIE 117AK**



Interchangeability - Kompatibilität CITO

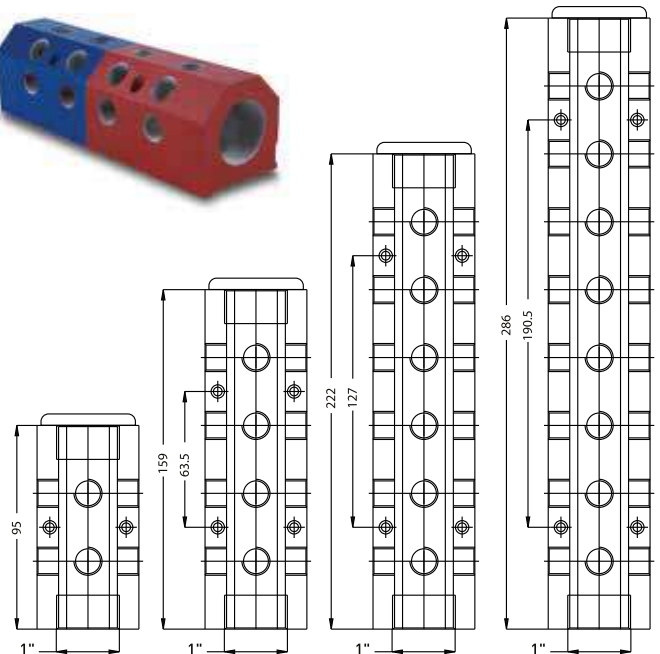
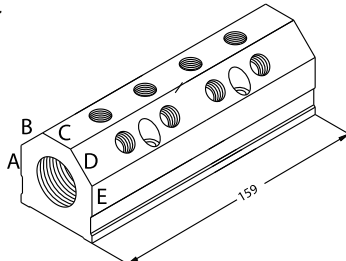
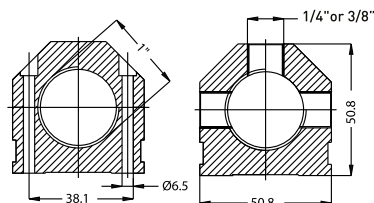
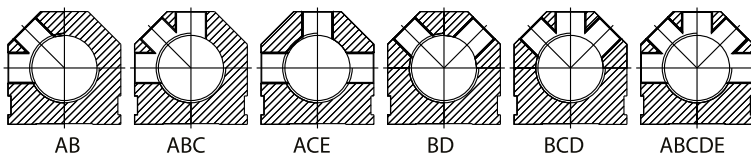
**3/4" INLET-EINLASS ALUMINIUM COLLECTORS**

**EXAMPLE CODE** 117AK -04- BCD N 13 N26 - 120 B  
 Holes number of one surface / Surfaces that the holes are existing  
 Outlet Thread Type (BSP=G, BSPT=Q or NPT=N)  
 Outlet Thread Size [1/4"=13]  
 Inlet 3/4" (BSP=G, BSPT=Q or NPT=N)  
 Total Length (mm.)  
 Colour: Blue=B or Red=R



**1" INLET-EINLASS ALUMINIUM COLLECTORS**

**EXAMPLE CODE** 117AK -04- BCD N 17 N33 - 159 B  
 Holes number of one surface / Surfaces that the holes are existing  
 Outlet Thread Type (BSP=G, BSPT=Q or NPT=N)  
 Outlet Thread Size [1/4"=13 or 3/8"=17]  
 Inlet 1" (BSP=G, BSPT=Q or NPT=N)  
 Total Length (mm.)  
 Colour: Blue=B or Red=R





SERIE 117AK

COUPLINGS, MULTICOUPLINGS & MOULD COOLING PRODUCTS

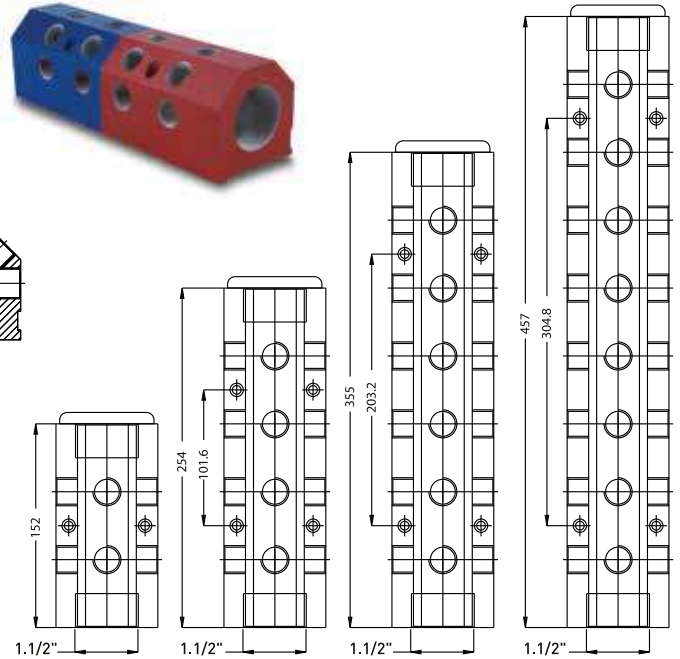
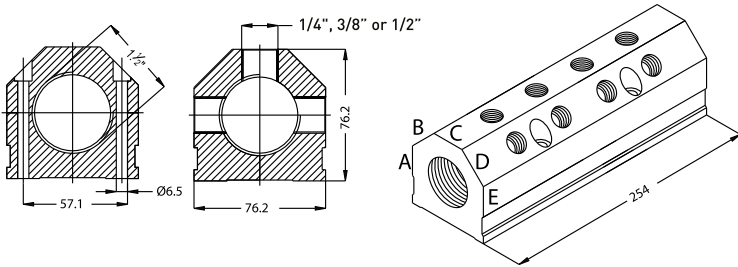
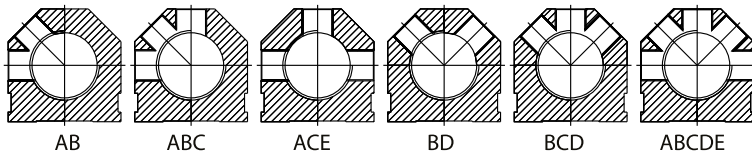
KUPPLUNGEN, MULTIKUPPLUNGEN & KÜHLUNGSELEMENTE FÜR WERKZEUGE

Interchangeability - Kompatibilität CITO

1.1/2" INLET-EINLASS ALUMINIUM COLLECTORS

**EXAMPLE CODE** 117AK -04- BCD N 17 N48 - 254 B

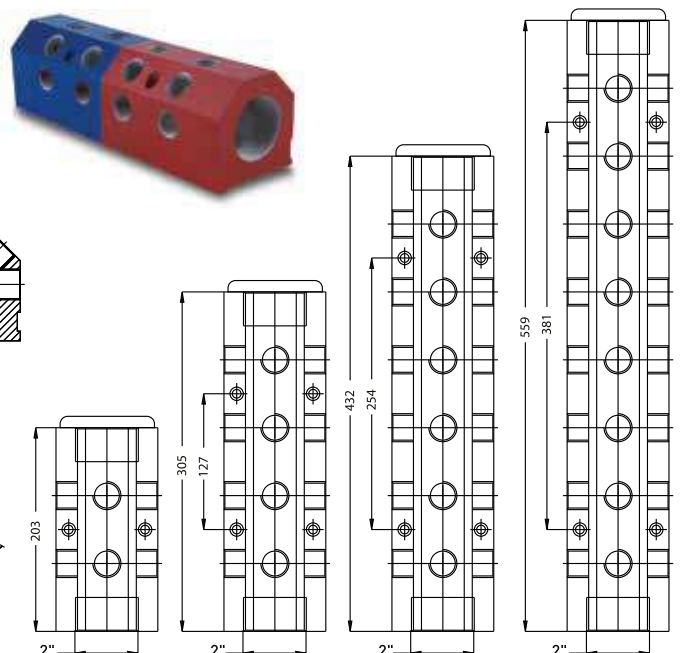
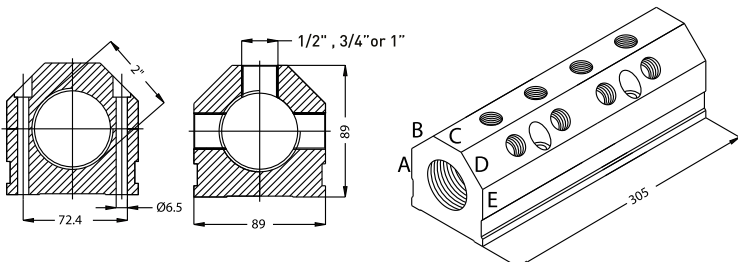
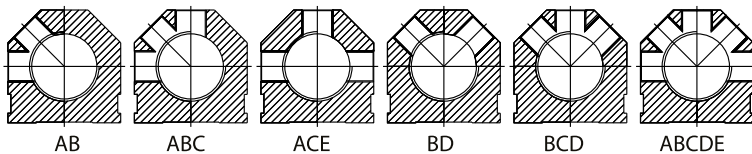
Holes number of one surface  
Surfaces that the holes are existing  
Outlet Thread Type (BSP=G, BSPT=Q or NPT=N)  
Outlet Thread Size (1/4"=13, 3/8"=17 or 1/2"=21)  
Inlet 1.1/2" (BSP=G, BSPT=Q or NPT=N)  
Total Length (mm.)  
Colour: Blue=B or Red=R



2" INLET-EINLASS ALUMINIUM COLLECTORS

**EXAMPLE CODE** 117AK -04- BCD N 21 N60 - 305 B

Holes number of one surface  
Surfaces that the holes are existing  
Outlet Thread Type (BSP=G, BSPT=Q or NPT=N)  
Outlet Thread Size (1/2"=21, 3/4"=26 or 1"=33)  
Inlet 2" (BSP=G, BSPT=Q or NPT=N)  
Total Length (mm.)  
Colour: Blue=B or Red=R





**COUPLINGS, MULTICOUPLINGS & MOULD COOLING PRODUCTS**

KUPPLUNGEN, MULTIKUPPLUNGEN & KÜHLUNGSELEMENTE FÜR WERKZEUGE

**SERIE 117EMK**



- Modular socket / plug adapting system for the mould •  
Moduladaptionssystem für das Werkzeug

**Standard version - Standardversion**

Brass - Messing  
Nitrile - NBR (Ni)  
Nickel plated - Vernickelt

**117 EMK.06.00 Include**

Pressure plug 3/8" x 2  
Pressure plug 1/2" x 1  
TAF 21.16 (Hose 16-1/2" Male thread)  
100.08 EUB 17 Shut-off Socket

**117 EMK.06.00 besteht aus**

Verschlussstopfen 3/8" x 2  
Verschlussstopfen 1/2" x 1  
TAF 21.16 Nippel (SA 16-1/2"AG)  
100.08 EUB 17 absperrende Buchse

**Working Condition**

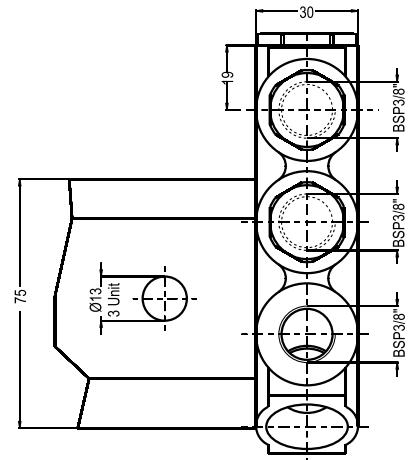
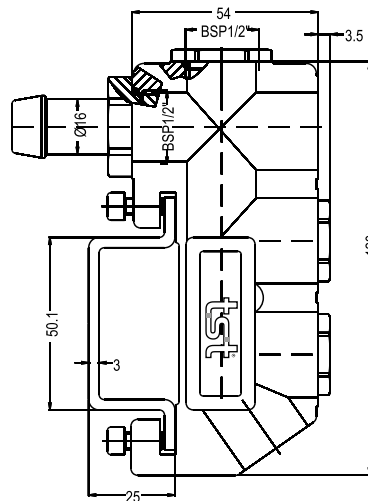
Maxium working pressure : 10bar  
Working Temperature :  
FPM (V) : -10°C to 150°C  
NBR ( Ni ) : -10°C to 90°C

**Betriebsbedingungen**

Betriebsdruck: 10bar  
Betriebstemperatur:  
FPM (V): -10°C to 150°C  
NBR (N): -10°C to 90°C

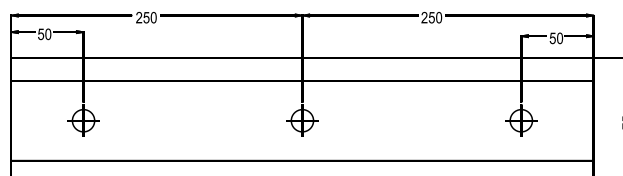
Circuit description 100.08 EUB 17 Shut-off socket has red or blue ring.  
Also circuit tube can identified by using red or blue ring with number o to 12.

Einfache Kodierung 100.08 EUB 17  
Steckbuchse kann mit rotem oder blauem Farbring bestellt werden.  
Außerdem können die Schlauchleitungen mit rot-oder blau nummerierten Markierungsringen (von 1 bis 12) bestückt werden.



**Carriage rail for assembling (50cm long)  
Schiene für die Montage (50cm lang)**

Order No / Bestellnr.: 117 EMK - 50-RL





SERIE 118.09 ■ COUPLINGS FOR WATER CIRCUITS



**Temperature Range - Temperaturbereich**  
-20°C +100°C (-4°F +212°F)

**Working Pressure - Betriebsdruck**  
0-10 bar

**Flow capacity - Nennweite**  
NW - 09

**Material - Material**

**Coupler Body - Kupplungsgrundkörper** : Brass Chrome plated - Messing Chrome beschichtet

**Sleeve - Hülse** : Brass Chrome plated - Messing Chrome beschichtet

**Springs - Feder** : Stainless Steel -Edelstahl

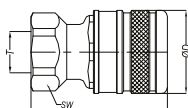
**Seals - Dichtungen** : NBR

**Plug - Nippel** : Brass Nickel plated - Messing Nickel beschichtet


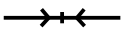
**Using Area:**

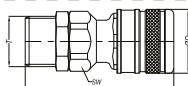
- Cleaning, Washing
- Cleaning Machine
- Cooling water circuits
- Construction
- Food processing

**Coupler and Plug**  
**Kupplung und Nippel**



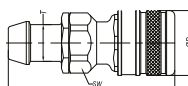
Female Threaded Coupler  
Kupplung mit Innengewinde

Connection Anschlüsse T	Order No / Bestellnr.		ØD	L	SW
					
BSP 1/2"	118.09 DG 21-01	118.09 DGF 21-01	35	57	30
BSP 3/4"	118.09 DG 26-01	118.09 DGF 26-01	35	57	30
BSP 1"	118.09 DG 33-01	118.09 DGF 33-01	35	60	38



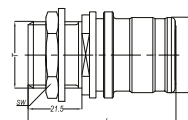
Male Threaded Coupler  
Kupplung mit Aussengewinde

BSP 1/2"	118.09 EG 21-01	118.09 EGF 21-01	30	77	35
BSP 3/4"	118.09 EG 26-01	118.09 EGF 26-01	30	81	35



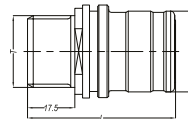
Hose Tail Coupler  
Kupplung mit Schlauchtülle

Ø13mm-1/2"	118.09 HG 13-01	118.09 HGF 13-01	30	89	35
Ø16mm-5/8"	118.09 HG 16-01	118.09 HGF 16-01	30	89	35
Ø19mm-3/4"	118.09 HG 19-01	118.09 HGF 19-01	30	89	35



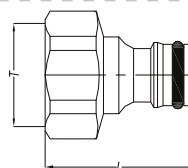
Panel Mounted Coupling  
Kupplung mit Schottverschraubung

BSP 3/4"	118.09 SG 26-00		32	59	30
----------	-----------------	--	----	----	----



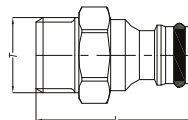
Male Threaded Coupler with Valve  
Kupplung mit Aussengewinde mit Ventil

BSP 3/4"	118.09 EG 26-00		28	55	30
----------	-----------------	--	----	----	----



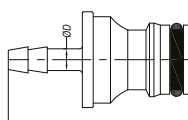
Female Threaded Plug  
Nippel mit Innengewinde

BSP 1/2"	118.09 DU 21		39	30	
BSP 3/4"	118.09 DU 26		39	30	
BSP 1"	118.09 DU 33		42	48	



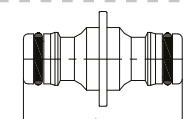
Male Threaded Plug  
Nippel mit Aussengewinde

BSP 1/2"	118.09 EU 21		24	45	
BSP 3/4"	118.09 EU 26		30	49	



Hose Tail Plug  
Nippel mit Schlauchtülle

Ø6mm-1/4"	118.09 HU 06		43.5		
Ø8mm-5/8"	118.09 HU 08		43.5		
Ø10mm-3/8"	118.09 HU 10		43.5		
Ø13mm-1/2"	118.09 HU 03		43.5		
Ø16mm-5/8"	118.09 HU 16		43.5		
Ø19mm-3/4"	118.09 HU 19		43.5		



Adapter

118.09 HEF 00			50		141
---------------	--	--	----	--	-----

**COUPLINGS, MULTICOUPLINGS & MOULD COOLING PRODUCTS**

KUPPLUNGEN, MULTIKUPPLUNGEN & KÜHLUNGSELEMENTE FÜR WERKZEUGE

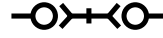
**SERIE 271**



NW 4 to 19 mm



Full Flow  
Nicht absperrend



Double Shut-off  
Beidseitig absperrend

Flachdichtende Wasserkupplung  
Flat Face Water Coupling

Options  
AISI 316

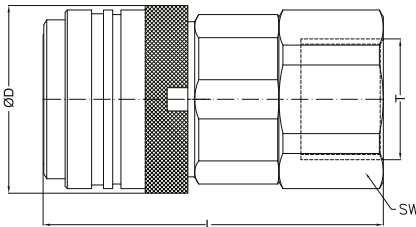
Pressure - Betriebsdruck  
20 bar

Temperature Range - Temperaturbereich :  
-25 °C +125 °C / -13 °F +257 °F  
With standard seals -  
Mit standard Dichtung : Nitrile - NBR (Ni)

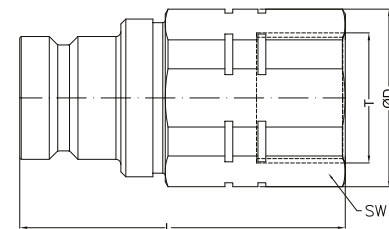
**Material - Material**

Coupler Body - Kupplungsgrundkörper : Brass + Nickel Plated  
Sleeve - Hülse : Brass + Nickel Plated  
Valve - Ventil : Brass + Nickel Plated  
Springs - Federn : Spring Steel  
Locking O-Ring-Sprengung :  
Balls - Kugeln : AISI 420  
Seals - Dichtungen : Nitrile (Ni) - NBR (Ni)  
Plug - Nippel : Brass + Nickel Plated  
Plug Profile-Steckerprofil :  
Valve - Ventil : Brass + Nickel Plated  
Spring - Federn : AISI 301 (14310)

**Coupler and Plug  
Kupplung und Nippel**



Female Thread Coupler  
Kupplung mit Innengewinde




Female Thread Plug  
Nippel mit Innengewinde

Connection  
Anschluß  
ØT

Order No - Bestellnr.

  
Double Shut-off  
Beidseitig absperrend

  
Full Flow  
Nicht absperrend

SW

ØD

L

BSP 1/4"	271.04 DGB 13	271.04 DGF 13	19	23	43.5
BSP 3/8"	271.06 DGB 17	271.06 DGF 17	22	29.2	45
BSP 1/2"	271.09 DGB 21	271.09 DGF 21	27	34	59
BSP 3/4"	271.14 DGB 26	271.14 DGF 26	36	41	74.3
BSP 1"	271.19 DGB 33	271.19 DGF 33	46	52	82

BSP 1/4"	271.04 DUB 13	271.04 DU 13	19	20	47
BSP 3/8"	271.06 DUB 17	271.06 DU 17	22	24	52
BSP 1/2"	271.09 DUB 21	271.09 DU 21	27	29	56.6
BSP 3/4"	271.14 DUB 26	271.14 DU 26	34	36	66
BSP 1"	271.19 DUB 33	271.19 DU 33	41	44	67.6



SERIE 120

COUPLINGS, MULTICOUPLINGS & MOULD COOLING PRODUCTS

KUPPLUNGEN, MULTIKUPPLUNGEN & KÜHLUNGSELEMENTE FÜR WERKZEUGE



**Interchangeability - Kompatibilität zu anderen**  
ABA 3/4", RECTUS 42

**Temperature Range - Temperaturbereich**  
-20°C +100°C (-4°F +212°F)

**Working Pressure - Betriebsdruck**  
0 - 15 bar (0 - 230 PSI)

**Flow capacity - Nennweite**  
NW - 11

**Standard version - Standardversion**  
Brass - Messing  
Nitrile (Ni) - NBR (Ni)  
Without plating - ohne Beschichtung

**Options - Optionen**  
K - Chrome plated - Verchromt  
N - Nickel plated - Vernickelt  
V - Viton Seal - Viton Dichtung

**For optional orders please add the symbol of your option end of the order no.**  
Bei Bestellungen  
Kennbuchstabe bitte hinzufügen  
(Beispiel: 120 DG 26-K-V)

**Material - Material**

- Coupler Body - Kupplungsgrundkörper: Brass - Messing
- Sleeve - Hülse: Brass - Messing
- Valve - Ventil: Brass - Messing
- Springs - Federn: Stainless Steel - Edelstahl
- Locking O-Ring - Sprengring: Stainless Steel - Edelstahl
- Balls - Kugeln: Stainless Steel - Edelstahl
- Seals - Dichtungen: Nitrile - NBR
- Plug - Nippel: Brass - Messing

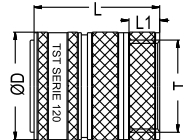
**Using Area:**

- In all kinds of plumbing
- On laundry and private house holds machines
- On garden hoses connections
- On cooling system of plastic zamak, brass and aluminium injection molds
- On cleaning and washing
- On high pressure scrubbers
- On all outdoor (garage, workshop) water connections
- All industries

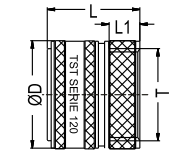
**Anwendungen:**

- an allen Arten von Rohrleitungen
- in Wäscherein und Waschmaschinen
- an Gartenschlauchanschlüssen
- bei Kühlsystemen mit Kunststoff, Zamak, Messing und Aluminiumkokillenformen
- bei Reinigungs- und Waschsystemen von Maschinen
- bei Hochdruckreinigern
- bei allen äußeren Wasseranschlüssen (Garage Werkstatt)
- alle Industriezweige

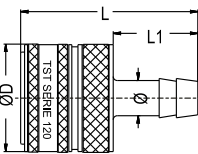
**Coupler and Plug**  
Kupplung und Nippel



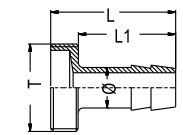
Female Theaded Coupler With valve  
Kupplung Ventil Innengewinde



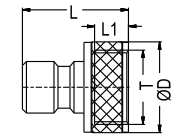
Coupler Without valve  
Kupplung ohne Ventil



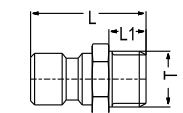
Hose Tail Coupler Without valve  
Schlauchtülle  
Kupplung ohne Ventil



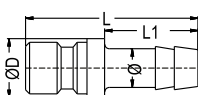
Male Threaded Hose Tail  
Schlauchtülle Nippel  
mit Aussengewinde



Female Threaded Nipples  
Nippel mit Innengewinde



Male Threaded Nipple  
Nippel mit Aussengewinde



Standard Hose Plug  
Nippel mit Schlauchtülle

Connection Anschlüsse T	Order No / Bestellnr.		ØD	L	L1	SW
	←→	←→				
BSP 3/4"	120 DG 26		30	56.5	30	
BSP 3/4"	120 BG 26		30	32	8.5	
8 mm	120 HGF 08		30	55.3	23.3	
9 mm	120 HGF 09		30	55.3	23.3	
10 mm	120 HGF 10		30	55.3	23.3	
13mm	120 HGF 13		30	55.3	23.3	
16 mm	120 HGF 16		30	55.3	23.3	
19 mm	120 HGF 19		30	55.3	23.3	
8 mm	120 GU 08	G3/4"	30.8	23.3		
9 mm	120 GU 09	G3/4"	30.8	23.3		
10 mm	120 GU 10	G3/4"	30.8	23.3		
13 mm	120 GU 13	G3/4"	30.8	23.3		
16 mm	120 GU 16	G3/4"	30.8	23.3		
19 mm	120 GU 19	G3/4"	30.8	23.3		
BSP 1/4"	120 DU 13		19	32	10	
BSP 3/8"	120 DU 17		19	32	10	
BSP 1/2"	120 DU 21		24	34	12	
M22x1	120 DUM 22		25	18	9.5	
BSP 3/4"	120 DU 26		30	36	14	
BSP 1"	120 DU 33		36	40	17	
BSP 1/4"	120 EU 13		33	19	9	
BSP 3/8"	120 EU 17		33	19	9	
BSP 1/2"	120 EU 21		36	22	12	
BSP 3/4"	120 EU 26		41	27	14	
BSP 1"	120 EU 33		44	34	15	
9 mm	120 HU 09		23.3	47		
13mm	120 HU 13		23.3	47		
16 mm	120 HU 16		23.3	47		
19 mm	120 HU 19		27.3	50		

