

SM 180 LED STREET LIGHT

WORLDWIDE POWERED

ACTIVE POWER FACTOR CORRECTION (PFC)

ADAPTIVE ROTATION INSTALLATION FRAME, RETROFIT WISE

LEDs – 160 LM/W

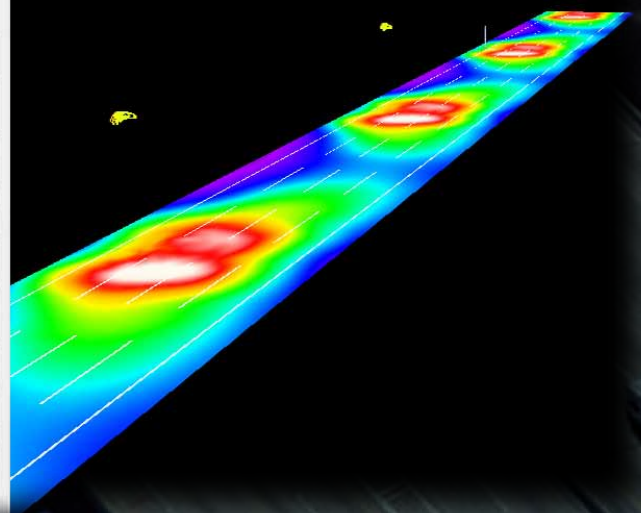
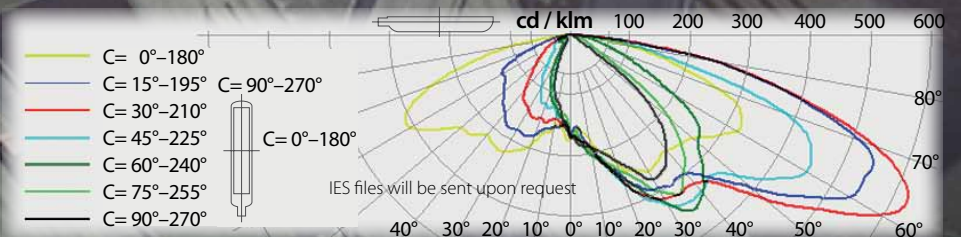
EXTREMELY WIDE ASYMMETRIC LENSES

ZERO LIGHT POLLUTION

AUTOMATIC ECONOMY LATE NIGHT DIMMING *

SM 180

- HIGH ENERGY EFFICIENCY
- NO MAINTENANCE COSTS
- LONG LIFECYCLE
- HIGH QUALITY AREA ILLUMINATION
- ERGONOMICAL – CLOSE TO NATURAL LIGHT
- ECOLOGICAL – MERCURY AND LEAD FREE



SM 180



SPECIFICATIONS

AC Input Voltage	90 ÷ 305 V AC
DC Input Voltage	127 ÷ 431 V DC
Mains Frequency	47 ÷ 63 Hz
Power Factor (PF) at 230 V	min 95 %
Power Factor (PF) at 115 V	min 98 %
LED Power	172.8 W
Power Efficiency	90 %
Total Power	189 W
Average power in late night dimming mode*	133.8 W
LED Light Output	160 lm/W
Current Efficiency	81 %
LED Luminous Flux	22 182 lm
Junction Temperature at Ta = 25°C	70°C
Thermal Efficiency	91 %
Lens Efficiency	92 %
Real Luminaire Efficacy (LER)	98 lm/W
Color Rendering Index (CRI)	65 ÷ 80 %
Real Lamp Luminous Flux for:	
Cool White (CRI 65)	18 570 lm
Neutral White (CRI 75)	17 220 lm
Warm White (CRI 80)	14 580 lm
Zero Light Pollution	0 cd at 90°
Operating Temperature	-40° ÷ +45°C
Operating Humidity	10 ÷ 95 % RH
Lifespan L70	> 160 000 h
Ingress protection rating	IP 65
Electrical Safety Class	Class II
Polycarbonate optical cover	optional

MECHANICAL CONSTRUCTION

Marine Grade Aluminium Alloy Body	
Stainless Steel Rotation Mechanism	115° (-90° ÷ +15°)
Installation Diameter	ø 42 ÷ ø 76 mm
Dimensions	1190 x 180 x 80 mm
Weight	8.9 kg

Additional deliveries

- Zink plated metal poles
- Means of fixing the pole underground / fundament

* Late night dimming:
 50 % illuminance decreasing after 4 hours till 1 h before dawn;
 Optional illuminance decreasing – 20 ÷ 90 %;
 Optional dimming start – 2 ÷ 8 hours;
 Optional dimming stop – 0.5 ÷ 3 h before dawn.

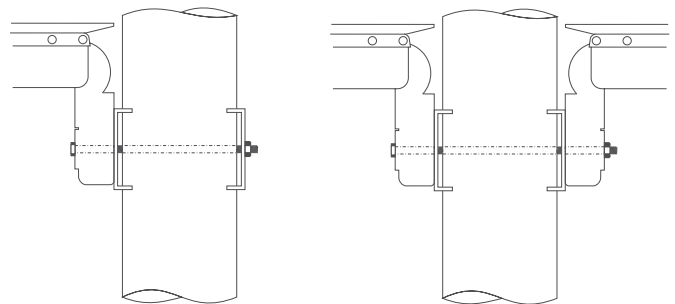
SM180 Application According EU Standards

4 lanes x 3.5 m ME4a streets	L = 51 m; H = 11.5 m; Oh = 2 m or b = 5° (more than 60 km/h)
4 lanes x 3.5 m ME5 streets	L = 71 m; H = 13.5 m; Oh = 2 m or b = 5° (less than 60 km/h)
3 lanes x 3.5 m ME4a streets	L = 54 m; H = 12.5 m; Oh = 1 m (more than 60 km/h)
3 lanes x 3.5 m ME5 streets	L = 78 m; H = 13 m; Oh = 2 m (less than 60 km/h)

SM180 Application According US Standards

4 lanes x 3.5 m streets	L = 49 m; H = 12 m; Oh = 1 m or b = 5°
3 lanes x 3.5 m streets	L = 67 m; H = 12 m; Oh = 1 m

- L – Distance between the light sources (poles)
- H – Height of the light source above the ground
- Oh – Luminaire Overhang arm
- b – Luminaire tilt angle



Optional kit for mounting one or two lamps sideways to the pole ø 70 ÷ 200 mm

C E EN61000-6-3:1997, EN61000-6-1:1997
 Quality Assurance ISO 9001:2008; AQAP 2110