

Impact Xpress *Midi pop up system*



www.miragedisplay.co.uk

Artwork requirements

- Please save artwork as CMYK.
- Please set up ALL artwork at **25%** final size.
- With artwork set up at 1/4 size, please supply ALL artwork with a minimum of 3mm bleed to all outer edges.
- If fonts are used, please outline ALL fonts, where not possible please supply all fonts used.
- Once artwork is received, we will set up on our template and send you a PDF proof for positioning and spelling purposes, please check carefully
- If colour matching is required then please advise.
- We do not print PANTONE, we can print the CMYK equivalent, if you have a preferred CMYK equivalent then please advise.
- Artwork can be supplied by either email, CD/DVD or uploaded to our website www.miragedisplay.co.uk, select Artwork then select Upload Artwork and follow instructions.



Quark Xpress

- Set up CMYK at 1/4 final size
- Collect for Output and supply a Low resolution PDF for visual purposes
- If supplying a High Res PDF do not compress and supply with all bleed and crop marks



Illustrator

- Set up CMYK at 1/4 final size
- OUTLINE ALL FONTS
- Turn off all Overprints, supply all Links and flatten Transparency
- If supplying a High Res PDF do not compress and supply with all bleed and crop marks



InDesign

- Set up CMYK at 1/4 final size
- OUTLINE ALL FONTS
- Please save and supply a High Res PDF do not compress and supply with all bleed and crop marks



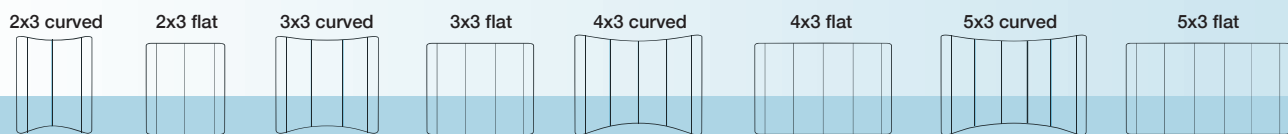
Photoshop

- Set up CMYK at 1/4 final size and 320dpi
- Supply a low resolution PDF for visual purposes
- If artwork set up in Photoshop, text/logos will not be vectored and will have some pixelation when printed full size,
- Save out as a JPEG.



Adobe Acrobat


- If supplying a PDF as your final artwork, ensure all images are not reduced / compressed, crop marks and bleed are included and visual lines are not included inside the artwork.



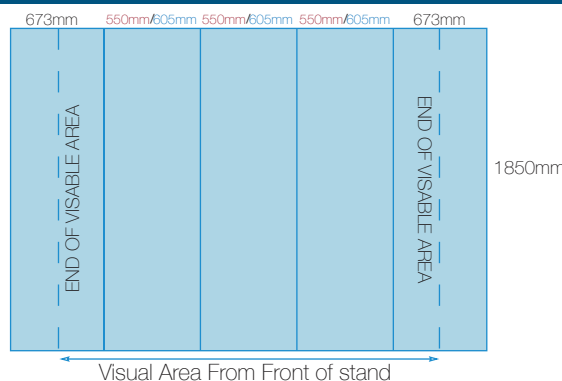
curved / flat



curved



flat



Impact Xpress Panel Sizes	Impact Xpress Panel Sizes
Curved End Panel	673mm (w) x 1850mm (h)
Curved Front Panel	550mm (w) x 1850mm (h)
Straight End Panel	673mm (w) x 1850mm (h)
Straight Front Panel	605mm (w) x 1850mm (h)
Curved Rear Panel	675mm (w) x 1850mm (h)
Straight Rear Panels	605mm (w) x 1850mm (h)
All in one case 2014	1625mm (w) x 790mm (h) (Visual area 585mm in the centre)
All in one case 08-13	1630mm (w) x 850mm (h) (Visual area 500mm in the centre)
All in one case Pre 07	1620mm (w) x 820mm (h) (Visual area 500mm in the centre)
Counter Case	1760mm (w) x 739mm (h) (Visual area 550mm in the centre)
Zeus Case	1785mm (w) x 790mm (h) (Visual area 500mm in the centre)
Atlas Single Case	1800mm (w) x 865mm (h) (Visual area 500mm in the centre)