

Dtec

Consumer units and plastic distribution boxes



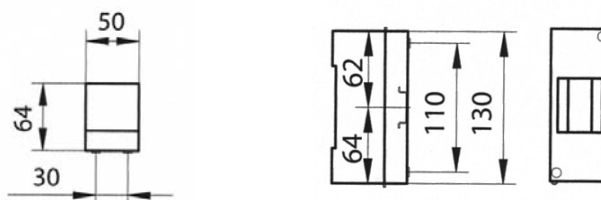
Techna Dtec distribution boxes are available in a variety of stylish and ergonomic designs to suit any application. All our boxes are manufactured from rugged self-extinguishing materials and are equipped for top, bottom or rear cable entry for maximum ease of use. Dtec distribution boxes can be supplied separately or pre-fitted with your choice of Techna switchgear for a complete power distribution solution.

Prima

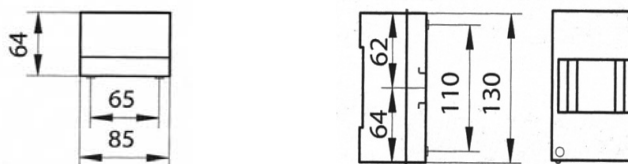
- Ultra compact, 2-piece design for simple, quick assembly
- Integrated DIN-rail
- Sealable for safe use in public places



DtecPR02



DtecPR04



MCBs supplied separately

Surface distribution boxes

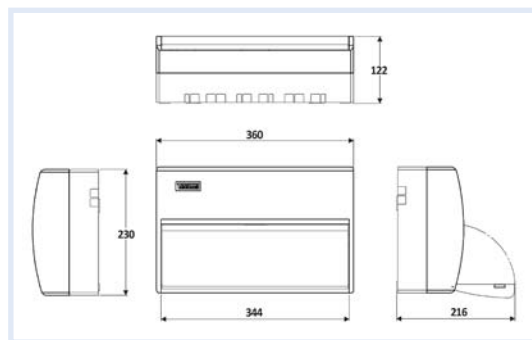
No. of modules	Window type	Grey box
2	None	DtecPR02GN
4	None	DtecPR04GN

Techna DTEC DISTRIBUTION BOXES



Dtec17ED - Dual RCD 17th Edition Board

- IP 40
- Easy to install, sturdy design
- 16-way split-load suitable for household distribution applications



- Supplied complete with: DIN-rail, earth and neutral bars, busbar, 100A isolator, 2 x 80A RCD, linking cables



- Can be supplied loaded with up to 10 MCBs
- Single module RCBOs also available



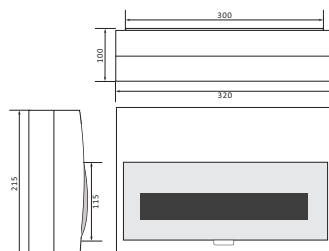
- Ample space above breakers for wiring & RCBOs



- Cable knock-outs on all sides and rear of box



Dtec16ED - Single RCD Split Load Board



- Supplied complete with DIN-rail, earth and neutral bars, busbar, 100A isolator, 100A RCD, linking bars
- Can be supplied loaded with up to 10 MCBs

Consumer Units

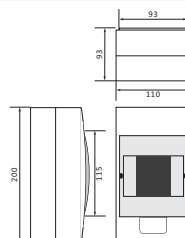
No. of modules	No. of modules occupied by Isolator/RCD	No. of available modules for MCBs/RCBOs	Type	Box colour	Order code
16	6	10	Dual RCD	White	Dtec17ED
14	4	10	Single RCD	White	Dtec16ED

Optima

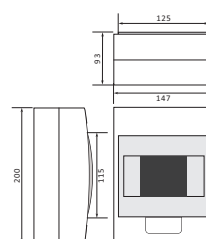
- IP 40
- Compact, sturdy design at an exceptional price
- Complete with DIN-rail, earth and neutral terminal bars
- Available fitted with breakers on request

DtecOP04

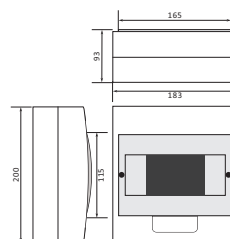
- Also available as a shower unit, fitted with a RCD and 2 x MCBs.



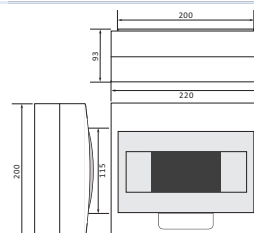
DtecOP06



DtecOP08



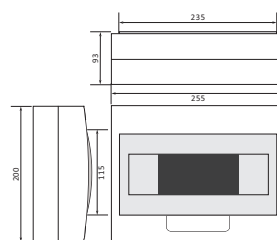
DtecOP10



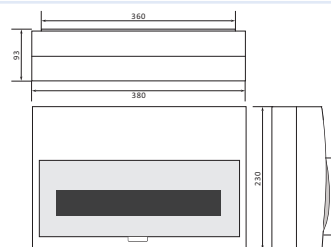
Techna DTEC DISTRIBUTION BOXES



DtecOP12



DtecOP18



Consumer units

No. of modules	Window type	Box colour	Order code
4	Transparent	White	DtecOP04WT
6	Transparent	White	DtecOP06WT
8	Transparent	White	DtecOP08WT
10	Transparent	White	DtecOP10WT
12	Transparent	White	DtecOP12WT
18	Transparent	White	DtecOP18WT

Note: Please note all distribution boxes and consumer units do not come with breakers as standard. However breakers, RCDs, RCBOs and isolators can be prefitted on request.

Complete boxes

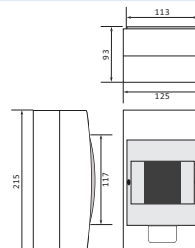
NOTE: due to the extensive configurations in these ranges, please contact one of our sales team for more information.

Dtec 55 / Dtec 66

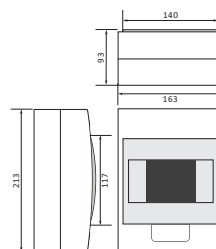
- IP55 or IP66
- Compact and rugged - ideal for external applications
- Complete with DIN-rail
- Sealable for safe use in public places
- Available fitted with breakers on request

Dtec55-04

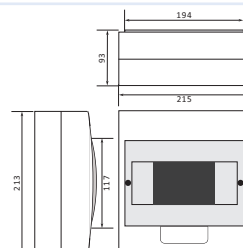
- Also available as a garage unit, fitted with a RCD and 2 x MCBs.



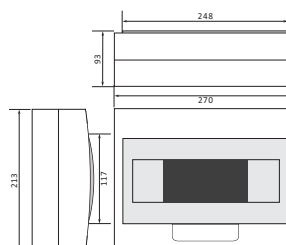
Dtec55-06



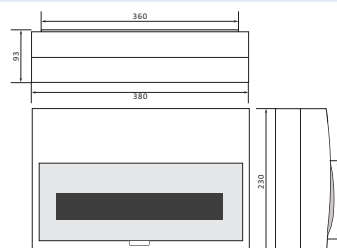
Dtec55-08



Dtec55-12



Dtec55-18



Consumer units

No. of modules	Window type	Order code
4	Transparent	Dtec55-04WT
6	Transparent	Dtec55-06WT
8	Transparent	Dtec55-08WT
12	Transparent	Dtec55-12WT
18	Transparent	Dtec55-18WT

Note: Please note all distribution boxes and consumer units, unless stated, do not come with breakers.

