





MAKE AN ENTRANCE...



...WITH CONSORT MAGNUM

The ultimate in home security, combining the best in classic style and performance

Manufactured to the highest calibre and thoroughly tested to beyond industry standards, this energy efficient fibreglass composite door provides excellent thermal and sound insulation. Its strength comes from the construction of its sub-frame in solid, water-resistant polymer material, reinforced with Laminated Veneer Lumber (LVL). The depression moulded GRP skins, giving the authentic timber look, are then bonded to this sub-frame and its core filled with high density, 100% CFC-free polyurethane foam.

The fully reinforced, triple sealed outer frame, the multi-point security locking system and the unique adjustable hinges make the Consort Magnum a real heavyweight performer that retains an amazingly light, yet positive easy feel.

A choice of ten striking colours, two woodgrain effects, plus of course brilliant white as standard, give your door that individual touch. Added to that is our wide and varied range of plain or decorative glazing options... the possibilities are endless.



Benefits

- Standard glass – double glazed, laminated, toughened
- Multipoint Locking System – 5 point locking system with hooks and roller cams
- Security handle set
- Anti-bump cylinder locks
- Unique fully adjustable hinges rebated into door for discreet and perfect fit
- Triple sealed – giving double the weather protection of a standard flush door
- Optional low threshold – severe weather rated and for easy access
- Impact-resistant Thermoset GRP skin will not expand, contract or crack
- Maintenance free – just wipe clean and never needs painting

Secured by Design

- Police preferred specification if requested
- Double glazed, laminated, toughened glass units



Magnum 3 with Diamond red glass

Your choice of
MAGNUM DOOR STYLES



Magnum 1
Available in all colours



Magnum 2
Available in all colours



Magnum 3
Available in all colours



Magnum 4
Available in all colours



Magnum 5
Available in all colours



Magnum 6
Available in all colours



Magnum 14
Available in all colours



Magnum 15
Available in all colours



Magnum 16
Available in all colours



Magnum 18
Available in all colours



Magnum 24
Available in all colours



Magnum 27L
Available in all colours



Magnum 7
Available in all colours



Magnum 8
Available in all colours



Magnum 9
Available in all colours



Magnum 10
Available in all colours



Magnum 11
Available in all colours



Magnum 12
Available in all colours



Magnum 13
Available in white only



Magnum 27R
Available in all colours



Magnum 32L
Available in all colours



Magnum 32R
Available in all colours



Magnum 33
Available in all colours



Magnum 34
Available in all colours



Magnum 35
Available in all colours

All Magnum doors are available in all of our colour range except Magnum 13 which is only available in white.

Magnum 6, 12 and 13 are only available with plain or patterned double glazed units (laminated/toughened). See pages 24 and 25.

All doors are white on the inside except Magnum 3, 4, 5, 6, 7, 8, 9, 10, 12 and 15 which are available in Oak or Rosewood to both sides up to 954mm wide.

See our full range of colours overleaf.

Select a COLOUR FOR YOUR DOOR

Let us inspire you with our selection of amazing colours to help you create the perfect door. Whether you want a standard colour or something a little more, the choice is yours. All our colours are based upon the RAL colour system, so you can match to windows or any other painted item.


Standard door colours



White




Black



Red




Blue



Green



Oak



Rosewood


Contemporary door colours




Black Brown



Grey



Poppy Red (high gloss)



Cream




Chartwell Green



Duck Egg Blue

Frame colours



White



Whitegrain



Black Brown



Grey




Cream



Chartwell Green



Oak



Rosewood

All door and frame colours come with a satin finish as standard except for the Poppy Red door colour which has a high gloss finish.

TURN YOUR DOOR INTO A WORK OF ART USING OUR EXTENSIVE RANGE OF PLAIN OR DECORATIVE GLAZING OPTIONS

Whether you like a traditional look or prefer something a little more contemporary, our eleven design styles cater for all tastes. So open up your imagination to a world of colour, style and elegance in decorative glass, to add something extra to your new door. Our full decorative range is handmade in the UK using traditional and modern techniques and is finished in standard 6 and 9mm silver lead.

For added thermal efficiency and increased security, all of the double glazed units in our doors come with warm edge spacer and laminated glass – as standard. Furthermore, each is available in a choice of 15 Pilkington patterned glasses, meaning the entire range can be made in combination with a matching full height side panel.

Diamond

Available in a choice of four colours plus frosted, the traditional look of the ever-popular classic 'drop diamond' design works with almost every door style. Film and lead work combine in diamond tiers as a cost effective yet smart, clean, design solution.

Crystal Diamond

The same classic design as 'Diamond', but using a sparkling clear bevelled diamond as the main feature as opposed to contrasting coloured glass, enhancing the look with a more three dimensional approach.

Crystal Harmony

The star of this bespoke crystal panel is a beautiful handmade multi-bevel cluster, bursting with style and panache. With a choice of coloured inlays in blue, green, red or black and a frosted option, this handcrafted range topper is as individual as you are!

Crystal Inspiration

New this year comes the Crystal Inspiration with its fresh looks and floral inspired border. Personalise this panel with a choice of accent colours in blue, green, red, black or frosted. Let yourself be inspired by our Crystal Inspiration!

Crystal Flower

This 'Art Deco' inspired linear design combines the clever use of bevels both within a distinct flower design and stylish box border. Clean lines enhance the 3D flower motif in this balanced, classic design.

Fleur

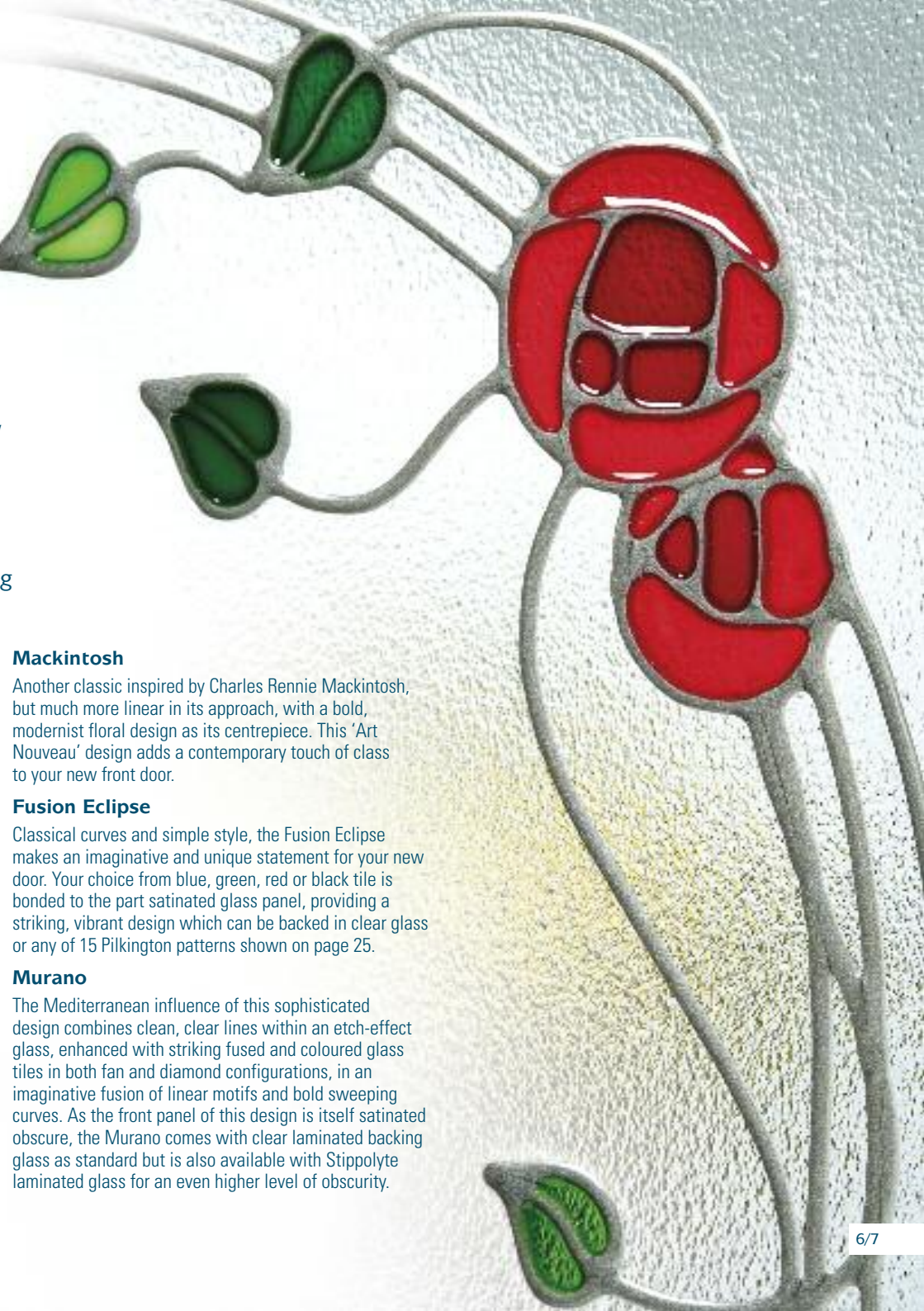
Simple lines and natural colours are the trademark of this traditional yet striking resin design. The Fleur works well in almost any door style across the range. Manufactured in resin technology, this pretty yet robust design is sure to last and stand up to whatever the years may bring.

English Rose

This delicate traditional Rose design uses a combination of bright colours that effortlessly combine together to stunning effect no matter what the size or shape and matches with our full range of obscure backing glasses.

Mackintosh Rose

Resin art at its best, the slim lines of the Mackintosh Rose work beautifully in this delicate and detailed design. Inspired by Charles Rennie Mackintosh, this vivid and eye-catching design creates a classic reminiscent of days gone by.



Mackintosh

Another classic inspired by Charles Rennie Mackintosh, but much more linear in its approach, with a bold, modernist floral design as its centrepiece. This 'Art Nouveau' design adds a contemporary touch of class to your new front door.

Fusion Eclipse

Classical curves and simple style, the Fusion Eclipse makes an imaginative and unique statement for your new door. Your choice from blue, green, red or black tile is bonded to the part sated glass panel, providing a striking, vibrant design which can be backed in clear glass or any of 15 Pilkington patterns shown on page 25.

Murano

The Mediterranean influence of this sophisticated design combines clean, clear lines within an etch-effect glass, enhanced with striking fused and coloured glass tiles in both fan and diamond configurations, in an imaginative fusion of linear motifs and bold sweeping curves. As the front panel of this design is itself sated, the Murano comes with clear laminated backing glass as standard but is also available with Stippolyte laminated glass for an even higher level of obscurity.

Bevelled and Coloured GLASS DESIGNS MAGNUM 2 & 14

Magnum 2
Crystal Diamond





Magnum 14
Crystal Flower

An appealing and traditional look that lets the design of decorative glass flow through from the lower to higher level, providing an attractive ensemble to the 6 panel **Magnum 14** door.

Alternatively, the higher glazing of the **Magnum 2** provides greater privacy, whilst still using decorative glass to enhance the door.

Units will be supplied with Stipplyte obscure backing glass unless otherwise stated, with the exception of Murano which comes with clear laminated backing glass as standard.



Diamond
Blue glass



Diamond
Green glass

Diamond
Red glass

Diamond
Black glass

Diamond
Frosted glass

Crystal Diamond



Crystal Flower


Fleur

English Rose
Left panel


English Rose
Right panel

Mackintosh Rose
Left panel

Mackintosh Rose
Right panel



Crystal Harmony Blue glass Crystal Harmony Green glass Crystal Harmony Red glass Crystal Harmony Black glass Crystal Harmony Frosted glass Crystal Inspiration Blue glass Left panel Crystal Inspiration Blue glass Right panel Crystal Inspiration Green glass Crystal Inspiration Red glass Crystal Inspiration Black glass Crystal Inspiration Frosted glass



Mackintosh Left panel Mackintosh Right panel Fusion Eclipse Blue glass Fusion Eclipse Green glass Fusion Eclipse Red glass Fusion Eclipse Black glass Murano Blue glass Murano Green glass Murano Red glass Murano Black glass Left panel Murano Black glass Right panel

Bevelled and Coloured GLASS DESIGNS MAGNUM 3, 4 & 5

Magnum 3
Crystal Inspiration
Red glass



Magnum 4
Mackintosh

Magnum 5
Crystal Harmony
Blue glass

The classic four panel design of the **Magnum 3** is probably the most popular style and would grace any home, being suitable for many decorative glass designs. An alternative is the arched effect of the **Magnum 4**, or the eyebrow glazing of the **Magnum 5**, giving a sophisticated yet adventurous edge.




Diamond
Blue glass



Diamond
Green glass



Diamond
Red glass



Diamond
Black glass



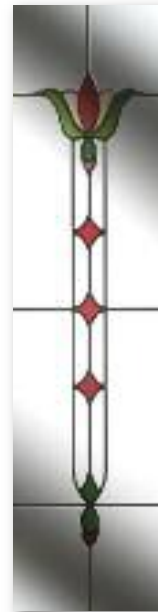
Diamond
Frosted glass



Crystal Diamond



Crystal Flower



Fleur




English Rose
Left panel



English Rose
Right panel



Mackintosh Rose
Left panel



Mackintosh Rose
Right panel

Units will be supplied with Stipplyte obscure backing glass unless otherwise stated, with the exception of Murano which comes with clear laminated backing glass as standard.



Crystal Harmony
Blue glass



Crystal Harmony
Green glass



Crystal Harmony
Red glass



Crystal Harmony
Black glass



Crystal Harmony
Frosted glass



Crystal Inspiration
Blue glass
Left panel



Crystal Inspiration
Blue glass
Right panel



Crystal Inspiration
Green glass



Crystal Inspiration
Red glass



Crystal Inspiration
Black glass



Crystal Inspiration
Frosted glass



Mackintosh
Left panel



Mackintosh
Right panel



Fusion Eclipse
Blue glass



Fusion Eclipse
Green glass



Fusion Eclipse
Red glass



Fusion Eclipse
Black glass



Murano
Blue glass



Murano
Green glass



Murano
Red glass



Murano
Black glass
Left panel



Murano
Black glass
Right panel

Bevelled and Coloured GLASS DESIGNS MAGNUM 7, 8 & 35


Magnum 7
English Rose



Magnum 8
Crystal Inspiration
Red glass




Magnum 35
Crystal Diamond



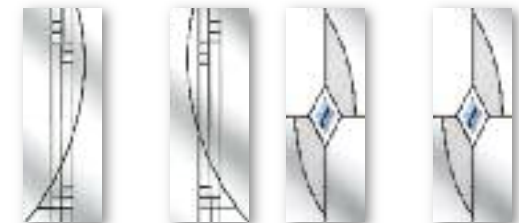
Diamond
Blue glass

Diamond
Green glass



Crystal Inspiration
Blue glass

Crystal Inspiration
Green glass







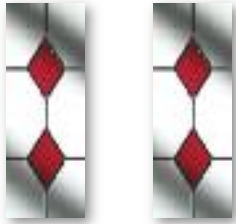




Mackintosh

Fusion Eclipse
Blue glass

An appealing yet traditional look, the **Magnum 8** utilises the mid panels and an eye-catching, decorative half moon to let in plenty of light, or if privacy is paramount, the **Magnum 7** has definite appeal. For a much more contemporary look, the **Magnum 35** is a real winner.

Units will be supplied with Stippolyte obscure backing glass unless otherwise stated, with the exception of Murano which comes with clear laminated backing glass as standard.



Diamond
Red glass

Diamond
Black glass

Diamond
Frosted glass


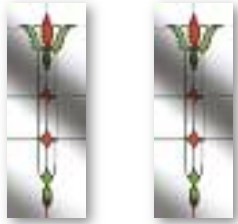
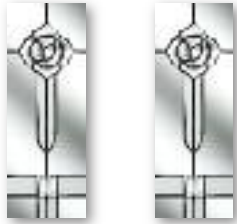

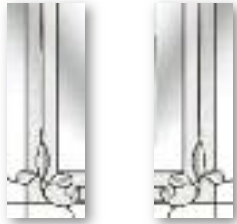

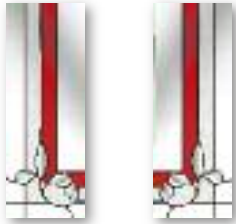
Crystal Harmony
Blue glass

Crystal Harmony
Green glass

Crystal Harmony
Red glass

Crystal Harmony
Black glass

Crystal Harmony
Frosted glass



Crystal Inspiration
Red glass

Crystal Inspiration
Black glass

Crystal Inspiration
Frosted glass

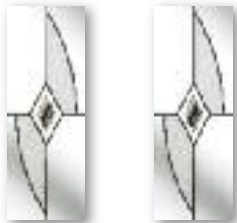
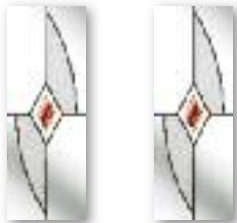
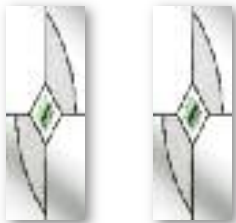
Crystal Diamond

Crystal Flower

Fleur

English Rose

Mackintosh Rose



Fusion Eclipse
Green glass

Fusion Eclipse
Red glass

Fusion Eclipse
Black glass

Murano
Blue glass

Murano
Green glass

Murano
Red glass


Murano
Black glass

Bevelled and Coloured
GLASS DESIGNS MAGNUM 9




Magnum 9
 Murano
 Red glass

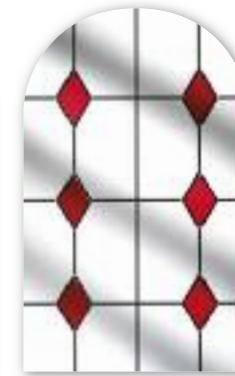
A beautiful option for a front door with its gracefully arched large glazing that allows plentiful light and a full display of decorative glass.



Diamond
 Blue glass



Diamond
 Green glass



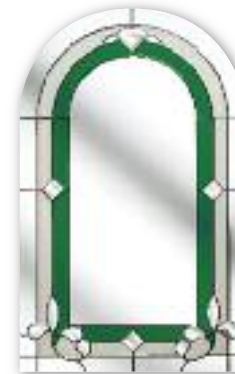
Diamond
 Red glass



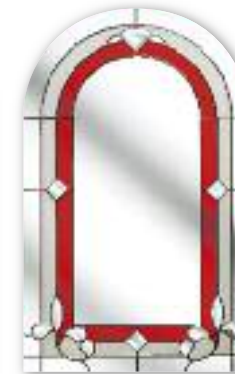
Diamond
 Black glass



Crystal Inspiration
 Blue glass



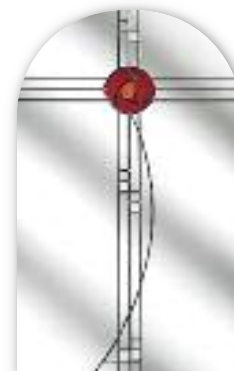
Crystal Inspiration
 Green glass



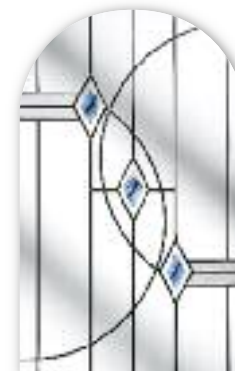
Crystal Inspiration
 Red glass



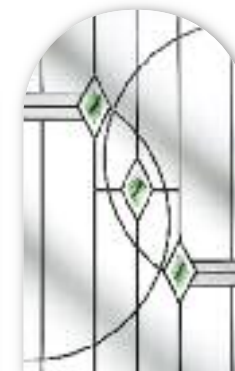
Crystal Inspiration
 Black glass



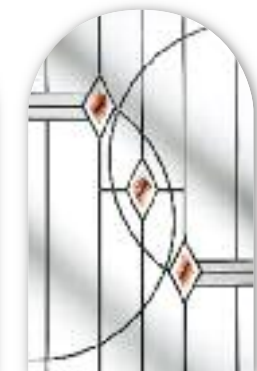
Mackintosh



Fusion Eclipse
 Blue glass



Fusion Eclipse
 Green glass



Fusion Eclipse
 Red glass

Units will be supplied with Stippolyte obscure backing glass unless otherwise stated, with the exception of Murano which comes with clear laminated backing glass as standard.



Diamond
Frosted glass



Crystal Harmony
Blue glass



Crystal Harmony
Green glass



Crystal Harmony
Red glass



Crystal Harmony
Black glass



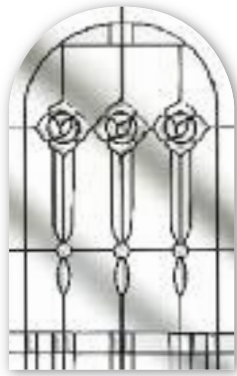
Crystal Harmony
Frosted glass



Crystal Inspiration
Frosted glass



Crystal Diamond



Crystal Flower



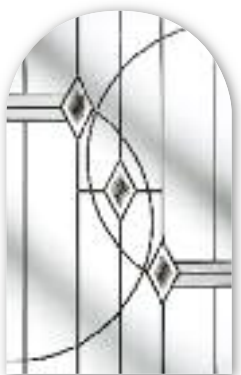
Fleur



English Rose



Mackintosh Rose



Fusion Eclipse
Black glass



Murano
Blue glass



Murano
Green glass



Murano
Red glass




Murano
Black glass




Magnum 9 with Crystal Harmony frosted glass

Bevelled and Coloured GLASS DESIGNS MAGNUM 10 & 34


Magnum 10
Fusion Eclipse
Blue glass



Diamond
Blue glass




Diamond
Green glass




Diamond
Red glass




Diamond
Black glass



Crystal Inspiration
Blue glass



Crystal Inspiration
Green glass



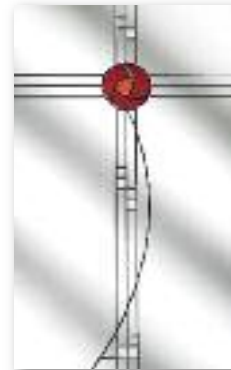
Crystal Inspiration
Red glass



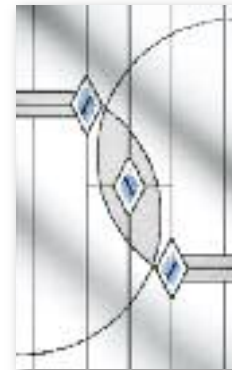
Crystal Inspiration
Black glass

Magnum 34
Crystal Inspiration
Green glass

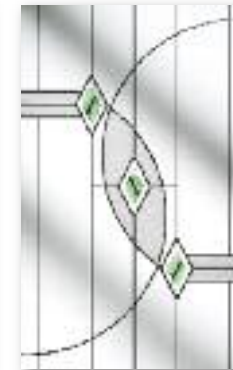
Ever popular as a front or back door option, providing excellent light and space for decorative glass to be displayed.



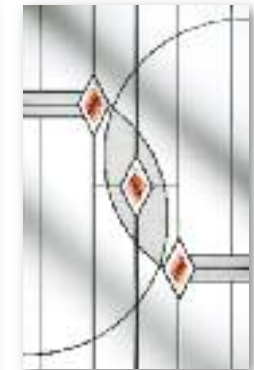
Mackintosh



Fusion Eclipse
Blue glass




Fusion Eclipse
Green glass



Fusion Eclipse
Red glass

Units will be supplied with Stippolyte obscure backing glass unless otherwise stated, with the exception of Murano which comes with clear laminated backing glass as standard.



Diamond
Frosted glass



Crystal Harmony
Blue glass




Crystal Harmony
Green glass




Crystal Harmony
Red glass




Crystal Harmony
Black glass



Crystal Harmony
Frosted glass



Crystal Inspiration
Frosted glass



Crystal Diamond



Crystal Flower



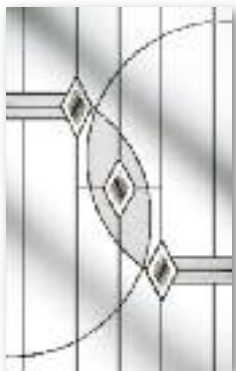
Fleur



English Rose



Mackintosh Rose



Fusion Eclipse
Black glass



Murano
Blue glass



Murano
Green glass



Murano
Red glass



Murano
Black glass



Magnum 10 with Mackintosh Rose glass

Bevelled and Coloured GLASS DESIGNS MAGNUM 24 & 32

Magnum 24
Diamond
Black glass



Magnum 32L & 32R

Fusion Eclipse
Red glass

The planked effect of these doors has always been popular in adding an aged feel to a property. However, utilising a number of small windows gives a more contemporary feel, especially when combined with any of our patterned or decorative glass.

Units will be supplied with Stippolyte obscure backing glass unless otherwise stated, with the exception of Murano which comes with clear laminated backing glass as standard.



Diamond
Blue glass



Diamond
Green glass



Diamond
Red glass



Diamond
Black glass



Diamond
Frosted glass



Crystal Diamond



Crystal Harmony



Crystal Flower



Fleur



Mackintosh



Fusion Eclipse
Blue glass



Fusion Eclipse
Green glass



Fusion Eclipse
Red glass



Fusion Eclipse
Black glass



English Rose



Murano
Blue glass



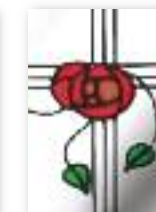
Murano
Green glass



Murano
Red glass



Murano
Black glass



Mackintosh
Rose


Bevelled and Coloured
GLASS DESIGNS MAGNUM 11 & 33

Magnum 11
 Crystal Harmony

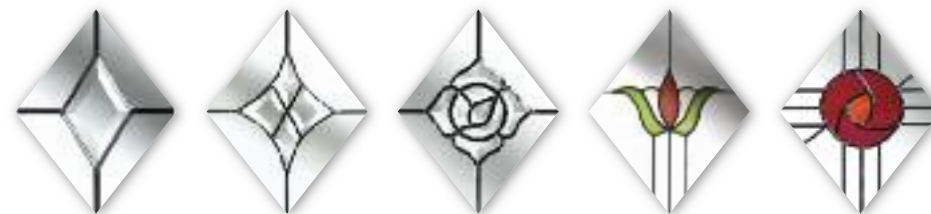


Magnum 33
 Fleur


A traditional cottage style door with appealing diamond shaped glazing to display small but exquisitely designed patterned or decorative glass at its best.




Diamond Blue glass Diamond Green glass Diamond Red glass Diamond Black glass Diamond Frosted glass



Crystal Diamond Crystal Harmony Crystal Flower Fleur Mackintosh



Fusion Eclipse Blue glass Fusion Eclipse Green glass Fusion Eclipse Red glass Fusion Eclipse Black glass



Murano Blue glass Murano Green glass Murano Red glass Murano Black glass

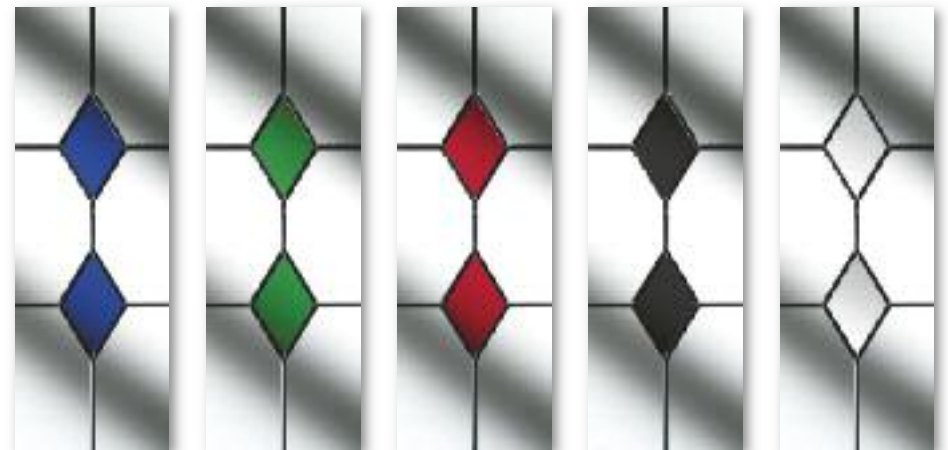

Bevelled and Coloured
GLASS DESIGNS MAGNUM 27

Magnum 27R
 Murano
 Blue glass



Magnum 27L
 Diamond
 Frosted glass

The choice of patterned or decorative glass can give this contemporary door a very modern and edgy look to both left and right options.



Diamond
 Blue glass

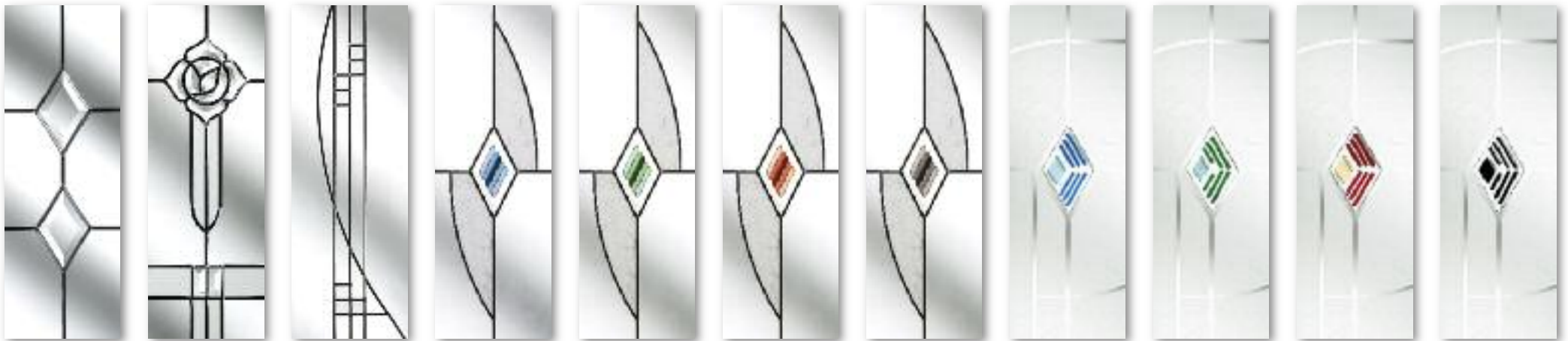
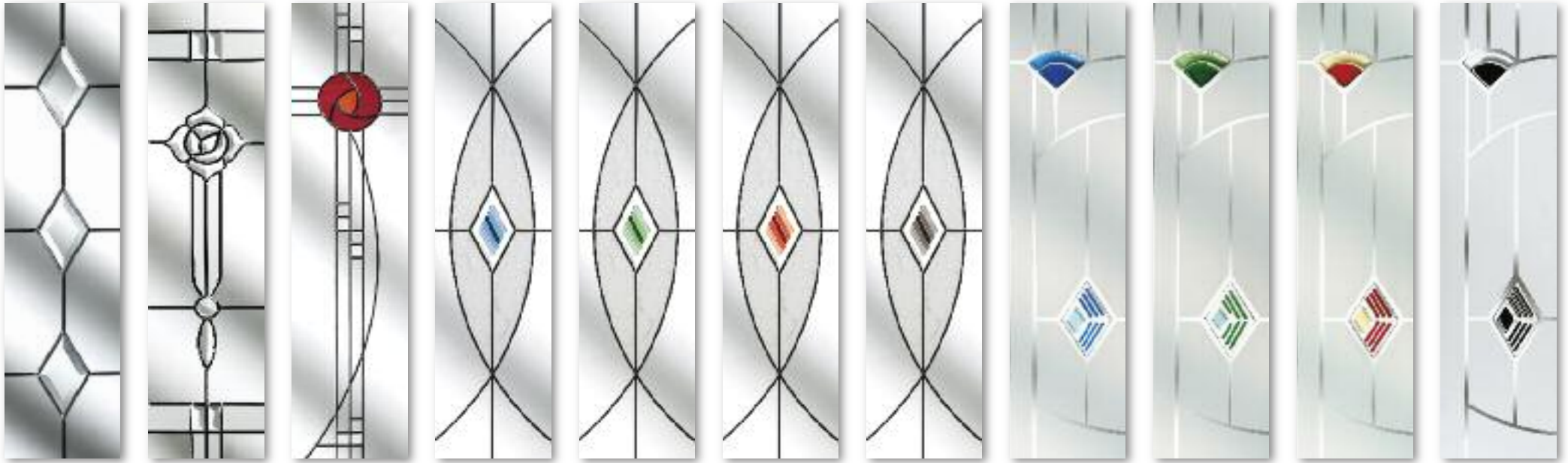
Diamond
 Green glass

Diamond
 Red glass

Diamond
 Black glass

Diamond
 Frosted glass

Units will be supplied with Stippolyte obscure backing glass unless otherwise stated, with the exception of Murano which comes with clear laminated backing glass as standard.



Crystal Diamond

Crystal Flower

Mackintosh

Fusion Eclipse
Blue glass

Fusion Eclipse
Green glass

Fusion Eclipse
Red glass

Fusion Eclipse
Black glass

Murano
Blue glass

Murano
Green glass

Murano
Red glass

Murano
Black glass

Bevelled and Coloured GLASS DESIGNS MAGNUM 16



Magnum 16
Mackintosh Rose

A charming, 'tongue and groove' planked effect cottage style door with a very traditional small, centrally aligned window. Highly suitable for these patterned or decorative glazing options.

Units will be supplied with Stippolyte obscure backing glass unless otherwise stated, with the exception of Murano which comes with clear laminated backing glass as standard.



Diamond
Blue glass



Diamond
Green glass



Diamond
Red glass



Diamond
Black glass



Diamond
Frosted glass



Crystal Diamond



Crystal Harmony
Blue glass



Crystal Harmony
Green glass



Crystal Harmony
Red glass



Crystal Harmony
Black glass



Crystal Harmony
Frosted glass



English Rose



Fusion Eclipse
Blue glass



Fusion Eclipse
Green glass



Fusion Eclipse
Red glass



Fusion Eclipse
Black glass



Murano
Blue glass



Murano
Green glass



Crystal Flower



Fleur



Mackintosh Rose



Mackintosh



Murano
Red glass



Murano
Black glass

Your choice of
SOLID DOORS MAGNUM 1, 15 & 18



Magnum 1



Magnum 15



Magnum 18

When light is not so important and you just want a solid door, then the three options here offer a great choice. The traditional 6 panelled design of the **Magnum 1**, or the **Magnum 15**, the smart 4 panelled option, both look equally at home on an older property or a more contemporary dwelling. As an alternative, the **Magnum 18** has a homely, 'tongue and groove' finish that makes it ideal for either a front or a back door.

Plain and Patterned
BACKING GLASS MAGNUM 6, 12 & 13



Magnum 6



Magnum 12



Magnum 13



These three doors can feature a glazed unit with a solid internal grid. So when your eye glances across the glazed panel, you don't see the inside of a glazing cassette, you see the effect that you would get if you had several separate pieces of glass. The **Magnum 13** is only available in the ever-popular white, whereas the **Magnum 6** and **Magnum 12** are available in the full range of colour options. All are suitable for plain or the complete range of patterned glazing shown on the page opposite.

Our choice of 16 glass patterns admirably suit all of our doors and can be a charming and cost-effective alternative to decorative glazing, for either your front or back door. With varying levels of obscurity, all are also used as backing glass matched to most of our decorative and coloured glazing options.



Frosted opal



Stippolyte




Cotswold



Chantilly



Digital



Autumn




Minster



Everglade



Mayflower



Charcoal sticks



Florielle



Oak



Contora



Taffeta



Pelerine



Warwick

Your choice of matching
SIDELIGHTS MAGNUM 1, 2, 3, 4, 5 & 14



Magnum 3 with Murano blue glass

For customers who wish to have a single or pair of sidelights that truly match their Consort Magnum composite door, we offer a composite sidelight solution with all the benefits of the composite door – colour, style, security, sound and heat insulation.

Made to last and great looking, sidelights allow for increased lighting while still maintaining a high level of privacy and add yet another unique perspective to the entrance of any home.

With the exception of Crystal Inspiration and Mackintosh Rose, all the glass ranges featured in this brochure on pages 8 – 11 are suitable for matching sidelights for Magnum 2, 3, 4, 5 and 14 only. Available in white only on the inside but in all standard and contemporary colours on the outside.

The matching sidelights maintain the consistency of the classic four panel design of the **Magnum 3**, probably the most popular style and one which would grace any home. Totally suitable for the many decorative glass designs shown on pages 10 and 11.

As an alternative, the arched effect of the **Magnum 4** gives a softer yet still traditional look, which adds yet another dimension to the extensive decorative glass range available.

Subtly different again is the **Magnum 5**, with the smooth, flowing lines of eyebrow glazing, giving a sophisticated yet adventurous edge, which provides a different aspect to viewing the decorative glass.

A strong, appealing yet traditional look that lets the design of decorative glass flow through from the lower to higher level, providing an attractive ensemble to the 6 panel **Magnum 14** door, enhanced by the outstanding glass selection shown on pages 8 and 9.

Alternatively, for more privacy you may prefer the more closed option to match the **Magnum 2**, or the solid option to match **Magnum 1**.

Because all of our glass is made bespoke in the UK using only genuine Pilkington obscure glasses, every door can be delivered with a matching obscure side panel. These are available as full height single or double glass sidelights within the PVCu frame, as narrow as 125mm to a maximum height of 2,100mm.

In addition, three of our decorative options can be translated into a matching sidelight design. These are available in any patterned glass or plain glass, in combination with the Diamond, Crystal Diamond and Crystal Harmony decorative options.



Magnum 3
Fleur



Magnum 4
Diamond
Blue glass



Magnum 5
Fusion Eclipse
Black glass



Magnum 14
Murano
Green glass



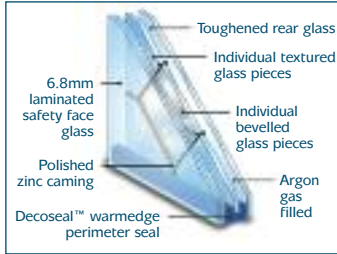
Magnum 2
Mackintosh



Magnum 1

Bevelled and Textured GLASS DESIGNS FOR TRIPLE GLAZED DOORS

Our triple glazed decorative units come in three outstanding designs and provide the ultimate in high performance heat and sound insulation, with toughened/laminated glass outer panes and black Decoseal™ warmedge perimeter sealant. Triple glazing ensures the protection of the decorative centre pane, preventing oxidisation of the zinc coming and keeping the intricate glass designs clean and dust free. A wipe over the smooth glass outer pane is all it takes to keep your glass clean and sparkling.



All three ranges are suitable for use with matching composite sidelights as shown on pages 26 and 27. Alternatively, if you would like to maximise the amount of light in your hallway, why not consider our complementary glass sidelights or toplights using the feature glass from your chosen decorative panel.

Elegance

Create a timeless and truly stunning visual statement. Fluid lines, generous curves and inspirational design combine with extraordinary craftsmanship to produce an outstanding focus for your home.

Patterned feature glass: Glue Chip.

Abstract

A rich visual symphony for the senses, this contemporary design pays homage to Picasso and modern art. If you want to make a unique style statement, you'll love the Abstract range. This free flowing combination of straight lines, curves, dazzling bevels and utilising an eclectic mix of textured glass will sparkle with the ever changing light.

Patterned feature glass: Kasumi.

Prairie

Simplicity, balance and exceptional quality. The purity of this linear range draws its inspiration from Frank Lloyd Wright, one of America's greatest architects. Hints of cubism come together with leading edge glass technology to create a wonderful multi-textured finish and a surprisingly contemporary design.

Patterned feature glass: Glue Chip.



Magnum 9 with Elegance glass



Magnum 3 and composite sidelight with Abstract glass



Magnum 3 with Prairie glass and complementary sidelight



Glue Chip feature glass



Kasumi feature glass



Magnum 2
Elegance glass



Magnum 3
Elegance glass



Magnum 4
Elegance glass



Magnum 7
Elegance glass



Magnum 8
Elegance glass



Magnum 9
Elegance glass



Magnum 10 & 34
Elegance glass



Magnum 14
Elegance glass



Magnum 16
Elegance glass



Magnum 24
Elegance glass



Magnum 27L & 27R
Elegance glass



Magnum 35
Elegance glass



COMPLEMENTARY GLASS SIDELIGHT

Magnum 3
Complementary Glue Chip feature glass sidelight



Magnum 2
Abstract glass



Magnum 3
Abstract glass



Magnum 4
Abstract glass



Magnum 7
Abstract glass



Magnum 8
Abstract glass



Magnum 9
Abstract glass



Magnum 10 & 34
Abstract glass



Magnum 14
Abstract glass



Magnum 16
Abstract glass



Magnum 24
Abstract glass



Magnum 27L & 27R
Abstract glass



Magnum 35
Abstract glass



COMPLEMENTARY GLASS SIDELIGHT

Magnum 14
Complementary Kasumi feature glass sidelight



Magnum 2
Prairie glass



Magnum 3
Prairie glass



Magnum 4
Prairie glass



Magnum 7
Prairie glass



Magnum 8
Prairie glass



Magnum 9
Prairie glass



Magnum 10 & 34
Prairie glass



Magnum 14
Prairie glass



Magnum 16
Prairie glass



Magnum 24
Prairie glass



Magnum 27L & 27R
Prairie glass



Magnum 35
Prairie glass



Magnum 16
Complementary Glue Chip feature glass sidelight

