



**CANOYPRODUCTS**  
QUALITY IS OUR TRADITION



The mark of  
responsible forestry

**bw f**

**TIMBER PRODUCTS**  
CANOPY PRODUCT CATALOGUE  
**2017**



  
**CANOPYPRODUCTS**  
QUALITY IS OUR TRADITION





## WELCOME TO CANOPY PRODUCTS

Established in 1964 by Alan Scaife on a foundation of long-term customer partnerships based on the highest standards of craftsman quality and exceptional service. From humble beginnings, making its first Gallows bracket in 1973 the Company enjoyed growth to quickly become the market leader in stocked timber Gallows brackets and Canopies. 2001 saw the launch of the first website with enquiries from Europe and America.

2008 saw the widening of the product offering in that Glass fibre and our engineering side developed our current range of metal post supports. The company became limited in 2002 and Canopy Products was born.

2015 proves exciting in that we have become an accredited manufacturer of Accoya and our first products launched via our new website. In addition a fitting service has been established. We have invested in our first apprentice to ensure the craftsmanship is retained for future generations.

The Canopy Products principle of becoming the first-choice supplier to fully satisfy customer requirements has enabled us to offer a range of building products to a growing number of customers including blue-chip organisations, major house builders right through to start-ups and one man businesses. We now offer a comprehensive nationwide service of over 200+ stocked building products delivered next day.

We are extremely proud of the team spirit here at Canopy, and we extend this approach to our relationships with clients. Excellent customer service has been rewarded by exceptional customer loyalty. Customer satisfaction is the key to our success and we are proud of our ability to deliver a wide range of building solutions on time and on budget to the highest standards. We take pride in that all our products are manufactured in the UK ensuring we monitor the quality.



# Standard Canopy Products

Canopy Products produce stock products to the building Industry on a contract and next day basis. With a 7 day turnaround on bespoke joinery products, we can help bring the finishing touches to your building projects.



# Paul Taylor

## Sales Director

The Canopy Products principle of becoming the first-choice supplier to fully satisfy customer requirements has enabled us to offer a range of building products to a growing number of customers including blue-chip organisations, major house builders right through to start-ups and one man businesses.

We now offer a comprehensive nationwide service of over 200+ stocked building products delivered next day.

*Paul Taylor*

# STANDARD CANOPY PRODUCTS

## STOCK PRODUCTS DISPATCHED THE SAME DAY.

- DISCOUNTS APPLY FOR BULK ORDERS/TRADE.
- TERMS, PRO FORMA INVOICE, CHEQUE WITH ORDER, PAY PAL OR CREDIT CARD.
- THE GOODS AND A V.A.T. INVOICE WILL BE DISPATCHED ON RECEIPT OF PAYMENT.
- ALL OUR WOOD PRODUCTS ARE NOW TREATED WITH AN INDUSTRIAL WOOD PRESERVATIVE AS DEFINED IN BS/EN 335-1:1994. THE PRODUCT PROTECTS THE WOOD SURFACE AGAINST WOOD DESTROYING AND WOOD DISCOLOURING FUNGI AND SATISFIES THE PERFORMANCE REQUIREMENTS OF EN599-1. THIS ALLOWS THE PRODUCT TO BE STAINED/PAINTED ON SITE.
- S.W.L. IS THE SAFE WORKING LOAD FOR EACH PRODUCT
- PRICES ARE EXCLUDING PACKING, CARRIAGE AND V. A. T. PLEASE TELEPHONE FOR CARRIAGE COSTS. IF THE PRODUCT YOU NEED IS NOT LISTED, WE CAN MAKE IT TO YOUR SPECIFICATION
- OUT OF STOCK ITEMS SEVEN-DAY DISPATCH.
- CANOPY PRODUCTS HAS BEEN ABLE TO MAKE AND SELL FSC® CERTIFIED PRODUCTS SINCE 2010. TIMBER PRODUCTS PRE-FIXED "F" ARE FSC CERTIFIED (FSC® C005564).

WE ACCEPT



# STANDARD GALLOWS BRACKETS



CODE	HIGH	PROJECTION	SIZE OF HEAD & UPRIGHT	SIZE OF BRACE	BEVELLED EDGE	S.W.L. k.g.	KG	EX WORKS PRICE
	mm	mm	mm				£	
FGS0	400	300	75 x 50	75 x 50	Yes	119	1.5	27.00
FGS1	590	550	75 x 50	75 x 50	Yes	144	2.6	32.32
FGS2	750	700	75 x 50	75 x 50	Yes	122	4	44.50
FGS2/TW	660	660	75 x 50	75 x 50	Yes	122	4	43.00
FGS3	800	800	100 x 50	100 x 50	Yes	193	4.5	58.43
GS4	500	450	75 X 50	75 x 50	Yes	141	2	29.50
FGS7	750	600	100 X 50	100 x 50	Yes	193	4	42.44
FGS9	750	750	100 X 75 Head 100 X 50 Upright	100 x 50	Yes	216	8	58.70
FG1	450	300	EX 75 X 75	EX 75 X 50	Yes	187	2	42.50
FG2	500	350	EX 75 X 75	EX 75 X 50	Yes	199	2	42.87
FG3	900	750	EX 75 X 75	EX 75 X 50	Yes	157	4	58.43
FG4	900	900	EX 75 X 75	EX 75 X 50	Yes	186	5	60.55
FG5	600	600	EX 75 X 75	EX 75 X 50	Yes	150	3.5	50.67
FG6	600	450	EX 75 X 75	EX 75 X 50	Yes	154	3	38.93
FG7	800	577	EX 75 X 75	EX 75 X 50	Yes	154	4	50.75
FG10	450	450	EX 75 X 75	EX 75 X 50	Yes	111	3.5	27.85
FG11	1000	1000	EX 100 X 75	EX 100 X 75	Yes	267	10.5	66.34

Check website for stock.

# STANDARD GALLOWS BRACKETS

CODE	HIGH	PROJECTION	SIZE OF HEAD & UPRIGHT	SIZE OF BRACE	BEVELLED EDGE	S.W.L. k.g.	KG	EX WORKS PRICE
	mm	mm	mm				£	
FSG32/T	825	750	100 x 75	100 x 75	Yes	296	8.5	75.30
FSG34/T	970	900	100 x 75	100 x 75	Yes	322	11	88.37
FG35/T	600	550	100 x 75	100 x 75	Yes	231	5	66.00
GH/TA	980	900	75 x 75 head	75 x 50 (brace & upright)	No	131	8	69.00



FSG32/T



FSG34/T



FSG35/T



GH/TA

Check website for stock.

# STANDARD GALLOWS BRACKETS



CODE	HIGH	PROJECTION	SIZE OF HEAD & UPRIGHT	SIZE OF BRACE	BEVELLED EDGE	S.W.L. k.g.	KG	EX WORKS PRICE
	mm	mm	mm					£
L30	1135	650	75 x 50	75 x 50	Yes	145	3.5	41.76
L30S	1135	650	75 x 50	100 x 50	Yes	101	4	41.87

## STAINED GALLOWS BRACKETS

MSL/40/S	1422	680	75 x 75	75 x 50	Yes	100	7	49.90
----------	------	-----	---------	---------	-----	-----	---	-------

MSL/40/S this product has been (in house) mechanically tested to ascertain the safe working load; a copy of the test report is available on request

FMSL/45/S	1595	700	75 x 75	100 x 50	Yes	166	8	52.60
-----------	------	-----	---------	----------	-----	-----	---	-------

## ARCHED GALLOWS BRACKETS

FMSL45/T	1595	700	75 x 75	200 x 50	No	181	8	62.06
MSL55/T	1900	700	75 x 75	200 x 50	No	150	9.5	89.73



L30



L30S



MSL/40/S



FMSL/45/S



FMSL45T

S5T



# STANDARD GALLOWS BRACKETS

CODE	HIGH	PROJECTION	SIZE OF HEAD & UPRIGHT	SIZE OF BRACE	BEVELLED EDGE	S.W.L. k.g.	KG	EX WORKS PRICE
	mm	mm	mm					£
FSG12/T	400	300	75 x 50	100 x 50	Yes	135	1.5	41.12
FSG17/T	500	450	75 x 50	125 x 50	Yes	111	2	47.34
FSG100/3T	700	600	100 x 50	150 x 50	Yes	133	3.75	51.93
FSG28/T	900	750	100 X 50	200 x 50	Yes	151	7	66.50
FG100/3T	1060	900	100 x 75	200 x 50	Yes	167	11	79.93



The brace on the G100/3T is set at 45° and has a return lambs tongue mould to the foot of the upright. And a return ovlo, Scotia mould to the outer end of the head



FG100/3T



FSG100/3T



FSG12/T

# STANDARD GALLOWS BRACKETS



CODE	HIGH	PROJECTION	SIZE OF HEAD & UPRIGHT	SIZE OF BRACE	BEVELLED EDGE	S.W.L. k.g.	KG	EX WORKS PRICE
	mm	mm	mm					£
FSG9/T	400	300	75 x 50	100 x 50	Yes	121	1.5	33.63
FSG100/7T	700	700	100 x 50	150 x 50	Yes	145	5	51.22
FSG100/8T	600	550	100 x 50	125 x 50	Yes	134	4	40.59
FSG100/9T	900	750	100 x 50	150 x 50	Yes	208	6	47.90
FG100/T	800	700	100 x 50	175 x 50	Yes	284	6	67.83



SG9/T



FSG100/7T

FSG100/8T

FSG100/9T



FG100/T

# STANDARD GALLOWS BRACKETS

CODE	HIGH	PROJECTION	SIZE OF HEAD & UPRIGHT	SIZE OF BRACE	BEVELLED EDGE	S.W.L. k.g.	KG	EX WORKS PRICE
	mm	mm	mm					£
FSG6/T	780	600	75 x 75	200 x 50	No	91	5	64.04
FGS15/T	950	700	75 x 75	200 x 50	No	76	7	94.43
FSG20/T	590	500	75 x 75	150 x 50	No	176	4	57.99
FSG29/T	1110	1000	100 x 75	200 x 50	No	164	9	97.96
FSG31/T	1000	850	100 x 75	225 x 50	No	150	8	89.56
SG33/T	490	450	75 X 75	150 X 50	No	83	3.5	54.33
FSG19/T	380	380	50 X 50	125 x 50	Yes	44	1	44.36
FCT/1	300	230	75 X 50	200 x 50	No	151	1.5	22.54
CL/2	680	470	150 x 100	335 x 75	No	389	13	84.41
CL/3	400	300	100 x 75	200 x 50	No	210	6	56.13



FSG6/T



SG19/T



CT/1



CL/2

# STANDARD GALLOWS BRACKETS



SG23/T



ALL SAME DESIGN



FSG125/12T/13T



GS4

CODE	HIGH	PROJECTION	SIZE OF HEAD & UPRIGHT	SIZE OF BRACE	BEVELLED EDGE	S.W.L. k.g.	KG	EX WORKS PRICE
	mm	mm	mm				£	
SG23/T	540	540	100 x 75	150 x 65	Yes	165	6	54.34
FSG100/10T	800	800	100 x 75	150 x 50	Yes	191	10.5	72.27
FSG100/11T	1000	1000	100 x 75	200 x 50	Yes	351	11	87.23
FSG100/13T	700	700	100 x 75	150 x 50	Yes	163	11	55.36
FSG100/14T	600	550	100 X 50	125 x 50	Yes	117	3.5	68.69
FSG100/16T	380	280	75 X 50	100 x 50	Yes	153	2.5	29.50

## HEAVY DUTY GALLOWS BRACKET

The Heavy duty products are constructed with a twin mortise and tenon joint to the head and upright intersection, single mortise and tenon joints to the brace ends all the joints are pegged with oak dowels.

FSG125/12T	1200	1200	125 X 100	175 x 75	Yes	273	22	167.48
FSG125/13T	1200	1200	125 x 100	175 x 75	Yes	273	22	167.48

## HEAVY DUTY GALLOWS BRACKETS

FHU/1B	750	560	150 X 100	225 X 100	Yes	368	13	156.82
FHU/2B	1040	850	150 X 100	220 x 100	Yes	369	16.5	186.87
FHU/3B	1190	1000	150 X 100	255 x 100	Yes	364	19	248.99

The FHU/B range are constructed from engineered timber (glue laminated) for extra stability and strength, with a twin mortise and tenon joint to the head and upright intersection, single mortise and tenon joints to the brace ends all the joints are glued and pegged with oak dowels.

# GALLOWS BRACKET FIXING SLEAVE & THRU BOLTS

CODE	LENGTH	HOLE SIZE	SIZE OF THREAD	TENSILE LOAD kN	SHEAR LOAD kN	EX WORKS PRICE
	mm	mm	mm			
THRU BOLT PLATED	140	13	M12	8.1	8.9	1.30
THRU BOLT PLATED	120	11	M10	8.1	9.9	0.91
THRU BOLT PLATED	105	12.5	M12	8.1	9.9	0.84
THRU BOLT PLATED	80	9	M8	4.3	3.8	0.62
SS THRU-BOLT	80	10	M10	75 x 50	316 A4 STAINLESS STEEL	3.26
SS/POZI FLANGE	32	4	M4	75 x 50	316 A4 STAINLESS STEEL	0.15

THE SS/THRU-BOLT IS SUITABLE FOR CONCRETE WITH MINIMUM STRENGTH OF 20N.MM SQUARED

## SLEAVE ANCHORS

SA/160/10	160	10	7	?	?	0.64
SA/100/10	100	10	7	?	?	0.46
SA/C	0.03	12	7	?	?	0.05

## GALLOWS BRACKET RESIN ANCHOR, NUT WASHER, BOLT & CAPSUL

RA/SET	160	14	M12	1.5	1.5	3.15
RA/SET/2	130	10	M10	1.2	1.2	2.85
RA/SET/3	200	18	M16	4.0	4.0	4.51

## MACHINE & HAND TURNED CAPS

CAPS 25mm	8	25mm	AUTOMATIC MACHINE TURNED CAPS FOR M10 TO M12 FIXINGS			0.15
CAPS 35mm	12	35mm	HAND TURNED CAPS FOR M16 FIXINGS			4.66

OAK MUSHROOM AND DISC HEAD BOLT HOLE CAP TO FIT ALL THE ABOVE HEX HEAD FIXINGS

## STAINLESS STEEL WIRE GUY LINKS

GUYL/1	1000	6	6	330	0.75	99.04
GUY/L/2	1200	6	6	330	0.85	99.82
GUY/L/EYE	20	5	6	330	0.1	4.48

OAK MUSHROOM AND DISC HEAD BOLT HOLE CAP TO FIT ALL THE ABOVE HEX HEAD FIXINGS



THRU-BOLT 120mm x M10



THRU-BOLT 100mm x M12



# STANDARD CRUCIFORMS



CODE	WIDE	HIGH	SIZE OF POST & RAIL/SECTION		STOP BEVELLED	KG	EX WORKS PRICE
	mm	mm	mm				£
CF/1	1850	2000	EX 100 x75		Yes	13	85.00
			<b>POST</b>	<b>CURVED TIE RAIL</b>			
CF/3	1115	1400	EX 75 x 75	EX 125 x 50	Yes	6	125.00
CF/4	1900	1595	EX 75 X 75	EX 135 x 50	Yes	7	138.00

## DECORATIVE GABLE FEATURE

GHC	-	1100	75 X 50	PLATED WITH TURNED BALL		14	51.15
-----	---	------	---------	-------------------------	--	----	-------

HALF LAP JOINTS TO FIT A 40° PITCH ROOF (CAN BE CUT DOWN TO FIT OTHER PITCHES) WITH 9mm PLYWOOD PLATES AND TURNED BALL

## DECORATIVE GABLE FEATURE

CW1	342	150 x 50	PROFILED	-		0.8	11.02
CW2	622	150 x 50	PROFILED	-		2.2	14.35
CW3	589	200 x 65	PROFILED	-		2.3	21.93
CW4	874	200 x 65	PROFILED	-		3.75	23.67



CF/1



CF/4



GH/CRUCIFORM/2690



CW1

CW2

CW3

CW4

# STANDARD TURNED FINIALS

CODE	HIGH	BODY	SECTION	BEVELLED EDGE	KG	EX WORKS PRICE
	mm	mm	mm			£
FTF/2	1010	710	75 x 75	Yes	3	35.92
FTF/3	900	570	75 x 75	Yes	2	31.47
FTF/6	700	370	75 x 75	Yes	1.75	29.50
FTF/7	800	470	75 x 75	Yes	1.75	30.10
FTF/4	700	300	100 x 100	Yes	1.5	38.60
FTF/5	900	490	100 X 100	Yes	3	44.36
FTF/8	1000	600	100 X 100	Yes	3.5	53.74
FTF/9	1200	730	100 X 100	Yes	4.5	57.50
TF/10	1350	930	100 X 100	Yes	6	69.01

## TURNED SPINDLES

TS	400	-	50 X 50	Turned	0.25	6.50
----	-----	---	---------	--------	------	------

The ends of the spindle are turned to fit a 20mm hole

## STANDARD TURNED FINIALS

TF/RR	840	470	100 X 100	Yes	2	37.93
-------	-----	-----	-----------	-----	---	-------

FINIALS RANGE AVAILABLE IN ACCOYA®



FTF/2



FTF/7



FTF/5



TS



TF/10



TF\_RR

# STANDARD DENTILS & CORBALS



GO/2250

GO/2400

CODE	LENGTH/ HEIGHT	SECTION	PROFILE	KG	EX WORKS PRICE
------	-------------------	---------	---------	----	-------------------

## STANDARD DENTILS

	mm	mm			£
D1	300	EX 100 x 100	CROSS GRAIN MOULDED	1.1	8.87
D2	450	EX 100 x 100	CROSS GRAIN MOULDED	2	11.40
FD3	150	EX 75 x 50	CROSS GRAIN MOULDED	0.5	6.27
D4	250	EX 200 x 100	PROFILE WITH THE FOOT PLANTED	3.5	13.30
D5	275	EX 75 x 50	PROFILED & PRIMED	0.38	7.49

## STANDARD CORBALS

FC7	635	EX 225 x 75	PROFILED	6.5	46.69
C8	385	EX 225 x 75	PROFILED	4	17.75

## GREEN OAK STOP BEVELLED POSTS

GOP2250	2250	EX 150 x 150	STOP BEVELLED	70	175.63
GOP2400	2400	EX 150 x 150	STOP BEVELLED	90	187.34



# STOP BEVELLED POSTS

CODE	HEIGHT	SECTION	BEVEL	KG	EX WORKS PRICE
	mm	mm			£
FP1	2100	EX 100 x 100	STOP BEVELLED	11	57.00
FP2	1600	EX 100 x 100	STOP BEVELLED	9	45.28
FP4	1400	EX 100 x 100	STOP BEVELLED	7.5	40.62
FP5 HALF POST	1500	EX 100 x 50	STOP BEVELLED	3.75	26.48
FP6	1200	EX 100 x 100	STOP BEVELLED	6.5	27.96
FP8 HALF POST	1800	EX 100 x 50	STOP BEVELLED	4	33.97
FP9	1800	EX 100 x 100	STOP BEVELLED	10	49.94
FP10	2400	EX 100 x 100	STOP BEVELLED	12	63.92

POST RANGE AVAILABLE IN ACCOYA®



## TURNED POSTS

FTP1 TURNED POST	1700	EX 100 x 100	TURNED	8	61.21
FTP2 TURNED POST	1800	EX 100 x 100	TURNED	10	78.93
FTP3 TURNED POST	1500	EX 100 x 100	TURNED	10	52.15
FTP4 TURNED POST	1650	EX 100 x 100	TURNED	10	59.95
FTP5 TURNED POST	1800	EX 100 x 100	TURNED	9	85.59

POST RANGE AVAILABLE IN ACCOYA®



# ASHWORTH CANOPY



CODE	O/ALL WIDTH	PROJECTION	HEIGHT ABOVE DOOR HEAD	MAX BRICK OPENING	GALLOWES BRACKET CODE	PITCH	KG	EX WORKS PRICE
	mm	mm	mm					£
ASHWORTH	1690	700	685	1409	FGS2	35°	27	445.00
ASHWORTH 2	1735	700	890	1364	FGS2	45°	28	456.00
ASHWORTH 3	2000	900	800	1600	FG100/1T	35°	30	560.29
ASHWORTH 4	1620	600	895	1290	FGS2	45°	28	370.00
ASHWORTH 6	1400	700	700	1119	FGS2	45°	26	440.00

ALL THE ABOVE ARE PLUS CARRIAGE AND V.A.T.

OPTIONAL FIXING KIT CONSISTS OF 6 No 150mm AND 4 No 100mm x 10mm SLEEVE ANCHORS, 18 No TILE BATTENS, SLATERS FELT CEMENT FIBRE SOFFIT BOARDS AND GALVANIZED NAILS 2 No 70mm x 6mm WOOD SCREWS. ASHWORTH £28.00. ASHWORTH 3 £32.00

## ASHWORTH CANOPY

The Ashworth door canopy is a high quality dual pitch softwood joinery product, designed to suit single door openings from 900mm to 1600mm wide. The canopy can receive tiles, slate or felt tiles this design allows the use of ridge tiles. The tiles and lead flashings are not supplied with this product.

### Technical information

The canopy set consists of a pair of gallowes brackets, one king post front truss, two open rear trusses, two plywood soffit boards, two tilt fillets, two sprocket. The sizes quoted are measured from the extreme ends of the fascia boards. Projection 700 mm is the total projection from the wall to the outermost edge of the truss. Protection and number of truss can be varied.

The section of the canopy materials are as follows.

Rafter is ex 100mm x 50mm.

King post is ex 100mm x 50mm.

Tie rail is ex 100mm x 50mm.

Fascia boards ex 225mmx25mm.

Plywood soffits are 9mm Plywood.

Sprockets ex 50mm x 25mm tapered and angled.

Gallowes brackets for the Ashworth 1 & 2 are FGS2 750mm high 700mm projection. Head or beam ex 75mm x 50mm. Upright or post ex 75mm x 50mm. Brace or gibbet ex 75mm x 50mm.

Gallowes brackets for the Ashworth 3 are FG100/3T 1000mm high 900mm projection ex 100mm x 75mm head and upright ex 200mm x 50mm brace or gibbet.

# VICTORIAN GABLE CANOPY SETS

## TO RECEIVE YOUR BATTENS FELT AND TILES

THESE SETS CONSIST OF A PAIR OF FSG6/T, FSG15/T OR FSG29/T GALLOWS BRACKETS, A FRONT DECORATIVE TRUSS, WITH A BALL AND FINIAL, ONE OR TWO REAR OPEN TRUSSES, FASCIA BOARDS, SOFFITS IN 9mm PLYWOOD AND SPROCKETS.



VCS/1-25 RANGE



VCS/CAN/SET RANGE

CODE	O/ALL WIDTH	PROJECTION	HEIGHT ABOVE DOOR HEAD TO RIDGE	MAXIMUM BRICK OPENING	PITCH	KG	EX WORKS PRICE
	mm	mm	mm	mm			£
VCS/1	1590	570	540	1125	35°	36	324.00
VCS/2	1590	700	540	1125	35°	37	356.50
VCS/15	1590	1000	540	1125	35°	50	366.50

CODE	O/ALL WIDTH	PROJECTION	HEIGHT ABOVE DOOR HEAD TO RIDGE	MAXIMUM BRICK OPENING	PITCH	KG	EX WORKS PRICE
	mm	mm	mm	mm			£
VCS/1890/CAN/SET/2	1890	600	655	1420	35°	38	332.00
VCS/1890/CAN/SET/3	1890	700	655	1425	35°	50	394.75
VCS/1890/CAN/SET/4	1890	1000	655	1420	35°	58	459.59

All the above prices exclude packing, carriage and VAT.

OPTIONAL FIXING KIT CONSISTS OF 6 No 150mm AND 4No 100mm x 10mm SLEEVE ANCHORS 8 No TILE BATTENS, SLATERS FELT CEMENT FIBRE SOFFIT BOARDS AND GALVANIZED NAILS

2 No 70mm x 6mm WOOD SCREWS. PRICES VCS/1 £25.00, VCS/2 £30.00, VCS/3 £28.00, VCS/14 £36.00, VCS/15 £38.00, VCS/16 £31.00, VCS/17 £40.00, VCS/18 £42.00, VCS/19 £36.00, VCS/24 £38.00 AND VCS/25 £40.00.

# GEORGIAN CANOPIES & SPLAY BAY ROOFS

## HIPPED MONO PITCH CANOPIES

SINGLE OR DOUBLE HIP, HANDED, VARIABLE PITCH MADE TO YOUR REQUIREMENTS FROM £450.00



AS DELIVERED TO SITE  
1800mm long 1100mm deep  
£650.00 EX WORKS



DOUBLE HIP CARCASS, FASCIA & SOFFIT  
2200mm x 700mm  
FROM £695.00 EX WORKS  
OTHER SIZES AVAILABLE TO ORDER



FINISHED PRODUCT

VAC-VAC TREATED TIMBER, WORKSHOP FABRICATED CANOPIES

## GEORGIAN CANOPIES AND SPLAY BAY ROOFS TO RECEIVE LEAD OR LEAD LOOK G.R.P. MADE TO ORDER CONTACT US



GEORGIAN CANOPY.  
CODE GCL  
1550mm WIDE x  
630mm PROJECTION  
FROM £650.00 EX  
WORKS



GEORGIAN 45° SPLAY BAY ROOF. CODE GGBR.  
2150mm WIDE OPENING x 600mm PROJECTION FROM  
£850.00 EX WORKS

# PERIOD CANOPY SETS

## CANOPY SETS DESIGNED TO ALLOW THE USE OF RIDGE TILES

THE COLCHESTER AND TURTON CANOPY SETS ARE BOTH 500mm PROJECTION, TO RECEIVE YOUR BATTENS AND TILES. THE SET CONSISTS OF TWO FSG20/T GALLOWS BRACKETS, ONE DECORATIVE FRONT FRAME, ONE REAR OPEN TRUSS, 9mm PLYWOOD SOFFITS, TILE AND TAPPER FILLETS.

### COLCHESTER CANOPY SET



CODE	O/ALL WIDTH	PROJECTION	HEIGHT ABOVE DOOR HEAD TO RIDGE	MAXIMUM BRICK OPENING	PITCH	KG	EX WORKS PRICE
	mm	mm	mm	mm			£
PCS/CCS/3	1855	700	908	1282	45°	42	492.64

The PCS/CCS/3 uses FG 100/T gallows brackets the PCS/CCS/4 uses the FSG20/T.  
PLUS PACKING & CARRIAGE COSTS AND V.A.T.

### TURTON CANOPY SET



CODE	O/ALL WIDTH	PROJECTION	HEIGHT ABOVE DOOR HEAD TO RIDGE	MAXIMUM BRICK OPENING	PITCH	KG	EX WORKS PRICE
	mm	mm	mm	mm			£
T1	1680	500	600	1220	35°	27	355.00
T2	1680	500	600	1220	35°	28	370.00

The T2 has a full turned finial; please see the Edgeworth canopy on page 22.  
PLUS PACKING & CARRIAGE COSTS AND V.A.T.

#### EXTRA PROJECTION IS AVAILABLE AS A SPECIAL ORDER

OPTIONAL FIXING KIT CONSISTS OF 6 No 150mm AND 4 No 100mm X 10 mm SLEEVE ANCHORS, 18 No TILE BATTENS, SLATERS FELT CEMENT FIBRE SOFFIT BOARDS AND GALVANIZED NAILS 2 No 70mm X 6mm WOODSCREWS. PRICES T/1 £23.00, T/2 £30.00, PCS/3 £28.00 AND PCS/4 £36.00

# PERIOD CANOPY SETS

CANOPY SETS ARE ALL 45° PITCH TO RECEIVE YOUR BATTENS AND TILES. THE SET CONSISTS OF TWO FSG20/T GALLOWS BRACKETS, ONE DECORATIVE FRONT FRAME, ONE REAR OPEN TRUSS, (TWO REAR OPEN TRUSSES FOR THE PCS/H4) 9mm PLYWOOD SOFFITS, TILT AND TAPPERFILLETTS THE HOLCOMBE 4 USES EX 100 X 50 RAFTERS AND FSG15/T GALLOWS BRACKETS.

## HOLCOMBE 1



## HOLCOMBE 2, 3, 4 & 5



CODE	O/ALL WIDTH	PROJECTION	HEIGHT ABOVE DOOR HEAD TO RIDGE	MAXIMUM BRICK OPENING	PITCH	KG	EX WORKS PRICE
	mm	mm	mm	mm			£
PCS/H1	1340	500	650	910	45°	24	369.00

CODE	O/ALL WIDTH	PROJECTION	HEIGHT ABOVE DOOR HEAD TO RIDGE	MAXIMUM BRICK OPENING	PITCH	KG	EX WORKS PRICE
	mm	mm	mm	mm			£
PCS/H2	1680	500	810	1244	45°	28	451.27
PCS/H3Mk2	1510	500	740	1084	45°	26	447.26
PCS/H4	2200	700	1070	1654	45°	64	597.00
PCS/H5	1870	500	915	1390	45°	30	462.00

Please note the PCS/H4 and PCS/H5 have wider rafters and tie rails, finish size 94mm, The King posts are 75mm x 75mm. The PCS/H3 Mk2 has a stand off finials.

OPTIONAL FIXING KIT CONSISTS OF 6 No 150mm AND 4No 100mm x 10mm SLEEVE ANCHORS 18 No TILE BATTENS, SLATERS FELT CEMENT FIBRE SOFFIT BOARDS AND GALVANIZED NAILS 2 No 70mm x 6mm WOOD SCREWS. PRICES PCS/1 £23.00, PCS/2 £30.00, PCS/3 £28.00, PCS/4 £36.00 AND PCS/5 £34.00.

ALL THE ABOVE ARE PLUS CARRIAGE AND V.A.T.

# PERIOD CANOPY SETS

CANOPY SETS ALL 45° PITCH 1340mm AND 1680mm WIDE 505mm PROJECTION, TO RECEIVE YOUR BATTENS AND TILES THE SETS CONSISTS OF TWO GALLOWS BRACKETS, ONE DECORATIVE FRONT FRAME, ONE REAR OPEN TRUSS, 9mm PLYWOOD SOFFITS, TILT AND TAPPER FILLETS

## EDGEWORTH CANOPY SET



CODE	O/ALL WIDTH	PROJECTION	HEIGHT ABOVE DOOR HEAD TO RIDGE	MAXIMUM BRICK OPENING	PITCH	KG	EX WORKS PRICE
	mm	mm	mm	mm			£
PCS/E1	1340	505	650	910	45°	24	294.00
PCS/E3	1510	505	740	1084	45°	26	301.74

## WALMERSLEY CANOPY SET



CODE	O/ALL WIDTH	PROJECTION	HEIGHT ABOVE DOOR HEAD TO RIDGE	MAXIMUM BRICK OPENING	PITCH	KG	EX WORKS PRICE
	mm	mm	mm	mm			£
PCS/W1	1340	505	650	910	45°	24	294.00
PCS/W2	2195	700	1050	1050	45°	34	547.00
PCS/W3	1510	505	740	1084	45°	26	301.74

OPTIONAL FIXING KIT CONSISTS OF 6 No 150mm AND 4No 100mm x 10mm SLEEVE ANCHORS  
18 No TILE BATTENS, SLATERS FELT CEMENT FIBRE SOFFIT BOARD AND GALVANIZED NAILS 2 No 70mm x 6mm WOODSCREWS.  
PRICES PCS/1 £23.00, PCS/2 £30.00, PCS/3 £28.00 AND PCS/4 £36.00.

ALL THE ABOVE + CARRIAGE AND V.A.T.

# PERIOD CANOPY SETS

## RIVINGTON

CANOPY SETS ALL 45° PITCHES. TO RECEIVE YOUR BATTENS AND TILES  
THE SETS CONSISTS OF TWO FSG6/T OR FSG20/T GALLOWS BRACKETS, ONE DECORATIVE FRONT FRAME,  
ONE REAR OPEN TRUSS, 9mm PLYWOOD SOFFITS, TILT AND TAPER FILLETS

PCS/R1/MkII



PCS/R3/MkII



CODE	O/ALL WIDTH	PROJECTION	HEIGHT ABOVE DOOR HEAD TO RIDGE	MAXIMUM BRICK OPENING	PITCH	KG	EX WORKS PRICE
	mm	mm	mm	mm			£
PCS/R1/MkII	1340	505	650	910	45°	25	246.00
PCS/R4	2200	600	1085	1710	45°	34	597.00

CODE	O/ALL WIDTH	PROJECTION	HEIGHT ABOVE DOOR HEAD TO RIDGE	MAXIMUM BRICK OPENING	PITCH	KG	EX WORKS PRICE
	mm	mm	mm	mm			£
PCS/R3/MkII	1510	505	740	1084	45°	27	301.74
PCS/R2/MkII	1870	700	914	1400	45°	33	555.06

OPTIONAL FIXING KIT CONSISTS OF 6 No 150mm AND 4No 100mm x 10mm SLEEVE ANCHORS 18 No TILE BATTENS, SLATERS FELT CEMENT FIBRE SOFFIT BOARDS AND GALVANIZED NAILS 2 No 70mm x 6mm WOOD SCREWS. PRICES PCS/1 £23.00, PCS/2 £30.00, PCS/3 £28.00 AND PCS/4 £36.00.

The stand off finial design has been adopted on some dual pitch canopies to allow the use of ridge tiles.



# PERIOD CANOPY SETS

CANOPY SETS THE CROSSOVER IS 42° PITCH & THE VENTNOR IS 45° PITCH. THE CANOPY SETS ARE BUILT TO RECEIVE YOUR BATTENS AND TILES. THE SETS CONSISTS OF TWO FGS7 GALLOWS BRACKETS, ON THE CROSSOVER OR FSG6/T ON THE VENTNOR, ONE DECORATIVE FRONT FRAME, ONE REAR OPEN TRUSS, 9mm PLYWOOD SOFFITS, TILT AND TAPER FILLETS.

## CROSSOVER



## VENTNOR



CODE	O/ALL WIDTH	PROJECTION	HEIGHT ABOVE DOOR HEAD TO RIDGE	MAXIMUM BRICK OPENING	PITCH	KG	EX WORKS PRICE
	mm	mm	mm	mm			£
PCS/CO	1700	600	830	1400	42°	40	370.00



CODE	O/ALL WIDTH	PROJECTION	HEIGHT ABOVE DOOR HEAD TO RIDGE	MAXIMUM BRICK OPENING	PITCH	KG	EX WORKS PRICE
	mm	mm	mm	mm			£
VENTNOR	1706	648	755	1140	45°	44	552.26

OPTIONAL FIXING KIT CONSISTS OF 6 No 150mm AND 4No 100mm x 10mm SLEEVE ANCHORS 18 No TILE BATTENS, SLATERS FELT CEMENT FIBRE SOFFIT BOARDS AND GALVANIZED NAILS 2 No 70mm x 6mm WOOD SCREWS. PRICES ARE PCS/CO £27.00, VENTNOR £30.00.

ALL THE ABOVE + CARRIAGE AND V.A.T.



**DOWNLOAD OUR PRODUCT CATALOGUES TO SEE OUR FULL RANGE OF PRODUCTS**



# DUROTILE DOOR CANOPIES

## FELLSMAN CANOPY SET

THE FELLSMAN DOOR CANOPY HAS A REALISTIC TILE EFFECT G.R.P. ROOF FITTED ON TO OUR TRADITIONAL TIMBER CARCASS AND TIMBER L30S GALLOWS BRACKETS TO GIVE THE SHARP DETAIL OF THE TRADITIONAL CRAFTSMAN BUILT JOINERY PRODUCT WITH THE CONVENIENCE OF THE LIGHT WEIGHT GLASS FIBRE FINISHED ROOF, DURABLE AND EASY TO FIX.

AVAILABLE WITH SLATE GREY OR TERRACOTTA RED ROOFS.



FELLSMAN CANOPY SET



NORDEN CANOPY SET

CODE	O/ALL WIDTH	PROJECTION	OVERALL HEIGHT	MAXIMUM BRICK OPENING	PITCH	KG	EX WORKS PRICE
	mm	mm	mm	mm			£
FELL/C/S	1690	730	1280	1400	35°	45	450.00
PCS/N	1350	620	365	1015	990	22	453.86

### OPTIONAL FIXING KIT FOR GRP ROOFED CANOPIES

THE KIT CONSISTS OF 6 No 100mm 10mm SLEEVE ANCHORS 2 No 100mm x 5mm WOOD SCREWS  
PRICE £4.50.

ALL THE ABOVE + CARRIAGE AND V.A.T.

# PERIOD CANOPY SETS/ DUROTILE ROOF CANOPY

## COLTSHALL CANOPY SET

DUAL PITCH CANOPY SET 45° PITCH. TO RECEIVE YOU'RE BATTENS AND TILES. THE SETS CONSISTS OF TWO GS9 GALLOWS BRACKETS, ONE DECORATIVE FRONT FRAME, TWO REAR OPEN TRUSSES, 9mm PLYWOOD SOFFITS, FACIA BOARDS AND TAPER FILLETS.

CODE	O/ALL WIDTH	PROJECTION	HEIGHT ABOVE DOOR HEAD TO RIDGE	MAXIMUM BRICK OPENING	OVERALL HEIGHT	KG	EX WORKS PRICE
	mm	mm	mm	mm			£
PCS/C1	1310	750	750	1090	1500	22	389.50



COLTSHALL CANOPY SET

## OPTIONAL FIXING KIT

CONSISTS OF 6 No 150mm AND 4No 100mm x 10mm SLEEVEANCHORS 18 No TILE BATTENS, SLATERS FELT CEMENT FIBRE SOFFIT BOARDS AND GALVANIZED NAILS 2 No 70mm x 6mm WOOD SCREWS. PRICE £30.00.



ALL THE ABOVE + CARRIAGE AND V.A.T.

# PERIOD CANOPY SETS

## MOORLAND CANOPY FINISHED PRODUCT AS DELIVERED TO SITE



FINISHED ON-SITE  
IMAGE



DELIVERED PRODUCT

CODE	O/ALL WIDTH	PROJECTION	HEIGHT ABOVE DOOR HEAD TO RIDGE	MAXIMUM BRICK OPENING	PITCH	KG	BRACKET	EX WORKS PRICE
	mm	mm	mm	mm				£
FM1	1280 to 1500	750	750	910 to 1164	45°	28	2	284.40
FM2	1500 to 2000	750	750	1164 to 1664	45°	33	2	508.81
FM3	2000 to 2500	750	750	1664 to 2164	45°	38	2	547.00
FM4	2500 to 3000	750	750	2164 to 2664	45°	43	3	571.50
FM5	3000 to 3500	750	750	2664 to 3164	45°	48	3	620.00

## SWAEKLEY CANOPY FINISHED PRODUCT AS DELIVERED TO SITE



DELIVERED PRODUCT



FINISHED ON-SITE  
IMAGE

CODE	O/ALL WIDTH	PROJECTION	HEIGHT ABOVE DOOR HEAD TO RIDGE	MAXIMUM BRICK OPENING	PITCH	KG	BRACKET	EX WORKS PRICE
	mm	mm	mm	mm				£
FSW/1	1280 to 1500	750	750	910 to 1164	45°	28	2	304.50
FSW/2	1500 to 2000	750	750	1164 to 1664	45°	33	2	469.00
FSW/3	2000 to 2500	750	750	1664 to 2164	45°	38	2	507.00
FSW/4	2500 to 3000	750	750	2164 to 2664	45°	43	3	608.00
FSW/5	3000 to 3500	750	750	2664 to 3164	45°	48	3	709.00

### OPTIONAL FIXING KIT

CONSISTS OF 6 No 150mm 10mm SLEEVE ANCHORS 10 No TILE BATTENS, SLATERS FELT, CEMENT SOFFIT BOARDS AND GALVANIZED NAILS 2 No 70mm x 6mm WOOD SCREWS STARTING FROM £27.00.

ALL THE ABOVE + CARRIAGE AND V.A.T.

# DALESMAN DOOR CANOPIES

DALESMAN G.R.P. SLATE EFFECT ROOF,

OUR UNIQUE INTEGRAL GUTTER DRAINS THE RAINWATER TO THE EDGES OF THE CANOPY TO DISCHARGE.  
AVAILABLE WITH SLATE GREY OR TERRACOTTA RED ROOFS.



DALESMAN DECK AND BRACKETS IN BASE COAT STAIN TO RECEIVE YOUR FELT, BATTENS AND SLATE OR TILES.



OPTIONAL FIXING KIT FOR ABOVE CANOPY

CODE	O/ALL WIDTH	PROJECTION	DEEP	MAXIMUM BRICK OPENING	PITCH	KG	EX WORKS PRICE
	mm	mm	mm	mm			£
FDC/1GRP	1500	700	650	1164	35°	27	423.80

#### OPTIONAL FIXING KIT FOR GRP ROOFED CANOPIES

THE KIT CONSISTS OF 6 No 100mm 10mm SLEEVE ANCHORS 2 No 100mm x 5mm WOOD SCREWS  
PRICE £4.50 DC/1GRP.

CODE	O/ALL WIDTH	PROJECTION	DEEP	MAXIMUM BRICK OPENING	PITCH	KG	EX WORKS PRICE
	mm	mm	mm	mm			£
FDC/1BC	1500	700	650	1164	35°	27	288.42
FDC/2BC	1500 to 2000	700	650	1664	35°	35	340.55
FDC/3BC	2000 to 2500	700	650	2164	35°	42	444.55
FDC/4BC	2500 to 3000	700	650	2664	35°	53	561.55
FDC/5BC	3000 to 3500	700	650	3164	35°	60	608.55

THE KIT CONSISTS OF 6 No 100mm 10mm SLEEVE ANCHORS 9 No TILE BATTENS, SLATERS FELT CEMENT FIBRE SOFFIT BOARDS 2 No 100mm x 5mm WOOD SCREWS AND GALVANIZED NAILS.  
PRICES £23.00 DC/1BS £25.00 DC/2BC £30.00 DC/4BC £35.00 DC/5BS...

ALL THE ABOVE + CARRIAGE AND V.A.T.

# PERIOD CANOPY SETS

## ASHTON A3 & A6

THE ASHTON 3 IS A TRADITIONAL TIMBER CARCASS, WITH DUMMY CORBEL BRACKETS, MOULDED ARCHITRAVE AND PLYWOOD SOFFIT AND DECK.

THE ROOF IS A G.R.P. LEAD LOOK FABRICATION THAT IS QUICK TO FIT AND LOW MAINTENANCE.

THE CARCASS HAS AN OPEN BACK TO RECEIVE TWO GALVANISED STEEL BRACKETS THAT FIX TO THE OUTSIDE OF THE OUTER COURSE OF BRICKWORK.

THE CARCASS FITS OVER THE BRACKETS AND LOCATES ON LUGS ON THE ENDS OF THE BRACKETS. THE G.R.P. ROOF SLIDES UP TO THE WALL AND LOCATES ON STEEL PINS (FABRICATED INSIDE THE FLANGE) INTO PRE-DRILLED HOLES IN THE TIMBER CARCASS.



CODE	O/ALL WIDTH	PROJECTION	DEEP	MAXIMUM BRICK OPENING	KG	EX WORKS PRICE
	mm	mm	mm	mm		£
FA3	1490	700	225	1164	42	675.21
FA6	1490	450	225	1164	39	463.49

## ASHTON A4 & A5

THE SAME CANOPY SET AS THE ASHTON 3 WITHOUT THE G.R.P. LEAD LOOK TOP, BUILT TO RECEIVE LEAD WORK ON SITE BY YOUR CONTRACTOR

CODE	O/ALL WIDTH	PROJECTION	DEEP	MAXIMUM BRICK OPENING	KG	EX WORKS PRICE
	mm	mm	mm	mm		£
FA4	1470	690	220	1164	39	526.00
FAS	1470	440	220	1164	32	306.43



A TRADITIONAL TIMBER AND PLYWOOD CANOPY BUILT TO RECEIVE LEAD WORK ON SITE BY YOUR CONTRACTOR, SUPPLIED WITH A PAIR OF GS4 GALLOW BRACKETS

CODE	O/ALL WIDTH	PROJECTION	DEEP	MAXIMUM BRICK OPENING	KG	EX WORKS PRICE
	mm	mm	mm	mm		£
SAD 1	1352	547	119	1030	19	302.15



# WILMSLOW CANOPIES

## WILMSLOW CANOPIES 1 & 2



CODE	O/ALL WIDTH	PROJECTION	DEEP	MAXIMUM BRICK OPENING	KG	EX WORKS PRICE
	mm	mm	mm			£
W1	1470	690	225	1164	53	576.41
W2	1470	440	225	1164	35	318.00

THE WILMSLOW 1 & 2 ARE TRADITIONAL TIMBER CARCASSES, WITH DUMMY CORBEL BRACKETS, MOULDED CARCASS AND A RCHITRAVE AND PLYWOOD SOFFIT AND DECK. THE ROOF IS TO RECEIVE YOUR LEAD BEATEN ON SITE. THE CARCASS HAS AN OPEN BACK TO RECEIVE TWO GALVANISED STEEL BRACKETS THAT FIX TO THE OUTSIDE OF THE OUTER COURSE OF BRICKWORK. THE CARCASS FITS OVER THE BRACKETS AND LOCATES ON LUGS ON THE ENDS OF THE BRACKETS.

## WILMSLOW CANOPIES 3 & 4



CODE	O/ALL WIDTH	PROJECTION	DEEP	MAXIMUM BRICK OPENING	KG	EX WORKS PRICE
	mm	mm	mm			£
W3	1490	700	225	1164	57	724.74
W4	1490	450	225	1164	39	470.72

THE WILMSLOW 3 & 5 ARE TRADITIONAL TIMBER CARCASSES, WITH DUMMY CORBEL BRACKETS, MOULDED CARCASS AND A RCHITRAVE AND PLYWOOD SOFFIT AND DECK. THE ROOF IS A G.R.P. LEAD LOOK FAB RICATION THAT IS QUICK TO FIT. THE CARCASS HAS AN OPEN BACK TO RECEIVE TWO GALVANISED STEEL BRACKETS THAT FIX TO THE OUTSIDE OF THE OUTER COURSE OF BRICKWORK. THE CARCASS FITS OVER THE BRACKETS AND LOCATES ON LUGS ON THE ENDS OF THE BRACKETS. THE G .R.P. ROOF SLIDES UP TO THE WALL AND LOCATES ON STEEL PINS (FABRICATED INSIDE THE FLANGE) INTO PRE-DRILLED HOLES IN THE TIMBER CARCASS.



# OVER-LAYED LEAD LOOK G.R.P. ROOF FABRICATIONS

BUILT TO YOUR INDIVIDUAL REQUIREMENTS.



**BAY WINDOW LOW  
FALL GSC-B-R**

LOW FALL, LEAD-LOOK, G.R.P SQUARE OR SPLAY BAY ROOFS BUILT FROM TIMBER JOISTS WITH PLYWOOD SKIN MADE TO YOUR REQUIREMENTS

PRICE ESTIMATE £220 PM BASED ON A 700MM PROJECTION



**SPLAYBAY WINDOW ROOF  
PLL/133/S/B/R/**

GEORGIAN, LEAD-LOOK, SQUARE G.R.P. BAY ROOF BUILT ON PLYWOOD FORMERS AND PLYWOOD SKIN MADE TO YOUR REQUIREMENTS

PRICE ESTIMATE £550 PM BASED ON A 700MM PROJECTION



**LOW FALL LEAD LOOK SEMI-CIRCULAR  
BAY WINDOW- GSC**

LOW FALL, SEMI-CIRCULAR, LEAD LOOK G.R.P. BAY ROOF EX AMPLE 1678mm DIA. 3000mm LONG 750mm PROJECTION BUILT ON TIMBER JOISTS AND PLYWOOD WITH BLACK UPVC FACIA BOARD AND A PLYWOOD STUBB SOFFIT


FROM £750.00 Ex WORKS



**GEORGIAN CURVED BAY WINDOW/ROOF/CANOPY -  
GLCC/SQ/B/R**

GEORGIAN, LEAD-LOOK, SQUARE G.R.P. BAY ROOF BUILT ON PLYWOOD FORMERS AND PLYWOOD SKIN MADE TO YOUR REQUIREMENTS

PRICE ESTIMATE £500 PM BASED ON A 700MM PROJECTION



**GEORGIAN LEAD LOOK BAY  
ROOF - GLL-135-S-B-R**

GEORGIAN, LEAD-LOOK, SPLAY G.R.P. BAY ROOF BUILT ON PLYWOOD FORMERS AND PLYWOOD SKIN MADE TO YOUR REQUIREMENTS 2400mm WIDE 600mm

PRICE ESTIMATE £400 PM BASED ON A 700MM PROJECTION



**LEAD LOOK GEORGIAN CURVED LOW PITCH BIN  
ROOF/CYCLE SHELTER- GLL-BIN-STORE-R**

GEORGIAN, LEAD-LOOK, FOUR FACET G.R.P. BAY ROOF BUILT ON PLYWOOD FORMERS AND A PLYWOOD SKIN MADE TO YOUR REQUIREMENTS EXAMPLE

PRICE ESTIMATE £600 PM BASED ON A 700MM PROJECTION

Items in **blue** can be made to order and are not in stock

SEE OUR WEB SITE FOR A MORE EXTENSIVE RANGE OF PRODUCTS. [WWW.CANOPYPRODUCTS.CO.UK](http://WWW.CANOPYPRODUCTS.CO.UK)

# STANDARD DESIGN CANOPY PRODUCTS SPECIFICATION

## MATERIAL

ALL WOOD PRODUCTS CONSTRUCTED FROM VthS GRADE SWEDISH RED DEAL UNLESS OTHRWISE STATED.

## JOINTS

STOPPED MORTISE AND TENON GLUE & PINNED.

## FINISH

PLANED ALL ROUND TIMBER. ALL CURVED SURFACES BANDSAWN AND SPINDLE MOULDER PLANNED TO PROFILE. BEVELS 10mm AND 12mm ACROSS THE FLATS. ALL SEEN SURFACES ARE TWICE SANDED (80s GRIT AND 100s GRIT) SANDPAPERS.

## ASSEMBLY

GLUED COMPONENTS HAND ASSEMBLED, PNEUMATICALLY CLAMPED. ALL JOINTS SECURED WITH HEADLESS ALUMINIUM PINS.

## TREATMENT AND PREPERATION

OUR TIMBER PRODUCTS ARE INSPECTED FOR FAULTS, DEAD KNOTS AND SHAKES ARE FILLED USING POLYESTER TWO PACK RESIN FILLER. ALL OUR WOOD PRODUCTS ARE NOW TREATED WITH AN INDUSTRIAL WOOD PRESERVATIVE AS DEFINED IN BS/EN 335-1:1994. THE PRODUCT PROTECTS THE WOOD SURFACE AGAINST WOOD DESTROYING AND WOOD DISCOLOURING FUNGI AND SATISFIES THE PERFORMANCE REQUIREMENTS OF EN599-1. THIS ALLOWS THE PRODUCT TO BE STAINED/PAINTED ON SITE.

## PACKAGING

PRODUCTS BANDED, CORNER PROTECTED AND CLING FILM WRAPPED.

## DELIVERY

NEXT DAY DISPATCH ON ALL STOCK PRODUCTS USING A NATIONAL CARRIER, WITHIN 30 WORKING DAYS FOR LARGE AND SPECIAL PRODUCTS.

## STRUCTURAL SUITABILITY

SAFE WORKING LOADS ARE STATED AND STENCELED ONTO MOST OF OUR STUCTRURAL PRODUCTS, CALCULATIONS SHOULD YOUR APPLICATION. BE OBTAINED TO CHECK THE SUITABILITY OF THE PRODUCT FOR



## Howard Smith

### Operations Director

We are extremely proud of the team spirit here at Canopy, and we extend this approach to our relationships with clients. Excellent customer service has been rewarded by exceptional customer loyalty. Customer satisfaction is the key to our success and we are proud of our ability to deliver a wide range of building solutions on time and on budget to the highest standards. We take pride in that all our products are manufactured in the UK ensuring we monitor the quality.



# STANDARD CANOPY PRODUCTS

**STOCK PRODUCTS DISPATCHED THE SAME DAY.**

- WE RESERVE THE RIGHT TO ALTER WITHOUT NOTICE, THE DIMENSIONS, SECTION, DESIGN OR CONFIGURATION OF ANY OF THE PRODUCTS LISTED IN THIS BROCHURE, IN THE INTEREST OF PRODUCT IMPROVEMENT.
- FOR A FULL RANGE OF PRODUCTS THAT ARE AVAILABLE, CONTACT US FOR A BROCHURE OR DOWNLOAD THEM ONLINE.

Address:  
Canopy Products Ltd  
Paradise Works  
Paradise Street  
Ramsbottom  
Lancashire  
BLO 9BS

Email:  
[sales@canopyproducts.co.uk](mailto:sales@canopyproducts.co.uk)

Website:  
[www.canopyproducts.co.uk](http://www.canopyproducts.co.uk)

Contact:  
Tel: 01706 82 26 65  
Fax: 01706 82 33 33



**WWW.CANOPYPRODUCTS.CO.UK**



