

# flushSASH



Timber Alternative 70mm PVCu Casement Window



STANDARD



6-chamber profile

*Platinum*<sup>®</sup>  
**NRG**

[www.platinumnrg.co.uk](http://www.platinumnrg.co.uk)



WHITE

BLACK

BRIGHT  
CHROME

GOLD

ANTIQU  
BLACK

GRAPHITE

BRIGHT  
BRONZE

ANTHRACITE

A select range of hardware finishes are available to suit contemporary or traditional installations.

### STANDARD FINISHES

#### PlatinumNRG CHAMFERED



Whitegrain



Oak



Rosewood



Oak  
on White



Rosewood  
on White

#### PlatinumNRG SCULPTURED



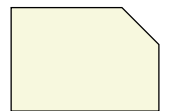
Rosewood



Oak



Black



Cream



Rosewood  
on White



Oak  
on White



Black  
on White



Whitegrain

### ADDITIONAL HARDWARE OPTIONS



Modern  
Monkey-tail  
Handle

Modern  
Tear-drop  
Handle

Traditional  
Monkey-tail  
Handle

Traditional  
Tear-drop  
Handle



### OPTIONAL FINISHES

A wide range of woodgrain and coloured-foil options are available for either or both faces or even differing frames and sashes.



Monkey-tail 'dummy' peg-and-stay

# flushSASH



Fusion-welded or optional mechanically-jointed frame

Ultra-low profile glazing gasket means the gasket is almost invisible

Heavy-duty friction stays for top-hung windows.  
Heavy-duty easy-clean/ fire escape friction stays for side-hung windows

High security, multi-point locking system comprising of roller-cam bolts, twin shoot-bolts and optional hinge bolts

Contemporary or Traditional handles available in a choice of finishes

A choice of either black, white or grey, warm edge spacer bar

High-impact modified PVCu to prevent cracking with age or extreme cold

Internally glazed for enhanced security

Double-glazed unit uses clear SGG Planitherm TOTAL+ energy glass, to achieve maximum amounts of incoming light, and an 'A' Energy Rating

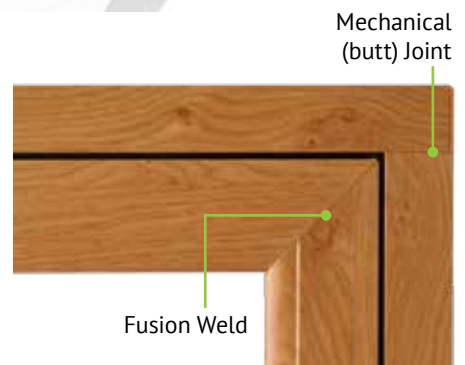
PLEASE NOTE: Due to the design of the flushSASH system, the sashes do not have a night-vent position



Optional **deep bottom rail** recreates the wider timber used across the bottom of the sash on older windows

Standard fusion-welded sash works seamlessly with the optional mechanically-jointed outer frame

Optional Mechanical (butt) Joint




Mechanical (butt) Joint

Fusion Weld

 Platinum<sup>®</sup>  
NRG


## STANDARD EASY-CLEAN HINGES



The Easy-Clean hinges enable the sash to be opened at 90 degrees



By pressing down on the purple button, the sash is released and can slide along its hinge runner



This now gives access to the front of the sash from indoors for cleaning.



### LEAF GLOSS FINISH

Polished finish reduces cleaning and maintenance and retains a cleaner look for longer helping resist airborne pollutants and moulds

### LEAF HIGH TECHNOLOGY

High-tech 6-chamber frame and 4-chamber sash design intelligently uses structural PVCu for high strength

### LEAF CHOICE OF FINISHES

A selection of standard colours or an extensive range of pre-finished foils are available

### LEAF 100% LEAD FREE PVCU

Completely free of poisonous lead stabilisers

### LEAF ENERGY EFFICIENCY

PlatinumNRG is one of the best performing products on the market, taking full advantage of the increased thermal efficiency offered by its 6-chamber frame and 4-chamber sash.

