

New Verso



TOYOTA

ALWAYS A
BETTER WAY

5 year
TOYOTA
WARRANTY

Book a
Test Drive

Your
Dealer

Sign up to our
Newsletter

New Verso – Toyota's new look design meets family functionality.



Contents

- | | | |
|--|----------------------------------|--|
| The New Verso | Safety | Specifications |
| Style | Verso exteriors | Equipment |
| Skyview panoramic roof | Verso interiors | Glossary |
| Versatility | Wheels and trims | Toyota and the environment |
| Technology | Colours | Owning your New Verso |
| Engines | Accessories | |

The bold, stylish family car.

The new Verso stands out with its sharp lines and smooth curves. While fine details such as the use of piano-black and chrome finishing, elegant chrome strips on the upper and lower grille and High Intensity Discharge (HID) headlights* accentuate its dynamic character.

With the choice of 5 or 7 seats, who says practical can't look great?



* Standard on Excel, optional on Icon grade.

Make yourself comfortable.

The new Verso provides the highest level of comfort, quality and sumptuous styling combined with the versatility to adapt your lifestyle.



Skyview – your family’s window to the world.

It’s called Skyview for a good reason. Optional on the new Verso, the Skyview panoramic roof floods the interior with natural light and creates a peaceful and relaxing ambience, arguably one of the greatest luxuries in a car’s interior.




Seriously spacious, cleverly compact.



- 1. Chilled thinking**
Keep your drinks cool in the chilled upper glove compartment*.
- 2. Keeping secrets**
A hidden drawer below the front passenger seat keeps your valuables safe.
- 3. Under-floor storage**
Conveniently located beneath the middle seats, under-floor storage keeps your treasured items safely stowed away.
- 4. More up front**
Keep all your necessities close at hand in the spacious centre console.

* Available on Icon and Excel grades only.



Maximum Verso-tility.

Toyota Easy-Flat seat system

New Verso offers true user-friendly flexibility with the Toyota Easy-Flat seat system available on both 5 and 7 seat Verso. This best-in-class, easy-to-use seating system provides multiple configurations for maximum versatility. Whether you need medium, large or extra large boot capacity, you've got it in moments, because the rear seats fold down in one easy motion. The result is a completely flat surface area and a big load of space.



Under-floor space in the boot increases your storage options (7 seater version only).

7 seat Verso shown



With all seats up Verso can accommodate up to seven people in total comfort with a luggage capacity of 198 litres.



With the third row seats down Verso provides a luggage capacity of 699 litres.



Create a completely flat load floor in seconds providing up to 1696 litres, perfect for bulkier items.

Entertained and connected – get your hands on innovative technology.



Toyota Touch™

Enjoy touch screen audio with connectivity to your portable media players, including iPod® via USB or aux-in, which can also display iTunes album cover art. You can also make calls via the Bluetooth® hands-free mobile phone interface*. What's more, there's a rear-view camera for safer reversing.

Safer reversing

The Toyota Touch™ rear-view camera is for more convenient and safer reversing. The clear colour image on the screen helps you spot hidden hazards and park with ease.

Toyota Touch & Go™

Toyota Touch & Go™ includes a full map navigation system with online local search function, SMS on-screen send/receive, USB-based photo viewing and a range of applications allowing you to do things like locate your nearest parking space, find the cheapest fuel station or check out weather conditions at your destination.

In-car entertainment system⁵

Keep the family smiling with this entertainment system. The 7" screen clips safely into a unique seat-back docking. A second screen, for twin screen viewing, is also available as an option. The system is compatible with DVD, CD, MP3, MP4, WMA and DivX formats, has connectivity for games consoles and both USB and SD card slots.

* Requires compatible Bluetooth®-enabled phone.

Contact your local Toyota Centre for details of the full accessory range.

Feeling adventurous?

The Verso is engineered to deliver a rewarding drive. It combines excellent insulation from noise, vibration and harshness, responsive steering and a rigid body structure that absorbs and dissipates impact energy. Verso also gives you supreme ride comfort with precise, agile handling you wouldn't expect from an MPV.

With optimised aerodynamics, minimised CO₂ emissions and fuel consumption, Verso delivers outstanding environmental performance without compromising the dynamic driving experience.

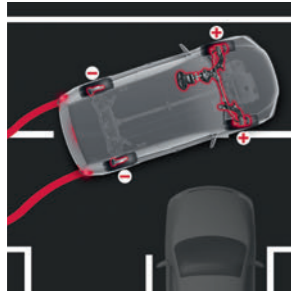


Engine	Power	Fuel consumption*	CO ₂ emissions*	Acceleration	Available on
1.6 Petrol Manual	132 DIN hp	42.8 mpg	154 g/km	11.7 seconds 0-62 mph	Active, Icon
1.8 Petrol Automatic	147 DIN hp	41.5 mpg	159 g/km	11.1 seconds 0-62 mph	Icon, Excel
2.0 Diesel Manual	124 DIN hp	57.6 mpg	129 g/km	11.3 seconds 0-62 mph	Active, Icon, Excel

* Combined cycle. Figures may vary depending on grade.

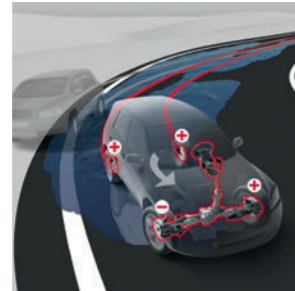
Look after what's precious.

Rest assured, the Verso has class-leading safety. Not surprising when you consider that 7 airbags, ISOFIX seat fittings, Anti-lock Braking System (ABS) with Electronic Brake force Distribution (EBD), Traction Control (TRC), Vehicle Stability Control+ (VSC+), Hill Start Assist Control and Whiplash Injury Lessening (WIL) seats all come as standard.



ABS with EBD

ABS prevents the wheels from locking while braking. EBD complements this by optimising brake force distribution between each wheel to compensate for different loads. Together the two systems help you to maintain steering control when braking heavily.



VSC+

VSC+ helps to maintain stability and prevent skidding when turning sharply or cornering on slippery surfaces. Whenever the start of a skid is detected, it automatically activates individual brakes and controls engine output. In addition, it applies steering assistance to make it easier to get back on course.



The Verso range – exteriors



Active (5 or 7 seats)

Main features

- 16" steel wheels with wheel caps
- Halogen daytime running lights
- Multi-reflector halogen headlights
- Follow-me-home headlights
- Rear combination lights (LED type)
- Front fog lights
- Rear spoiler
- Body-coloured door handles
- Body-coloured, heated and electric door mirrors



Icon (7 seats)

Main features (additional to Active grade)

- 16" machine-faced alloy wheels
- Rear-view parking camera
- Privacy glass
- Retractable door mirrors
- Piano-black lower front grille with chrome detailing
- Chrome surround on front fog lamps



Excel (7 seats)

Main features (additional to Icon grade)

- 17" graphite alloy wheels
- High Intensity Discharge (HID) headlights
- Headlight cleaners
- LED daytime running lights
- Smart entry system
- Rain-sensing wipers
- Dusk-sensing headlights
- Silver roof rails

The Verso range – interiors



Active

Main features

- Tagara blue seat trim
- Manual air conditioning
- Radio/CD with WMA and MP3 and 4 speakers
- Front power windows
- Height-adjustable driver's seat
- Audio switches on steering wheel
- Driver and passenger seatback pockets



Icon

Main features (additional to Active grade)

- Okawa black seat trim
- Toyota Touch™ multimedia with 6 speakers
- Bluetooth® connectivity
- DAB radio
- Rear-view parking camera display
- Dual-zone air conditioning
- Nappa leather steering wheel and gearshift
- Chrome-plated air vents
- Aviation tables (middle row)
- Cruise control
- Fabric armrest on console box
- Cooled upper glove box



Excel

Main features (additional to Icon grade)

- Nakama black seat trim with leather bolsters
- Smart Start System
- Leather armrest on console box and door trim with chrome insert
- Rear window sunshades
- Electrochromatic rear-view mirror



Wheels and trims



16" steel wheels with wheel caps
Standard on Active



16" machine-faced alloy wheels
Standard on Icon



17" graphite alloy wheels
Standard on Excel



16" Levana alloy wheels
Accessory option on Active and Icon grades



16" Podium II - Sterling silver alloy wheels
Accessory option on Active and Icon grades



16" Senica alloy wheels
Accessory option on Active and Icon grades



17" Iroquois alloy wheels
Accessory option on Excel grade only



17" Mohava alloy wheels
Accessory option on Excel grade only



Tagara blue seat trim
Standard on Active



Okawa black seat trim
Standard on Icon



Nakama black seat trim with leather bolsters
Standard on Excel

Colours



040 Pure White



070 Pearl White*



1F7 Tyrol Silver[§]



1G3 Decuma Grey[§]



1H2 Deep Titanium[§]



209 Eclipse Black[§]



3R3 Vermillion Red[§]



8Q4 Lunar Shadow



8T4 Cobalt Blue[§]



8T7 Island Blue[§]

* Pearlescent paint.

[§] Metallic paint.



home



previous



next



index



show menu



print



zoom in



zoom out



save



help


Book a Test Drive 

Your Dealer 

Sign up to our Newsletter 

Accessories for your Verso

Styling options



Side sills
A dash of chrome along the sills to emphasise your car's contours.

Rear chrome trim
Creates a new aspect of visual interest along the boot edge.

Exhaust pipe finisher
Made with a durable chrome finish for long-lasting good looks.

Steel rear bumper protection plate
Great looks with the added benefit of tough paintwork protection.

Real style is in the detail. With a steel rear bumper plate and chromed side sills, exhaust pipe finisher and rear trim, there are plenty of ways to enhance your Verso's sleek flowing lines.



Aluminium scuff plates
Sporty interior styling offering great protection for your car's door sill paintwork.

Alloy wheels
Your choice from five distinctive designs: 16" Levana or Senica in natural alloy; 16" Podium II in sterling silver or; 17" Iroquois or Mohava in natural alloy.

Gear shift
A classic leather with chrome inlay design for manual and automatic transmissions.

The effect is smooth and elegant. There are alloy wheels for the outside, and a bespoke gear shift and aluminium scuff plates for the inside.

Protection and storage options



Side mouldings
The stylish way to protect your car against minor side panel damage.

Boot liner
Made of hard wearing plastic with a non-slip surface for tough carpet protection.

Black rear bumper protection plate
Made of a tough composite material to shield the bumper paintwork.



Door handle protection film
Shaped to fit around the door handle and invisibly guard against scratching.

Mud flaps – front and rear
Custom-shaped to fit the Verso's wheel arches and reduce mud and water spray.

Perfect for day-to-day protection. Mud flaps, side mouldings, a rear bumper plate and door handle film all help maintain your Verso's good looks. Plus there's a waterproof liner to shield the boot carpet.

Ski boxes	Ski & snowboard holders	Luggage box
<p>Large ski box</p> <p>For those big snow holidays Toyota ski boxes have been custom-designed to exactly the right length, shape and capacity for securely carrying all your winter sports accessories.</p> <p>Standard ski box</p> <p>Internal volume: 360 litres. Maximum content weight: 75 kg.[§] Holds 6 pairs of skis.</p> <p>Large ski box</p> <p>Internal volume: 450 litres. Maximum content weight: 75 kg.[§] Holds 8 pairs of skis.</p> <p>Features</p> <ul style="list-style-type: none"> — Weight: 17 kg standard, 21 kg large. — High security three-point locking system. — The central locking system prevents key removal until the box is locked. — Fits square and extruded aluminium Toyota roof rack and Toyota crossbars. — Internal straps for securing the box contents. — Made of colour-fast UV-resistant ABS plastic. 	<p>Large ski & snowboard holder</p> <p>Simply load and go The holders install easily and lock securely onto a Toyota roof rack or Toyota cross bars so you can quickly load skis and snowboards whenever the inspiration takes you.</p> <p>Medium size holder</p> <p>4 pairs of skis or 2 snowboards</p> <p>Large size holder</p> <p>6 pairs of skis or 4 snowboards</p> <p>Features</p> <ul style="list-style-type: none"> — Weight: 3.85 kg medium, 4.85 kg large. — Skis secured between soft rubber for grip and to prevent damage. — Locking system for maximum security. — Fits square and extruded aluminium Toyota roof rack and Toyota crossbars. — Push release for easy opening with gloved hands. — Large holder slides to the car side for easy loading and unloading. 	<p>Large luggage box</p> <p>Just right for families The jackets and dresses, the shorts, shoes and playthings; a Toyota luggage box is perfect to carry all you need for those big family holidays and weekends away.</p> <p>Internal volume: 360 litres. Maximum content weight: 75 kg.[§] Holds 4 medium/large bags.</p> <p>Features</p> <ul style="list-style-type: none"> — Weight: 18 kg. — High security three-point locking system. — The central locking system prevents key removal until the box is locked. — Fits square and extruded aluminium Toyota roof rack and Toyota crossbars. — Internal straps for securing the box contents. — Made of colour-fast UV-resistant ABS plastic.

* Internal measurements shown in brackets.

[§] When installed on your car, the maximum allowable content weight is 75 kg minus the weight of the box and minus the weight of your roof rack.

Accessory pack

This Protection Pack offers your car extra protection, plus if fitted prior to the delivery of your new car, comes with a full 5-year warranty as standard.

1. Rear parking aid system


The Verso is wonderfully easy to park. Even so, when space is tight, you'll find the guidance given by the Toyota parking aid system a big help in avoiding accidental scrapes. These rear parking sensors link to in-car alarms that give a progressively louder warning the closer you get to an obstacle.

2. Black rear bumper protection plate

Made of a tough composite material to shield the bumper paintwork.

3. Boot liner

Durable waterproof plastic with a raised lip and non-slip surface pattern. Ideal for a busy outdoor lifestyle.



In-car entertainment*

In-car entertainment system*

So much fun and so easy to use. The Toyota in-car entertainment system* offers rear seat passengers a world of multi-media entertainment choices. There's compatibility for DVD, CD, MP3, MP4, WMA and DivX formats, connectivity for games consoles, and both USB and SD card slots.

The system master unit with its 7" screen clips safely into a unique seat-back docking device and comes with a remote control and wireless infrared headphones. Options include a second screen for duplicate viewing and an adapter so you can use the system at home or in a holiday chalet.



Child safety

Caring for young passengers needs careful thought. Be assured, with Toyota child restraint seats you have individual options for each age group.

- Baby-safe Plus – from birth up to 13 kg (up to 12/15 months)
- Baby-safe Belted Base – compatible with Baby-safe Plus seat
- Duo plus – from 9 to 18 kg (8 months to 4 years)
- Kid and Kidfix – from 15 kg to 36 kg (4 to 12 years)



Specifications

ENVIRONMENTAL PERFORMANCE	1.6l Valvematic 6-speed Manual	1.8l Valvematic Automatic	2.0 l D-4D 6-speed Manual
Fuel consumption			
Combined driving (mpg)	42.8	41.5	57.6
Urban driving (mpg)	34.0	33.2	47.9
Extra urban driving (mpg)	50.4	48.7	64.2
Recommended fuel grade	95 unleaded petrol or higher	95 unleaded petrol or higher	48 cetane diesel or higher
Fuel tank capacity (litres)	60	60	55
Carbon dioxide, CO₂			
Combined driving (g/km)	154	159	129
Urban driving (g/km)	193	200	154
Extra urban driving (g/km)	131	135	115
Exhaust emissions			
Euro class	Euro 5 B	Euro 5 B	Euro 5 J
Carbon monoxide, CO (mg/km)	437.5	371.7	239
Hydrocarbons, THC (mg/km)	41.2	45.1	–
Hydrocarbons, NMHC (mg/km)	37.5	41.1	–
Nitrogen Oxides, NOx (mg/km)	16.1	9.1	152.5
Hydrocarbons, THC & Nitrogen Oxides, NOx (mg/km)	–	–	169.3
Particulates, PM (mg/km)	–	–	0.79
Noise, drive-by			
(dB(A))	73	73	71.6

The figures for fuel consumption, emissions and noise shown above are derived from tests that each new passenger vehicle must undergo under European law as a condition of being granted European Community whole vehicle type approval. For more information about the tests used to determine a new passenger car's official fuel consumption and CO₂ emissions figures please refer to the following page on the Vehicle Certification Agency's website: www.dft.gov.uk/vca/fcb/the-fuel-consumption-testing-scheme.asp The Vehicle Certification Agency is the national type approval for vehicles in the United Kingdom.

It should be noted that it may not be possible for drivers to achieve consistently the fuel consumption and CO₂ emissions performance figures shown above. This is because it is not possible to replicate in a test environment all the different driving styles and scenarios that a car be subject to in real life. For example, individual driving behaviour and other factors such as the number of passengers, cargo load, weather, traffic flow and vehicle condition will affect a vehicle's fuel consumption and CO₂ emissions performance of a passenger vehicle.

ENGINE	1.6l Valvematic 6-speed manual	1.8l Valvematic Automatic	2.0 l D-4D 6-speed Manual
Number of cylinders	4 in line	4 in line	4 in line
Valve mechanism	16 valve DOHC with Valvematic	16 valve DOHC with Valvematic	16 valve DOHC
Fuel system	Electronic fuel injection	Electronic fuel injection	Common rail Piezo injection
Displacement (cc)	1598	1798	1998
Bore x stroke (mm x mm)	80.5 x 78.5	80.5 x 88.3	86.0 x 86.0
Compression ratio	10.7:1	10.5:1	15.8:1
Maximum power output (DIN hp)	132	147	124
Maximum power output (kW/rpm)	97/6400	108/6400	91/3600
Maximum torque (Nm/rpm)	160/4400	180/4000	310/1800–2400


PERFORMANCE	1.6l Valvematic 6-speed Manual	1.8l Valvematic Automatic	2.0 l D-4D 6-speed Manual
Maximum speed (mph)	115	115	115
0–62 mph (secs.)	11.7	11.1	11.3
Drag coefficient (Cd)	0.29	0.29	0.29

BRAKES	
Front	Ventilated disc
Rear	Drum

SUSPENSION	
Front	MacPherson strut
Rear	Torsion beam

Specifications

DIMENSIONS AND WEIGHTS	1.6i Valvematic 6-speed Manual	1.8i Valvematic Automatic	2.0i D-4D 6-speed Manual
Exterior length (mm)	4460	4460	4460
Exterior width (mm)	1790	1790	1790
Exterior height (mm)	1620	1620 (1670 Excel with roof rails)	1630 (1680 Excel with roof rails)
Front tread (mm)	1540	1540	1540
Rear tread (mm)	1540	1540	1540
Front overhang (mm)	928	928	928
Rear overhang (mm)	752	752	752
Wheelbase (mm)	2780	2780	2780
Gross vehicle weight (kg)	2125	2125	2260
Kerb weight (kg)	1430–1525	1450–1540	1540–1640
Towing capacity with brakes (kg)	1300	1300	1300
Towing capacity without brakes (kg)	450	450	450
Turning circle – tyre (m)	5.4	5.4/5.6*	5.6
Interior length (mm)	1785/ 2385 [§]	1785/ 2385 [§]	1785/ 2385 [§]
Interior width (mm)	1475/ 1520 [§]	1475/ 1520 [§]	1475/ 1520 [§]
Interior height (mm)	1260	1260 (1220 with panoramic roof)	1260 (1220 with panoramic roof)
Luggage compartment	Length	Width	Height
7 seats up (mm)	330	1370	765 [°]
5 seats up (mm)	880	1355	855 [°]
2 seats up (mm)	1575	1430	1130 [°]
VDA luggage capacity**			
7 seats up (litres)	Up to roof	198	
	Up to tonneau cover	155	
5 seats up (litres)	Up to roof	699	
	Up to tonneau cover	440	
2 seats up (litres)	Up to roof	1696	
	Up to tonneau cover	1009	



Widths shown do not include door mirrors.

TYRES & WHEELS

	Active	Icon	Excel
16" steel wheels with wheel caps	●	–	–
16" machine-faced alloy wheels	–	●	–
17" graphite alloy wheels	–	–	●
Tyre repair kit	●	●	●

● = Standard

○ = Optional

– = Not available

* With 17" wheels.

[§] 7-seater.

[°] Deck board removed.

** Total capacity (above and below deck) with tyre repair kit for a 7-seater.

Equipment

EXTERIOR	Active	Icon	Excel
Piano-black licence plate garnish	—	●	●
Chrome-plated front grille	—	●	●
Rear chrome trim	●	●	●
Roof rails	—	○*	●
Rear spoiler	●	●	●
Skyview panoramic roof ⁵	—	○	○
Rain sensor	—	—	●
Dusk sensor	—	—	●
Multi-reflector halogen headlamps	●	●	—
High Intensity Discharge (HID) headlights	—	○*	●
Halogen daytime running lights	●	●	—
LED daytime running lights	—	○*	●
Front fog lamps	●	●	●
Chrome surround on front fog lamps	—	●	●
Headlamp cleaners	—	○*	●
Follow-me-home headlights	●	●	●
Rear combination lamps (LED type)	●	●	●
High mounted stop lamp (LED type)	●	●	●
Body-coloured door handles	●	●	●
Body-coloured, heated and electric door mirrors	●	●	●
Retractable door mirrors	—	●	●
Power and remote door locking	●	●	●
Back door release with push button	●	●	●
Rear-view camera	—	●	●
Intermittent front and rear wipers	●	●	●
Roof antenna	●	●	●
Privacy glass	—	●	●
Green tempered glass	●	—	—

⁵If Skyview is selected, the vehicle will not come with roof rails.

COMFORT	Active	Icon	Excel
Smart Entry & Start System	—	—	●
Front power windows	●	●	●
Rear power windows	—	●	●
Auto up & down function on power windows	●	●	●
Manual headlamp levelling	●	●	—
Automatic headlamp levelling	—	○*	●
Door courtesy lamp	—	—	●
Front and rear personal lamps	●	●	●
Luggage room lamp	●	●	●
Urethane gear shift knob	●	—	—
Leather gear shift knob	—	●	●
Leather door trim with chrome insert	—	—	●
3-spoke urethane steering wheel	●	—	—
3-spoke leather steering wheel	—	●	●
Front and rear assist grips	●	●	●
Driver and passenger sun visors	●	●	●
Rear window sunshade	—	—	●
Door scuff plates	●	●	●
Rear armrest	●	●	●
Chrome-plated air vents	—	●	●
Aviation tables	—	●	●
Manual tilt and telescopic steering wheel	●	●	●
Cruise control	—	●	●
Manual rear-view mirror	●	●	—
Electrochromatic rear-view mirror	—	—	●
Manual air conditioning	●	—	—
Conversation mirror	●	●	●

● = Standard ○ = Optional — = Not available * If Appearance pack is specified. Not available if Skyview panoramic roof is specified.

Equipment

COMFORT	Active	Icon	Excel
Automatic air conditioning	–	●	●
Clean air filter	●	●	●
Rear window defogger	●	●	●
Front 12V power outlet	●	●	●
Rear 12V power outlet	–	●	●
Immobiliser	●	●	●

SEATS	Active	Icon	Excel
Separate rear seats	●	●	●
Rear headrests	●	●	●
Height-adjustable driver's seat	●	●	●
Reclining and sliding front seats	●	●	●

STORAGE	Active	Icon	Excel
Console box	●	●	●
Console box lamp	–	●	●
Double glovebox with lamp	●	●	●
Upper glove box with cooler	–	●	●
Fabric armrest on console box	–	●	–
Leather armrest on console box	–	–	●
Overhead console	●	●	●
Coat hooks	●	●	●
Hooks for luggage-holding belt	●	●	●
Retractable tonneau cover	●	●	●
Driver and passenger seatback pockets	●	●	●
Front and rear door pockets	●	●	●


INFO & AUDIO	Active	Icon	Excel
Toyota Touch™	–	●	●
Toyota Touch & Go™	–	○	○
Audio switches on steering wheel	●	●	●
Voice recognition switch on steering wheel*	–	●	●
Telephone switch on steering wheel	–	●	●
Bluetooth® hands-free system and microphone	–	●	●
Analogue speedometer	●	●	●
Rear-view camera display	–	●	●
4 speakers	●	–	–
6 speakers	–	●	●
Aux-in and USB connectors	●	●	●
Radio and CD player with WMA and MP3 capabilities	●	–	–
DAB	–	●	●

SAFETY	Active	Icon	Excel
Active Safety			
Anti-lock Braking System (ABS) with Electronic Brake force Distribution (EBD)	●	●	●
Traction Control (TRC), Hill-start Assist Control (HAC) and Vehicle Stability Control Plus (VSC+)	●	●	●
Passive Safety			
Supplemental Restraint System (SRS) airbags – 7 airbags	●	●	●
Front passenger airbag on/off-switch	●	●	●
ISOFIX seat fixing	●	●	●
Pre-tensioners and force limiters	●	●	●
Whiplash Injury Lessening (WIL) seats	●	●	●

● = Standard ○ = Optional – = Not available * For use when optional Toyota Touch & Go Plus is purchased.

Glossary

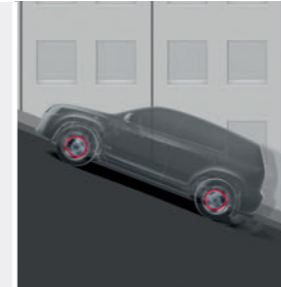
Discover more about the Verso's technology.



Rain sensor
The automatic rain sensor instantly sets the appropriate wiper speed and intervals.




Smart Entry & Start System
Instead of a conventional key, the Smart Entry & Start System features a transmitter that allows you to unlock the doors by pulling the handle and lock them again by pressing a button. To start or stop the engine, simply press the Start/Stop button. All you need to do is carry the Smart Entry key in your pocket or handbag.



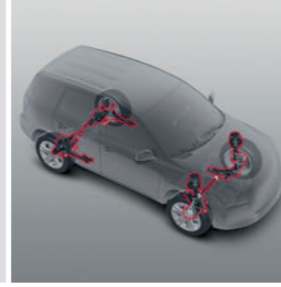
Hill-start Assist Control (HAC)
HAC helps to ensure a smooth start on steep inclines by applying the brakes for up to 2 seconds after the brake pedal is released. This prevents the vehicle from rolling back. It is activated by pushing the brake pedal harder after stopping as long as the transmission shift lever is in any forward gear position.




Pre-tensioners and force limiters
Integral to the front 3-point ELR seat belts, pre-tensioners and force limiters are designed to help avoid injuries to the chest area.



Dusk sensor
The dusk sensor monitors light levels and automatically switches on the headlights when the light is low.



Front and rear suspension
The suspension system on every Toyota has been optimised to balance ride comfort, handling and stability. It features MacPherson strut suspension at the front and torsion beam systems at the rear. Coil springs and shock absorbers offer a precisely calibrated damping force and improve performance even further.




Traction Control (TRC)
If you accelerate too hard and cause the drive wheels to lose grip and begin spinning, TRC will automatically reduce engine power and control brake force to help restore traction.




ISOFIX seat fixing
Seats incorporate special anchor points, including a top tether that helps prevent the seat tipping forward. These provide a safe and convenient way of correctly securing ISOFIX child seats (available from your Toyota dealer).



High Intensity Discharge (HID) headlights
HID headlights use less energy and are more than twice as bright as conventional halogen bulbs. This provides a safer night-time drive, especially in poor weather. These distinctive headlights are equipped with an automatic beam-levelling control to reduce glare.



Supplemental Restraint System (SRS) airbags – 7 airbags
This model is fitted with seven airbags. They include driver's knee airbag, SRS airbags for both driver and passenger, side airbags for the front seats, and SRS curtain shield airbags covering both the front and rear seat passengers.



Whiplash Injury Lessening (WIL) seats
During an impact at lower speeds and particularly from the rear, WIL seats and headrests cushion the head and back. This reduces the risk of whiplash injuries.

Toyota takes great pride in constantly improving environmental performance.



- National sales centres
- Logistics centres – vehicles
- Logistics centres – accessories/spares
- Production sites
- Supporting companies
- Training centres

As a worldwide corporation we aim to be wherever our customers need us, and therefore we have a strong presence in Europe. This shortens delivery distances and results in substantial time savings that are good for you and the environment.

Not represented on this map:
Toyota Caucasus LLP, Union Motors Ltd (Israel), Toyota Motor Kazakhstan LLP.



Designing your car

Each design detail on our vehicles is analysed to ensure the lowest possible environmental impact throughout its life cycle. This meticulous approach has led to an array of innovative features on our cars that contribute to environmental efficiency.

The environmental impact of the Verso 2.0i D-4D compared to the previous model is demonstrated through the complete life cycle with 11% CO₂ (Carbon dioxide), 16% NO_x (Nitrogen Oxide), 10% NMHC (Non-Methane Hydrocarbons), 35% PM (Particulate Matter) and an 8% SO_x (Sulphur Oxide) reduction.

32% less CO₂ used to build a Verso since 2005

Making your car

At Toyota, every effort is made to ensure environmental efficiency throughout the manufacturing process. Since 2005, we have reduced consolidated total CO₂ emissions at Toyota Motor Manufacturing Turkey (TMMT) by 32%.



Getting vehicles and parts to you

Toyota is always looking to employ the most efficient and environmentally friendly logistical and delivery methods.



Selling and servicing your car

We have developed a sustainable retailer programme to reduce energy, water and waste emissions generated across our network. This covers everything from rainwater recycling, introducing additional roof insulation and using renewable energy at new retailers, as well as carrying out energy audits to identify efficiency improvements at existing retailers.

In the design phase Toyota aims for cleaner engines. Thanks to Toyota Optimal Drive we are achieving even more. Every component is optimised to save weight and space, reduce friction



95% of your Verso is recoverable

The end of the road for your vehicle?

Toyota always designs and manufactures its vehicles with an eye on the three Rs: reduce, reuse and recycle. For example, 95% of every Verso is reusable and recoverable, 100% of materials are coded and four heavy metals have been eliminated completely in accordance with 2000/53/EC. In addition, our environmental policy means that we offer Toyota drivers new and innovative ways of returning their old car. For more information visit: www.toyota.eu or contact your local Toyota retailer.

or simply work more efficiently. This delivers lighter, more compact engines and advanced transmissions that help lower emissions and boost fuel economy without compromising on performance.

20-30% less fuel and CO₂

Drive thoughtfully

You could reduce your fuel bill and your CO₂ emissions by around 20–30%.

01. Remove any extra weight and roof load.
02. Plan your route and avoid detours.
03. Avoid using your car for short journeys.
04. Check your tyre pressure regularly.
05. Service your car according to the owner's manual.
06. Shift up gear earlier.
07. Only use air conditioning when necessary.
08. Follow and anticipate traffic flow.
09. Keep your windows closed.
10. Switch off your engine if you have to wait longer than 60 seconds.

Owning your new Verso

On the day you purchase your Verso, your Toyota Centre will present you with the 'Verso Passport'. It's a guide to getting the best out of your Verso and its comprehensive range of features. Of course, your Centre will explain the Verso to you in detail – and always be available should you require any assistance.

Intelligent design

The Verso is designed and engineered to minimise your maintenance costs. There are fewer parts that require servicing and those that do are inherently durable to extend service intervals. Equally important is that Verso technology is made easily accessible so that maintenance labour time can be minimised. These features combine with the highly competitive pricing of Toyota parts to ensure the lowest cost of maintaining your Verso in an ideal working condition.

Toyota quality service

Your Toyota Centre will talk you through the Verso 'Health and Safety' maintenance programme. The programme is very straightforward and designed for your convenience. In effect, your Verso needs a full Health and Safety check, dependent on driving style and conditions, up to once every two years or 20,000 miles (whichever comes first). An intermediate Health and Safety check is necessary every year or 10,000 miles (whichever comes sooner).

5-Year Toyota Warranty

Every new Toyota comes with a 5-year/100,000-mile* manufacturer's warranty, covering your car against the unlikely event of a manufacturing defect causing a mechanical fault. For full details, please ask your official Toyota Centre or visit www.toyota.co.uk/5yearwarranty

Rust and paint defects The warranty also covers surface rust and paint defects appearing on any of the painted body panels as a result of a fault in materials for a period of three years, regardless of mileage.

Corrosion cover The warranty offers 12 years' coverage, regardless of mileage, against perforation of the bodywork (from inside to outside) that develops due to corrosion caused by faults in materials or workmanship.

Extended Warranty

After the initial warranty period has ended, you can extend your warranty until the vehicle is 7 years old – choosing from a range of packages to suit your vehicle and your needs. Our Extended Warranty covers the main component parts of the vehicle[§], meaning that you pay for nothing beyond routine servicing and maintenance, so there are no unexpected bills to pay.

Toyota genuine parts

The Verso is designed to minimise the cost of accident repair. Energy-absorbing elements are built into the bumpers, expensive-to-replace parts are located away from damage zones, and commonly damaged body parts are bolted rather than welded. As a result, the extent of damage is limited and damaged parts are easy to remove, replace or repair. Ultimately, this means very low parts and labour charges.

Added security

The Verso security system withstands the insurance industry's rigorous 5-minute attack test and provides excellent protection. Both the alarm system and engine immobiliser are approved by Europe's major insurance companies.

Toyota accessories

Toyota accessories are designed and manufactured with the same care, quality and attention to detail as Toyota vehicles. Tailor-made for your Toyota, they fit perfectly and add a personal touch of style, comfort and practicality. And because they've been tested under the most severe conditions, you can have complete confidence in their reliability and durability. To add to the reassurance, every genuine Toyota accessory has a 5-year warranty when purchased together with the vehicle[°].

Toyota Roadside Assistance

When you buy a Toyota you automatically receive 12 months' AA Roadside Assistance in the UK and Europe, free of charge. As an owner you will also benefit from specially negotiated offers and promotions on a whole host of exciting leisure and motoring activities. To find out more visit www.toyota.co.uk/owners

Toyota Motor Insurance

Toyota Motor Insurance is available for Toyota owners at competitive premiums. To obtain details of the benefits included and to arrange a quotation, please contact your local Toyota Centre or call 0800 350 500.

Toyota Approved Used Car Scheme

All Toyota Approved Used vehicles come complete with a pre-delivery inspection, a mileage check, 12 months' warranty, breakdown cover, 12 months' AA Roadside Assistance** and a 30-day vehicle exchange plan.

Recycling Toyota End-Of-Life Vehicles

We offer a free vehicle take-back scheme through our appointed service provider, Autogreen. This is a new and innovative way for Toyota drivers to return their vehicle at the end of its life for dismantling and recycling. For more information about End-Of-Life Vehicles please refer to www.toyota.co.uk/environment

Flexible Finance from Toyota Financial Services

When choosing your new car you will make sure you choose the right model, the right specification and the right colour to suit you. Choosing how you finance your car is just as important.

Our range of finance plans has been designed with simplicity in mind to make funding your car as easy as driving it.

All our plans offer easy budgeting and peace of mind and **AccessToyota** brings these and other benefits together in one flexible package. **AccessToyota** is a finance plan that puts you in control. You don't have to worry about finding a large deposit as you agree the amount of deposit that you want to pay and choose your repayment term from 2 to 3 years. What makes **AccessToyota** different is that Toyota Financial Services (TFS) give your vehicle the security of a guaranteed future value (GFV) which is your optional final payment, deferred to the end of the agreement. Affordable monthly payments are yours to enjoy as your repayments are based on the vehicle selling price less your deposit and the GFV/ optional final payment, plus the cost of borrowing. In addition, you can have reassurance against the risk of a fall in used car prices, knowing the minimum amount

your Toyota will be worth at the end of your agreement is guaranteed at TFS. Then when your agreement comes to an end you have three flexible choices:

- Part exchange your vehicle for a brand new Toyota
- Pay your final payment (the GFV) and take full ownership of the car^{§§}
- Simply hand the car back with nothing more to pay^{°°}

Ask your Toyota Centre to show you how **AccessToyota** could be the best choice for you.

Flexible Finance for all Toyota customers

Whatever your needs, to complement **AccessToyota**, TFS has a full range of finance options to offer. From traditional Hire Purchase to Contract Hire and Leasing. Whether you're a private motorist with a fixed monthly budget in mind or a business customer looking for VAT-efficient funding options, just discuss your individual requirements with your Toyota Centre. They will be pleased to show you how convenient and competitive Toyota Financial Services can be.

Toyota Financial Services, Great Burgh, Burgh Heath, Epsom, Surrey, KT18 5UZ.

TFS is authorised and regulated by the Financial Conduct Authority.

Finance subject to status to over 18s only. Indemnities may be required. Terms and conditions apply.

* Whichever comes soonest.

[§] With the exception of batteries, corrosion of exhaust and damage or wear to the interior. Please refer to our Terms and Conditions for full details.

[°] Check with your Toyota Centre for specific warranty details.

** Except on non-Toyota vehicles.

^{§§} On payment of the option-to-purchase fee.

^{°°} Subject to mileage and fair wear and tear conditions being met.





Point your smartphone or webcam at the graphic and start a new experience of Verso.

To experience the Verso or for more information, please contact your local centre or visit our website toyota.co.uk/newverso

To the best of our knowledge, all information in this brochure is correct at time of going to print. Details of specifications and equipment provided in this brochure are subject to local conditions and requirements and may, therefore, vary from models available in your area. Please enquire with your local retailer for details on your local specifications and equipment. • Vehicle body colours may differ slightly from the printed photographs in this brochure. • The readability of QR Codes® present in this brochure may differ according to the scanner used. Toyota cannot be held responsible should your device not be able to read any QR Codes®. • Toyota Motor Europe reserves the right to alter any details of specifications and equipment without prior notice. • © 2013 by Toyota Motor Europe NV/SA ('TME'). • No part of this publication may in any way be reproduced without the prior written approval of Toyota Motor Europe.

GBNGV-0113B-CV April 2013



TOYOTA

ALWAYS A BETTER WAY

Help

Using the navigation bar

A navigation bar is provided at the bottom of each page of this e-brochure to make browsing it easy. Please follow the simple instructions to navigate through this e-brochure.



Takes the document back to the beginning.



This will take the document to the previous page.



This will take the document to the next page.



This will allow the Acrobat toolbar to be visible if pressed once and it will also make it disappear if already visible.




This will save the whole document to your computer.



This will zoom in on the document so smaller text etc will be easier to read. To zoom in further, click the icon again. If the menu bar is not visible then use your mouse by clicking the left hand button and moving it.



This will zoom out of the document. To zoom out further, click the icon again. If the menu bar is not visible then use your mouse by clicking the left hand button and moving it.



This will print out the full brochure to your printer. Please note that if you have a colour printer this document will print in full colour.

To close this document press esc and then close the document normally.

Whilst every effort is made to reproduce accurate information, we reserve the right to change specifications, equipment and availability without prior notice. This e-brochure can not be regarded as infallible, (some of the vehicles shown may not be to exact UK specification), and as such does not constitute an offer for sale of any particular vehicle of specification. For the latest specification and availability we ask that you contact your local Toyota Centre.