

**REDWOOD**  
PVC STRIP CURTAINS



## **FLYMESH CURTAIN SYSTEM**

The quick & easy way to keep areas free from flying insects



## REDWOOD HOOK-ON INSECT CURTAINS

The easiest, cost-effective way to keep work areas free from flying insects.

Allows fresh air/employees to move freely whilst keeping out pests that can easily contaminate surfaces and spoil food produce.

Headrails come in standard lengths that are simply screwed/bolted into position.

Can be surface or soffit mounted and ganged-up/cut to fit any width of door.



Mesh strips come fitted with steel suspension plates that simply hook on (or off) the headrails for ultimate ease and convenience.

Available in stainless steel.

Takes 200mm mesh strips.



### Overlap options for FlyMesh



#### Key Benefits:

- No equal in keeping out insects
- Strips weighted at base to ensure they always return to best position
- Weights padded to prevent ankle injury
- Replacement strips available as cost-effective way to prolong the curtain's life

For more information or to order:

Call: 01275 810289

Fax: 01275 810290

Email: [sales@redwoodstripcurtains.co.uk](mailto:sales@redwoodstripcurtains.co.uk)



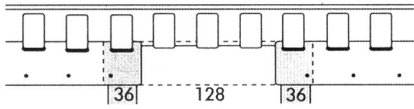
# DOORSTRIP HOOK-ON HEAD RAIL SYSTEM

(Available in galvanised and stainless steel)

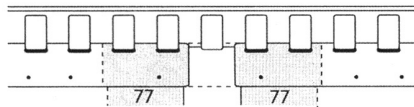
## Specification

### 200mm P.V.C. STRIP

36% overlap: leave 3 fingers showing.

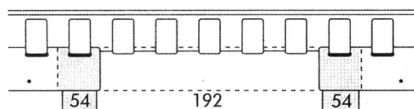


77% overlap: leave 1 finger showing.

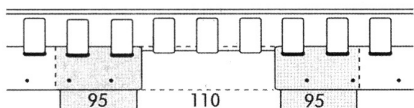


### 300mm P.V.C. STRIP

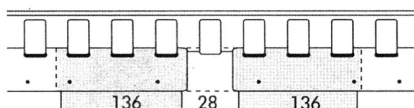
36% overlap: leave 5 fingers showing.



63% overlap: leave 3 fingers showing.

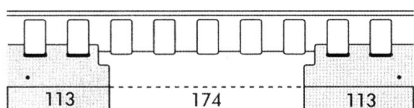


90% overlap: leave 1 finger showing.

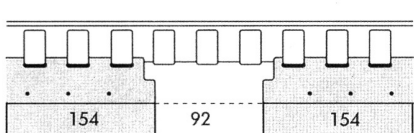


### 400mm P.V.C. STRIP

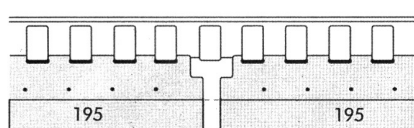
56% overlap: leave 5 fingers showing.



77% overlap: leave 3 fingers showing.



100% overlap: leave 1 finger showing.



## Installation

Please read these instructions before proceeding.

Your order has been carefully prepared and in the packaging you will find strips of PVC and Suspension Rail(s).

The Suspension rail(s) can be fitted on the face or soffit (See Fig 1) You will need M6 fixings not supplied.

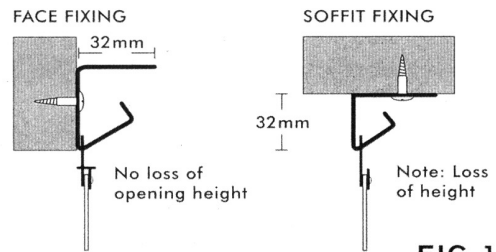


FIG. 1

The Suspension rails should be butted together if their are two or more. When fitting 300mm and 400mm strips the first and last strip will extend beyond the end of the suspension rail. When fitting the strip curtain between jambs you should allow the following measurements at each end (See Fig 2).

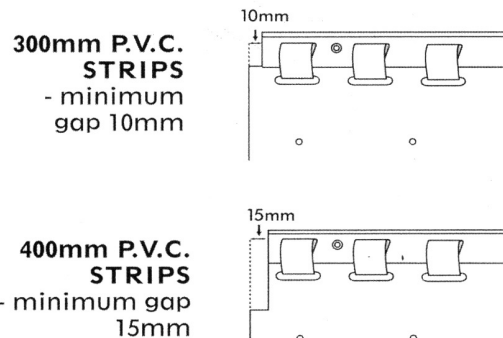
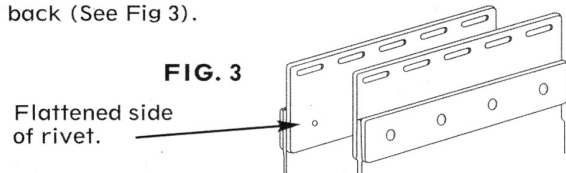


FIG. 2

The delivery note details the specification of your order. You can achieve the correct overlap by hanging the first row of strips leaving out the correct number of fingers on the suspension rail. Hang the strips so that the flattened side of the rivets are back to back (See Fig 3).



Each PVC strip should be trimmed 20mm above floor level to allow it to hang freely.

# DOORSTRIP

## MEASURING FOR A QUOTE

To provide an accurate quote we need you to give us the right information. This is easy. All we need is the **Drop** measurement and the **Width** measurement of your opening.

We also need its location (e.g. fully internal or external facing) and the things which may need to pass through it (e.g. people and/or pallet trucks).

**NOTE: WE DO NOT RECOMMEND THIS CURTAIN FOR FORKLIFT USE**

### Measurements for a standard door opening

**Drop (D)** From the underside of the uppermost section of door frame, all the way to the ground.

**Width (W)** Between the two inner sides edges of the frame.

### Face fitted or underside (soffit) fitted?

Unlike PVC strips, once a FlyMesh curtain strip has been made it cannot be adjusted or trimmed to shorter lengths on site.

As a result, we need to know in advance where you will be hanging your headrails so that we can cut the strips to fit correctly.


**When ordering please specify:**

(i) if your rails will be face fitted - above the opening

OR

(ii) if your rails will be underside (soffit) fitted - within the opening

**PLEASE NOTE:** There must be a suitable surface for the hook-on headrails to attach to - e.g. a doorframe, joist, lintel or suspended beam. If one of these is not in place, one must be fitted. If in doubt, please contact us.



Unit 21, Southfield Road Trading Estate, Nailsea, Bristol. BS48 1JE

Tel: 01275 810289 Fax: 01275 810290 Email: [sales@redwoodstripcurtains.co.uk](mailto:sales@redwoodstripcurtains.co.uk)