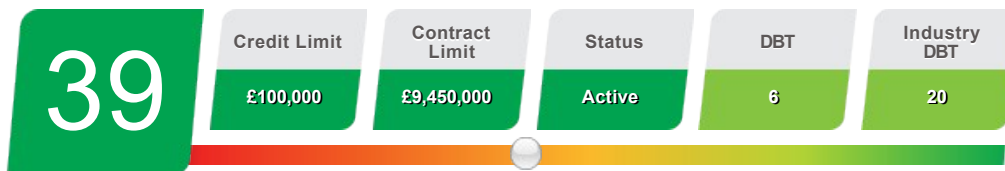


Company Name: **AG RETAIL CARDS LIMITED**
Company No: **08087453**
Safe No: **UK08347223**

Company Status: **Active - Accounts Filed**



Registered Address: **THE CRYSTAL BUILDING
LANGSTON ROAD
LOUGHTON
IG10 3TH**

Your Name: **Jeremy Lovell**
Your User ID: **101003740**
Date / Time: **15:14 Wednesday, 27 February 2019**

Your Name: Jeremy Lovell
Your User ID: 101003740
Date / Time: 15:14 Wednesday, 27 February 2019

Limited Company
 Report Summary

Company Name: AG RETAIL CARDS LIMITED
Company Number: 08087453
Safe Number: UK08347223



Company Summary

Registered Address	THE CRYSTAL BUILDING LANGSTON ROAD LOUGHTON IG10 3TH	Trading Address	The Crystal Building Langston Road Loughton Essex IG10 3TH
Website Address	http://www.clintonsretail.com		
Fax Number		Telephone Number	02085023711
FPS	Yes	TPS	No
Type	Private limited with Share Capital		
FTSE Index	-	Incorporation Date	29/05/2012
Filing Date of Accounts	29/01/2019	Previous Name	UKG RETAIL GROUP LIMITED
Share Capital	£101	Date of Change	01/06/2012
Charity Number	-	Currency	GBP
SIC07 Description	OTHER RETAIL SALE OF NEW GOODS IN SPECIALISED STORES (NOT COMMERCIAL ART GALLERIES AND OPTICIANS)		
Principal Activity	Specialist retailer of greetings cards and ancillary products.		
		SIC07	47789

Credit Rating & Limit

39

Todays Rating [1-100]	39
Previous Rating [0-100]	39
Todays Limit	£100,000
Previous Limit	£34,500
Todays Contract Limit	£9,450,000

Based upon the company's latest industry classification, today's rating of 39 places the company in the middle to lower 25% of 8902 companies sampled from the same industry

Rating - Key Financials Filed / Established

Rating	Description
71 - 100	Very Low Risk
51 - 70	Low Risk
30 - 50	Moderate Risk
21 - 29	High Risk
1 - 20	Very High Risk
Not Rated	Please see report for description

Rating - Newly Incorporated

Rating	Description
51 - 100	Low Risk
30 - 50	Moderate Risk
1 - 29	Caution - High Risk
Not Rated	Please see report for description

INTERNATIONAL SCORE

C

International Score Description:
Moderate Risk
 The Creditsafe International Score represents a

SCORE DESCRIPTION

A	Very Low Risk
B	Low Risk
C	Moderate Risk

common risk scoring platform which enables companies to be compared on an international basis.

D	High Risk
E	Not Rated

Additional Information

CCJ's	0 (£0)	Accountant	-
No CCJ Information To Display		Mortgages	5
Ultimate Holding Company	CLINTONS HOLDING COMPANY LLC	Group	3 companies
		Linkages	27 companies
		Countries	In 4 countries

Key Financials

Year to Date	Turnover	Pre Tax Profit	Shareholder's Funds	Employees
27/01/2018	£188,791,000	-£14,270,000	-£51,977,000	3405
28/01/2017	£201,222,000	-£19,442,000	-£37,707,000	3561
30/01/2016	£207,750,000	-£9,276,000	-£18,265,000	3687

Mortgage Summary


Total Mortgage	5
Outstanding	2
Satisfied	3


Trade Debtors / Bad Debt Summary


Total Number of Documented Trade	0
Total Value of Documented Trade	£0

Commentary

This company has been treated as a Large company in respect of the rating/limit generated. 

This company's return on total assets employed ratio indicates a negative return on assets. 

This company has only made late payments on a low percentage of invoices. 

This company's ratio of total liabilities to total assets indicates that assets are funded through debt rather than equity. 

The company has more cash than short term bank borrowings. 

CCJ

Total Number of Exact CCJs -	0	Total Value of Exact CCJs -	
Total Number of Possible CCJs -	0	Total Value of Possible CCJs -	
Total Number of Satisfied CCJs -	0	Total Value of Satisfied CCJs -	

Total Number of Writs - -

Payment Information

Company DBT



Customer Payment Experiences

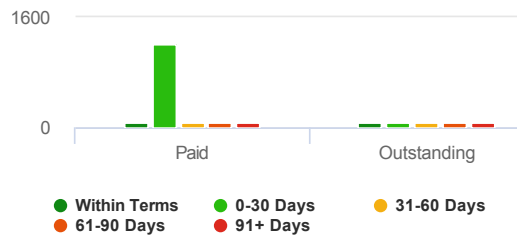


Number of Experiences -

Customer Payment Experiences are supplied by Creditsafe users based on their payment experience with their customers.

Trade Payment Information

Average Invoice Value	2080.26
Invoices available	1379
Paid	1358
Outstanding	21



Trade Payment Data is information that we collect from selected third party partners who send us information about their whole sales ledger.

Join the world's largest payment data programme

[Click here](#)

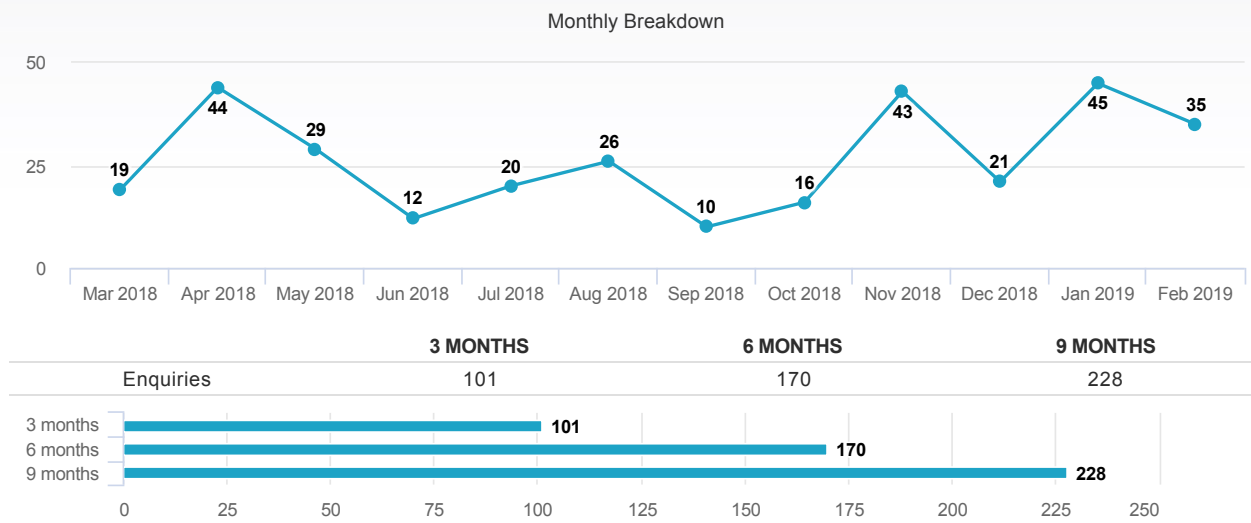
Share more, know more

Enquiries Trend

The last enquiry date was 26/02/2019

There have been 320 enquiries in the last 12 months.

There are an average of 27 reports taken each month.



Total Current Directors	4	Total Current Secretaries	0
Total Previous Directors / Company Secretaries	7	Total Person's With Significant Control	1

Current Directors
















Title	Mr	Function	Director
Name	Zev Weiss	Nationality	American
Date of Birth	08/1966	Present Appointments	2
Latest Address	Mill Street East ., Dewsbury, West Yorkshire	Appointment Date	29/05/2012
Post Code	WF12 9AW		
Title	Mr	Function	Director
Name	Mory Weiss	Nationality	American
Date of Birth	05/1940	Present Appointments	1
Latest Address	The Crystal Building Langston Road, Loughton, Essex	Appointment Date	06/04/2018
Post Code	IG10 3TH		
Title	Mr	Function	Director
Name	Edward Michael Shepherd	Nationality	British
Date of Birth	06/1971	Present Appointments	3
Latest Address	The Crystal Building Langston Road, Loughton, Essex	Appointment Date	10/08/2017
Post Code	IG10 3TH		
Title	Mr	Function	Director
Name	Jeff Weiss	Nationality	American
Date of Birth	10/1963	Present Appointments	4
Latest Address	The Crystal Building Langston Road, Loughton, Essex	Appointment Date	06/04/2018
Post Code	IG10 3TH		

Current Company Secretary





Top Shareholders














Name	Currency	Share Count	Share Type	Nominal Value	% of Total Share Count
LAKESHORE LENDING LTD	GBP	101	ORDINARY	1	100

Profit & Loss






Date Of Accounts	27/01/18	(%)	28/01/17	(%)	30/01/16	(%)	31/01/15	(%)	01/02/14
Weeks	52	(%)	52	(%)	52	(%)	52	(%)	52
Currency	GBP	(%)	GBP	(%)	GBP	(%)	GBP	(%)	GBP
Consolidated A/cs	N	(%)	N	(%)	N	(%)	N	(%)	N
 Turnover	£188,791,000	-6.2%	£201,222,000	-3.1%	£207,750,000	0.2%	£207,424,000	-1.6%	£210,702,000
 Export	-	-	-	-	-	-	-	-	-
 Cost of Sales	£86,544,000	-7.7%	£93,812,000	3.1%	£90,976,000	-0.9%	£91,763,000	9.6%	£83,718,000
 Gross Profit	£102,247,000	-4.8%	£107,410,000	-8%	£116,774,000	1%	£115,661,000	-8.9%	£126,984,000
 Wages & Salaries	£35,033,000	-10.2%	£39,029,000	-2.5%	£40,031,000	-7.3%	£43,164,000	2.4%	£42,137,000
 Directors Emoluments	£145,000	-	-	-	-	-	-	-	-
 Operating Profit	-£13,720,000	28.2%	-£19,115,000	-110.9%	-£9,063,000	64.9%	-£25,791,000	-999.9%	-£1,671,000
 Depreciation	£3,261,000	-28.5%	£4,559,000	-12.4%	£5,205,000	-13.2%	£5,995,000	48.1%	£4,049,000
 Audit Fees	£174,000	-	£174,000	9.4%	£159,000	-6.5%	£170,000	-3.4%	£176,000
 Interest Payments	£551,000	68.5%	£327,000	49.3%	£219,000	-7.2%	£236,000	112.6%	£111,000
 Pre Tax Profit	-£14,270,000	26.6%	-£19,442,000	-109.6%	-£9,276,000	64.4%	-£26,027,000	-999.9%	-£1,774,000
 Taxation	-	-	-	-	-	100%	-£214,000	-187%	£246,000
 Profit After Tax	-£14,270,000	26.6%	-£19,442,000	-109.6%	-£9,276,000	64.7%	-£26,241,000	-999.9%	-£1,528,000
 Dividends Payable	-	-	-	-	-	-	-	-	-
 Retained Profit	-£14,270,000	26.6%	-£19,442,000	-109.6%	-£9,276,000	64.7%	-£26,241,000	-999.9%	-£1,528,000

Balance Sheet






Date Of Accounts	27/01/18	(%)	28/01/17	(%)	30/01/16	(%)	31/01/15	(%)	01/02/14
 Tangible Assets	£7,331,000	-30.3%	£10,513,000	-32%	£15,471,000	-8.8%	£16,968,000	-6.9%	£18,216,000
 Intangible Assets	£1,813,000	336.9%	£415,000	96.7%	£211,000	-55.8%	£477,000	-42.7%	£832,000
 Total Fixed Assets	£9,144,000	-16.3%	£10,928,000	-30.3%	£15,682,000	-10.1%	£17,445,000	-8.4%	£19,048,000
 Stock	£31,701,000	-17%	£38,178,000	27.1%	£30,048,000	-6.5%	£32,140,000	12.4%	£28,604,000

	Trade Debtors	£8,995,000	999.9%	£709,000	-4.1%	£739,000	3.2%	£716,000	-5.2%	£755,000
	Cash	£4,697,000	272.2%	£1,262,000	-66.7%	£3,785,000	47.6%	£2,564,000	-31.1%	£3,721,000
	Other Debtors	0	-100%	£10,359,000	43.7%	£7,211,000	-37.9%	£11,606,000	6.2%	£10,930,000
	Miscellaneous Current Assets	0	-	0	-	0	-	0	-	0
	Total Current Assets	£45,393,000	-10.1%	£50,508,000	20.9%	£41,783,000	-11.1%	£47,026,000	6.9%	£44,010,000
	Trade Creditors	£6,326,000	-22.3%	£8,137,000	122.1%	£3,663,000	41.4%	£2,591,000	-50.1%	£5,191,000
	Bank Loans & Overdrafts	0	-	0	-	0	-	0	-	0
	Other Short Term Finance	£75,809,000	39.4%	£54,363,000	16.8%	£46,533,000	10.9%	£41,962,000	136.2%	£17,766,000
	Miscellaneous Current Liabilities	£13,188,000	-8.8%	£14,455,000	-8.7%	£15,830,000	-0.1%	£15,851,000	15%	£13,781,000
	Total Current Liabilities	£95,323,000	23.9%	£76,955,000	16.6%	£66,026,000	9.3%	£60,404,000	64.4%	£36,738,000
	Bank Loans & Overdrafts and LTL	£11,191,000	-49.6%	£22,188,000	128.6%	£9,704,000	-25.7%	£13,056,000	44%	£9,068,000
	Other Long Term Finance	£6,000,000	-62%	£15,769,000	612.6%	£2,213,000	-65.8%	£6,471,000	108.3%	£3,106,000
	Total Long Term Liabilities	£11,191,000	-49.6%	£22,188,000	128.6%	£9,704,000	-25.7%	£13,056,000	44%	£9,068,000




Capital & Reserves

Date Of Accounts	27/01/18	(%)	28/01/17	(%)	30/01/16	(%)	31/01/15	(%)	01/02/14	
	Called Up Share Capital	-	-	-	-	-	-	-	-	
	P & L Account Reserve	£65,146,000	-28%	£50,876,000	-61.9%	£31,434,000	-41.9%	£22,158,000	-642.7%	£4,083,000
	Revaluation Reserve	-	-	-	-	-	-	-	-	
	Sundry Reserves	£13,169,000	-	£13,169,000	-	£13,169,000	-	£13,169,000	-	£13,169,000
	Shareholder Funds	£51,977,000	-37.8%	£37,707,000	-106.4%	£18,265,000	-103.2%	£8,989,000	-152.1%	£17,252,000

Other Financial Items

Date Of Accounts	27/01/18	(%)	28/01/17	(%)	30/01/16	(%)	31/01/15	(%)	01/02/14	
	Net Worth	£53,790,000	-41.1%	£38,122,000	-106.3%	£18,476,000	-95.2%	£9,466,000	-157.6%	£16,420,000
	Working Capital	£49,930,000	-88.8%	£26,447,000	-9.1%	£24,243,000	-81.2%	£13,378,000	-284%	£7,272,000
	Total Assets	£54,537,000	-11.2%	£61,436,000	6.9%	£57,465,000	-10.9%	£64,471,000	2.2%	£63,058,000
	Total Liabilities	£106,514,000	7.4%	£99,143,000	30.9%	£75,730,000	3.1%	£73,460,000	60.4%	£45,806,000
	Net Assets	£51,977,000	-37.8%	£37,707,000	-106.4%	£18,265,000	-103.2%	£8,989,000	-152.1%	£17,252,000

Cash Flow

Date Of Accounts	27/01/18	(%)	28/01/17	(%)	30/01/16	(%)	31/01/15	(%)	01/02/14
	Net Cashflow from Operations	-	-	-	-	-	-	-	-
	Net Cashflow before Financing	-	-	-	-	-	-	-	-
	Net Cashflow from Financing	-	-	-	-	-	-	-	-



Increase in Cash

- - - - - - - -

Miscellaneous

Date Of Accounts	27/01/18	(%)	28/01/17	(%)	30/01/16	(%)	31/01/15	(%)	01/02/14
Contingent Liability	NO	-	NO	-	NO	-	NO	-	YES
Capital Employed	-£40,786,000	-162.8%	-£15,519,000	-81.3%	-£8,561,000	-310.5%	£4,067,000	-84.5%	£26,320,000
Number of Employees	3405	-4.4%	3561	-3.4%	3687	-10.2%	4108	-3.5%	4259
Accountants									
Auditors	ERNST & YOUNG LLP								
Auditor Comments	The audit report contains no adverse comments								
Bankers									
Bank Branch Code									

Ratios

Date Of Accounts	27/01/18	28/01/17	30/01/16	31/01/15	01/02/14
Pre-tax profit margin %	-7.56	-9.66	-4.46	-12.55	-0.84
Current ratio	0.48	0.66	0.63	0.78	1.20
Sales/Net Working Capital	-3.78	-7.61	-8.57	-15.50	28.97
Gearing %	-21.50	-58.80	-53.10	-145.20	52.60
Equity in %	-98.60	-61.80	-31.90	-14	27.70
Creditor Days	12.19	14.71	6.41	4.54	8.96
Debtor Days	17.34	1.28	1.29	1.25	1.30
Liquidity/Acid Test	0.14	0.16	0.17	0.24	0.41
Return On Capital Employed %	34.98	125.27	108.35	-639.95	-6.74
Return On Total Assets Employed %	-26.16	-31.64	-16.14	-40.37	-2.81
Current Debt Ratio	-1.83	-2.04	-3.61	-6.71	2.12
Total Debt Ratio	-2.04	-2.62	-4.14	-8.17	2.65
Stock Turnover Ratio %	16.79	18.97	14.46	15.49	13.57
Return on Net Assets Employed %	27.45	51.56	50.78	289.54	-10.28

Report Notes

There are no notes to display.

Status History

No Status History found

Event History

Date	Description
01/02/2019	New Accounts Filed

01/02/2019	New Accounts Filed
10/05/2018	Confirmation Statement
20/04/2018	New Board Member Mr J. Weiss appointed
20/04/2018	New Board Member Mr M. Weiss appointed
19/04/2018	Mr G.M. Steinberg has left the board
19/04/2018	Mr C. Haffke has left the board
31/08/2017	New Board Member Mr E.M. Shepherd appointed
04/07/2017	Payment Data Update Received
03/07/2017	New Accounts Filed
05/06/2017	Confirmation Statement
13/12/2016	Payment Data Update Received
08/11/2016	New Accounts Filed
08/11/2016	New Accounts Filed
14/09/2016	Payment Data Update Received

Rating History [Show graph](#)

Date	Rating	Description
02/02/2019	39	Moderate Risk
01/02/2019	39	Moderate Risk
01/11/2018	Not Rated	Financial Statements too old
20/04/2018	39	Moderate Risk
19/04/2018	14	Very High Risk
03/07/2017	39	Moderate Risk
13/12/2016	39	Moderate Risk
08/11/2016	28	High Risk
01/11/2016	Not Rated	Financial Statements too old
14/09/2016	28	High Risk

Limit History [Show graph](#)

Date	Limit
02/02/2019	£100,000
01/02/2019	£34,500
01/11/2018	-
20/04/2018	£34,500
19/04/2018	£0
03/07/2017	£34,500
13/12/2016	£100,000
08/11/2016	£0
01/11/2016	-
14/09/2016	£0

Previous Company Names

Date	Previous Name
01/06/2012	UKG RETAIL GROUP LIMITED

Writ Details

No writs found

Statistics

Group	3 companies
Linkages	27 companies
Countries	In 4 countries

Summary

Holding Company	LAKESHORE LENDING LIMITED
Ownership Status	Wholly Owned
Ultimate Holding Company	CLINTONS HOLDING COMPANY LLC

Group Structure

Full

Company Name	Safe Number	Registered Number	Latest Key Financials	Consol. Accounts	Rating	Limit	Turnover
--------------	-------------	-------------------	-----------------------	------------------	--------	-------	----------

CLINTONS HOLDING COMPANY...	N/A	N/A	-	-	-	-	
LAKESHORE LENDING LIMITED	UK08314854	08057825	31.01.2018	Y	16	£0	£188,953,000
AG RETAIL CARDS LIMITED	UK08347223	08087453	27.01.2018	N	39	£100,000	£188,791,000



Creditsafe UK
 Bryn House,
 Caerphilly Business Park,
 Van Rd,
 Caerphilly,
 CF83 3GG



www.creditsafeuk.com



twitter.com/creditsafeuk



facebook.com/creditsafeuk



linkedin.com/company/creditsafe

Registered in Wales. Company number: 03836192