



O F F I C E
L A N D S C A P E S

Plant Displays & Containers



www.officelandscapes.co.uk

contents

Spirit range	3
Curvy range	25
Holey design range	50
Avant garde range	56
Luna range	115
Pedestals, bowls + baskets	119
Geo design range	122
Ceramic style range	143
Garden classics range	157
Tree planters	159
Colours + Finishes	166



spirit range

kubik + kubik lite

The ubiquitous classic. Use it everywhere.

Le classique unique. Employez-le partout.



Colours + Finishes

BS4800 and RAL Classic: Full colour range in polished gloss, satin, matt and textured matt finishes.

Standard colours: All finishes.

Polished Metallics: All finishes.

Textured Metallics: All finishes.

Polished Pearlescents: All finishes.

Polished Stardust: All finishes.

Natural: All finishes.

Dapple: All finishes.





See page 275 for all colour and finish options.



kubik



kubik lite

Code	  	
KUDT1	230 x 230 x 250mm	TMS1
KU1	340 x 340 x 600mm	TWC3
KU2	420 x 420 x 800mm	TWC4
KU3	500 x 500 x 950mm	TWC6+
KU4	550 x 550 x 1200mm	TWC6+
Code		
KULT1	300 x 300 x 545	TWC2
KULT2	385 x 385 x 720	TWC3

Now available with removable drop in liners for both soil and hydroculture use.



spirit range

cylik + cylik lite

Fluted vase complement to Cirkik. Now available as a 1.5m tall feature vase and with removable hidden planting inserts for soil or hydro planting, and with optional irrigation or water meters to suit.

Grand vase évasé. Maintenant disponible en grande taille, un bac de 1.5m de haut. Avec des inserts amovibles dissimulés pour une plantation en hydro ou terre, avec une réserve d'eau en option.



Colours + Finishes

BS4800 and RAL Classic: Full colour range in polished gloss, satin, matt and textured matt finishes.

Standard colours: All finishes.

Polished Metallics: All finishes.

Textured Metallics: All finishes.

Polished Pearlescents: All finishes.

Polished Stardust: All finishes.

Natural: All finishes.

Dapple: All finishes.




See page 275 for all colour and finish options.



cylik



cylik lite

Code	 	
CYL1	340 x 600mm	TWC3
CYL2	420 x 800mm	TWC4
CYL3	500 x 950mm	TWC6+
CYL4	550 x 1200mm	TWC6+
CYL5	560 x 1500mm	TWC6+

Code		
CYL1T1	300 x 545	TWC2
CYL1T2	385 x 720	TWC3

Now available with removable drop in liners for both soil and hydroculture use.



spirit range

cirkik

Modern, clean and curvaceous. Desk top to tree planter.

Moderne et rond pour un bureau jusqu'aux grands spécimens.



Colours + Finishes

BS4800 and RAL Classic: Full colour range in polished gloss, satin, matt and textured matt finishes.

Standard colours: All finishes.

Polished Metallics: All finishes.

Textured Metallics: All finishes.

Polished Pearlescents: All finishes.

Polished Stardust: All finishes.

Natural: All finishes.

Dapple: All finishes.

See page 275 for all colour and finish options.



CIR1 (polished dutch orange, brilliant white + juicy aubergine)

Code



Code	Dimensions	Watermark
CIR1	235 x 200mm	TMS1
CIR2	420 x 420mm	TWC4
CIR3	520 x 500mm	TWC6
CIR4	620 x 580mm	TWC8
CIR5	720 x 680mm	TWC10
CIR6	900 x 850mm	TWC12



spirit range

quadik

Quirky and unconventional with bold rounded corners.
Cubique et original avec angles arrondis.



Colours + Finishes

BS4800 and RAL Classic: Full colour range in polished gloss, satin, matt and textured matt finishes.

Standard colours: All finishes.

Polished Metallics: All finishes.

Textured Metallics: All finishes.

Polished Pearlescents: All finishes.

Polished Stardust: All finishes.

Natural: All finishes.

Dapple: All finishes.

See page 275 for all colour and finish options.



Code	  	
QUAD1	235 x 235 x 200mm	TMS1
QUAD2	420 x 420 x 420mm	TWC4
QUAD3	480 x 480 x 480mm	TWC6
QUAD4	600 x 600 x 580mm	TWC8
QUAD5	700 x 700 x 700mm	TWC10
QUAD6	900 x 900 x 900mm	TWC12



spirit range

quadik plus + hot lips

Be unconventional for longer. Tall with optional feature hot lip and planting insert.

Original et pratique. Avec l'accessoire 'hot lips- bac de plantation' en option.



Colours + Finishes

BS4800 and RAL Classic: Full colour range in polished gloss, satin, matt and textured matt finishes.

Standard colours: All finishes.

Polished Metallics: All finishes.

Textured Metallics: All finishes.

Polished Pearlescents: All finishes.

Polished Stardust: All finishes.

Natural: All finishes.

Dapple: All finishes.





See page 275 for all colour and finish options.











curved lip insert



flat lip insert

Code	  	
planter		
QUADPL01	330 x 330 x 600mm	TWC3
QUADPL02	430 x 430 x 800mm	TWC4

Code	  	
curved lip insert		
QDPLHLC01	343 x 343 x 370mm	TWC3
QDPLHLC02	445 x 445 x 420mm	TWC4

Code	  	
flat lip insert		
QDPLHLF01	343 x 343 x 360mm	TWC3
QDPLHLF02	445 x 445 x 405mm	TWC4



spirit range

hexik

An elegant tapered range in a modern hexagonal style.

Une élégante gamme hexagonale conique dans un style moderne.



Colours + Finishes

BS4800 and RAL Classic: Full colour range in polished gloss, satin, matt and textured matt finishes.

Standard colours: All finishes.

Polished Metallics: All finishes.

Textured Metallics: All finishes.

Polished Pearlescents: All finishes.

Polished Stardust: All finishes.

Natural: All finishes.

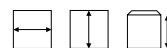
Dapple: All finishes.

See page 275 for all colour and finish options.


Gold, Silver +
Colour leaf finishes
available



Code



Code	Dimensions (mm)	Spill Test
HE1	315 x 315 x 600mm	TMS1
HE2	420 x 420 x 800mm	TWC3
HE3	495 x 495 x 950mm	TWC6
HE4	625 x 625 x 1200mm	TWC6



spirit range

trifik

Truly terrific, space saving triangles with many combinations possible.

Triangles arrondés pour gagner de la place avec d'innombrables possibilités modulables.



Colours + Finishes

BS4800 and RAL Classic: Full colour range in polished gloss, satin, matt and textured matt finishes.

Standard colours: All finishes.

Polished Metallics: All finishes.

Textured Metallics: All finishes.

Polished Pearlescents: All finishes.





Polished Stardust: All finishes.

Natural: All finishes.

Dapple: All finishes.

See page 275 for all colour and finish options.



Code	  	
TRIF01	310 x 333 x 540mm	TWC3
TRIF02	414 x 440 x 725mm	TWC4
TRIF03	516 x 547 x 855mm	TWC4



spirit range

towik + linbar

Barriers and columns with soft curved edging. Use singly or in combinations.

Barrières et colonnes avec angles arrondis. Employez séparément ou en combinaisons modulaires.



Colours + Finishes

BS4800 and RAL Classic: Full colour range in polished gloss, satin, matt and textured matt finishes.

Standard colours: All finishes.

Polished Metallics: All finishes.

Textured Metallics: All finishes.

Polished Pearlescents: All finishes.

Polished Stardust: All finishes.

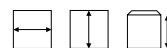
Natural: All finishes.

Dapple: All finishes.

See page 275 for all colour and finish options.



Code



TOK1 350 x 350 x 600mm

TWC4

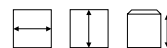
TOK2 350 x 350 x 900mm

TWC4

TOK3 350 x 350 x 1200mm

TWC4

Code



LINBAR1 900 x 350 x 900mm

TMS8

LINBAR2 1200 x 350 x 900mm

TMS10



spirit range

linik planter + bowl

Ideal for cabinets tops, window sills and reception desks, complementing the rest of the spirit range.

Idéales pour les armoires hautes, l'appui de fenêtre et les banques d'accueil, ces bacs et coupes complètent le reste de la gamme Spirit.



Colours + Finishes

BS4800 and RAL Classic: Full colour range in polished gloss, satin, matt and textured matt finishes.

Standard colours: All finishes.

Polished Metallics: All finishes.

Textured Metallics: All finishes.

Polished Pearlescents: All finishes.

Polished Stardust: All finishes.

Natural: All finishes.

Dapple: All finishes.

See page 275 for all colour and finish options.

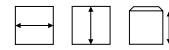


Linik planter



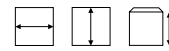
Linik bowl

Code



LIN1	500 x 200 x 200mm	TMS4
LIN2	1000 x 300 x 300mm	TMS8
LIN3	750 x 300 x 300mm	TMS6
LIN4	930 x 200 x 200mm	TMS8

Code



LINBOW1	340 x 340 x 150mm	TMS2
----------------	-------------------	------



linik tall

Great value barrier planting, great for desk ends or as general floor space dividers.

Excellent rapport qualité-prix pour cette barrière idéale pour les bureaux partagés ou pour créer des cloisons plantées.

Colours + Finishes

BS4800 and RAL Classic: Full colour range in polished gloss, satin, matt and textured matt finishes.

Standard colours: All finishes.

Polished Metallics: All finishes.

Textured Metallics: All finishes.

Polished Pearlescents: All finishes.

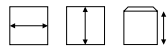
Polished Stardust: All finishes.

Natural: All finishes.

Dapple: All finishes.

See page 275 for all colour and finish options.

Code



LINT1 750 x 300 x 450mm

TMS6

LINT2 750 x 300 x 700mm

TMS6



trashaway

The all new Trashaway features our unique easy to service ashtray plus a large capacity hidden bin accessed through optional side or rear doors so the units can be positioned against walls if required with no loss of serviceability. The large bin slot in the front can be coloured for recycling purposes and the units supplied with appropriate recycling logos on request. Trashaways can be supplied without the ashtray for indoor use, and in a range of sizes making this the perfect all round decorative planter/bin combination.

Colours + Finishes

BS4800 and RAL Classic: Full colour range in polished gloss, satin, matt and textured matt finishes.

Standard colours: All finishes.

Polished Metallics: All finishes.

Textured Metallics: All finishes.

Polished Pearlescents: All finishes.

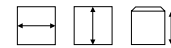
Polished Stardust: All finishes.

Natural: All finishes.

Dapple: All finishes.

See page 275 for all colour and finish options.

Code



TRAWY01

400 x 400 x 900mm



TWC4

ASHTR01

Additional ashtray



spirit range

ashaway

The newly expanded Ashaway range still features our unique universal key ashtray, with easy empty and clean features, plus a Class 1 rated Fire retardant body shell. The classic Kubik style is now joined by Towers, Flares and Barriers, perfect for use in beer gardens and outdoor restaurant spaces.



Colours + Finishes

BS4800 and RAL Classic: Full colour range in polished gloss, satin, matt and textured matt finishes.

Standard colours: All finishes.

Polished Metallics: All finishes.

Textured Metallics: All finishes.

Polished Pearlescents: All finishes.

Polished Stardust: All finishes.

Natural: All finishes.

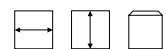
Dapple: All finishes.

See page 275 for all colour and finish options.



kubik

Code



ASHPL01

420 x 420 x 800mm

TWC4

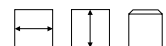
ASHTR01

Additional ashtray



tower

Code



ASHPL02

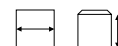
400 x 400 x 900mm

TWC4



barrier

Code



ASHPL03

900 x 300 x 900mm

TMS8

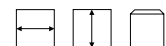
ASHTR01

Additional ashtray
available as 2 ashtray option



flare

Code



ASHPL04

400 x 400 x 900mm

TWC4

curvy range

curvy

fun, funky shapes best in bold, bright colours



Ludique, des formes tendances réussies dans les couleurs vives



curvy range

marilyn

The classic curve. Award-winning design.

Protected by full European Design Registration No 000821970-0003.

La courbe classique. Lauréat du prix de design. Protégé par le brevet No. 000821970-0003 European Design Registration.



Colours + Finishes

BS4800 and RAL Classic: Full colour range in polished gloss, satin, matt and textured matt finishes.

Standard colours: All finishes.

Polished Metallics: All finishes.

Textured Metallics: All finishes.

Polished Pearlescents: All finishes.

Polished Stardust: All finishes.

Natural: All finishes.

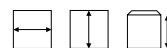
Dapple: All finishes.

See page 275 for all colour and finish options.

Gold, Silver +
Colour leaf finishes
available



Code



CURMA01	350 x 350 x 600mm	TWC4
CURMA02	350 x 350 x 900mm	TWC4
CURMA03	350 x 350 x 1200mm	TWC4



curvy range

curvy s

Sculptural and elegant, planting is optional in the ultimate Curvy S and Double S. Make a statement with the monumental Curvy S XXL.

Sculptural et élégant, la plantation est facultative pour le Curvy S et Double S. Démarquez-vous avec la monumentale XXL Curvy S.



Colours + Finishes

BS4800 and RAL Classic: Full colour range in polished gloss, satin, matt and textured matt finishes.

Standard colours: All finishes.

Polished Metallics: All finishes.

Textured Metallics: All finishes.

Polished Pearlescents: All finishes.

Polished Stardust: All finishes.

Natural: All finishes.

Dapple: All finishes.





See page 275 for all colour and finish options.






Gold, Silver +
Colour leaf finishes
available



CURS02

CURDS01

Code	  	
CURS01	350 x 350 x 1200mm	TWC3
CURS02	350 x 350 x 1500mm	TWC3
CURS03	350 x 350 x 1800mm	TWC3
CURDS01 (Double S)	350 x 350 x 1800mm	TWC3

Code	  		
CURSXXL01	700 x 700 x 1800	620 x 620mm	TWC12



Curvy S XXL polished brilliant white with airbrush logo



Curvy S 02 polished pearlescent purple Holey Design p77

curvy range

curvy xtreme

Funky and fun; with an endless colour and finish range.
This is the perfect choice for every modern space.

Tendance et amusant avec une gamme de couleurs et finitions sans fin. C'est le choix parfait pour un espace moderne.



Colours + Finishes

BS4800 and RAL Classic: Full colour range in polished gloss, satin, matt and textured matt finishes.

Standard colours: All finishes.

Polished Metallics: All finishes.

Textured Metallics: All finishes.

Polished Pearlescents: All finishes.

Polished Stardust: All finishes.





Natural: All finishes.

Dapple: All finishes.

See page 275 for all colour and finish options.

Gold, Silver +
Colour leaf finishes
available



Code	  	
CURSXTR1	350 x 350 x 900mm	TWC3
CURSXTR2	350 x 350 x 1200mm	TWC3
CURSXTR3	350 x 350 x 1500mm	TWC3
CURSXTR4	350 x 350 x 1800mm	TWC3



curvy range

curvy xtreme barrier

Space dividers with compact curves where space is limited – see also Curvy S barriers.

Séparateurs d'espace avec des courbes compactes où l'espace est limité – voir aussi les Curvy S Barrier.



Colours + Finishes

BS4800 and RAL Classic: Full colour range in polished gloss, satin, matt and textured matt finishes.

Standard colours: All finishes.

Polished Metallics: All finishes.

Textured Metallics: All finishes.

Polished Pearlescents: All finishes.

Polished Stardust: All finishes.

Natural: All finishes.

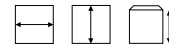
Dapple: All finishes.

See page 275 for all colour and finish options.

Gold, Silver +
Colour leaf finishes
available



Code



CURSXBR1	1200 x 350 x 450mm	TMS10
CURSXBR2	1200 x 350 x 700mm	TMS10
CURSXBR3	1200 x 350 x 1100mm	TMS10
CURSXBR4	1200 x 450 x 450mm	TMS10



curvy range

curvy xtreme bench + planter

Available in 4 lengths and with 3 different sized planter spaces, the Curvy Xtreme Bench offers options for both interior and exterior use and can be teamed with the CX Barrier for multilevel planting and space division.



Colours + Finishes

BS4800 and RAL Classic: Full colour range in polished gloss, satin, matt and textured matt finishes.

Standard colours: All finishes.

Polished Metallics: All finishes.

Textured Metallics: All finishes.

Polished Pearlescents: All finishes.

Polished Stardust: All finishes.

Natural: All finishes.

Dapple: All finishes.

See page 275 for all colour and finish options.

Gold, Silver +
Colour leaf finishes
available

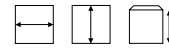


seating bench



planter bench

Code



seating bench

CURSBH1	900 x 450 x 450mm	N/A
CURSBH2	1200 x 450 x 450mm	N/A
CURSBH3	1500 x 450 x 450mm	N/A
CURSBH4	1800 x 450 x 450mm	N/A

planter bench

CURSBHP1A	900 x 450 x 450mm	TWC3
CURSBHP1B	900 x 450 x 450mm	TWC3
CURSBHP2A	1200 x 450 x 450mm	TWC3
CURSBHP2B	1200 x 450 x 450mm	TWC3
CURSBHP3A	1500 x 450 x 450mm	TWC3
CURSBHP3B	1500 x 450 x 450mm	TWC3
CURSBHP3C	1500 x 450 x 450mm	TWC4
CURSBHP4A	1800 x 450 x 450mm	TWC3
CURSBHP4B	1800 x 450 x 450mm	TWC3
CURSBHP4C	1800 x 450 x 450mm	TWC4



PLANTER OPTIONS



OPTION A

OPTION B

OPTION C



300mm

300x339mm

400x339mm

curvy range

sophia

Classically elegant and architectural. Repeat for impact.

Classique, élégant et architectural. Répétez pour un impact visuel.



Colours + Finishes

BS4800 and RAL Classic: Full colour range in polished gloss, satin, matt and textured matt finishes.

Standard colours: All finishes.

Polished Metallics: All finishes.

Textured Metallics: All finishes.

Polished Pearlescents: All finishes.

Polished Stardust: All finishes.

Natural: All finishes.

Dapple: All finishes.

See page 275 for all colour and finish options.

Gold, Silver +
Colour leaf finishes
available



Code



Code	Width x Depth x Height	Table Width	Watermark
CURSOP01	260 x 350 x 600	170 x 260mm	TMS2
CURSOP02	350 x 350 x 900	260 x 260mm	TWC3
CURSOP03	460 x 350 x 1200	360 x 260mm	TWC4



curvy range

ursula

A natural compliment to Sophia for features or walls.

Une partenaire naturelle pour Sophia, en solo ou pour créer des barrières.



Colours + Finishes

BS4800 and RAL Classic: Full colour range in polished gloss, satin, matt and textured matt finishes.

Standard colours: All finishes.

Polished Metallics: All finishes.

Textured Metallics: All finishes.

Polished Pearlescents: All finishes.

Polished Stardust: All finishes.

Natural: All finishes.

Dapple: All finishes.

See page 275 for all colour and finish options.


Gold, Silver +
Colour leaf finishes
available



Code



Code	Width x Height x Depth	Tray Size	Water Treatment
CURURS01	510 x 350 x 600	260 x 260mm	TWC4
CURURS02	590 x 350 x 900	260 x 260mm	TWC4
CURURS03	670 x 350 x 1200	260 x 260mm	TWC4



curvy range

bridget

Beautiful interlocking barriers that combine with Marilyn, Ursula and Sophia for funky features and stylish screening.

Protected by full European Design Registration No 000821970-0002 + 000821970-0001.

Belles barrières modulables qui se combinent avec Marilyn, Ursula et Sophia pour créer des cloisons design et actuelles.



Colours + Finishes

BS4800 and RAL Classic: Full colour range in polished gloss, satin, matt and textured matt finishes.

Standard colours: All finishes.

Polished Metallics: All finishes.

Textured Metallics: All finishes.

Polished Pearlescents: All finishes.

Polished Stardust: All finishes.

Natural: All finishes.

Dapple: All finishes.

See page 275 for all colour and finish options.

Gold, Silver +
Colour leaf finishes
available

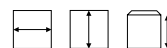


CURBRI01 (out/out)



CURBRI02 (in/out)

Code



CURBRI01	900 x 350 x 900mm (out/out)	TMS8
CURBRI02	900 x 350 x 900mm (in/out)	TMS8
CURBRI03	900 x 350 x 600mm (out/out)	TMS8
CURBRI04	900 x 350 x 600mm (in/out)	TMS8
CURBRI05	900 x 350 x 350mm (out/out)	TMS8
CURBRI06	900 x 350 x 350mm (in/out)	TMS8





curvy s barrier

A sinuous curvaceous screen or stand alone highlight.

Un écran sinueux ou un élément seul courbe.

Colours + Finishes

BS4800 and RAL Classic: Full colour range in polished gloss, satin, matt and textured matt finishes.

Standard colours: All finishes.

Polished Metallics: All finishes.

Textured Metallics: All finishes.

Polished Pearlescents: All finishes.

Polished Stardust: All finishes.

Natural: All finishes.

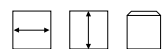
Dapple: All finishes.

See page 275 for all colour and finish options.

Gold, Silver +
Colour leaf finishes
available



Code



CURSB01	1200 x 350 x 700mm	TMS10
CURSB02	1200 x 350 x 1050mm	TMS10
CURSB03	1200 x 450 x 450mm	TMS10

seating bench

CURSB01	1200 x 450 x 450mm	N/A
----------------	--------------------	-----



curvy troughs

Use singly or combine for a sinuous, snaking ribbon of planting.

A décliner séparément ou en combinaisons modulaires.

Colours + Finishes

BS4800 and RAL Classic: Full colour range in polished gloss, satin, matt and textured matt finishes.

Standard colours: All finishes.

Polished Metallics: All finishes.

Textured Metallics: All finishes.

Polished Pearlescents: All finishes.

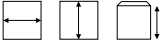

Polished Stardust: All finishes.


Natural: All finishes.

Dapple: All finishes.

See page 275 for all colour and finish options.

Gold, Silver +
Colour leaf finishes
available

Code		
CURTR01	600 x 350 x 350mm	TMN2x2
CURTR02	900 x 350 x 350mm	TMN3x2
CURTR03	1200 x 350 x 350mm	TMN4x2



curvy desktops

Cute, mini planters and troughs to be used singly or together for the full Curvy effect in miniature.

Mini-pots et mini-jardinières à employer séparément ou ensemble pour produire l'effet 'Curvy' en miniature.

Colours + Finishes

BS4800 and RAL Classic: Full colour range in polished gloss, satin, matt and textured matt finishes.

Standard colours: All finishes.

Polished Metallics: All finishes.

Textured Metallics: All finishes.

Polished Pearlescents: All finishes.

Polished Stardust: All finishes.

Natural: All finishes.

Dapple: All finishes.

See page 275 for all colour and finish options.

Gold, Silver +
Colour leaf finishes
available

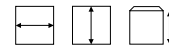


CURMARDT01



CURBRIT01

Code



CURMARDT01 200 x 200 x 200mm

TMS1

CURBRIT01 550 x 200 x 200mm

TMS3

CURBRIT02 900 x 200 x 200mm

TMS7



swan

A piece of art in its own right. Swan swims alone or with signets in tow.

Une œuvre d'art dans son propre droit. Le Cygne 'Swan' nage seul ou accompagnés de ces cygneaux.

Colours + Finishes

BS4800 and RAL Classic: Full colour range in polished gloss, satin, matt and textured matt finishes.

Standard colours: All finishes.

Polished Metallics: All finishes.

Textured Metallics: All finishes.

Polished Pearlescents: All finishes.

Polished Stardust: All finishes.

Natural: All finishes.

Dapple: All finishes.

See page 275 for all colour and finish options.

Gold, Silver +
Colour leaf finishes
available

Code				
CURSWA01	740 x 350 x 1500	260 x 260mm	TWC4	
CURSWA02	800 x 350 x 1800	260 x 260mm	TWC4	

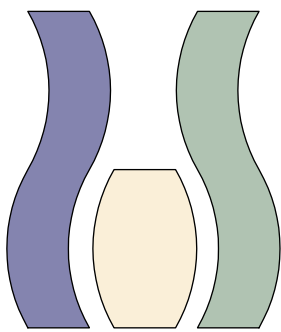


curvy combinations

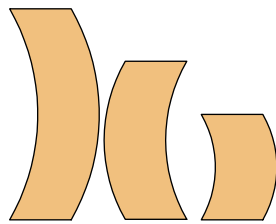
The beauty of Curvy is the endless combination possibilities, from extensive and varied planter walls for subdividing space, to fascinating and gorgeous standalone features. Take a look at the ideas below and be inspired to create your own unique arrangement – not forgetting you can use our Holey Design feature for even more individuality.

La beauté de la gamme Curvy est la possibilité de créer des compositions à l'infinie et modulable : de cloisons variées pour diviser l'espace, au bac seul modern et sculpturale.


Soyez inspirez par les idées ci-dessous pour créer votre propre composition unique - sans oublier une touche encore plus créative en rajoutant les trous de 'Holey design'.



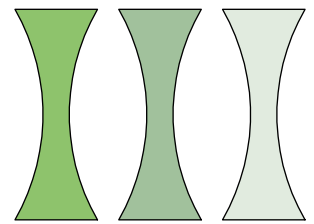
CURS03 CURURS02 CURS03




CURMA03 CURMA02 CURMA01



CURDS01 CURS02 CURS01



CURSOP03 x 3




CURMA02 CURMA02 CURURS03




CURSXR2 CURSXR3 CURSXR4



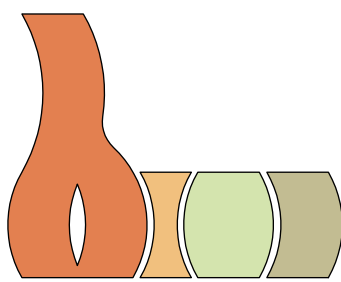
CURSXR3 CURSXR2 CURSXR4



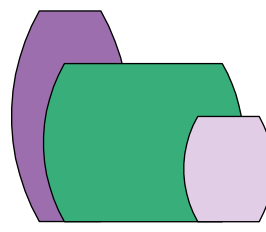
CURS03 CURS02 CURS01



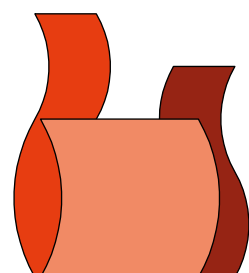
CURS01 CURMA02 CURBRI03



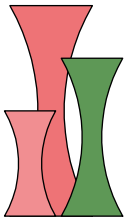
CURSWA01 CURSOP01 CURMA01 CURURS01



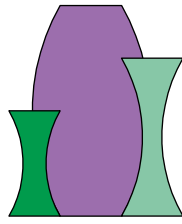
CURURS03 CURURS01 CURBRI01



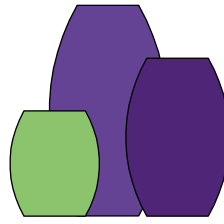
CURS02 CURS01 CURBRI02



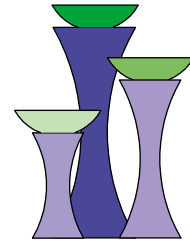
CURSOP01 CURSOP02
CURSOP03



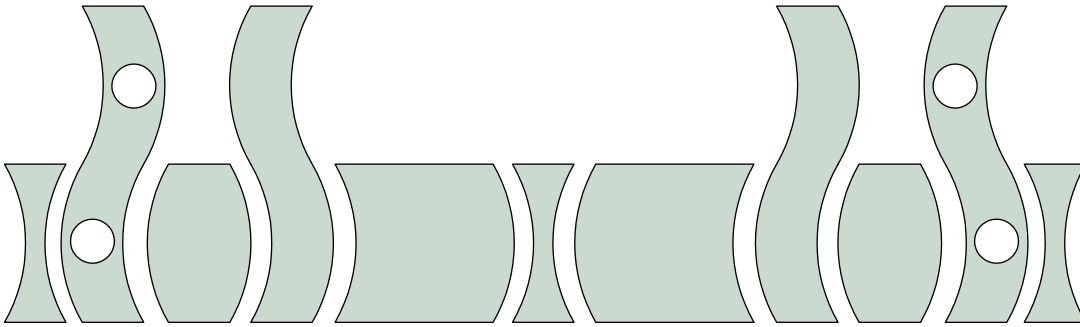
CURSOP01 CURSOP02
CURURS03



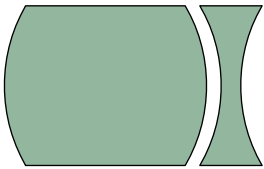
CURURS01 CURURS02
CURURS03



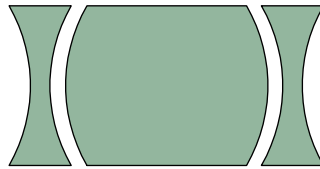
VANC01 VANC02
VANC03



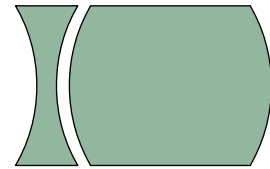
CURSOP02 CURURS02 CURBRI02 CURSOP02 CURBRI02 CURURS02 CURSOP02
CURSHD Special CURS03 CURS03 CURSHD Special



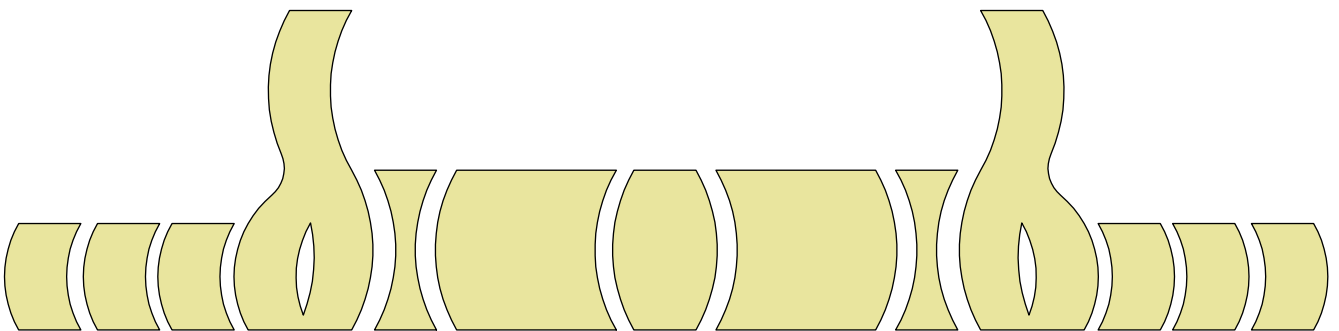
CURBRI01 CURSOP02



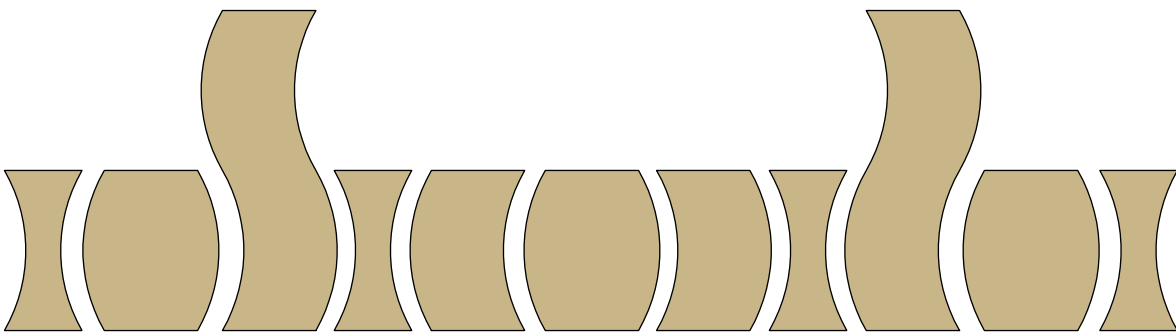
CURSOP02 CURBRI01 CURSOP02



CURSOP02 CURBRI01



CURMA01 X 3 CURSWA02 CURSOP02 CURBRI02 CURURS02 CURBRI02 CURSOP02 CURSWA02 CURMA01 X 3



CURSOP01 CURURS01 CURS01 CURSOP01 CURMA01 CURURS01 CURMA01 CURSOP01 CURS01 CURURS01 CURSOP01

holey design range

holey design

Personalise a wide selection of Livinggreen planters with bespoke perforations in a variety of shapes. Takes design to a whole new level. Just send us your ideas or choose from one of our standard designs.

Personnalisez un large choix de bacs Livinggreen avec des perforations sur mesure dans une variété de formes. Envoyez-nous vos idées ou faites votre choix parmi un de nos modèles standards.



Colours + Finishes

BS4800 and RAL Classic: Full colour range in polished gloss, satin, matt and textured matt finishes.

Standard colours: All finishes.

Polished Metallics: All finishes.

Textured Metallics: All finishes.

Polished Pearlescents: All finishes.

Polished Stardust: All finishes.




Natural: All finishes.

Dapple: All finishes.

See page 275 for all colour and finish options.







Maxi Flare HD

Code	 	
MAXFLAHD01	400 x 1200mm	TWC3
MAXFLAHD02	400 x 1500mm	TWC3







Barrier HD

Code	  	
BARRHD01	900 x 300 x 900mm	TMS8

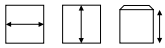



Curvy S HD

Code	  	
CURSHD01	350 x 350 x 1200mm	TWC3
CURSHD02	350 x 350 x 1500mm	TWC3
CURSHD03	350 x 350 x 1800mm	TWC3

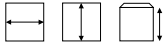

holey design (continued)

Curvy Xtreme HD

Code		
CURSXRHD1	350 x 350 x 900mm	TWC3
CURSXRHD2	350 x 350 x 1200mm	TWC3
CURSXRHD3	350 x 350 x 1500mm	TWC3
CURSXRHD4	350 x 350 x 1800mm	TMS10



Tower HD

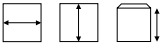

Code		
TOWHD01	400 x 400 x 900mm	TWC3
TOWHD02	400 x 400 x 1200mm	TWC3




TOWHD1

TOWHD2

Linbar HD

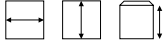

Code		
LINBARHD01	900 x 350 x 900mm	TMS8





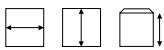

holey design (continued)

Easter Island HD

Code		
EASILHD01	400 x 350 x 1200mm	TMS2
EASILHD02	450 x 350 x 1600mm	TMS2
EASILBHD01	1000 x 350 x 900mm	TMS6

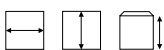



Big Foot HD

Code		
BIFOHD01	900 x 300 x 600mm	TMS8
BIFOHD02	900 x 300 x 900mm	TMS8

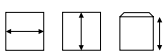



Heart HD

Code		
HEARTHD01	1000 x 300 x 800mm	TMS8



Arrow HD

Code		
ARROWHD01	1120 x 300 x 950mm	TMS8
ARROWHD02	1200 x 300 x 1200mm	TMS10





MODELS:

- Curvy S
- Curvy Marilyn
- Curvy Ursula
- Curvy Bridget
- Curvy Xtreme
- Easter Island
- Cactus
- Towik
- Tower
- Geo Flare
- Geo Hexagons
- Linbar
- Barrier

SHAPES:

- Circle
- Square
- Triangle
- Oval



avant-garde range

blob

Created for spectacular specimen planting of every size. Compliments without overshadowing.

Crée pour mettre en valeur des espèces spectaculaires, disponible en plusieurs tailles.



Colours + Finishes

BS4800 and RAL Classic: Full colour range in polished gloss, satin, matt and textured matt finishes.

Standard colours: All finishes.

Polished Metallics: All finishes.

Textured Metallics: All finishes.

Polished Pearlescents: All finishes.

Polished Stardust: All finishes.






Natural: All finishes.

Dapple: All finishes.

See page 275 for all colour and finish options.

Gold, Silver +
Colour leaf finishes
available



Code					
BLOB01	650 x 560 x 500	445 x 420mm	TWC8		
BLOB02	975 x 840 x 750	600 x 570mm	TCN6x2		
BLOB03	1100 x 950 x 850	700 x 640mm	TCN6x3		
BLOB04	1540 x 1330 x 1190	1000 x 960mm	TCN9x2		



seating bench

BLOBB01	975 x 840 x 450mm	N/A
BLOBB02	1100 x 950 x 450mm	N/A
BLOBB03	1540 x 1330 x 450mm	N/A



bill

Our interpretation of the classic flowerpot. Features wide, straight sided rims.

Notre interprétation du pot de fleurs classique. Bords larges et carrés.



BILL04 with flowering cherry Treekit

BILL04 in flame retardant material planted with one of our Pine Treekits - see separate Treekit brochure

Colours + Finishes

BS4800 and RAL Classic: Full colour range in polished gloss, satin, matt and textured matt finishes.

Standard colours: All finishes.

Polished Metallics: All finishes.

Textured Metallics: All finishes.

Polished Pearlescents: All finishes.

Polished Stardust: All finishes.





Natural: All finishes.

Dapple: All finishes.

See page 275 for all colour and finish options.

Gold, Silver +
Colour leaf finishes
available



Code				
BILL01	400 x 400		310mm	TWC3
BILL02	600 x 600		490mm	TWC6
BILL03	800 x 800		670mm	TWC10
BILL04	1000 x 1000		850mm	ASK
BILL05	1200 x 1200		1050mm	ASK

tapered tall

BILL06	470 x 800		390mm	TWC3
BILL07	470 x 1000		390mm	TWC4



avant-garde range

ben

Sharply modern with thick rims. Designed for feature plants up to 8m tall. Larger sizes on request.

Modern avec des bords généreux. Conçu pour des plantes spécimens jusqu'à 8m d'hauteur. Plus grandes tailles disponibles sur demande.



Colours + Finishes

BS4800 and RAL Classic: Full colour range in polished gloss, satin, matt and textured matt finishes.

Standard colours: All finishes.

Polished Metallics: All finishes.

Textured Metallics: All finishes.

Polished Pearlescents: All finishes.

Polished Stardust: All finishes.





Natural: All finishes.

Dapple: All finishes.

See page 275 for all colour and finish options.

Gold, Silver +
Colour leaf finishes
available



Code	  	
BEN01	400 x 400 x 400mm	TWC3
BEN02	600 x 600 x 600mm	TWC6
BEN03	600 x 600 x 720mm	TWC6
BEN04	800 x 800 x 800mm	TWC10
BEN05	800 x 800 x 960mm	TWC10
BEN06	1000 x 1000 x 1000mm	ASK
BEN07	1000 x 1000 x 1200mm	ASK
BEN08	1200 x 1200 x 1200mm	ASK

tapered tall

BEN09	470 x 470 x 900mm	TWC4
BEN10	475 x 475 x 1200mm	TWC4
BEN11	480 x 480 x 1500mm	TWC4



dhow

Inspired by the sculpted curves of ancient Arabian trading boats, dhow planters bring classic modern design to barriers and trough style planters. Bespoke sizes on request.

Inspiré par les courbes sculptées des anciens bateaux de commerce Arabes, les Dhow apportent un design à la fois moderne et classique aux jardinières et barrières. Dimensions sur mesure disponibles.



DHOW6 complete with artificial buxus hedging - see page 16-17.



Colours + Finishes

BS4800 and RAL Classic: Full colour range in polished gloss, satin, matt and textured matt finishes.

Standard colours: All finishes.

Polished Metallics: All finishes.

Textured Metallics: All finishes.

Polished Pearlescents: All finishes.

Polished Stardust: All finishes.





Natural: All finishes.

Dapple: All finishes.

See page 275 for all colour and finish options.

Gold, Silver +
Colour leaf finishes
available



Code	  	
DHOWDT1	500 x 180 x 160mm	TMS1
DHOW1	900 x 300 x 250mm	TMS3
DHOW2	1200 x 400 x 300mm	TMS5
DHOW3	1600 x 400 x 400mm	TMS8

tall dhow

DHOWDT2	500 x 160 x 235mm	TMS2
DHOW4	1000 x 250 x 425mm	TMS2
DHOW5	1350 x 300 x 580mm	TCS6
DHOW6	1830 x 400 x 775mm	TCS9



avant garde range

night + day

Modern and extremely versatile making each display unique.

Moderne et extrêmement polyvalent rendant chaque installation unique.



Colours + Finishes

BS4800 and RAL Classic: Full colour range in polished gloss, satin, matt and textured matt finishes.

Standard colours: All finishes.

Polished Metallics: All finishes.

Textured Metallics: All finishes.

Polished Pearlescents: All finishes.

Polished Stardust: All finishes.

Natural: All finishes.

Dapple: All finishes.

See page 275 for all colour and finish options.





Gold, Silver +
Colour leaf finishes
available



day



night

Code	  	
DAY1	315 x 315 x 720mm	TMS1.5
DAY2	420 x 420 x 960mm	TMS2
DAY3	495 x 495 x 1140mm	TWC3
DAY4	625 x 625 x 1440mm	TWC4

NIGHT1	315 x 315 x 720mm	TMS1
NIGHT2	420 x 420 x 960mm	TMS1
NIGHT3	495 x 495 x 1140mm	TMS1
NIGHT4	625 x 625 x 1440mm	TMS1.5



avant garde range

musa

Three sizes and a lip to finish the detail. Looks fantastic in the coloured leaf finishes.

Trois tailles et fini en détail avec un rebord. Rendu magnifique dans les finitions feuilles métalliques colorées.



MUSA2 Planted with artificial Podocarpus and supplied to the customer direct from our factory. See out separate Artificial plant brochure for details.

Colours + Finishes

BS4800 and RAL Classic: Full colour range in polished gloss, satin, matt and textured matt finishes.

Standard colours: All finishes.

Polished Metallics: All finishes.

Textured Metallics: All finishes.

Polished Pearlescents: All finishes.

Polished Stardust: All finishes.

Natural: All finishes.

Dapple: All finishes.

See page 275 for all colour and finish options.

Gold, Silver +
Colour leaf finishes
available



Code



MUSA1

320 x 600mm

TWC3

MUSA2

320 x 900mm

TWC3

MUSA3

320 x 1200mm

TWC3



hug

Modular barriers and planters with interlocking, curved ends. Mix and match in height, width and colour. Striking as a stand alone planter.

Barrières modulables qui s'emboîtent avec des extrémités incurvées et courbes. Ludique, jouez avec les hauteurs, largeurs et couleurs.



Colours + Finishes

BS4800 and RAL Classic: Full colour range in polished gloss, satin, matt and textured matt finishes.

Standard colours: All finishes.

Polished Metallics: All finishes.

Textured Metallics: All finishes.

Polished Pearlescents: All finishes.

Polished Stardust: All finishes.

Natural: All finishes.

Dapple: All finishes.


See page 275 for all colour and finish options.



Barrier HUG004-6



Planter HUG001-3



Barrier HUG1104-6



Planter HUG1101-3

Code



Planter

Code	Dimensions (mm)	Depth (mm)	Finish
HUG001	500 x 350 x 600	410 x 260mm	TMS3
HUG002	500 x 350 x 900	410 x 260mm	TMS3
HUG003	500 x 350 x 1200	410 x 260mm	TMS3

Barrier

HUG004	1200 x 350 x 600	1100 x 260mm	TMS8
HUG005	1200 x 350 x 900	1100 x 260mm	TMS8
HUG006	1200 x 350 x 1200	1100 x 260mm	TMS8

Planter

HUG1101	500 x 350 x 600	275 x 260mm	TWC2
HUG1102	500 x 350 x 900	275 x 260mm	TWC2
HUG1103	500 x 350 x 1200	275 x 260mm	TWC2

Barrier

HUG1104	1200 x 350 x 600	975 x 260mm	TMS7
HUG1105	1200 x 350 x 900	975 x 260mm	TMS7
HUG1106	1200 x 350 x 1200	975 x 260mm	TMS7

Planters can be supplied at 350mm x 350mm in standard heights shown on special request.



avant-garde range

ying + yang

Two sides of the same coin. Use one of each for dual design elegance or singly as space saving features.
Les pièces jumelles à disposer ensemble ou séparément.



Colours + Finishes

BS4800 and RAL Classic: Full colour range in polished gloss, satin, matt and textured matt finishes.

Standard colours: All finishes.

Polished Metallics: All finishes.

Textured Metallics: All finishes.

Polished Pearlescents: All finishes.

Polished Stardust: All finishes.

Natural: All finishes.

Dapple: All finishes.

See page 275 for all colour and finish options.

Gold, Silver +
Colour leaf finishes
available



YING01



YANG01



YANG02 in gold leaf

Code				
YING01 Narrow Top	340 x 790mm	220mm	TWC3	
YING02 Narrow Top	420 x 1045mm	280mm	TWC4	
YING03 Narrow Top	500x1600mm	330mm	TWC4	
YANG01 Bulbous Top	340 x 790mm	220mm	TWC3	
YANG02 Bulbous Top	420 x 1045mm	280mm	TWC4	
YANG03 Bulbous Top	500x1600mm	330mm	TWC4	



avant-garde range

stack

Original layered geometric design on elegant tapered flutes.

Une conception originale de couches géométriques sur élégantes flûtes coniques.



Colours + Finishes

BS4800 and RAL Classic: Full colour range in polished gloss, satin, matt and textured matt finishes.

Standard colours: All finishes.

Polished Metallics: All finishes.

Textured Metallics: All finishes.

Polished Pearlescents: All finishes.

Polished Stardust: All finishes.

Natural: All finishes.

See page 275 for all colour and finish options.



Code



STAK01

275 x 275 x 730

200 x 200mm

TMS2

STAK02

350 x 350 x 860

290 x 290mm

TMS4

STAK03

460 x 460 x 1010

380 x 380mm





TMS4



stack (continued)

The ever popular design now is now available as barriers, towers and cube style specimen and tree planters.





Cette gamme est toujours appréciée et maintenant elle est disponible en bacs type barrières, tours et cubes, ainsi en grande taille pour les arbres.

Code	  	
barrier		
STAKBA01	1000 x 300 x 900	TMS8
STAKBA02	900 x 300 x 700	TMS8
STAKBA03	900 x 300 x 900	TMS8





tapered barrier		
STAKBA04	1200 x 450 x 1000	TMS10



STAKBA04

Code	  	
cube		
STAKCU01	400 x 400 x 400	TWC4
STAKCU02	600 x 600 x 600	TWC6
STAKCU03	800 x 800 x 800	TCN6x2
STAKCU04	1000 x 1000 x 1000	TCN6x2



Code	  	
tower		
STAKTOW01	400 x 400 x 600	TWC4
STAKTOW02	400 x 400 x 800	TWC4
STAKTOW03	400 x 400 x 900	TWC4
STAKTOW04	400 x 400 x 1000	TWC4



Colours + Finishes

BS4800 and RAL Classic: Full colour range in polished gloss, satin, matt and textured matt finishes.

Standard colours: All finishes.

Polished Metallics: All finishes.

Textured Metallics: All finishes.

Polished Pearlescents: All finishes.

Polished Stardust: All finishes.

Natural: All finishes.

See page 275 for all colour and finish options.



topper

Designed to top office furniture, including filing cabinets, to take advantage of all available space. Any bespoke size can be made to order. All units are supplied fully hydrocoated to ensure they are supplied waterproof for use in this sensitive location.

Conçu pour décorer le haut de mobilier de bureau, y compris les armoires de classement et profiter ainsi de tout l'espace disponible. En dimensions standard ou fabrication sur mesure. Toutes les unités sont livrées entièrement étanches pour assurer une utilisation fiable à cet emplacement sensible.



Colours + Finishes

BS4800 and RAL Classic: Full colour range in polished gloss, satin, matt and textured matt finishes.

Standard colours: All finishes.

Polished Metallics: All finishes.

Textured Metallics: All finishes.

Polished Pearlescents: All finishes.

Polished Stardust: All finishes.





Natural: All finishes.

Dapple: All finishes.

See page 275 for all colour and finish options.



TOPP01, TOPP02, TOPP04

Code	  	
TOPP01	470 x 310 x 155mm	N/A
TOPP02	620 x 470 x 155mm	N/A
TOPP03	940 x 620 x 155mm	N/A
TOPP04	800 x 602 x 155mm	N/A


Toppers can be supplied in any bespoke size to fit exactly onto any size of office furniture. Please ask for a quotation.



totem

A bold twisting geometric design which encourages the use of spot colour and metallic leaf finish by zone. Also available as a stool, side table, low table, tree planter and barrier.

Une conception audacieuse de totems géométriques, elle encourage l'utilisation de touches de couleurs en triangle ou feuilles métalliques par zone. Aussi disponible en tabouret, table basse, guéridon, cube, barrière et bac grande taille.



Colours + Finishes

BS4800 and RAL Classic: Full colour range in polished gloss, satin, matt and textured matt finishes.

Standard colours: All finishes.

Polished Metallics: All finishes.

Textured Metallics: All finishes.

Polished Pearlescents: All finishes.

Polished Stardust: All finishes.

Natural: All finishes.

Dapple: All finishes.

See page 275 for all colour and finish options.

Gold, Silver +
Colour leaf finishes
available



TOTEMST01



TOTEM02

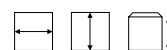


TOTEM08



TOTEM06

Code



TOTEM01	350 x 350 x 430mm	TMS1.5
TOTEM02	350 x 350 x 700mm	TMS1.5

These can be stacked.

cube

TOTEM06	700 x 700 x 700mm	TWC10
TOTEM07	900 x 900 x 900mm	TWC12

barrier

TOTEM08	900 x 350 x 900mm	TMS7
TOTEM09	900 x 350 x 1200mm	TMS7

stool

TOTEMST01	350 x 350 x 430mm	N/A
------------------	-------------------	-----



avant-garde range

heart

A collection of planter and planter/seats all featuring the worldwide symbol of love. Show them you care.

Une collection de bacs et bac/bancs affichant le symbole universel de l'amour, répandez-le généreusement.



Colours + Finishes

BS4800 and RAL Classic: Full colour range in polished gloss, satin, matt and textured matt finishes.

Standard colours: All finishes.

Polished Metallics: All finishes.

Textured Metallics: All finishes.

Polished Pearlescents: All finishes.

Polished Stardust: All finishes.

Natural: All finishes.

Dapple: All finishes.

See page 275 for all colour and finish options.

Gold, Silver +
Colour leaf finishes
available



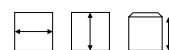
HEART01

HEARTB01



HEARTH01

Code



HEART01	490 x 410 x 430mm	TWC3
HEART02	490 x 410 x 570mm	TWC4
HEART03	490 x 410 x 1130mm	TWC4
HEART04	490 x 410 x 1400mm	TWC4

barrier

HEARTH01 1000 x 300 x 800mm TMS6

stool

HEARTST01 490 x 410 x 430mm N/A

bench

HEARTB01 1050 x 930 x 430mm N/A

Bench can be supplied with or without planting hole.



avant-garde range

polybar

Striking and hugely versatile geometric shapes, use as upright planters, on their sides as barriers or on their backs as planters seats or water features.

Impressionnantes formes géométriques extrêmement polyvalentes, utilisez ces bacs debout, sur leurs côtés comme des barrières ou sur leurs dos pour les bacs plantés ou les bassins d'eau.





Colours + Finishes

BS4800 and RAL Classic: Full colour range in polished gloss, satin, matt and textured matt finishes.

Standard colours: All finishes.

Polished Metallics: All finishes.

Textured Metallics: All finishes.





Polished Pearlescents: All finishes.

Polished Stardust: All finishes.

Natural: All finishes.

Dapple: All finishes.

See page 275 for all colour and finish options.

Code	  	
POLYBAR01	960 x 350 x 1210mm	TWC3
POLYBAR02	670 x 350 x 1470mm	TWC3
bench		
POLYBAR03	1210 x 960 x 450mm	TMS5
POLYBAR04	1470 x 670 x 450mm	TMS5
barrier		
POLYBAR05	1210 x 350 x 960mm	TMS8
POLYBAR06	1470 x 350 x 670mm	TMS8



avant-garde range

cactus

Use as single specimens or plant a garden. Cactus brings out your inner cowboy.

Utilisation en tant que modèle unique ou à disposer en ilots.



Colours + Finishes

BS4800 and RAL Classic: Full colour range in polished gloss, satin, matt and textured matt finishes.

Standard colours: All finishes.

Polished Metallics: All finishes.

Textured Metallics: All finishes.

Polished Pearlescents: All finishes.

Polished Stardust: All finishes.





Natural: All finishes.

Dapple: All finishes.

See page 275 for all colour and finish options.

Gold, Silver +
Colour leaf finishes
available



Code	  	
CACTUSA1	680 x 350 x 1200mm	TMS1.5x2
CACTUSA2	850 x 350 x 1500mm	TWC3x2
CACTUSA3	1000 x 400 x 1800mm	TWC3x2
CACTUSB1	620 x 350 x 1200mm	TMS1.5x2
CACTUSB2	770 x 350 x 1500mm	TWC3x2
CACTUSB3	930 x 400 x 1800mm	TWC3x2
CACTUSC1	760 x 350 x 1200mm	TMS1.5x2
CACTUSC2	950 x 350 x 1500mm	TWC3x2
CACTUSC3	1140 x 400 x 1800mm	TWC3x2



arrow

Bench seats and barriers perfect for wayfinding. Can be colour coded and sign written as required. Optional holey design, combine with the alphabet and hearts to communicate even more!

Banquettes et barrières parfaites pour 'way-finding' s'orienter et se diriger dans un espace. Disponibles en option, avec des logos, Holey design ou sérigraphie sur mesure. A combiner avec l'Alphabet et la gamme Heart pour communiquer encore plus!



Colours + Finishes

BS4800 and RAL Classic: Full colour range in polished gloss, satin, matt and textured matt finishes.

Standard colours: All finishes.

Polished Metallics: All finishes.

Textured Metallics: All finishes.

Polished Pearlescents: All finishes.

Polished Stardust: All finishes.

Natural: All finishes.

Dapple: All finishes.

See page 275 for all colour and finish options.

Gold, Silver +
Colour leaf finishes
available



ARROW01 / ARROWHD01

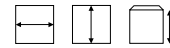


ARROWHD02



ARROWBE01

Code barrier



ARROW01	1120 x 300 x 950mm	TMS8
ARROW02	1120 x 300 x 1200mm	TMS10

bench

ARROWBE01	863 x 785 x 430mm	N/A
-----------	-------------------	-----



avant-garde range

spin

Creating the illusion of movement through regular circular ribbing and complex reflections.

Création de l'illusion du mouvement par une surface nervurée régulière aux reflets intrigants.



Colours + Finishes

BS4800 and RAL Classic: Full colour range in polished gloss, satin, matt and textured matt finishes.

Standard colours: All finishes.

Polished Metallics: All finishes.

Textured Metallics: All finishes.

Polished Pearlescents: All finishes.

Polished Stardust: All finishes.

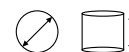
Natural: All finishes.

Dapple: All finishes.

See page 275 for all colour and finish options.



Code



SPIN01

450 x 535

380mm

TWC6

SPIN02

400 x 900

330mm


TWC4

SPIN03

450 x 1200

380mm

TWC4



flip

Reverse tapered flutes with feature raised base. Clean design for all types of planting.

Conique avec une base soulevée. Design épuré pour tous types de plantations.



Colours + Finishes

BS4800 and RAL Classic: Full colour range in polished gloss, satin, matt and textured matt finishes.

Standard colours: All finishes.

Polished Metallics: All finishes.

Textured Metallics: All finishes.

Polished Pearlescents: All finishes.

Polished Stardust: All finishes.





Natural: All finishes.

Dapple: All finishes.

See page 275 for all colour and finish options.

Gold, Silver +
Colour leaf finishes
available



Code				
FLIP01	500 x 390	360mm	TWC4	
FLIP02	650 x 520	470mm	TWC6	
FLIP03	500 x 580	300mm	TWC4	
FLIP04	500 x 750	300mm	TWC4	
FLIP05	500 x 1050	300mm	TWC4	



fusion

Gently curved and slender creating large displays where space is limited.

Légèrement courbe et élégant, possibilité de créer une composition en hauteur quand l'espace est limité.



Colours + Finishes

BS4800 and RAL Classic: Full colour range in polished gloss, satin, matt and textured matt finishes.

Standard colours: All finishes.

Polished Metallics: All finishes.

Textured Metallics: All finishes.

Polished Pearlescents: All finishes.

Polished Stardust: All finishes.

Natural: All finishes.

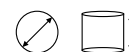
Dapple: All finishes.

See page 275 for all colour and finish options.

Gold, Silver +
Colour leaf finishes
available



Code



320 x 1000



230mm



TWC2

FUSION02

420 x 1300

290mm

TWC3

FUSION03

500 x 1600

340mm

TWC4

FUSION04

550 x 1900

370mm


TWC4

FUSION05

550 x 2400

370mm

TWC4



Dapple grey

Coral leaf



Fusion03 (dapple grey finish)

time

Doubly curvaceous with perfect symmetry top to bottom. Great stability and a large planting area.

Doublement courbe avec une symétrie parfaite. Grande stabilité et une surface de plantation importante.



Colours + Finishes

BS4800 and RAL Classic: Full colour range in polished gloss, satin, matt and textured matt finishes.

Standard colours: All finishes.

Polished Metallics: All finishes.

Textured Metallics: All finishes.

Polished Pearlescents: All finishes.

Polished Stardust: All finishes.

Natural: All finishes.

Dapple: All finishes.

See page 275 for all colour and finish options.

Gold, Silver +
Colour leaf finishes
available



Code



TIME01

440 x 1080

360mm

TWC3

TIME02

560 x 1360

450mm

TWC4



avant-garde range

bubbles

Bubble chains in 3 diameters; funky and fun.

Bubbles, boules en 3 diamètres et plusieurs hauteurs, funky et amusant.



Colours + Finishes

BS4800 and RAL Classic: Full colour range in polished gloss, satin, matt and textured matt finishes.

Standard colours: All finishes.

Polished Metallics: All finishes.

Textured Metallics: All finishes.

Polished Pearlescents: All finishes.

Polished Stardust: All finishes.

Natural: All finishes.

Dapple: All finishes.

See page 275 for all colour and finish options.

Gold, Silver +
Colour leaf finishes
available



Code



2 bubbles

BUBBDT01	175 x 200	85mm	N/A
BUBB01	380 x 430	220mm	TWC3
BUBB02	490 x 560	280mm	TWC4
BUBB03	630 x 720	380mm	TWC6

3 bubbles

BUBBDT02	175 x 280	85mm	N/A
BUBB04	380 x 620	220mm	TWC4
BUBB05	490 x 800	280mm	TWC5
BUBB06	630 x 1060	380mm	TWC7

4 bubbles

BUBBDT03	175 x 385	85mm	N/A
BUBB07	380 x 845	220mm	TWC5
BUBB08	490 x 1090	280mm	TWC6
BUBB09	630 x 1400	380mm	TWC8



easter island

Ultra modern design inspired by the Moai statues. Each planter has an optional second planter or shelf which can be used to present brochures (reception areas), as a writing stand, a glass stand (for bars, hotels etc) or for lights, ornaments etc. Each planter also slots into the other for creating walls or special features.

Design modern, inspiré par les statues Moai de l'Île de Pâques. Chaque pot offre la possibilité d'un bac de plantation en plus ou une étagère en option. L'étagère peut être utilisée pour des brochures (accueils), comme une écrioire, un support pour un verre (bars, hôtels) ou pour un élément de décoration comme une lampe. Chaque bac est modulable avec les autres de la gamme, pour créer des cloisons rythmées ou barrières sculpturales.





EASIL01

EASIL02



EASILB01



EASIL03



Suggested layouts

Colours + Finishes

BS4800 and RAL Classic: Full colour range in polished gloss, satin, matt and textured matt finishes.

Standard colours: All finishes.

Polished Metallics: All finishes.

Textured Metallics: All finishes.

Polished Pearlescents: All finishes.

Polished Stardust: All finishes.

Natural: All finishes.

Dapple: All finishes.

See page 275 for all colour and finish options.

Gold, Silver +
Colour leaf finishes
available

Supplied with topmost area in planter form and lower area as shelf as standard. Please specify at time of ordering for variations from this layout

Livré automatiquement en 'standard' avec le bac le plus élevé sous forme de bac à planter et la zone inférieure en étagère. Merci de spécifier au moment de passer la commande pour une variation de cette disposition.

Code					
EASIL01	400 x 350 x 1200	200 x 260mm	TMS2		
Optional second planter	250 x 350 x 240	170 x 260mm	TMS2		
EASIL02	450 x 350 x 1600	200 x 260mm	TMS2		
Optional second planter	290 x 350 x 250	200 x 260mm	TMS2		
barrier					
EASILB01	1000 x 350 x 900	700 x 260mm	TMS6		
cube					
EASIL03	900 x 600 x 900	650 x 510mm	TWC12		
EASILB03 with bench seat at 450mm high					
EASIL04	900 x 900 x 900	650 x 810mm	TWC12		
EASILB04 with bench seat at 450mm high					



dune

Broad feature lips brighten foliage from below with reflected light. Beautiful in Pearlescent and Stardust.

Des bords généreux réfléchissant la lumière en dessous du feuillage. Sublime dans les finitions 'perle' et 'stardust'.



Colours + Finishes

BS4800 and RAL Classic: Full colour range in polished gloss, satin, matt and textured matt finishes.

Standard colours: All finishes.

Polished Metallics: All finishes.

Textured Metallics: All finishes.

Polished Pearlescents: All finishes.

Polished Stardust: All finishes.





Natural: All finishes.

Dapple: All finishes.

See page 275 for all colour and finish options.

Gold, Silver +
Colour leaf finishes
available



Code				
DUNE01	500 x 510	320mm	TWC4	
DUNE02	500 x 670	320mm	TWC6	
DUNE03	670 x 670	430mm	TWC8	
DUNE04	500 x 900	320mm	TWC4	
DUNE05	500 x 1200	320mm	TWC4	



wave

Create stunning snaking barriers, wrap around pillars or use as a stand alone feature. Highly flexible planter in 4 heights.

Créez des barrières qui serpentent, qui s'enroulent autour des colonnes, les quatre hauteurs sont modulables.





3 x WAVEST01

Colours + Finishes

BS4800 and RAL Classic: Full colour range in polished gloss, satin, matt and textured matt finishes.

Standard colours: All finishes.

Polished Metallics: All finishes.

Textured Metallics: All finishes.

Polished Pearlescents: All finishes.

Polished Stardust: All finishes.

Natural: All finishes.

Dapple: All finishes.

See page 275 for all colour and finish options.

Code



WAVE01	470 x 410 x 450	240 x 280mm	TWC4
WAVE02	470 x 410 x 600	240 x 280mm	TWC4
WAVE03	470 x 410 x 900	240 x 280mm	TWC4
WAVE04	470 x 410 x 1200	240 x 280mm	TWC4

stool

WAVEST01	470 x 410 x 450	N/A	N/A
-----------------	-----------------	-----	-----

Suggested layouts



Wave barriers



Column planting



u.n.c

Write it large with our stunning three letter combination for fun dividers. Specify blank tops for writing areas or stands in a barrier run.

Écrivez-le en grand avec notre étonnante combinaison de trois lettres pour créer des séparations en s'amusant. Spécifiez en meuble étagère ou en pot de plantation.



Colours + Finishes

BS4800 and RAL Classic: Full colour range in polished gloss, satin, matt and textured matt finishes.

Standard colours: All finishes.

Polished Metallics: All finishes.

Textured Metallics: All finishes.

Polished Pearlescents: All finishes.

Polished Stardust: All finishes.

Natural: All finishes.

Dapple: All finishes.

See page 275 for all colour and finish options.



UPLANT01



NPLANT01



CPLANT01

Code



Code	900 x 300 x 900	230 x 230mm	TWC2x2
UPLANT01	900 x 300 x 900	230 x 230mm	TWC2x2
NPLANT01	900 x 300 x 900	820 x 220mm	TMS7
CPLANT01	900 x 300 x 900	820 x 220mm	TMS7

Suggested layout showing alternating planter and shelf tops



bloks

Take 5 different interlocking shapes and your imagination for infinite possibilities – barriers, features, planting beds – the combinations are endless. Look at the examples below for inspiration and design your own. All Bloks can come with planting pockets in any location so always discuss with the Livingreen Team to finalise the details.

Combinez les 5 formes différentes qui s'imbriquent à votre imagination pour des possibilités infinies. Regardez ces exemples pour vous inspirer et concevoir vos propres projets. Toutes les formes des Bloks peuvent avoir une poche de plantation à l'endroit de votre choix selon votre design. Discutez avec l'équipe Livingreen pour finaliser les détails.



Colours + Finishes

BS4800 and RAL Classic: Full colour range in polished gloss, satin, matt and textured matt finishes.

Standard colours: All finishes.

Polished Metallics: All finishes.

Textured Metallics: All finishes.

Polished Pearlescents: All finishes.





Polished Stardust: All finishes.

Natural: All finishes.

Dapple: All finishes.

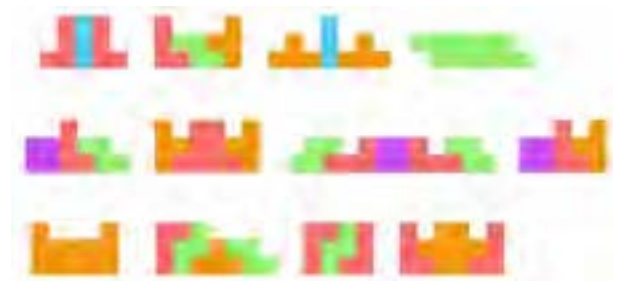
See page 275 for all colour and finish options.



Code	  	
BLOK01	600 x 300 x 600mm	TMS4
BLOK02	600 x 300 x 900mm	TWC3
BLOK03	300 x 300 x 900mm	TMS4
BLOK04	900 x 300 x 600mm	TWC3
BLOK05	900 x 300 x 600mm	TWC3

Sizes are based on orientations shown.

example of combination options



alphabet + digits

Letters and numbers to be used in any combination as planters, shelves or side tables. Designed to be self-standing without additional bases. All sizes can be varied, please send us your requirements for a quotation.

Les lettres et les chiffres peuvent être utilisés comme bac ou console. Conçu pour être autoporteurs, sans base additionnelle. Toutes les dimensions peuvent être adaptées ; pour un projet sur mesure contactez-nous.





Colours + Finishes

BS4800 and RAL Classic: Full colour range in polished gloss, satin, matt and textured matt finishes.

Standard colours: All finishes.

Polished Metallics: All finishes.

Textured Metallics: All finishes.

Polished Pearlescents: All finishes.

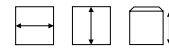
Polished Stardust: All finishes.

Natural: All finishes.

Dapple: All finishes.

See page 275 for all colour and finish options.

Code



NUMPLANT01 900 x 350 x 900mm

LETPLANT01 900 x 350 x 900mm

Please specify the number(s) or letter(s) you would like when ordering. All planters and tankers are approximately the sizes stated above and are designed to be floorstanding.

There is the option to have these units with an enclosed top to be used as a side table or shelf. Please state this at the time of ordering.



vortex

Unique planting cups for stunningly presented displays.
Engineered for stability when planted.

Coupe de plantation unique pour mettre en valeur des compositions élaborées ou plantes spécimen. Prévu pour être parfaitement stable une fois planté.

Colours + Finishes

BS4800 and RAL Classic: Full colour range in polished gloss, satin, matt and textured matt finishes.

Standard colours: All finishes.

Polished Metallics: All finishes.

Textured Metallics: All finishes.

Polished Pearlescents: All finishes.

Polished Stardust: All finishes.

Natural: All finishes.

Dapple: All finishes.

See page 275 for all colour and finish options.

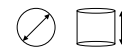
Gold, Silver +
Colour leaf finishes
available



Code

VORT01

VORT02



440 x 750mm

560 x 950mm



TWC3

TWC3



grace

Inspired by the works of the Modernists, Grace can be enjoyed as unique sculptural pieces in their own right or can be supplied with planter compartments (standard unless requested) at their apex.

Inspiré par les œuvres des Modernistes, Grâce peut être apprécié comme une pièce sculpturale et peut être fourni avec des compartiments de plantation (standard sauf sur demande) à son sommet.



Colours + Finishes

BS4800 and RAL Classic: Full colour range in polished gloss, satin, matt and textured matt finishes.

Standard colours: All finishes.

Polished Metallics: All finishes.

Textured Metallics: All finishes.

Polished Pearlescents: All finishes.

Polished Stardust: All finishes.

Natural: All finishes.

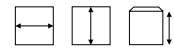
Dapple: All finishes.

See page 275 for all colour and finish options.

Gold, Silver +
Colour leaf finishes
available



Code



GRACE01	620 x 290 x 1050mm	TMS2
GRACE02	700 x 340 x 1300mm	TMS2
GRACE03	700 x 340 x 1600mm	TMS2



touch

The look of hammered metal without the expense.
Fabulous in metallic finishes but also in Stardust and Pearlescent.

L'aspect du métal martelé à moindre coût. Extraordinaire dans les finitions métalliques mais également dans le 'stardust' et 'perle'.



Polished metallic bronze



Polished stardust purple

Colours + Finishes

BS4800 and RAL Classic: Full colour range in polished gloss, satin, matt and textured matt finishes.

Standard colours: Polished, matt and satin only.

Polished Metallics: All finishes.

Textured Metallics: N/A

Polished Pearlescents: All finishes.

Polished Stardust: All finishes.

Natural: N/A

Dapple: N/A

See page 275 for all colour and finish options.



Code



TOUCH01

360 x 605mm

TWC3

TOUCH02

385 x 805mm

TWC4

TOUCH03

400 x 1005mm

TWC4



Polished metallic gold



Polished metallic copper

luna range

luna

Perfect spheres, Sphere planters and two bowl options complete this fabulous range. Luna Half or Full can be specified as hanging baskets.

Sphères parfaites, sphère en pot, en objet, et deux options en coupe complètent cette gamme inspirante. Prescrivez Luna en demie ou entière pour des paniers suspendus.



Colours + Finishes

BS4800 and RAL Classic: Full colour range in polished gloss, satin, matt and textured matt finishes.

Standard colours: All finishes.

Polished Metallics: All finishes.

Textured Metallics: All finishes.

Polished Pearlescents: All finishes.

Polished Stardust: All finishes.

Natural: All finishes.

Dapple: All finishes.

See page 275 for all colour and finish options.

Gold, Silver +
Colour leaf finishes
available







Luna Full

Code		
LUNAFDT01	160mm	N/A
LUNAF01	350mm	N/A
LUNAF02	590mm	N/A
LUNAF03	780mm	N/A
LUNAF04	1200mm	N/A
LUNAF05	450mm	N/A







Luna Slice

Code				
LUNASDT01	130 x 160	100mm	N/A	
LUNAS01	350 x 290	220mm	TMS2	
LUNAS02	590 x 470	300mm	TWC4	
LUNAS03	780 x 680	450mm	TWC8	
LUNAS04	1200 x 990	700mm	TWC10	
LUNAS05	450 x 375	230mm	TWC2	

Planting diameter can be increased by slicing the top lower on request.



Luna Half

Code				
LUNAH01	350 x 150	300mm	TWC2	
LUNAH02	590 x 240	500mm	TWC4	
LUNAH03	780 x 350	740mm	TWC6	
LUNAH04	1200 x 500	1080mm	TWC8	
LUNAH05	450 x 190	410mm	TWC2	

luna range

luna



Colours + Finishes

BS4800 and RAL Classic: Full colour range in polished gloss, satin, matt and textured matt finishes.

Standard colours: All finishes.

Polished Metallics: All finishes.

Textured Metallics: All finishes.

Polished Pearlescents: All finishes.

Polished Stardust: All finishes.

Natural: All finishes.





Dapple: All finishes.

See page 275 for all colour and finish options.

Gold, Silver +
Colour leaf finishes
available

Luna Crescent



Code				
LUNAC01	335 x 100		285mm	N/A
LUNAC02	525 x 160		475mm	TWC2
LUNAC03	760 x 230		700mm	TWC3
LUNAC04	1150 x 335		1050mm	TWC6
LUNAC05	450 x 135		390mm	N/A



combinations

of pedestals + bowls



shanghai (polished hot pink)



dallas (polished metallic silver)



new york (polished brilliant white) and rome (polished metallic black)



milan (polished metallic black)



lyon 01 and 02 (polished pearlescent deep blue)



rio and rome (polished metallic gold)



sicily (polished hot pink)



vegas (polished metallic black)



vegas (polished metallic black)



chicago (polished metallic black) and oslo (polished metallic silver)



sicily (polished euro blue)



phoenix (polished jet black)



rio (polished pearlescent gold) and rome (polished pearlescent red)



milan (polished flame red)



london (polished pearlescent purple)



rome (polished pearlescent purple)



palma (gold leaf)

hanging basket

Half sphere, round baskets and deeper flat base models for easy planting and longer watering period. Can be supplied with tanker irrigation and hole pre-cut in the sides if required. Available in any colour and suitable for interior and exterior use.

Demi-sphères, paniers ronds et modèles plus profonds pour une plantation facilitée et une plus longue période d'arrosage. Peut être fourni avec une réserve d'eau (Tanker) et un trou de drainage si nécessaire. Disponible dans toutes les couleurs et adaptés pour une utilisation intérieure et extérieure.



BASK05



BASK03

Colours + Finishes

BS4800 and RAL Classic: Full colour range in polished gloss, satin, matt and textured matt finishes.

Standard colours: All finishes.

Polished Metallics: All finishes.

Textured Metallics: All finishes.

Polished Pearlescents: All finishes.

Polished Stardust: All finishes.

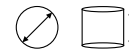
Natural: All finishes.

Dapple: All finishes.

See page 275 for all colour and finish options.

Hanging Basket

Code



flat bottoms

BASK01	350 x 145mm	N/A
BASK02	350 x 290mm	TWC2
BASK03	340 x 190mm	TWC2
BASK04	450 x 190mm	TWC2

round bottoms

BASK05	350 x 175mm	N/A
BASK06	350 x 320mm	TWC2
BASK07	450 x 225mm	TWC2



barrier

stylish barriers

Stylish barriers in any size, for interiors and exteriors, roof gardens and receptions.

Barrières épurées disponibles en standard et sur mesure, pour l'intérieur et l'extérieur.





barrier

As well as our standard range, barriers can be constructed in literally any size that will fit on a lorry. Using advanced strengthening materials barriers will not bow no matter how large the size.

Les barrières sont disponibles sur mesure, renforcées pour les grandes dimensions elles ne se déforment pas.



Colours + Finishes

BS4800 and RAL Classic: Full colour range in polished gloss, satin, matt and textured matt finishes.

Standard colours: All finishes.

Polished Metallics: All finishes.

Textured Metallics: All finishes.

Polished Pearlescents: All finishes.



Polished Stardust: All finishes.

Natural: All finishes.

Dapple: All finishes.

See page 275 for all colour and finish options.



Code	  	
BARR01	1000 x 300 x 300mm	TMS8
BARR02	1200 x 300 x 400mm	TMS10
BARR03	1400 x 300 x 700mm	TMN6x2
BARR04	900 x 300 x 900mm	TMS8
BARR05	1000 x 300 x 900mm	TMS8
BARR06	1000 x 300 x 700mm	TMS8
BARR07	1000 x 200 x 300mm	TMS8
BARR08	1500 x 300 x 300mm	TMS12
BARR09	1500 x 400 x 400mm	TMS12

window box

BARRWB01	400 x 200 x 230mm	TMS3
BARRWB02	600 x 200 x 230mm	TMS5
BARRWB03	800 x 200 x 230mm	TMS7
BARRWB04	900 x 200 x 230mm	TMS8
BARRWB05	1000 x 200 x 230mm	TMS8
BARRWB06	1200 x 200 x 230mm	TMS10

exterior

BARR10	1000 x 400 x 400mm	TMS8
BARR11	1200 x 500 x 500mm	TMN10x2
BARR12	1500 x 500 x 500mm	TMS12x2


All barrier planters are suitable for both interior and exterior use. The 'exterior' sizes are commonly requested dimensions however we can make bespoke barriers in any size without significant additional tooling costs or delays. Please contact us for a quotation to your exact requirements.

geo design range

cube

Used everywhere and anywhere. Sometimes great design comes naturally and is impossible to beat.

Une forme exceptionnellement polyvalente.



Colours + Finishes

BS4800 and RAL Classic: Full colour range in polished gloss, satin, matt and textured matt finishes.

Standard colours: All finishes.

Polished Metallics: All finishes.

Textured Metallics: All finishes.

Polished Pearlescents: All finishes.

Polished Stardust: All finishes.

Natural: All finishes.

Dapple: All finishes.

See page 275 for all colour and finish options.



Code	  	
CUBEDT01	160 x 160 x 160mm	TMS1
CUBEDT02	200 x 200 x 200mm	TMS1
CUBE0	350 x 350 x 350mm	TWC3
CUBE1	400 x 400 x 400mm	TWC4
CUBE2	500 x 500 x 500mm	TWC4
CUBE3	600 x 600 x 600mm	TWC6
CUBE4	700 x 700 x 700mm	TWC10
CUBE5	1000 x 1000 x 1000mm	TCN8x3
CUBE6	800 x 800 x 800mm	TCN6x2
CUBE7	900 x 900 x 900mm	TCN7x3
CUBE8	1200 x 1200 x 1200mm	TCN9x3

Any size cube can be constructed upon request without significant additional tooling costs or delays. Please contact us with your exact requirements.



tower

The strong lines of the Tower range make it a favourite for paired planting and informal screening.

Les lignes fortes de la gamme Tower en font l'idéal pour la plantation jumelée ou en écran.



Colours + Finishes

BS4800 and RAL Classic: Full colour range in polished gloss, satin, matt and textured matt finishes.

Standard colours: All finishes.

Polished Metallics: All finishes.

Textured Metallics: All finishes.

Polished Pearlescents: All finishes.





Polished Stardust: All finishes.

Natural: All finishes.

Dapple: All finishes.

See page 275 for all colour and finish options.



Code	  	
TOW1	160 x 160 x 200mm	TMS1
TOW2	350 x 350 x 600mm	TWC4
TOW3	350 x 350 x 800mm	TWC4
TOW4	400 x 400 x 1200mm	TWC4/6
TOW5	400 x 400 x 1500mm	TWC4
TOW6	500 x 500 x 1200mm	TWC4/6
TOW7	400 x 400 x 900mm	TWC4
TOW8	400 x 400 x 1800mm	TWC4
TOW9	500 x 500 x 1500mm	TWC4/6
TOW10	500 x 500 x 1800mm	TWC4/6

All towers can be shortened to any height on request. Any size tower can be constructed upon request without significant additional tooling costs or delays. Please contact us with your exact requirements.



hexagons

A wonderfully complete range of interlocking barriers and planters based on six sided geometric shapes that are available in different heights to produce a huge selection of possible combinations.

Une gamme complète de barrières et bacs qui s'assemblent merveilleusement sur la base de six formes géométriques. Ils sont disponibles en différentes hauteurs, afin de pouvoir produire un grand choix de combinaisons.



HEXAGON arrangement planted with replica Bamboo from our separate Artificial Plant brochure.



HEXAGON Barriers planted with replica Tillandsia ball head Green Fantasy from our separate Artificial Plant brochure.



Colours + Finishes

BS4800 and RAL Classic: Full colour range in polished gloss, satin, matt and textured matt finishes.

Standard colours: All finishes.

Polished Metallics: All finishes.

Textured Metallics: All finishes.

Polished Pearlescents: All finishes.

Polished Stardust: All finishes.

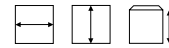
Natural: All finishes.

Dapple: All finishes.

See page 275 for all colour and finish options.



Code



GEOHEX01 400 x 350 x a mm

TWC3

GEOHEX02 500 x 440 x b mm

TWC4

GEOHEX03 600 x 530 x b mm

TWC6

barriers

GEOHEXBA01 1000 x 350 x c mm

TMS8

GEOHEXBA02 560 x 350 x a mm

TWC3

measurements are heights available in mm

a - 400, 600, 900

b - 400, 600, 900, 1200

c - 300, 400, 600, 900

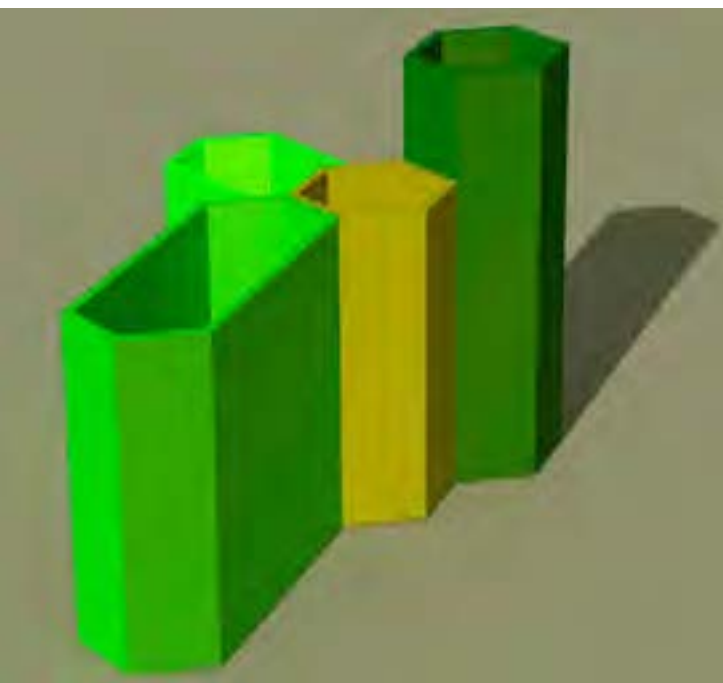
for full codes; please see price list



GEOHEXBA02



GEOHEXBA01



geo design range

pillar

So much more than a cost saving alternative to metal pillars, these are the ultimate space savers. Available in every colour and finish for style without compromise.

Moins cher et plus léger qu'en métal. Disponible dans chaque couleur et finition.



Colours + Finishes

BS4800 and RAL Classic: Full colour range in polished gloss, satin, matt and textured matt finishes.

Standard colours: All finishes.

Polished Metallics: All finishes.

Textured Metallics: All finishes.

Polished Pearlescents: All finishes.

Polished Stardust: All finishes.

Natural: All finishes.

Dapple: All finishes.

See page 275 for all colour and finish options.



Code	 	
PILL01	350 x 600mm	TWC4
PILL02	350 x 750mm	TWC4
PILL03	350 x 900mm	TWC4
PILL04	350 x 1200mm	TWC4
PILL05	430 x 600mm	TWC4
PILL06	430 x 800mm	TWC4
PILL07	430 x 1000mm	TWC4
PILL08	430 x 1200mm	TWC4
PILL09	430 x 1500mm	TWC4

Pillars can be shortened to any height on request.



geo round

A great utility design suitable for almost any location both interior and exterior.

Un design pratique et facilement adaptable à tout type d'endroit à la fois à l'intérieur et à l'extérieur.



Colours + Finishes

BS4800 and RAL Classic: Full colour range in polished gloss, satin, matt and textured matt finishes.

Standard colours: All finishes.

Polished Metallics: All finishes.

Textured Metallics: All finishes.

Polished Pearlescents: All finishes.

Polished Stardust: All finishes.

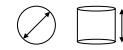
Natural: All finishes.

Dapple: All finishes.

See page 275 for all colour and finish options.



Code



ROD01	400 x 300 x 400mm	TWC3
ROD02	400 x 300 x 750mm	TWC4
ROD03	400 x 300 x 1000mm	TWC4
ROD04	550 x 385 x 650mm	TWC8
ROD05	550 x 395 x 890mm	TWC6
ROD06	800 x 640 x 700mm	TWC12



cylinder

Classic perfect circles with broad lips available in every size including tree planters.

Cylindres parfaits disponibles avec des bords larges dans toutes les tailles y compris les grandes pour les arbres.



Colours + Finishes

BS4800 and RAL Classic: Full colour range in polished gloss, satin, matt and textured matt finishes.

Standard colours: All finishes.

Polished Metallics: All finishes.

Textured Metallics: All finishes.

Polished Pearlescents: All finishes.

Polished Stardust: All finishes.

Natural: All finishes.

Dapple: All finishes.

See page 275 for all colour and finish options.



Code	 		
CYLIN01	400 x 400	300mm	TWC3
CYLIN02	500 x 500	400mm	TWC4
CYLIN03	600 x 600	480mm	TWC6
CYLIN04	700 x 700	560mm	TWC6
CYLIN05	800 x 800	640mm	TWC10
CYLIN06	900 x 900	720mm	TWC12
CYLIN07	1000 x 1000	800mm	TCN6x3
CYLIN08	1200 x 1200	960mm	TCN9x3
CYLIN09	1000 x 400	800mm	TMN6x3
CYLIN10	1200 x 400	960mm	TMN7x3
CYLIN11	1500 x 400	1220mm	TMN8x3

See tree planters (p.242-249) for larger sizes.

Cylinders can be shortened to any height on request.



flare

Elegance personified, an architectural statement in their own right. Now with matching tapered cuboids to tree planter size and the new highly raked Xtreme maxiflare featuring a broad base for extra stability.

Élégance personnifiée, un bac architectural. Maintenant, avec des formes coniques de grande taille et le nouveau Maxiflare Xtreme avec une socle large pour une stabilité augmentée.



Colours + Finishes

BS4800 and RAL Classic: Full colour range in polished gloss, satin, matt and textured matt finishes.

Standard colours: All finishes.

Polished Metallics: All finishes.

Textured Metallics: All finishes.

Polished Pearlescents: All finishes.

Polished Stardust: All finishes.

Natural: All finishes.

Dapple: All finishes.

See page 275 for all colour and finish options.

Gold, Silver +
Colour leaf finishes
available

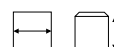


Code flare



FLA1	350 x 600mm	TWC4
FLA2	400 x 900mm	TWC4

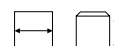
Code maxi flare



MAXFLA1	400 x 1200mm	TWC4
MAXFLA2	400 x 1500mm	TWC4



Code

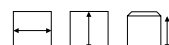


xtreme maxi flare

XTFLA01	400 x 900mm	TWC3
XTFLA02	400 x 1200mm	TWC3
XTFLA03	500 x 1500mm	TWC4
XTFLA04	500 x 1800mm	TWC4



Code



flare cube

FLAC01	400 x 400 x 400mm	TWC4
FLAC02	600 x 600 x 600mm	TWC6/8
FLAC03	800 x 800 x 800mm	TWC10
FLAC04	1000 x 1000 x 1000mm	TCN6x3
FLAC05	1200 x 1200 x 1200mm	TCN8x3

triangle + diamond

Equilateral tall triangles can be interlocked in different sizes and colours to create features limited only by the imagination. Diamonds are eye-catching space dividers and troughs.

Les grands triangles équilatéraux peuvent s'assembler en différentes tailles et couleurs pour créer des compositions illimitées. Les Geo Diamants sont des jardinières attirantes et originales.



Colours + Finishes

BS4800 and RAL Classic: Full colour range in polished gloss, satin, matt and textured matt finishes.

Standard colours: All finishes.

Polished Metallics: All finishes.

Textured Metallics: All finishes.

Polished Pearlescents: All finishes.

Polished Stardust: All finishes.

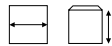

Natural: All finishes.

Dapple: All finishes.

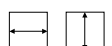

See page 275 for all colour and finish options.



Triangle

Code		
TRI60	500 x 600mm	TWC4
TRI90	500 x 900mm	TWC4
TRI120	500 x 1200mm	TWC4
TRI150	500 x 1500mm	TWC4

Diamond

Code		
DIA30	450/1000 x 300mm	TMS7
DIA70	450/1000 x 700mm	TMS7
DIA100	450/1000 x 1000mm	TMS7



ceramic style range

pharaoh + hex

A strong statement for feature planting. Polished finishes take full advantage of the reflective pattering.
Un design affirmé pour des plantations exceptionnelles. Les finitions polies mettent en valeur le motif réfléchissant.



Colours + Finishes

BS4800 and RAL Classic: Full colour range in polished gloss, satin, matt and textured matt finishes.

Standard colours: All finishes.

Polished Metallics: All finishes.

Textured Metallics: All finishes.

Polished Pearlescents: All finishes.

Polished Stardust: All finishes.

Natural: All finishes.

Dapple: All finishes.

See page 275 for all colour and finish options.

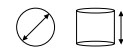


pharaoh



hex

Code



PHAR01

390 x 500mm

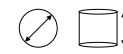
TWC4

PHAR02

600 x 750mm

TWC10

Code



HEX01

660 x 800mm

TWC10



ceramic style range

sphere

Planter balls with hand thrown appeal in stepped sizes.

Les sphères existent en plusieurs tailles.



Colours + Finishes

BS4800 and RAL Classic: Full colour range in polished gloss, satin, matt and textured matt finishes.

Standard colours: All finishes.

Polished Metallics: All finishes.

Textured Metallics: All finishes.

Polished Pearlescents: All finishes.





Polished Stardust: All finishes.


Natural: All finishes.

Dapple: All finishes.

See page 275 for all colour and finish options.



Code				
SPHER01	470 x 375	300mm	TWC3	
SPHER02	640 x 505	440mm	TWC4	
SPHER03	800 x 640	500mm	TWC8	



ceramic style range

antoinette

Fluted vases and planters with a rough, earthen finish.

Specify textured for a smoother, rippled look or natural finishes for rustic stoneware.

Vases et contenants évasés avec finition rugueuse. Spécifier texturé pour un résultat plus lisse, ou 'Naturel' pour un effet rustique.



Colours + Finishes

BS4800 and RAL Classic: Full colour range in polished gloss, satin, matt and textured matt finishes.

Standard colours: All finishes.

Polished Metallics: All finishes.

Textured Metallics: All finishes.

Polished Pearlescents: All finishes.




Polished Stardust: All finishes.




Natural: All finishes.

Dapple: All finishes.

See page 275 for all colour and finish options.



Code	 	
ANTVA1	300 x 700mm	TWC2
ANTVA2	380 x 900mm	TWC3
ANTVA3	500 x 1200mm	TWC4/6
ANTVA4	670 x 1600mm	TWC6/8

Code	 	
ANTPL1	420 x 400mm	TWC4
ANTPL2	500 x 500mm	TWC6
ANTPL3	650 x 650mm	TWC8
ANTPL4	800 x 800mm	TWC10/12



cubis

A perennial bestseller and ceramic style alternative to the Kubik from the Spirit range.

Un best-seller durable et une alternative en style céramique de modèle Kubik.

Colours + Finishes

BS4800 and RAL Classic: Full colour range in polished gloss, satin, matt and textured matt finishes.

Standard colours: All finishes.

Polished Metallics: All finishes.

Textured Metallics: All finishes.

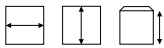

Polished Pearlescents: All finishes.

Polished Stardust: All finishes.

Natural: All finishes.

Dapple: All finishes.

See page 275 for all colour and finish options.

Code		
CU1	180 x 180 x 220mm	TMS1
CU2	300 x 300 x 350mm	TWC2
CU3	340 x 340 x 600mm	TWC4
CU4	380 x 380 x 900mm	TWC4
CU5	230 x 230 x 180mm	TMS2
CU6	500 x 200 x 200mm	TMS4
CU7	900 x 300 x 250mm	TMS8
CU8	450 x 450 x 610mm	TWC6
CU9	460 x 460 x 910mm	TWC8



cleopatra

Featuring stylish barriers and troughs to complement tall ceramic vases.

Des bacs ronds et ovales, style céramique.



Colours + Finishes

BS4800 and RAL Classic: Full colour range in polished gloss, satin, matt and textured matt finishes.

Standard colours: All finishes.

Polished Metallics: All finishes.

Textured Metallics: All finishes.




Polished Pearlescents: All finishes.





Polished Stardust: All finishes.

Natural: All finishes.

Dapple: All finishes.

See page 275 for all colour and finish options.

Code	 	
CLE01	235 x 200mm	TMS1
CLE02	395 x 400mm	TWC4
CLE03	395 x 600mm	TWC4
CLE04	460 x 900mm	TWC4/6
CLE05	460 x 1200mm	TWC4/6

Code	  	
CLE06	560 x 310 x 500mm	TMS4
CLE07	680 x 440 x 300mm	TMS5
CLE08	680 x 440 x 630mm	TMS5



ceramic style range

bodacia

Classic ceramic egg pots and low wide bowls.

Pots en style céramique en forme d'œuf, coupes basses et larges.



Colours + Finishes

BS4800 and RAL Classic: Full colour range in polished gloss, satin, matt and textured matt finishes.

Standard colours: All finishes.

Polished Metallics: All finishes.

Textured Metallics: All finishes.

Polished Pearlescents: All finishes.




Polished Stardust: All finishes.

Natural: All finishes.




Dapple: All finishes.

See page 275 for all colour and finish options.



Code	 	
BOD1	440 x 410mm	TWC4
BOD2	550 x 460mm	TWC6
BOD3	670 x 560mm	TWC8
BOD4	700 x 850mm	TWC10



Code	 	
BOD5	760 x 420mm	TWC8
BOD6	970 x 500mm	TWC10



ceramic style range

julius

solid, ribbed and incredibly strong





julius

Strong, close ribbing makes this a contemporary classic and favourite for tree planters and roof gardens. Features a huge range of standard sizes and the option to build any other size to order.

Colours + Finishes

BS4800 and RAL Classic: Full colour range in polished gloss, satin, matt and textured matt finishes.

Standard colours: All finishes.

Polished Metallics: All finishes.

Textured Metallics: All finishes.

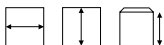

Polished Pearlescents: All finishes.

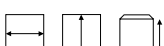

Polished Stardust: All finishes.

Natural: All finishes.

Daple: N/A

See page 275 for all colour and finish options.

Code		
EMJU05	200 x 200 x 200mm	TMS1
EMJU01	380 x 380 x 400mm	TWC4
EMJU23	450 x 450 x 1000mm	TWC4
EMJU06	500 x 500 x 500mm	TWC6
EMJU10	600 x 600 x 500mm	TWC8
EMJU22	600 x 600 x 800mm	TWC8
EMJU11	700 x 700 x 600mm	TWC10
EMJU12	800 x 800 x 700mm	TWC10
EMJU13	1000 x 1000 x 1000mm	TCN6 (3)
EMJU14	1200 x 1200 x 1000mm	TCN9 (4)
EMJU20	1500 x 1500 x 1200mm	TCN12 (5)
EMJU21	2000 x 1200 x 1000mm	TCN18 (4)
EMJU02	380 x 380 x 600mm	TWC4/6
EMJU03	380 x 380 x 900mm	TWC4/6
EMJU04	380 x 380 x 1200mm	TWC4/6
EMJU07	500 x 500 x 700mm	TWC6
EMJU08	500 x 500 x 900mm	TWC6/8
EMJU09	500 x 500 x 1200mm	TWC6/8

Code		
EMJU15	400 x 200 x 200mm	TMS3
EMJU16	600 x 200 x 200mm	TMS4
EMJU17	900 x 200 x 200mm	TMS8
EMJU18	1000 x 300 x 300mm	TMS8
EMJU19	1000 x 300 x 700mm	TMS8

Many other barrier sizes available. Please ask for a quotation.



julius octavia

Elegant tall fluted squares with the Julius feature ribbing.

Grandes colonnes évasées et nervurées.

Colours + Finishes

BS4800 and RAL Classic: Full colour range in polished gloss, satin, matt and textured matt finishes.

Standard colours: All finishes.

Polished Metallics: All finishes.

Textured Metallics: All finishes.

Polished Pearlescents: All finishes.





Polished Stardust: All finishes.

Natural: All finishes.

Dapple: N/A

See page 275 for all colour and finish options.



Code	  	
JULOC01	320 x 320 x 600mm	TWC3
JULOC02	400 x 400 x 900mm	TWC4
JULOC03	400 x 400 x 1200mm	TWC4
JULOC04	400 x 400 x 1500mm	TWC4



garden classics range

beevase

The spectacular beehive vase.

All the beauty of the originals but in every colour and finish.

Leur vase spectaculaire. Toute la beauté des originaux en terre cuite mais disponible dans chaque couleur et finition.



Colours + Finishes

BS4800 and RAL Classic: Full colour range in textured matt only.

Standard colours: All finishes in textured matt only.

Polished Metallics: N/A.

Textured Metallics: All finishes.

Polished Pearlescents: N/A.





Polished Stardust: N/A.

Natural: All finishes.

Dapple: N/A

See page 275 for all colour and finish options.



Code				
BEEVA1	540 x 1400	390mm (Vase)	TWC4	
BEEVA2	540 x 900	390mm (Vase)	TWC4	



tree planters

the largest range available anywhere

Livingreen Design offers the largest and most varied selection of tree planters available anywhere. We classify a tree planter as at least 80 x 80cm and capable of taking at least a 3m specimen. All are suitable for both interior and exterior use in the most demanding of environments. Such is our skill with tree planter design and fabrication we were chosen to create special planters for the James Bond film, Casino Royale.



BLOB04 (polished key lime green)



TREE8 (textured metallic silver)



ROSE04 (aged lead)



'Casino Royale', Tuscany planters. © 2006 Danjag, LLC, United Artists Corp, Columbia Pictures Industries

tree planters

Suitable for both interior and exterior use in the most demanding of environments.

Adaptés à la fois pour un usage à l'intérieur et à l'extérieur, dans les environnements les plus exigeants.



CHEL7 800 x 800mm
CHEL8 1000 x 1000mm
Irrigation: Ask for details



TREE2 1900 x 750mm
Irrigation: 4 No. TCN9



TREE3 1200 x 1000mm
Irrigation: Ask for details



KEN05 900 x 900 x 800mm
KEN06 1100 x 1100 x 1000mm
Irrigation: Ask for details



FLAC03 800 x 800 x 800 mm
FLAC04 1000 x 1000 x 1000mm
FLAC05 1200 x 1200 x 1200mm
Irrigation: Ask for details



STACU03 800 x 800 x 800 mm
STACU04 1000 x 1000 x 1000mm
Irrigation: Ask for details

Colours + Finishes

All tree planters are available in the finishes shown below. Certain models are available in further finishes (see page 275). Please check before ordering.

BS4800 and RAL Classic: Full colour range in textured matt only.

Standard colours: All finishes in textured matt only.

Textured Metallics: All finishes.

Natural: All finishes.



CUBE5 1000 x 1000 x 1000mm
CUBE8 1200 x 1200 x 1200mm
 Larger sizes to order please ask
 Irrigation: Ask for details



TUSC6 1030 x 820mm
 Irrigation: Ask for details



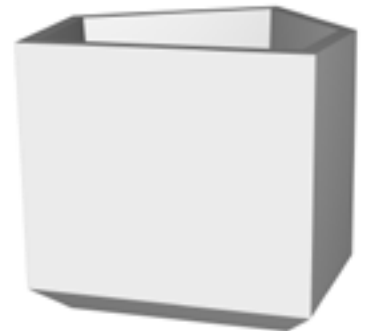
BRU10 800 x 800 x 800mm
BRU11 1000 x 1000 x 1000mm
 Irrigation: Ask for details



TUSC7 1500 x 1200mm
 Irrigation: Ask for details



CYLIN07 1000 x 1000mm
CYLIN08 1200 x 1200mm
TREE8 1500 x 1200mm
TREE9 2000 x 1200mm
 Irrigation: Ask for details



PENTIK10 800 x 800 x 800mm
PENTIK11 1000 x 1000 x 1000mm
 Irrigation: Ask for details



EMJU13 1000 x 1000 x 1000mm
EMJU14 1200 x 1200 x 1000mm
EMJU20 1500 x 1500 x 1200mm
EMJU21 2000 x 1200 x 1000mm
 Irrigation: Ask for details



BELL4
 1500 x 960mm
 Irrigation: Ask for details



LUNAS04 1200 x 990
 Irrigation: TWC10

tree planters

Suitable for both interior and exterior use in the most demanding of environments.

Adaptés à la fois pour un usage à l'intérieur et à l'extérieur, dans les environnements les plus exigeants.



CIR6 900 x 850mm
Irrigation: TWC12



BILL04 1000 x 1000mm
BILL05 1200 x 1200mm
Irrigation: TWC12



ROSE04 800 x 800 x 800mm
Irrigation: TWC12



QUAD6 900 x 900 x 900mm
Irrigation: TWC12



BEN06 1000 x 1000 x 1000mm
BEN07 1000 x 1000 x 1200mm
BEN08 1200 x 1200 x 1200mm
Irrigation: TWC12



CARDIN03 800 x 800 x 800mm
Irrigation: TWC8



720TER1500S01 1500 x 425
Irrigation: TWC12
720TER2000S01 2000 x 425
Irrigation: TCN6 + TCN3 x 2



BLOB02 975 x 840 x 750 Irrigation: TCN6x2
BLOB03 1100 x 950 x 850 Irrigation: TCN6x3
BLOB04 1540 x 1330 x 1190 Irrigation: TCN9x2



LUNAS04 1200 x 990
Irrigation: TWC10



OIR6 (polished ocean turquoise)



TREE3 (textured flame red with pallet base)



BEN06 (polished dutch orange)



EMJU13 (textured metallic graphite)

tree planters

tree planters



CUBE5 (aged lead)



QUAD6 (polished metallic graphite)



BILL04 (textured flame red)


NB: the colours shown throughout this publication are only as accurate as the four colour printing process can achieve, therefore they should be used only as a guide.

colours + finishes


Standard Colours - Couleurs standard



Polished Metallics - Métalliques polies



Textured Metallics - Métalliques texturées



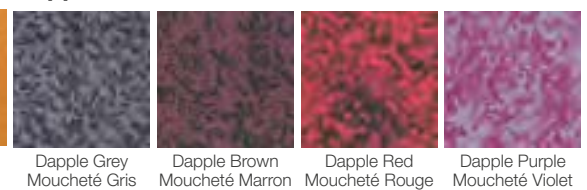
Polished Pearlescents - Perlé polies



Polished Stardust - Stardust polies



Dapple - Moucheté



Natural - Naturel



Gold, Silver and Colour leaf - Feuille d'or, Argent et Couleur



See over for
colours + finishes

ral classic colour chart

1000	1001	1002	1003	1004	1005	1006	1007	1011	1012	1013	1014	1015
1016	1017	1018	1019	1020	1021	1023	1024	1027	1028	1032	1033	1034
1035	1036	1037	2000	2001	2002	2003	2004	2008	2009	2010	2011	2012
2013	3000	3001	3002	3003	3004	3005	3007	3009	3011	3012	3013	3014
3015	3016	3017	3018	3020	3022	3024	3031	3032	3033	4001	4002	4003
4004	4005	4006	4007	4008	4009	4010	4011	4012	5000	5001	5002	5003
5004	5005	5007	5008	5009	5010	5011	5012	5013	5014	5015	5017	5018
5019	5020	5021	5022	5023	5024	5025	5026	6000	6001	6002	6003	6004
6005	6006	6007	6008	6009	6010	6011	6012	6013	6014	6015	6016	6017
6018	6019	6020	6021	6022	6024	6025	6026	6027	6028	6029	6032	6033
6034	6035	6036	7000	7001	7002	7003	7004	7005	7006	7008	7009	7010
7011	7012	7013	7015	7016	7021	7022	7023	7024	7026	7030	7031	7032
7033	7034	7035	7036	7037	7038	7039	7040	7042	7043	7044	7045	7046
7047	7048	8000	8001	8002	8003	8004	8007	8008	8011	8012	8014	8015
8016	8017	8019	8022	8023	8024	8025	8028	8029	9001	9002	9003	9004
9005	9006	9007	9010	9011	9016	9017	9018	9022	9023			

NB: the colours shown in the above chart are only as accurate as the four colour printing process can achieve, therefore they should be used only as a guide.