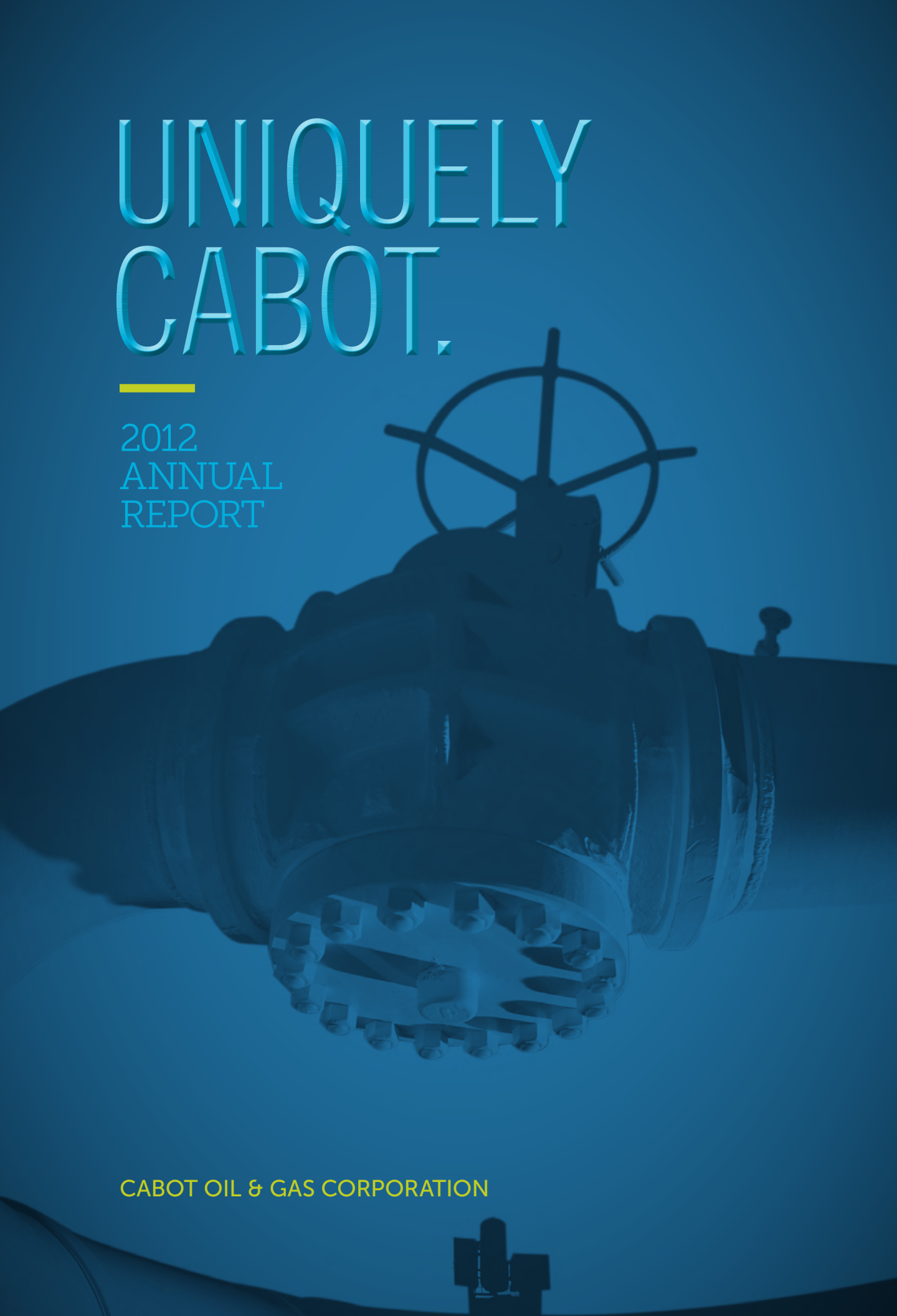


# UNIQUELY CABOT.

A large industrial valve with a handwheel, set against a blue background. The valve is the central focus of the image, with its handwheel at the top and its body extending downwards. The background is a solid blue color, and the valve is rendered in a darker blue, almost black, silhouette-like appearance. The overall aesthetic is industrial and professional.

---

2012  
ANNUAL  
REPORT

CABOT OIL & GAS CORPORATION



Cabot Oil & Gas Corporation, headquartered in Houston, Texas, is a leading independent natural gas producer, with its entire resource base located in the continental United States. The Company's focused operations are centered around developing its natural gas resources in Pennsylvania and West Virginia; and exploiting its oil, liquids and to a lesser extent, natural gas reserves in Texas and Oklahoma.

IN DECEMBER, CABOT SURPASSED ONE BCFE OF NET PRODUCTION PER DAY FOR THE FIRST TIME IN ITS HISTORY – A MILESTONE THAT FURTHER HIGHLIGHTS THE UNIQUELY PROLIFIC NATURE OF ITS ASSETS.

---





“2012 WAS ONE OF OUR BEST YEARS AS WE DELIVERED TOP LEVEL PRODUCTION GROWTH AT BEST-IN-CLASS FINDING COSTS FROM A 100 PERCENT ORGANIC GROWTH INVESTMENT PROGRAM.”  
**DAN O. DINGES, CHAIRMAN, PRESIDENT AND CHIEF EXECUTIVE OFFICER**

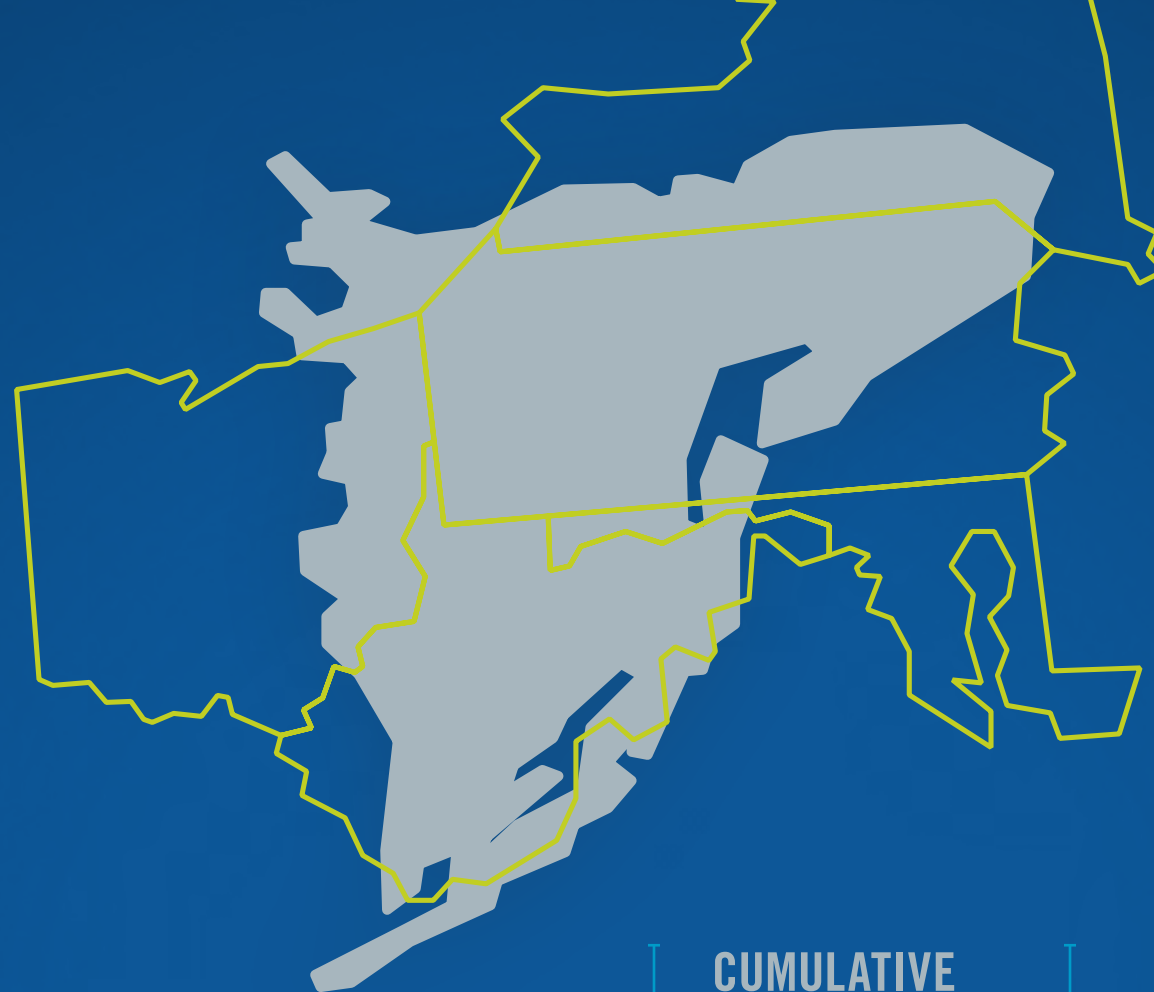


**CONSTITUTION PIPELINE VENTURE** We are partnering with Williams Partners L.P. to develop the Constitution Pipeline. This large diameter pipeline is specifically designed to transport our Marcellus production to both the New England and New York markets.

WE ARE DEVELOPING THE MOST PROLIFIC ACREAGE IN THE U.S.

**15/20**

Cabot's Susquehanna County acreage position in the sweet spot of the Marcellus Shale produced 15 of the top 20 Pennsylvania Marcellus wells in 2012.



NET ACRES IN THE MARCELLUS SHALE  
**~200,000**

THE RESULTS ONCE AGAIN DEMONSTRATE THE VALUE OF OUR PROLIFIC ACREAGE.

CUMULATIVE MARCELLUS PRODUCTION HAS REACHED

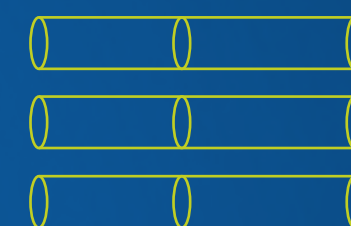
**500**  
 BILLION CUBIC FEET

FROM A WELL COUNT OF

**189**  
 OPERATED PRODUCING HORIZONTAL WELLS

**3** INTERSTATE PIPELINES DIRECTLY ACCESSIBLE TO OUR ACREAGE.

**1 Bcf**  
 GROSS DAILY MARCELLUS PRODUCTION



TENNESSEE GAS PIPELINE  
 TRANSCO PIPELINE  
 MILLENNIUM PIPELINE

all provide efficient delivery of our natural gas to Northeast markets.



NET ACRES IN LIQUIDS-FOCUSED PLAYS

EAGLE FORD	~62,000
MARMATON	~70,000
PEARSALL	~71,000
OTHER	~50,000





To Our Shareholders  
**DURING 2012 CABOT  
OIL & GAS CORPORATION  
CONTINUED THE  
MOMENTUM STARTED  
IN 2011 BY ACHIEVING  
SEVERAL NEW  
MILESTONES FOR  
THE COMPANY.**

Our most important achievement was another strong year of stock price appreciation with a 31 percent increase, even in the face of stiff headwinds due to low natural gas prices. In 2011, we were the #1 performing stock in the S&P 500 and in 2012 we were the #1 performing stock in our peer group.

**RECORD MILESTONES**

2012 was another standout year for Cabot. Despite a backdrop of macroeconomic uncertainty and depressed natural gas prices, new company records were set for production, proved reserves, revenues, cash flow from operations and discretionary cash flow. We also achieved two new milestones by surpassing one Bcf of daily gross production out of the Marcellus Shale and one Bcfe of total daily net production for the Company. These successes were a result of the exceptional efforts of our dedicated employees; disciplined management and financial prudence; and our unique, top-tier asset base. Our goal entering the year was to generate outsized growth at the most efficient finding costs while driving down overall costs. I am pleased to say that we were successful on all fronts. Our 43 percent production growth was best in class among our peers and generated entirely through the drill bit. Our all sources finding and development cost reached a low not seen in 15 years of \$0.87 per Mcfe.







---

### ACTIVE DRILLING PROGRAM

While most industry participants were forced to lay down rigs in their natural gas plays in response to commodity price declines, we were able to maintain an active drilling program in the Marcellus Shale that provided attractive rates of return even in a sub-\$3.00 per Mmbtu natural gas price environment. As a result, we exited 2012 with the same number of rigs operating in the Marcellus as we had entering the year. Meanwhile, we were able to capitalize on favorable oil prices by growing our liquids production approximately 67 percent, primarily in the Eagle Ford and Marmaton, while adding a new liquids-focused area of operations to our portfolio in the Pearsall Shale.

#### **Our operational efforts in 2012 were primarily focused on:**

- Further de-risking of our Marcellus acreage position through step-out drilling, allowing us to continue to capture primary term acreage.
- Continued infrastructure build-out in the Marcellus through our partnership with Williams to relieve infrastructure constraints throughout the system and lower field pressures.





- Initial testing of down-spacing initiatives in our Eagle Ford position to evaluate the concept of reduced spacing across our acreage.
- Initial testing of extended lateral wells in our Marmaton position.
- Initial exploitation drilling of our Pearsall position.

**The success of our drilling programs, coupled with disciplined management, resulted in exceptional operational and financial results for 2012, including:**

- Record production of 267.7 Bcfe, a 43 percent increase from 2011.
- Record year-end proved reserves of 3.8 Tcfe, a 27 percent increase from 2011.
- Record cash flow from operations of \$652.1 million, a 30 percent increase from 2011, despite an 18 percent decrease in realized natural gas prices.







WE ACHIEVED  
OUR SECOND  
CONSECUTIVE  
YEAR OF  
PRODUCTION  
GROWTH  
EXCEEDING  
40 PERCENT  
AND OUR THIRD  
CONSECUTIVE  
YEAR OF  
RESERVE  
GROWTH  
EXCEEDING  
20 PERCENT  
(PRO FORMA FOR ASSET SALES).

We achieved our second consecutive year of production growth exceeding 40 percent, due primarily to our drilling program in the Marcellus. We experienced proved reserve growth exceeding 20 percent (pro forma for asset sales) for the third consecutive year, which is particularly impressive given the negative price revisions seen across the industry as a result of lower natural gas prices. Our positive performance revisions, primarily in the Marcellus, more than outweighed any negative pricing effects experienced during 2012. The capital efficiency of our portfolio resulted in a continued decrease in our overall cost structure.

**In our continued pursuit of opportunities to create value for our shareholders, we made the following strategic decisions during 2012 that we believe will provide long-term benefits for the Company:**

- In February, we announced a new joint venture with Williams Partners L.P. to develop and construct a large-diameter pipeline, specifically designed to transport our Marcellus production to both the New England and New York markets. This joint venture represents a further step in alleviating any future infrastructure constraints affecting our Marcellus operations. We see this pipeline playing an important role in the future development of our world-class resource that will bring a reliable and dependable long-term natural gas supply into an expanding premium market.
- In June, we announced a new joint venture with a wholly-owned U.S. subsidiary of Osaka Gas Co., Ltd. for the sale of a 35 percent non-operated working interest in approximately 50,000 net acres in the Pearsall Shale for a total price of \$251 million. This deal provided us with \$125 million of cash that allowed us to maintain our drilling levels in the Marcellus while the \$126 million of drilling carry allowed us to accelerate the exploitation of an operating area on which we had not focused our efforts prior to this announcement.

#### LOOKING AHEAD

Our achievements in 2012 have positioned us well for continued success in 2013 and beyond. While we expect to continue to see pressure on natural gas prices for the foreseeable future, we do not anticipate a return to the natural gas price environment we experienced in early 2012. As a result we are optimistic about the Company's outlook for the year. Our 2013 capital program of approximately \$1 billion was established based on the expectation of being fully funded through operating cash flows while exceeding 40 percent production growth—at the mid-point of our guidance—for the third consecutive year.





OUR MARCELLUS  
WELLS HAVE  
BEEN UNIQUELY  
ECONOMIC,  
YIELDING  
SUPERIOR  
RETURNS EVEN  
IN THE CURRENT  
NATURAL GAS  
MARKET.

Should commodity prices fall short of our expectations, we believe the combination of our unique asset base in the Marcellus, our strong balance sheet, and our hedging program allow us to efficiently grow our production in a low commodity price environment while still providing attractive returns.

Operationally, we believe 2013 will be another landmark year for the Company. In the Marcellus we anticipate the addition of incremental infrastructure throughout the year will relieve capacity constraints we have experienced in prior years while increasing overall well performance throughout our program. In our liquids-focused plays we will continue to focus our efforts on providing high-margin liquids growth. As with previous years, our technical teams will continue to test new concepts across all of our operating areas in search of new methods to drill and complete wells more efficiently. Additionally, our goal is to continue to reduce lifting costs and enhance margins.

I would like to recognize the hard work and dedication of our employees as well as the commitment and guidance of our Board of Directors. I would also like to thank our loyal shareholders for their unwavering support. I believe we are uniquely positioned for another successful year in 2013 and anticipate this success will translate into continued value creation for our shareholders.

Cheers,

Dan O. Dinges

*Chairman, President and Chief Executive Officer*





## Compressed Natural Gas Initiatives

In 2012, Cabot began an initiative to implement the usage of compressed natural gas (CNG) in its operations in the Marcellus Shale. CNG is natural gas that is compressed to a much smaller volume and stored and distributed in specially designed and tested containers at a high pressure. It can be used as a replacement for gasoline, diesel or propane. CNG not only costs much less than gasoline and diesel, but also releases fewer pollutants into the air.

Currently, one of Cabot's drilling rigs in the Marcellus Shale has been converted to utilize CNG. Additionally, the Company is working toward converting its entire fleet of vehicles to run on CNG, making them cleaner and less expensive to operate. Cabot has constructed its own CNG facility in Susquehanna County, Pennsylvania, which will be used to supply the converted rig and vehicle fleet with CNG produced directly from its Marcellus operations. These initiatives will not only result in reduced energy costs for the Company, but they will also help the environment.







## Uniquely Cabot

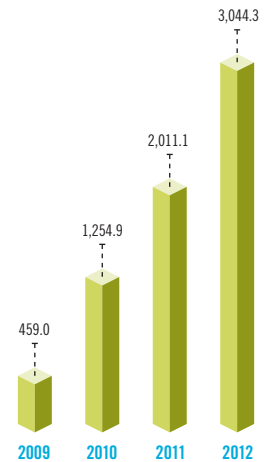
# WE ARE DEVELOPING THE MOST PROLIFIC NATURAL GAS PLAY IN THE UNITED STATES.

Since the inception of Cabot's horizontal drilling program in 2008, the Company's Marcellus Shale position in northeast Pennsylvania has developed into the cornerstone asset of its portfolio and has been the primary driver of record production and reserve growth during this period. Cabot's gross natural gas production from the play has grown from an exit rate of 20 Mmcf per day in 2008 to over one Bcf per day in 2012. Cabot's milestone achievement of one Bcf per day of gross Marcellus production was the result of only 185 operated producing horizontal wells, further highlighting the superior productivity of the wells the Company has drilled to date. Meanwhile, the Company's proved reserves in the play have also risen at an extraordinary pace from 67 Bcf at year-end 2008 to over 3 Tcf at year-end 2012.

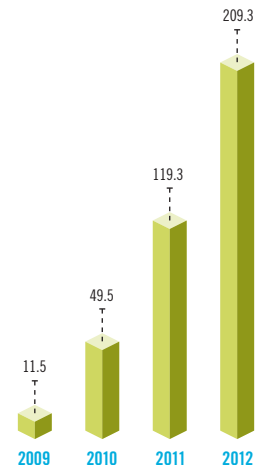
### CONTINUED PERFORMANCE IMPROVEMENTS

2012 was a landmark year for Cabot's Marcellus operations and the results further demonstrated the prolific nature of this asset. Net Marcellus production for the year was 209.3 Bcf, up 75 percent from 119.3 Bcf in 2011. During the year the Company drilled 69.7 net wells and completed 1,268 frac stages, up from 64.7 net wells drilled and 904 frac stages completed in 2011. Well performance continued to improve across the play as the Company refined its completion and production techniques. The average horizontal producing Marcellus well for the 2012 program was drilled at a horizontal lateral length of 4,087 feet and completed with 17.6 frac stages for an estimated ultimate recovery (EUR) of 13.9 Bcf. This compared favorably to the 2011 program where the average well was drilled at a horizontal lateral length of 3,632 feet and completed with 15.3 frac stages for an EUR of 11.0 Bcf at the time of booking. Cabot's rate of return on its typical Marcellus well exceeds industry returns in all U.S. natural gas plays and most, if not all, U.S. liquids plays at current commodity prices.

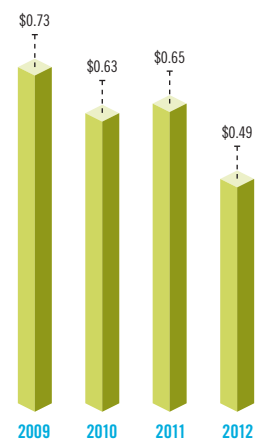
### MARCELLUS PROVED RESERVES (Bcf)



### MARCELLUS NET PRODUCTION (Bcf)



### MARCELLUS ALL SOURCES FINDING COST (\$ per Mcf)







WE CAPITALIZE  
ON HAVING  
THREE  
INTERSTATE  
PIPELINES  
DIRECTLY  
ACCESSIBLE TO  
OUR ACREAGE.

The Company booked over 1 Tcf of new reserves in the Marcellus during 2012 at an all sources finding and development cost of \$0.49 per Mcf, 25 percent lower than the 2011 all sources finding cost of \$0.65 per Mcf. A significant driver of this increase in reserves was a positive reserve revision of 401.2 Bcf, primarily from increased reserve bookings on prior program year producing wells and increased reserve bookings on PUD locations from an EUR of 7.5 Bcf to 9 Bcf per well. Other operational highlights for Cabot's Marcellus program during 2012 include:

- Gross daily production record of 1,038 Mmcf.
- 15 of the top 20 producing horizontal Marcellus wells in Pennsylvania in 2012.
- 6 wells turned in line with an EUR over 20 Bcf.
- Fastest well to 5 Bcf of cumulative production: accomplished in 205 days (previous record was 309 days).
- 4 wells turned in line reached 1 Bcf of cumulative production in 40 days or less.
- A two-well pad with a combined peak 24-hour production rate of 72.2 Mmcf per day.
- 5 wells turned in line in with a peak 24-hour production rate over 30 Mmcf per day.
- 4 wells achieved spud to TD in 10 days (2011 record was 11 days).

During the year the Company successfully tested several other initiatives in the Marcellus including step-out drilling in the eastern portion of its leasehold position to further de-risk acreage, a pilot program to test optimal well spacing in the Upper and Lower Marcellus formations, and a pilot program to test optimal frac stage spacing in its Marcellus wells. The Company has implemented the findings from these initiatives into its drilling program for 2013 and anticipates they will have a positive impact on the success of its Marcellus program going forward.

Cabot, in conjunction with its infrastructure provider, made significant strides in its infrastructure efforts in the Marcellus during the year. Throughout the year numerous projects and upgrades were completed, which improved the pipeline system operating efficiency and allowed the Company to reach its record production volumes. The Company was able to secure 1.4 Bcf per day of gross takeaway capacity by year-end—a tremendous

feat given the delays in pipeline permitting experienced in Pennsylvania this year. Cabot expects to reach 2.0 Bcf per day of gross takeaway capacity by year-end 2013. Additionally, the Company announced a joint venture with Williams Partners L.P. to construct the Constitution Pipeline, a large diameter pipeline designed to transport Cabot's Marcellus production to both the New England and New York markets beginning in 2015. Cabot will be the foundation shipper on the pipeline and the Company believes this project will be a key component of its long-term marketing plan in the region.

While Cabot's performance in the Marcellus to date has been exceptional, the future appears even brighter as the Company enters the sixth year of its horizontal drilling program in the area. In 2013 the Company plans to drill approximately 85 net wells with five rigs operating for the majority of the year. Approximately 65 percent of the Company's capital program will be allocated to Cabot's high rate of return natural gas projects in the Marcellus.

## Pennsylvania Community Outreach

In early 2012, Cabot announced its partnership with Endless Mountains Health Systems (EMHS) in Montrose, Pennsylvania to fund a new, state-of-the-art healthcare facility that would greatly improve the quality of health care in the region. Cabot announced a leadership gift of \$1 million in March and created the Cabot/EMHS Community Match Fund which pledged that the Company would match every \$1 raised up to an additional million dollars. The community responded and in four months, \$4.4 million was raised for the facility:

- \$1 million leadership gift from Cabot
- \$1 million donation from the Harry and Jeannette Weinberg Foundation
- \$1.2 million raised by community organizations, local businesses, civic groups and companies in the natural gas industry
- \$1.2 million matched by Cabot

Construction is expected to near completion in the second half of the year and the doors are scheduled to be open to patients in September 2013.

Cabot continues to partner with educational institutions including Junior Achievement, career and technology centers, area colleges and universities. Partnerships with local first responders and volunteer fire companies are also a focus and continue to be strengthened by the Company's support.













## Uniquely Cabot

# EXPANDED LIQUIDS PORTFOLIO CONTINUES TO PROVIDE HIGH-MARGIN PRODUCTION GROWTH.

---

In 2012 Cabot focused approximately 30 percent of its capital program on the continued expansion of its oil initiatives in Texas and Oklahoma. In a year where the ratio of oil to natural gas prices reached a high of over 50 to 1, the Company's liquids production growth of 67 percent compared to 2011 allowed the Company to capitalize on the significant price premium for oil relative to natural gas. In addition to its active drilling programs in the Eagle Ford and Marmaton plays, Cabot added a third liquids-focused play to its portfolio during the year in the Pearsall Shale, which is in the early stages of exploitation.

---

### EAGLE FORD SHALE

A primary focus for the Company during 2012 was the development of its 62,000 net acre position in the high rate of return oil window of the Eagle Ford Shale in South Texas. Cabot built on its momentum from 2011 by drilling approximately 23 net Eagle Ford wells in 2012. The Company continues to be encouraged by its results to date as the most recently drilled wells had an average 24-hour peak production rate over 800 Boepd and an average 30-day production rate over 525 Boepd. Cabot expects results to continue to improve as it optimizes its completion techniques in the play.

The Company's economics in the Eagle Ford continue to improve as a result of realized cost efficiencies and strategic marketing efforts. Cabot recently began transporting its oil production via pipeline to the Gulf Coast, which has resulted in a significant uplift in oil price realizations.

During the year Cabot began a down-spacing pilot program to test 400' spacing between horizontal laterals and was encouraged by the results. One of the pilot wells had the best average 30-day production rate of any of the wells the





Company has drilled to date in the play, while the second well trended above the average 30-day production rate for the entire Eagle Ford program. Cabot continues to see consistent results from its subsequent down-spacing tests. Based on the success of the down-spacing initiative, the Company has identified over 550 mapped locations in the Buckhorn area of its acreage, which represents approximately 65 percent of its total Eagle Ford position, doubling its potential recoverable reserves in the area.

### MARMATON OIL PLAY

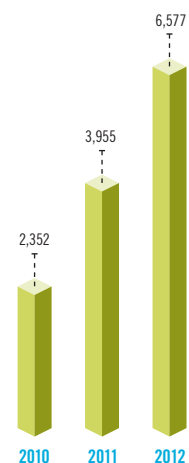
Cabot entered the Marmaton oil play in the Oklahoma and Texas panhandles in 2011 and has since grown its position to over 70,000 net acres. The Company increased its activity in this oil play from four net wells drilled in 2011 to approximately 18 net wells drilled in 2012. As the Company furthers its technical effort to better understand the highly fractured nature of the play, the well results continue to improve. Cabot drilled four extended reach lateral wells during 2012 at an average lateral length of almost 9,500' per well. Three of these extended reach lateral wells are currently producing and achieved an average 24-hour peak production rate of 792 Boepd comprised of 90 percent oil. Based on the positive results of these wells to date, the Company plans to drill extended reach lateral wells for the majority of its 2013 program.

### PEARSALL SHALE

Cabot announced a new liquids-focused exploitation play during 2012 with its entry into the Pearsall Shale via a joint venture with a wholly-owned U.S. subsidiary of Osaka Gas Co., Ltd. While the play is still in its infancy, the Company continues to move up the learning curve with each incremental well drilled. Cabot drilled a total of four Pearsall wells in 2012 and as the Company continues to test different drilling and completion techniques, the results will be further assessed to determine how the economics of the play compare to the rest of the Company's portfolio. Cabot currently has approximately 71,000 net acres in the Pearsall Shale.

For 2013 the Company plans to allocate approximately 30 percent of its capital program to its oil initiatives in Texas and Oklahoma and will drill approximately 50 net wells between these three liquids-rich plays.

### TOTAL COMPANY DAILY NET LIQUIDS PRODUCTION (Bbls/day)















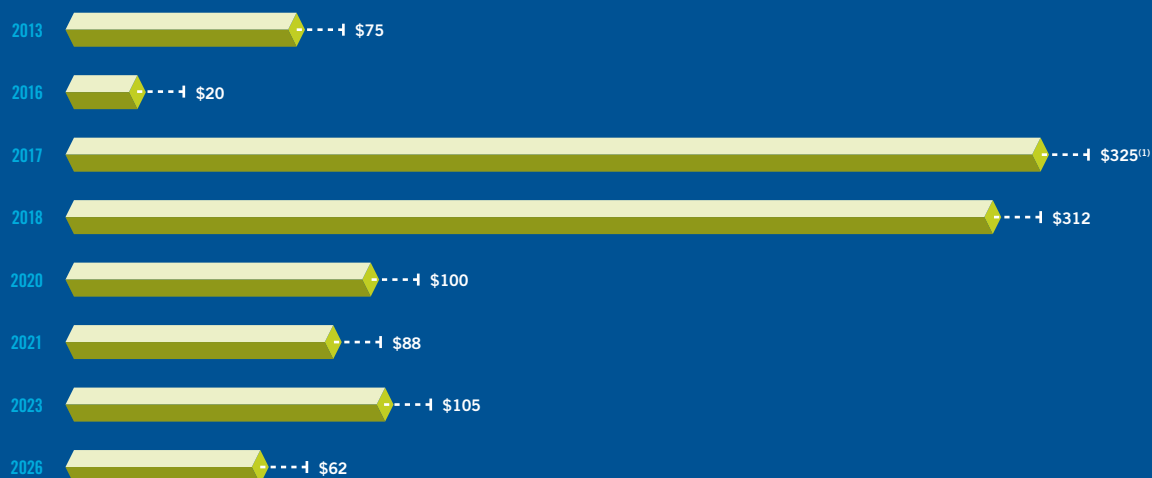
## Financial Highlights

<b>INCOME STATEMENT</b> <small>(In millions, except per share amounts)</small>	2010	2011	2012
Operating Revenue	\$ 863.1	\$ 979.9	\$ 1,204.5
Operating Expenses	703.0	736.4	949.0
Operating Income	266.4	306.8	306.1
Net Income	103.4	122.4	131.7
Per Share	0.50	0.59	0.63
Common Dividend Per Share	\$ 0.06	\$ 0.06	\$ 0.08
Average Common Shares Outstanding <small>(In thousands)</small>	207,823	208,498	209,538

<b>CASH FLOW</b> <small>(In millions)</small>	2010	2011	2012
Discretionary Cash Flow	\$ 471.9	\$ 549.2	\$ 680.1
Cash Flows from Operations	484.9	501.8	652.1
Cash Flows from Investing	(613.7)	(487.6)	(765.5)
Cash Flows from Financing	\$ 144.6	\$ (40.3)	\$ 114.2

<b>BALANCE SHEET</b> <small>(In millions)</small>	2010	2011	2012
Current Assets	\$ 203.0	\$ 345.8	\$ 270.3
Current Liabilities	303.8	343.3	444.1
Short-Term Debt	0.0	0.0	75.0
Long-Term Debt	975.0	950.0	1,012.0
Equity	\$ 1,872.7	\$ 2,104.8	\$ 2,131.4

### DEBT MATURITY SCHEDULE (In millions)



<sup>(1)</sup> Debt associated with Revolving Credit Facility



## Operational Highlights

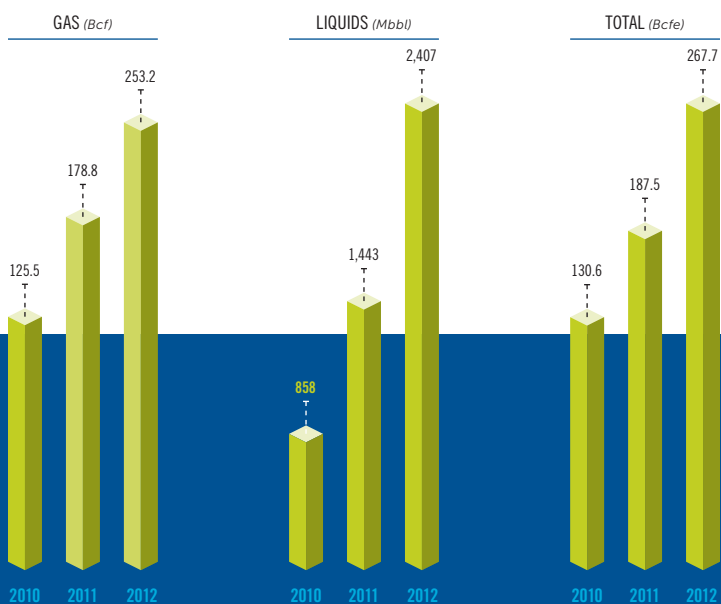
WELLS DRILLED	2010	2011	2012
Total Gross	113	161	170
Total Net	87	96	118
% Gross Success Rate	98%	99%	98%

PROVED RESERVES	2010	2011	2012
Natural Gas (Bcf)	2,644.2	2,909.9	3,696.1
Oil, Condensate & Natural Gas Liquids (Mmbbl)	9.5	20.5	24.4
Total Proved (Bcfe)	2,701.1	3,032.7	3,842.4
Total Developed (Bcfe)	1,724.2	1,799.6	2,293.2
% Gas	98%	96%	96%
% Developed	64%	59%	60%

RESERVE ADDITIONS (Bcfe)	2010	2011	2012
Additions	650.6	710.0	926.8
Additions, Revisions & Purchases	788.0	731.5	1,115.4
Reserve Replacement	603%	390%	417%

FINDING & DEVELOPMENT COSTS (\$/Mcfe)	2010	2011	2012
Additions	\$ 1.27	\$ 1.25	\$ 1.05
Additions & Revisions	1.05	1.21	0.87
All Sources	\$ 1.05	\$ 1.21	\$ 0.87

## PRODUCTION









## Board of Directors

### DIRECTORS

**Dan O. Dinges**

*Chairman, President and  
Chief Executive Officer*

**Rhys J. Best**

*Former Chairman and  
Chief Executive Officer,  
Lone Star Technologies, Inc.*

**James R. Gibbs**

*Former Chairman, President  
and Chief Executive Officer,  
Frontier Oil Corporation*

**Robert L. Keiser**

*Former Chairman and  
Chief Executive Officer,  
Oryx Energy Company*

**Robert Kelley**

*Former Chairman,  
President and Chief Executive  
Officer, Noble Affiliates, Inc.  
(Subsequently renamed  
Noble Energy Inc.)*

**P. Dexter Peacock** *(Lead Director)*

*Of Counsel, Andrews Kurth L.L.P.  
Former Managing Partner,  
Andrews Kurth L.L.P.*

**W. Matt Ralls**

*President, Chief Executive Officer  
and Director, Rowan Companies, Inc.*

### COMMITTEES

**AUDIT COMMITTEE****Robert Kelley** – *Chairman*

Rhys J. Best  
Robert L. Keiser

**COMPENSATION COMMITTEE****Rhys J. Best** – *Chairman*

James R. Gibbs  
P. Dexter Peacock

**EXECUTIVE COMMITTEE****P. Dexter Peacock** – *Chairman*

Dan O. Dinges  
James R. Gibbs

**CORPORATE GOVERNANCE  
AND NOMINATIONS COMMITTEE****James R. Gibbs** – *Chairman*

P. Dexter Peacock  
W. Matt Ralls

**SAFETY AND ENVIRONMENTAL  
AFFAIRS COMMITTEE****Robert L. Keiser** – *Chairman*

Robert Kelley  
W. Matt Ralls



## Officers

**Dan O. Dinges**

*Chairman, President and  
Chief Executive Officer*

**Scott C. Schroeder**

*Vice President,  
Chief Financial Officer and Treasurer*

**G. Kevin Cunningham**

*Vice President,  
General Counsel*

**Robert G. Drake**

*Vice President,  
Information Services and  
Operational Accounting*

**Jeffrey W. Hutton**

*Vice President, Marketing*

**Todd L. Liebl**

*Vice President,  
Land and Business Development*

**Steven W. Lindeman**

*Vice President,  
Engineering and Technology*

**James M. Reid**

*Vice President and  
Regional Manager, South Region*

**Phillip L. Stalnaker**

*Vice President and  
Regional Manager, North Region*

**Todd M. Roemer**

*Controller*

**Deidre L. Shearer**

*Corporate Secretary and  
Managing Counsel*



## Corporate Information

### ANNUAL MEETING

The annual meeting of the shareholders will be held Thursday, May 2, 2013, at 8:00 a.m. (Central) at the corporate office in Houston, Texas.

### CORPORATE OFFICE

Cabot Oil & Gas Corporation  
Three Memorial City Plaza  
840 Gessner, Suite 1400  
Houston, TX 77024  
P.O. Box 4544  
Houston, Texas 77210-4544  
(281) 589-4600  
www.cabotog.com

### INDEPENDENT REGISTERED PUBLIC ACCOUNTING FIRM

PricewaterhouseCoopers LLP  
1201 Louisiana, Suite 2900  
Houston, Texas 77002

### RESERVE ENGINEERS

Miller & Lents, Ltd  
Oil & Gas Consultants  
909 Fannin, Suite 1300  
Houston, Texas 77010

### INVESTOR RELATIONS

Additional copies of the Form 10-K are available without charge. Shareholders, securities analysts, portfolio managers and others who have questions or need additional information concerning the Company may contact:

Scott C. Schroeder  
Vice President,  
Chief Financial Officer  
and Treasurer  
(281) 589-4993  
scott.schroeder@cabotog.com

### TRANSFER AGENT/REGISTRAR

Wells Fargo Bank N.A.  
Shareowner Services  
1110 Centre Pointe Curve, Suite 101  
Mendota Heights, MN 55120-4100  
(800) 468-9716  
www.shareowneronline.com

### General Inquiries:

Wells Fargo Shareowner Services  
P.O. Box 64854  
St. Paul, MN 55164-0856  
(800) 468-9716

### Certified/Overnight Mail:

Wells Fargo Shareowner Services  
1110 Centre Pointe Curve, Suite 101  
Mendota Heights, MN 55120-4100

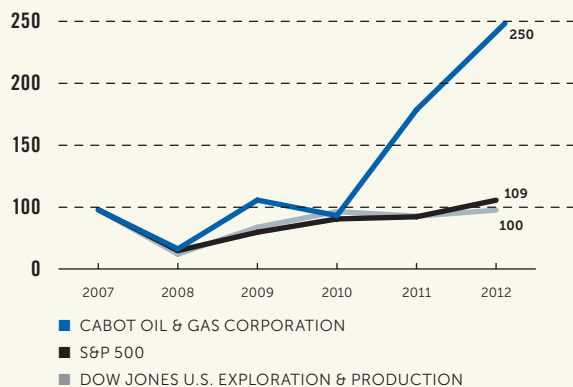
### Telephone Number for

### Foreign Shareholders:

(651) 450-4064

### PERFORMANCE GRAPH

The following graph compares our common stock performance with the performance of the Standard & Poors' 500 Stock Index and the Dow Jones U.S. Exploration & Production Index for the period December 2007 through December 2012. The graph assumes that the value of the investment in our common stock and in each index was \$100 on December 31, 2007 and that all dividends were reinvested.









Cabot Oil & Gas Corporation

Three Memorial City Plaza  
840 Gessner Road, Suite 1400  
Houston, Texas 77024

(281) 589-4600

[www.cabotog.com](http://www.cabotog.com)