

# VISION




**VISION** - *a modern range*

*SECTION E*

# CLEAR VISION - a CONCEPT in Clean Lines

- ◆ BESPOKE MADE TO MEASURE SERVICE - produced to your specific requirements
- ◆ 2 styles of Acryl-ik Pole
- ◆ Clearly Acryl-ik - sophisticated, sleek and elegant
- ◆ Clearly Acryl-ik is UV stabilised and WILL NOT yellow with time
- ◆ Finials shown on [page E4](#)
- ◆ Metal Finials (shown on [page E11](#)) can be easily adapted to fit the Acryl-ik range of poles with a neat unobtrusive M4 fixing (Allen key provided)
- ◆ Sample available on request



## ACPOLEH HOLLOW Acryl-ik Tube

Stock Unit CUT TO SIZE Stock Length 3 metres

Available in the following diameters

40mm 50mm

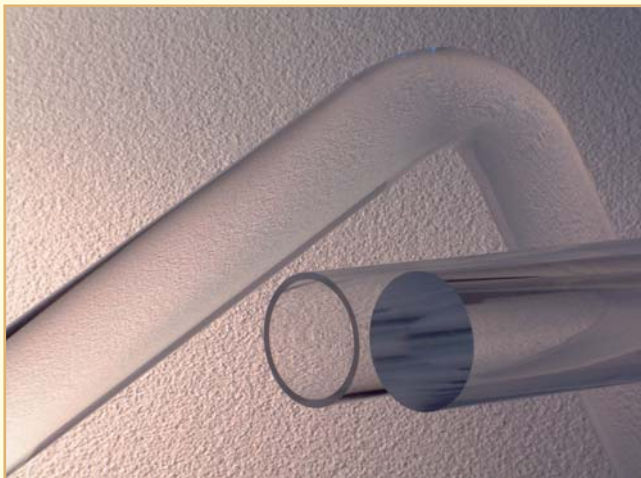
- ◆ Wall thickness - 5mm

## ACPOLES SOLID Acryl-ik Rod

Stock Unit CUT TO SIZE Stock Length 3 metres

Available in the following diameters

40mm 50mm 60mm




## IMPORTANT POINT TO NOTE - CENTRE BRACKET RECOMMENDATIONS (see [page E6](#) for details)

### HOLLOW TUBE

40mm	50mm
1.50m and over (5' 0")	1.50m and over (5' 0")

### SOLID ROD

40mm	50mm	60mm
1.50m and over (5' 0")	1.50m and over (5' 0")	1.75m and over (5' 8")



## SOLID ACRYL-IK ROD - ANGLED FOR BAY WINDOWS

- ◆ Solid Acryl-ik rod can be angled or swept for bay windows

# *Clear Vision* **CLEAR VISION** - a *CONCEPT in Clean Lines*

- ◆ *BESPOKE MADE TO MEASURE SERVICE - produced to your specific requirements*
- ◆ *Clearly Acryl-ik - sophisticated, sleek and elegant*
- ◆ *Clearly Acryl-ik is UV stabilised and WILL NOT yellow with time*
- ◆ *Clearly Acryl-ik Poles are compatible with the Metal Vision Ends, Brackets and Rings*
- ◆ *Clearly Acryl-ik Tube looks stunning when filled with fabric, pot pourri, herbs or coloured beads etc*
- ◆ *Change your fillers as you change your décor*
- ◆ *40mm and 50mm Hollow Tube suitable for LIGHT to MEDIUM weight curtains*
- ◆ *40mm and 50mm Solid Rod suitable for LIGHT to MEDIUM weight curtains*




*Solid Rod*



*Hollow Tube*

# CLEAR VISION FINIALS - close up

- ◆ Choice of 2 styles
- ◆ Acryl-ik Ball ends will fit the range of Metal Vision and Wood Vision poles
- ◆ To clean SOLID BRASS simply use a dry dusting cloth to wipe it. DO NOT use any chemical cleaner
- ◆ Brass Cap can be finished in Burnished, Antique, Distressed, Light or Dark Bronze, Gun Metal, Armour Bright, Satin or Polished Chrome, Satin or Polished Copper, Satin, Polished or Black Nickel and can be painted



**ACBALLSTALK Solid Acryl-ik Ball with Satin Nickel Cap**

Full details on [page E4](#)  
Showing Acryl-ik Ball with a SATIN NICKEL Cap, on a Solid Rod, with Brackets and Rings



**ACBALLSTALK Solid Acryl-ik Ball with Brass Cap**

Full details on [page E4](#)  
Showing Acryl-ik Ball with POLISHED BRASS Cap, on a Solid Rod, with Brackets and Rings



**ACBALLCAP Solid Acryl-ik Ball with Clear Cap**

Full details on [page E4](#)  
Showing Acryl-ik Ball with a CLEAR Cap, on a Solid Rod, with Brackets and Rings

# CLEAR VISION FINIALS - close up

- ◆ Visually stunning SOLID Clear Acryl-ik Ball
- ◆ Clearly Acryl-ik is UV stabilised and WILL NOT yellow with time
- ◆ End and Cap securely fastened to Pole by tightening the small grub screw
- ◆ Acryl-ik Ball ends will fit the range of Metal Vision and Wood Vision poles
- ◆ Brass Cap can be finished in Burnished, Antique, Distressed, Light or Dark Bronze, Gun Metal, Armour Bright, Satin or Polished Chrome, Satin or Polished Copper, Satin, Polished or Black Nickel and can be painted



**ACBALLSTALK  
with  
Satin Nickel Cap**

<i>Stock Unit</i>	EACH
<i>Dimensions</i>	<i>L x W</i>
<i>To fit pole</i>	40mm 112 x 64
<i>Depth of Cap</i>	40mm
<i>To fit pole</i>	50mm 152 x 80
<i>Depth of Cap</i>	47mm

**ACBALLSTALK  
with  
Brass Cap**

<i>Stock Unit</i>	EACH
<i>Dimensions</i>	<i>L x W</i>
<i>To fit pole</i>	40mm 112 x 64
<i>Depth of Cap</i>	40mm
<i>To fit pole</i>	50mm 152 x 80
<i>Depth of Cap</i>	47mm

**ACBALLCAP  
with  
Clear Cap**

<i>Stock Unit</i>	EACH
<i>Dimensions</i>	<i>L x W</i>
<i>To fit pole</i>	40mm 112 x 64
<i>Depth of Cap</i>	40mm
<i>To fit pole</i>	50mm 152 x 80
<i>Depth of Cap</i>	47mm


\* Length excludes depth of cap

- ◆ ANY of our 38mm, 51mm or 63mm Traditional Brass Finials - shown on page B9 - can be TRANSFORMED to fit our Acryl-ik poles



# CLEAR VISION RINGS - a CONCEPT in Clean Lines

- ◆ We recommend 12 rings per METRE (4 rings per foot) for PENCIL Pleat Headings
- ◆ We recommend 10 rings per METRE (3 rings per foot) for PINCH Pleat Headings
- ◆ Ring diameters are approximately 13mm (1/2") GREATER in diameter than the pole (ie 40mm pole = 51mm rings)
- ◆ Clearly Acryl-ik is UV stabilised and WILL NOT yellow with time



## ACRING SOLID ACRYL-IK CLEAR RING

Stock Unit EACH

	Dimensions	Suitable for	Wall Thickness
ACRING51	70 x 51	40mm pole	10mm
ACRING63	90 x 67	50mm pole	10mm

- ◆ Brass Eye supplied for Brass, or Burnished Brass finishes
- ◆ Zinc Eye supplied for Satin or Polished Chrome or Satin or Polished Nickel finishes
- ◆ Bronze Eye supplied for Antique or Bronze finishes



# CLEAR VISION BRACKETS - a CONCEPT in Clean Lines

- ◆ Bracket projection is from the WALL to the BACK of the POLE
- ◆ Pole secured by tightening of the M4 socket screw located at the back of the Bracket Cup (Allen key provided)
- ◆ Clearly Acryl-ik is UV stabilised and WILL NOT yellow with time

## ACSUPPORT SOLID ACRYL-IK CLEAR END BRACKET

Stock Unit EACH

- Specify LEFT HAND (LH) or RIGHT HAND (RH)

Available for	Woodscrew gauge	No. of Fixing Holes	Projection
40mm	8g	4	74mm
50mm	10g	4	83mm

diameter poles




## ACSUPPORTC SOLID ACRYL-IK CLEAR CENTRE BRACKET

Stock Unit EACH

Available for	Woodscrew gauge	No. of Fixing Holes	Projection	Backplate Dimension (L x W)
40mm	8g	3	74mm	50 x 50
50mm	10g	5	83mm	54 x 114

diameter poles



# *Clear Vision* **CLEAR VISION BRACKETS** - *close up 40mm*

*PROJECTION is from WALL to BACK of POLE*



## **40mm CLEAR ACRYL-IK END BRACKET**


74mm projection x 105mm length x 43mm wide

*Brackets shown ACTUAL SIZE*



# *Clear Vision* **CLEAR VISION BRACKETS** - *close up 50mm*

*PROJECTION is from WALL to BACK of POLE*



**50mm CLEAR ACRYL-IK END BRACKET**  
83mm projection x 129mm length x 57mm wide

*Brackets shown ACTUAL SIZE*

# METAL VISION - a CONCEPT in Clean Lines

- ◆ BESPOKE MADE TO MEASURE SERVICE - produced to your specific requirements
- ◆ 38mm and 51mm suitable for ALL weights of curtain
- ◆ 13 FINISHES on Brass
- ◆ Sample available on request
- ◆ Finials shown on page E11
- ✓ To clean SOLID BRASS simply use a dry dusting cloth. DO NOT use any chemical cleaner
- ✓ TAKE CARE - Household fly spray will ATTACK and break down the Lacquer used on our poles & fittings
- ✓ TAKE CARE - we recommend the use of gloves when handling or fitting Polished and Lacquered brass poles



## 1204 BRASS CASED STEEL TUBE

*Stock Unit* CUT TO SIZE *Stock Length* 5.00 metre

Available in the following diameters

38mm (1½")

- ◆ Cased tube CANNOT be bent

## 1208 SOLID BRASS TUBE

*Stock Unit* CUT TO SIZE *Stock Length* 5.00 metre

Available in the following diameters

38mm (1½") and 51mm (2")

## IMPORTANT POINT TO NOTE - CENTRE BRACKET RECOMMENDATIONS (see page E22 for details)

38mm	51mm
2.25m and over (7' 4")	2.50m and over (8' 2")

- ◆ All Solid Brass Tube can be finished in Distressed, Burnished, Antique Brass, Light or Dark Bronze, Gun Metal, Armour Bright, Satin or Polished Copper, Satin or Polished Chrome, Satin, Polished or Black Nickel
- ◆ Nickel and Chrome Poles over 225cm cannot be plated in 1 piece. Pole will be supplied in 2 with a joining piece

# WOOD VISION - a CONCEPT in Clean Lines

- ◆ BESPOKE MADE TO MEASURE SERVICE - produced to your specific requirements
- ◆ 38mm and 51mm suitable for ALL weights of curtain
- ◆ Top quality BEECH timber
- ◆ The Beech timber used for our poles comes from farmed managed plantations in Europe and North America and is therefore ENVIRONMENTALLY FRIENDLY
- ◆ Looks clean and stylish when the timber is finished in a NATURAL POLISH
- ◆ Can be STAINED or PAINTED - over 70 STANDARD wood finishes available
- ◆ Sample available on request
- ◆ Finials shown on [page E12](#)

## 1055 SMOOTH BEECH POLE

**Stock Unit** CUT TO SIZE **Stock Length** Random up to 3.00 metre  
Available in the following diameters  
38mm (1½") and 51mm (2")

### IMPORTANT POINT TO NOTE - CENTRE BRACKET RECOMMENDATIONS (see [page E22](#) for details)

38mm	51mm
2.25m and over (7' 4")	2.50m and over (8' 2")



## WOOD POLES - ANGLED FOR BAY WINDOWS

- ◆ 38mm and 51mm Wood Bay poles with RADIUSSED ELBOWS can be specially manufactured. A template or accurate drawing MUST be supplied
- ◆ Can be ELEGANTLY corded with the tracking system inserted into the UNDERSIDE of the pole, for ease and comfort and to save unnecessary wear on the fabrics
- ◆ MINIMUM radius available on CORDED poles 150mm (6") centre line radius
- ◆ MINIMUM radius available on UNCORDED poles is 63mm (2½") C/L/R




## BRASS POLES - ANGLED or SWEEP FOR BAY WINDOWS

- ◆ ALL Plain Brass Poles can be angled or swept for bay windows
- ◆ MINIMUM radius available on 25mm poles is 51mm (2") C/L/R
- ◆ MINIMUM radius available on 32mm and 38mm uncorded poles is 76mm (3") C/L/R
- ◆ MINIMUM radius available on 51mm uncorded poles is 100mm (4") C/L/R
- ◆ MINIMUM radius available on 63mm uncorded and 38mm, 51mm and 63mm corded poles is 150mm (6") C/L/R
- ◆ MINIMUM radius available on 76mm uncorded and corded poles is 190mm (7½") C/L/R
- ◆ For ease and comfort and to avoid unnecessary wear to the fabric, 38mm and above Plain Brass poles can be elegantly corded with the tracking system inserted into the UNDERSIDE of the pole (see [page A33](#) for details)



# METAL VISION FINIALS - a CONCEPT in Clean Lines

- ◆ Choice of 15 styles and designs
- ◆ Stocked in Polished Brass and Satin Nickel finishes



From left to right  
 Full details on [page E13](#)  
**GM05** Plain Sphere  
**GM18** End Cap  
**GM04** Grooved Sphere

From left to right  
 Full details on [page E13](#)  
**GM10** Open Peardrop  
**GM10B** Open Peardrop with **BÜSCHE** Glass  
**GM06** Grooved Cylinder

From left to right  
 Full details on [page E14](#)  
**GM07** Top Notch Cylinder  
**GM11B** Spoon Peardrop with **BÜSCHE** Glass  
**GM11** Spoon Peardrop

From left to right  
 Full details on [page E14](#)  
**GM15** Grooved Oblong  
**GM16** Top Notch Oblong  
**GM12** Plain Oblong

From left to right  
 Full details on [page E14](#)  
**GM14** Flanged Wedge  
**GM08** Truncated Cone  
**GM17** Notched Cone

# WOOD VISION FINIALS - a CONCEPT in Clean Lines

◆ Choice of 19 styles and designs

From left to right  
Full details on [page E15](#)  
**GW05** Plain Sphere  
**GW18** End Cap  
**GW04** Grooved Sphere


From left to right  
Full details on [page E15](#)  
**GW06** Grooved Cylinder  
**GW07** Top Notch Cylinder  
**GW23** Wood Barrel with Metal Inlay

From left to right  
Full details on [page E16](#)  
**GW17** Grooved Cone  
**GW08** Truncated Cone  
**GW19** Pyramid

From left to right  
Full details on [page E16](#)  
**GW15** Notched Oblong  
**GW16** Top Notch Oblong  
**GW12** Plain Oblong


From left to right  
Full details on [page E17](#)  
**GW14** Flanged Wedge  
**GW24** Top Notch Piston  
**GW22** Top Notch Octagon

From left to right  
Full details on [page E17](#)  
**GW21** Top Notch Cube  
**GW20** Grooved Cube  
**GW26** Double Hole Cube  
**GW25** Single Hole Cube



# METAL VISION FINIALS - close up

- ◆ COMPREHENSIVE choice of modern sleek designs and styles
- ◆ Visually stunning unique finial designs
- ◆ Stocked in Satin Nickel or Polished Brass finish
- ◆ All Brass Finials can be finished in Burnished, Antique, Distressed, Light or Dark Bronze, Gun Metal, Armour Bright, Satin or Polished Chrome, Satin or Polished Copper, or Satin, Polished or Black Nickel
- ◆ Metal Finials fitted with 1/4" Whitworth metal threaded dowel screw
- ◆ Metal Finials can be easily adapted to fit the Acryl-ik range of poles with a neat unobtrusive M4 fixing (Allen key provided)
- ◆ Metal Finials are all RECESSED and fit over the end of the pole to provide a neat clean edge
- ◆ Recess depth of Finials 20mm
- ✓ To clean SOLID BRASS simply use a dry dusting cloth to wipe it. DO NOT use any chemical cleaners
- ✓ TAKE CARE - Household flyspray will ATTACK and breakdown the Lacquer used on our poles and fittings



**GM05  
PLAIN SPHERE**

Stock Unit	EACH
Dimensions	L x W
To fit pole	38mm 70 x 75
	51mm 95 x 100

**GM18  
END CAP**

Stock Unit	EACH
Dimensions	L x W
To fit pole	38mm fits over pole
	Depth of cap 40mm
	51mm fits over pole
	Depth of cap 47mm

**GM04  
GROOVED SPHERE**

Stock Unit	EACH
Dimensions	L x W
To fit pole	38mm 70 x 75
	51mm 95 x 100



**GM10  
OPEN PEARDROP**

Stock Unit	EACH
Dimensions	L x W
To fit pole	38mm 157 x 75
	51mm 157 x 75

**GM10B  
OPEN PEARDROP  
with BÜSCHE Glass\***


Stock Unit	EACH
Dimensions	L x W
To fit pole	38mm 157 x 75
	51mm 157 x 75

**GM06  
GROOVED CYLINDER**

Stock Unit	EACH
Dimensions	L x W
To fit pole	38mm 100 x 56
	51mm 118 x 73

\* Bring distinction and reflection to the Spoon or Peardrop end by using ANY of the **BÜSCHE** Coloured Glass Ball or Peardrop Ends

# METAL VISION FINIALS - close up




**GM07**  
TOP NOTCH CYLINDER

**GM11B**  
SPOON PEARDROP  
with **BÜSCHE** Glass\*

**GM11**  
SPOON PEARDROP

<i>Stock Unit</i>	EACH	EACH	EACH
<i>Dimensions</i>	<i>L x W</i>	<i>L x W</i>	<i>L x W</i>
<i>To fit pole</i>	38mm 100 x 56 51mm 118 x 73	38mm 157 x 75 51mm 157 x 75	38mm 157 x 75 51mm 157 x 75

\* Bring distinction and reflection to the Spoon or Peardrop end by using ANY of the **BÜSCHE** Coloured Glass Ball or Peardrop Ends



**GM15**  
GROOVED OBLONG

**GM16**  
TOP NOTCH OBLONG

**GM12**  
PLAIN OBLONG

<i>Stock Unit</i>	EACH	EACH	EACH
<i>Dimensions</i>	<i>L x W</i>	<i>L x W</i>	<i>L x W</i>
<i>To fit pole</i>	38mm 100 x 56 51mm 120 x 75	38mm 100 x 56 51mm 120 x 75	38mm 100 x 56 51mm 109 x 70



**GM14**  
FLANGED WEDGE

**GM08**  
TRUNCATED CONE


**GM17**  
NOTCHED CONE

<i>Stock Unit</i>	EACH	EACH	EACH
<i>Dimensions</i>	<i>L x W</i>	<i>L x W</i>	<i>L x W</i>
<i>To fit pole</i>	38mm 115 x 73 51mm 135 x 94	38mm 102 x 75 51mm 122 x 96	38mm 105 x 68 51mm 152 x 90

Dimensions given are in mm and are approximate and include the recess

# WOOD VISION FINIALS - *close up*

- ◆ *BESPOKE MADE TO MEASURE SERVICE - produced to your specific requirements*
- ◆ *COMPREHENSIVE choice of modern sleek designs and styles*
- ◆ *Visually stunning unique finial designs*
- ◆ *Looks clean and stylish when the wood is finished in a NATURAL POLISH*
- ◆ *ALL Wood Finials can be Painted or Stained*
- ◆ *70 STANDARD Wood finishes*
- ◆ *BESPOKE wood finishes available*
- ◆ *All finials made from BEECH*
- ◆ *ALL Wood Finials are supplied with wood threaded dowel screws and protective plug*



**GW05  
PLAIN SPHERE**

EACH  
L x W  
38mm 70 x 75  
51mm 93 x 97


**GW18  
END CAP**

EACH  
L x W  
38mm fits over pole  
Depth of cap 40mm  
51mm fits over pole  
Depth of cap 47mm

**GW04  
GROOVED SPHERE**

EACH  
L x W  
38mm 70 x 75  
51mm 93 x 97

*Stock Unit*  
*Dimensions*  
*To fit pole*



**GW06  
GROOVED CYLINDER**

EACH  
L x W  
38mm 97 x 55  
51mm 118 x 73

**GW07  
TOP NOTCH CYLINDER**

EACH  
L x W  
38mm 97 x 55  
51mm 118 x 73

**GW23  
WOOD BARREL  
with Metal Inlay\***

EACH  
L x W  
38mm 114 x 55  
51mm 130 x 73


*Stock Unit*  
*Dimensions*  
*To fit pole*

*\*Metal Inlay can be finished in Polished, Antique, Burnished Brass, Light or Dark Bronze, Gun Metal, Armour Bright, Satin or Polished Chrome, Copper or Nickel and Black Nickel (see pages A25 - A26)*

*More finials over page*



# WOOD VISION FINIALS - *close up*



**GW15**  
NOTCHED OBLONG  
EACH

**GW16**  
TOP NOTCH OBLONG  
EACH

**GW12**  
PLAIN OBLONG  
EACH

*Stock Unit*  
*Dimensions*  
*To fit pole*

*L x W*  
38mm 97 x 55  
51mm 118 x 73

*L x W*  
38mm 97 x 55  
51mm 118 x 73

*L x W*  
38mm 97 x 55  
51mm 118 x 73



**GW17**  
GROOVED CONE  
EACH

**GW08**  
TRUNCATED CONE  
EACH

**GW19**  
PYRAMID  
EACH

*Stock Unit*  
*Dimensions*  
*To fit pole*


*L x W*  
38mm 115 x 67  
51mm 148 x 86

*L x W*  
38mm 105 x 76  
51mm 130 x 95

*L x W*  
38mm 115 x 67  
51mm 148 x 90

*More finials over page*

# WOOD VISION FINIALS - *close up*



**GW14**  
FLANGED WEDGE  
EACH

*Stock Unit*  
*Dimensions*  
*To fit pole*


*L x W*  
38mm 114 x 70  
51mm 130 x 90

**GW24**  
TOP NOTCH PISTON  
EACH

*L x W*  
38mm 55 x 55  
51mm 73 x 73

**GW22**  
TOP NOTCH OCTAGON  
EACH

*L x W*  
38mm 55 x 55  
51mm 73 x 73



**GW21**  
TOP NOTCH  
CUBE  
EACH

*Stock Unit*  
*Dimensions*  
*To fit pole*

*L x W*  
38mm 55 x 55  
51mm 73 x 73

**GW20**  
GROOVED  
CUBE  
EACH

*L x W*  
38mm 55 x 55  
51mm 73 x 73

**GW26**  
DOUBLE HOLE  
CUBE  
EACH

*L x W*  
38mm 55 x 55  
51mm 73 x 73

**GW25**  
SINGLE HOLE  
CUBE  
EACH

*L x W*  
38mm 55 x 55  
51mm 73 x 73

Dimensions given are in mm and are approximate

# WOOD and METAL VISION RINGS - a concept in clean lines

- ◆ Stocked in Polished Brass and Satin Nickel finish
- ◆ All Brass Rings can be finished in Antique, Distressed, Burnished, Light or Dark Bronze, Gun Metal, Armour Bright, Satin or Polished Chrome, Satin or Polished Copper or Satin, Polished or Black Nickel
- ◆ All brass rings incorporate a nylon insert for SMOOTH QUIET RUNNING
- ◆ Metal Vision rings can be used on Clear Vision pole

## GM03 ROUND Flat Face Solid Brass Ring

Stock Unit EACH

	Dimensions	Suitable for	Wall Thickness
GM0351	65 x 51	38mm pole	8mm
GM0363	80 x 63	51mm pole	8.5mm



GM03 ROUND

## GM02 SQUARE Flat Face Solid Brass Ring

Stock Unit EACH

	Dimensions	Suitable for	Wall Thickness
GM0251	65 x 51	38mm pole	8mm
GM0263	80 x 63	51mm pole	8.5mm



GM02 SQUARE

GM01 DIAMOND

## GM01 DIAMOND Flat Face Solid Brass Ring

Stock Unit EACH

	Dimensions	Suitable for	Wall Thickness
GM0151	65 x 51	38mm pole	8mm
GM0163	80 x 63	51mm pole	8.5mm

## GW03 ROUND Flat Face Wood Ring

Stock Unit EACH

	Dimensions	Suitable for	Wall Thickness
GW0351	69 x 59	38mm pole	11mm
GW0363	92 x 69	50mm pole	13mm



- ◆ All Wood rings can be Stained or Painted
- ◆ With Brass Eye



GW03 ROUND

# WOOD and METAL VISION BRACKETS - close up 38mm (1 1/2")

PROJECTION is from WALL to BACK of POLE




# VISION BRACKETS

## WOOD and METAL

close up 51mm (2")

PROJECTION is from WALL to BACK of POLE



**51mm WOOD CUP BRACKET**  
60mm projection x 70mm base diameter

*Brackets shown ACTUAL SIZE*

**51mm BRASS CUP BRACKET**  
(shown in Satin Nickel finish)  
68mm projection x 68mm base diameter

*Brackets shown ACTUAL SIZE*



51mm Satin Nickel pole with Notched Cone end and Bracket




51mm Natural Polish pole with Top Notch Cuboid end and Bracket

# METAL VISION BRACKETS -

close up 38mm (1½") and 51mm (2")

PROJECTION is from WALL to BACK of POLE




**38mm BRASS RING BRACKET**  
65mm projection x 68mm base diameter

*Brackets shown ACTUAL SIZE*

**51mm BRASS RING BRACKET**  
72mm projection x 68mm base diameter

*Brackets shown ACTUAL SIZE*



## METAL VISION RING BRACKETS - close up

- ◆ Neat and compact
  - ◆ Unique concealed fixing
  - ◆ Ring Bracket made up of 4 parts - easy to assemble
    - Part A - Baseplate fixes to the Wall
    - Part B - Coverplate and Tube - screws over the Baseplate
    - Part C - Ring Bracket and Stalk - Stalk fits into the Tube
    - Part D - Fixing Screw - securely locks the Stalk within the Tube
- Pole is securely fixed into the Bracket by tightening of a small grub screw

# VISION BRACKETS - WOOD and METAL a CONCEPT in clean lines

- ◆ Bracket projection is from the WALL to the BACK of the POLE
- ◆ Clean and modern styling – neat and discreet

## GM09 BRASS CUP BRACKET

Stock Unit EACH

Available for	Woodscrew gauge	No. of Fixing Holes	Projection	Base Diameter
38mm	10g	3	65mm	68mm
51mm	10g	3	68mm	68mm

diameter poles

- ◆ Pole neatly and invisibly secured by turning the "thumbscrew" at the back of the bracket

## GM29 BRASS RING BRACKET

Stock Unit EACH

Available for	Woodscrew gauge	No. of Fixing Holes	Projection	Base Diameter
38mm	10g	3	65mm	68mm
51mm	10g	3	72mm	68mm

diameter poles

- ◆ Pole secured by tightening of the small grub screw
- ◆ Brass Brackets stocked in Satin Nickel or Polished Brass finish
- ◆ All Brass brackets can be finished in Antique, Distressed, Burnished, Light or Dark Bronze, Gun Metal, Armour Bright, Satin or Polished Chrome, Satin or Polished Copper or Satin, Polished or Black Nickel



## GW09 WOOD CUP BRACKET

Stock Unit EACH

Available for	Woodscrew gauge	No. of Fixing Holes	Projection	Base Diameter
38mm	8g	4	68mm	65mm
51mm	8g	4	60mm	70mm

diameter poles

- ◆ All Wood brackets can be Stained or Painted
- ◆ 70 STANDARD stains and paints
- ◆ Pole secured by a nipping screw, hole located on underside of Cup
- ◆ Brackets supplied with Metal fixing plate



## 880 BRASS RECESS SOCKET

Stock Unit EACH

Available for	Woodscrew gauge	No. of Fixing Holes
38mm	10g	2
51mm	10g	3

diameter poles

- ◆ End Unscrews - Female part fits over pole and screws into male
- ◆ Concealed fixing - fixing holes are internal
- ◆ Includes brass eyelet for retention of last curtain hook

## 968 ROUND "OPEN" WOOD RECESS SOCKET

Stock Unit EACH


## 969 ROUND "CLOSED" WOOD RECESS SOCKET

Stock Unit EACH

Available for	Woodscrew gauge	No. of Fixing Holes
38mm	8g	4
51mm	8g	4

diameter poles

- ◆ All Wood Sockets can be Stained or Painted
- ◆ 70 STANDARD stains and paints
- ◆ Sockets supplied with Metal fixing plate
- ◆ Concealed fixing - no unsightly flange



# VISION TASSEL HOOKS - a CONCEPT in clean lines

## Brass Tassel Hook with Integral Screw

- ◆ Perfect complement to the Vision Wood and Metal Finials
- ◆ Neat and stylish
- ◆ All Brass tassel hooks are SOLID BRASS POLISHED and LACQUERED
- ◆ Brass tassel hooks stocked in Satin Nickel or Polished Brass finish
- ◆ All Brass tassel hooks can be finished in Antique, Distressed, Burnished, Light or Dark Bronze, Gun Metal, Armour Bright, Satin or Polished Chrome, Satin or Polished Copper or Satin, Polished or Black Nickel



### GMHOOK02 PLAIN SPHERE

Stock Unit EACH  
 Projection 80mm x base diameter 21mm  
 Screw Length 30mm

### GMHOOK06 TRUNCATED CONE

Stock Unit EACH  
 Projection 80mm x base diameter 21mm  
 Screw Length 30mm

### GMHOOK04 FLANGED WEDGE

Stock Unit EACH  
 Projection 80mm x base diameter 21mm  
 Screw Length 30mm



### GMHOOK03 TOP NOTCH OBLONG

Stock Unit EACH  
 Projection 80mm x base diameter 21mm  
 Screw Length 30mm

### GMHOOK01 GROOVED SPHERE

Stock Unit EACH  
 Projection 80mm x base diameter 21mm  
 Screw Length 30mm

### GMHOOK05 GROOVED CYLINDER

Stock Unit EACH  
 Projection 80mm x base diameter 21mm  
 Screw Length 30mm