

Hamilton® Perception CFX®

Concealed Fixing Accessories on subtle clear plastic plates

The Perception CFX range of concealed fixing electrical wiring accessories with snap-on clear front plates, are cleverly designed to insert your own wall paper or alternatively the supplied template can be painted, thereby blending discreetly into the interior décor.

- Clear plate blends into décor
- Concealed fixing
- Accommodates your own choice of wall covering
- A cutting template is supplied with each electrical accessory
- Grid Fix and Eurofix options also available (see separate GRID-IT and EuroFix sections)



PC R312 SC-W



PC R212 BL-B




PC 1X2V BL



PC DPN SC-W



PC R22 SC-W



Step 1
Having applied the desired wall covering and cut away from the wall box aperture, insert and fix the accessory using the two screws supplied.



Step 2
Using a spare piece of wall covering that matches the pattern of the wall covering, carefully cut out the shape of the front plate using the template supplied.

Plate Dimensions



Step 3
Place the cut out piece of wallpaper into the back of the clear front plate.



Step 4
Position and snap the front plate onto the accessory backplate using the integral clips to conceal the accessory and fixing screws.



Hamilton® *fashion, finish, function and flexibility*

Hamilton Perception CFX®









PC R21 PB-W



PC TP WH-W

Concealed Fixing Rocker Switches on Transparent Plates

Insert Finish	Insert Surround Colour	Rocker Switches				Triple Pole Rocker	
		1 gang 10AX 2 way Rocker	2 gang 10AX 2 way Rocker	3 gang 10AX 2 way Rocker	4 gang 10AX 2 way Rocker	1 gang 10AX Intermediate Rocker	1 gang 10A Triple Pole Rocker
		Nominal Plate Size: 86 x 86 mm Min. Wall Box Depth: 25 mm Technical Insert Reference: R21 Product Code	Nominal Plate Size: 86 x 86 mm Min. Wall Box Depth: 25 mm Technical Insert Reference: R22 Product Code	Nominal Plate Size: 86 x 86 mm Min. Wall Box Depth: 25 mm Technical Insert Reference: R23 Product Code	Nominal Plate Size: 146 x 86 mm Min. Wall Box Depth: 25 mm Technical Insert Reference: R24 Product Code	Nominal Plate Size: 86 x 86 mm Min. Wall Box Depth: 25 mm Technical Insert Reference: R31 Product Code	Nominal Plate Size: 86 x 86 mm Min. Wall Box Depth: 25 mm Technical Insert Reference: TP Product Code
Bright Chrome Bright Chrome 	White Black	PC R21 BC-W PC R21 BC-B	PC R22 BC-W PC R22 BC-B	PC R23 BC-W PC R23 BC-B	PC R24 BC-W PC R24 BC-B	PC R31 BC-W PC R31 BC-B	- -
Satin Chrome Satin Chrome 	White Black	PC R21 SC-W PC R21 SC-B	PC R22 SC-W PC R22 SC-B	PC R23 SC-W PC R23 SC-B	PC R24 SC-W PC R24 SC-B	PC R31 SC-W PC R31 SC-B	- -
Polished Brass Polished Brass 	White Black	PC R21 PB-W PC R21 PB-B	PC R22 PB-W PC R22 PB-B	PC R23 PB-W PC R23 PB-B	PC R24 PB-W PC R24 PB-B	PC R31 PB-W PC R31 PB-B	- -
Satin Brass Satin Brass 	White Black	PC R21 SB-W PC R21 SB-B	PC R22 SB-W PC R22 SB-B	PC R23 SB-W PC R23 SB-B	PC R24 SB-W PC R24 SB-B	PC R31 SB-W PC R31 SB-B	- -
Antique Brass 	Black	PC R21 AB-B	PC R22 AB-B	PC R23 AB-B	PC R24 AB-B	PC R31 AB-B	-
Black Nickel 	Black	PC R21 BK-B	PC R22 BK-B	PC R23 BK-B	PC R24 BK-B	PC R31 BK-B	-
White Plastic 	White	PC R21 WH-W	PC R22 WH-W	PC R23 WH-W	PC R24 WH-W	PC R31 WH-W	PC TP WH-W
Black Plastic 	Black	PC R21 BL-B	PC R22 BL-B	PC R23 BL-B	PC R24 BL-B	PC R31 BL-B	PC TP BL-B
















PC R212 BL-B



PC R312 SC-W

Concealed Fixing Rocker Switches on Transparent Plates

Insert Finish	Insert Surround Colour					
		1 gang 20AX 2 way Rocker Nominal Plate Size: 86 x 86 mm Min. Wall Box Depth: 25 mm Technical Insert Reference: R212 Product Code	2 gang 20AX 2 way Rocker Nominal Plate Size: 86 x 86 mm Min. Wall Box Depth: 25 mm Technical Insert Reference: R222 Product Code	3 gang 20AX 2 way Rocker Nominal Plate Size: 146 x 86 mm Min. Wall Box Depth: 25 mm Technical Insert Reference: R232 Product Code	4 gang 20AX 2 way Rocker Nominal Plate Size: 146 x 86 mm Min. Wall Box Depth: 25 mm Technical Insert Reference: R242 Product Code	1 gang 20AX Intermediate Rocker Nominal Plate Size: 86 x 86 mm Min. Wall Box Depth: 25 mm Technical Insert Reference: R312 Product Code
Bright Chrome Bright Chrome 	White Black	PC R212 BC-W PC R212 BC-B	PC R222 BC-W PC R222 BC-B	PC R232 BC-W PC R232 BC-B	PC R242 BC-W PC R242 BC-B	PC R312 BC-W PC R312 BC-B
Satin Chrome Satin Chrome 	White Black	PC R212 SC-W PC R212 SC-B	PC R222 SC-W PC R222 SC-B	PC R232 SC-W PC R232 SC-B	PC R242 SC-W PC R242 SC-B	PC R312 SC-W PC R312 SC-B
Polished Brass Polished Brass 	White Black	PC R212 PB-W PC R212 PB-B	PC R222 PB-W PC R222 PB-B	PC R232 PB-W PC R232 PB-B	PC R242 PB-W PC R242 PB-B	PC R312 PB-W PC R312 PB-B
Satin Brass Satin Brass 	White Black	PC R212 SB-W PC R212 SB-B	PC R222 SB-W PC R222 SB-B	PC R232 SB-W PC R232 SB-B	PC R242 SB-W PC R242 SB-B	PC R312 SB-W PC R312 SB-B
Antique Brass 	Black	PC R212 AB-B	PC R222 AB-B	PC R232 AB-B	PC R242 AB-B	PC R312 AB-B
Black Nickel 	Black	PC R212 BK-B	PC R222 BK-B	PC R232 BK-B	PC R242 BK-B	PC R312 BK-B
White Plastic 	White	PC R212 WH-W	PC R222 WH-W	PC R232 WH-W	PC R242 WH-W	PC R312 WH-W
Black Plastic 	Black	PC R212 BL-B	PC R222 BL-B	PC R232 BL-B	PC R242 BL-B	PC R312 BL-B



PC T21 PB



PC T23 PB

Concealed Fixing Toggle Switches on Transparent Plates

					
	<p>1 gang 20AX 2 way Toggle Nominal Plate Size: 86 x 86 mm Min. Wall Box Depth: 35 mm Technical Insert Reference: T21 Product Code</p>	<p>2 gang 20AX 2 way Toggle Nominal Plate Size: 86 x 86 mm Min. Wall Box Depth: 35 mm Technical Insert Reference: T22 Product Code</p>	<p>3 gang 20AX 2 way Toggle Nominal Plate Size: 146 x 86 mm Min. Wall Box Depth: 35 mm Technical Insert Reference: T23 Product Code</p>	<p>4 gang 20AX 2 way Toggle Nominal Plate Size: 146 x 86 mm Min. Wall Box Depth: 35 mm Technical Insert Reference: T24 Product Code</p>	<p>1 gang 20AX Intermediate Toggle Nominal Plate Size: 86 x 86 mm Min. Wall Box Depth: 35 mm Technical Insert Reference: T31 Product Code</p>
Insert Finish					
Bright Chrome	PC T21 BC	PC T22 BC	PC T23 BC	PC T24 BC	PC T31 BC
					
Satin Chrome	PC T21 SC	PC T22 SC	PC T23 SC	PC T24 SC	PC T31 SC
					
Polished Brass	PC T21 PB	PC T22 PB	PC T23 PB	PC T24 PB	PC T31 PB
					
Satin Brass	PC T21 SB	PC T22 SB	PC T23 SB	PC T24 SB	PC T31 SB
					
Antique Brass	PC T21 AB	PC T22 AB	PC T23 AB	PC T24 AB	PC T31 AB
					
Black Nickel	PC T21 BK	PC T22 BK	PC T23 BK	PC T24 BK	PC T31 BK
					

Hamilton Perception CFX®



PC K21 B



PC C11 SC-W

Key Switches on Transparent Plates



**1 gang 20AX
2 way Key Switch**
Nominal Plate Size:
86 x 86 mm
Min. Wall Box
Depth: 25 mm
Technical Insert
Reference: **K21**
Product Code

Insert Colour

White Plastic



PC K21 W

Black Plastic



PC K21 B

Hotel Card Switch with LED on Transparent Plates

Adjustable Time Delay 10 seconds – 5 minutes.

Suitable for 44 mm and 54 mm width Hotel Key Cards.



**1 gang
10A (6AX)
On/Off with Blue
LED Locator**

Nominal Plate Size:
86 x 86 mm

Min. Wall Box
Depth: 35 mm

Technical Insert
Reference: **C11**
Product Code



**1 gang 12–24V AC/DC +/- 10%
On/Off with Blue
LED Locator (Suitable
for KNX BUS System)**

Nominal Plate Size:
86 x 86 mm

Min. Wall Box
Depth: 35 mm

Technical Insert
Reference: **CKNX**
Product Code

Insert Finish

Insert
Surround
Colour

Bright Chrome
Bright Chrome

White
Black

PC C11 BC-W
PC C11 BC-B

PC CKNX BC-W
PC CKNX BC-B



Satin Chrome
Satin Chrome

White
Black

PC C11 SC-W
PC C11 SC-B

PC CKNX SC-W
PC CKNX SC-B



Polished Brass
Polished Brass

White
Black

PC C11 PB-W
PC C11 PB-B

PC CKNX PB-W
PC CKNX PB-B



Satin Brass
Satin Brass

White
Black

PC C11 SB-W
PC C11 SB-B

PC CKNX SB-W
PC CKNX SB-B



Antique Brass

Black

PC C11 AB-B

PC CKNX AB-B



Black Nickel

Black

PC C11 BK-B

PC CKNX BK-B



White Plastic

White

PC C11 WH-W

PC CKNX WH-W




















Black Plastic

Black

PC C11 BL-B

PC CKNX BL-B



Insert Finish	Insert Surround Colour	 		    					
		1 gang 13A Double Pole Switched Socket Nominal Plate Size: 86 x 86 mm Min. Wall Box Depth: 35 mm Technical Insert Reference: SS1 Product Code	2 gang 13A Double Pole Switched Socket Nominal Plate Size: 146 x 86 mm Min. Wall Box Depth: 35 mm Technical Insert Reference: SS2 Product Code	1 gang 5A Unswitched Socket Nominal Plate Size: 86 x 86 mm Min. Wall Box Depth: 35 mm Technical Insert Reference: US5 Product Code	1 gang 16A German Unswitched Socket Nominal Plate Size: 86 x 86 mm Min. Wall Box Depth: 47 mm Technical Insert Reference: 6126 Product Code	1 gang 15A American Unswitched Socket Nominal Plate Size: 86 x 86 mm Min. Wall Box Depth: 35 mm Technical Insert Reference: 5258 Product Code	2 gang 15A American Unswitched Socket Nominal Plate Size: 146 x 86 mm Min. Wall Box Depth: 35 mm Technical Insert Reference: 5320 Product Code	Shaver Dual Voltage Unswitched Socket Nominal Plate Size: 86 x 146 mm Min. Wall Box Depth: 47 mm Technical Insert Reference: SHS Product Code	
Bright Chrome Bright Chrome	White Black	PC SS1 BC-W PC SS1 BC-B	PC SS2 BC-W PC SS2 BC-B	White Plastic	PC US5 W	PC 6126 W	PC 5258 W	PC 5320 W	PC SHS W
									
Satin Chrome Satin Chrome	White Black	PC SS1 SC-W PC SS1 SC-B	PC SS2 SC-W PC SS2 SC-B	Black Plastic	PC US5 B	PC 6126 B	PC 5258 B	PC 5320 B	PC SHS B
									
Polished Brass Polished Brass	White Black	PC SS1 PB-W PC SS1 PB-B	PC SS2 PB-W PC SS2 PB-B						
									
Satin Brass Satin Brass	White Black	PC SS1 SB-W PC SS1 SB-B	PC SS2 SB-W PC SS2 SB-B						
									
Antique Brass	Black	PC SS1 AB-B	PC SS2 AB-B						
									
Black Nickel	Black	PC SS1 BK-B	PC SS2 BK-B						
									
White Plastic	White	PC SS1 WH-W	PC SS2 WH-W						
									
Black Plastic	Black	PC SS1 BL-B	PC SS2 BL-B						
									











PC SS1 PB-W



PC SS2 BC-B

Hamilton® Perception CFX®

Concealed Fixing Television Coaxial Sockets on Transparent Plates

						
Insert Colour	1 gang Non Isolated TV 1 In/1 Out Nominal Plate Size: 86 x 86 mm Min. Wall Box Depth: 25 mm Technical Insert Reference: TV Product Code	Isolated TV/FM Diplexer 1 In/2 Out Nominal Plate Size: 86 x 86 mm Min. Wall Box Depth: 25 mm Technical Insert Reference: TVFM Product Code	1 gang Isolated TV 1 In/1 Out Nominal Plate Size: 86 x 86 mm Min. Wall Box Depth: 25 mm Technical Insert Reference: TVI Product Code	2 gang Non Isolated TV + Satellite 2 In/2 Out Nominal Plate Size: 86 x 86 mm Min. Wall Box Depth: 35 mm Technical Insert Reference: TVSAT Product Code	1 gang Non Isolated Satellite Nominal Plate Size: 86 x 86 mm Min. Wall Box Depth: 35 mm Technical Insert Reference: SATN Product Code	1 gang Isolated Satellite Nominal Plate Size: 86 x 86 mm Min. Wall Box Depth: 35 mm Technical Insert Reference: SATI Product Code
White Plastic 	PC TV W	PC TVFM W	PC TVI W	PC TVSAT W	PC SATN W	PC SATI W
Black Plastic 	PC TV B	PC TVFM B	PC TVI B	PC TVSAT B	PC SATN B	PC SATI B











PC TVFM W



PC DTRID W

Concealed Fixing Digital Television Sockets - Screened Non Isolated - DAB Compatible on Transparent Plates

						
Insert Colour	Non Isolated TV/FM/Satellite Triplexer 1 In/3 Out Nominal Plate Size: 86 x 86 mm Min. Wall Box Depth: 25 mm Technical Insert Reference: DTRID Product Code	1 gang Non Isolated TV (Female) Nominal Plate Size: 86 x 86 mm Min. Wall Box Depth: 25 mm Technical Insert Reference: DTVF Product Code	1 gang Non Isolated TV (Male) Nominal Plate Size: 86 x 86 mm Min. Wall Box Depth: 25 mm Technical Insert Reference: DTVM Product Code	1 gang Non Isolated Satellite Nominal Plate Size: 86 x 86 mm Min. Wall Box Depth: 35 mm Technical Insert Reference: DSAT Product Code	Non Isolated TV/FM/Satellite 1/ Satellite 2 Quadplexer 2 In/4 Out Nominal Plate Size: 86 x 86 mm Min. Wall Box Depth: 35 mm Technical Insert Reference: DENT Product Code	Non Isolated TV/FM/Satellite 1/ Satellite 2 Quadplexer 2 In/4 Out + TVF + TCS Nominal Plate Size: 146 x 86 mm Min. Wall Box Depth: 35 mm Technical Insert Reference: DSAT+ Product Code
White Plastic 	PC DTRID W	PC DTVF W	PC DTVM W	PC DSAT W	PC DENT W	PC DSAT+ W
Black Plastic 	PC DTRID B	PC DTVF B	PC DTVM B	PC DSAT B	PC DENT B	PC DSAT+ B

Hamilton Perception CFX®




PC TCS W



PC J45 B

Concealed Fixing Telephone and Data Outlets on Transparent Plates

						
Insert Colour	1 gang Telephone Master Nominal Plate Size: 86 x 86 mm Min. Wall Box Depth: 25 mm Technical Insert Reference: TCM Product Code	1 gang Telephone Slave Nominal Plate Size: 86 x 86 mm Min. Wall Box Depth: 25 mm Technical Insert Reference: TCS Product Code	1 gang RJ12 Outlet Unshielded Nominal Plate Size: 86 x 86 mm Min. Wall Box Depth: 35 mm Technical Insert Reference: J12 Product Code	2 gang RJ12 Outlet Unshielded Nominal Plate Size: 86 x 86 mm Min. Wall Box Depth: 35 mm Technical Insert Reference: 2J12 Product Code	1 gang RJ45 CAT 5E Outlet Unshielded Nominal Plate Size: 86 x 86 mm Min. Wall Box Depth: 35 mm Technical Insert Reference: J45 Product Code	2 gang RJ45 CAT 5E Outlet Unshielded Nominal Plate Size: 86 x 86 mm Min. Wall Box Depth: 35 mm Technical Insert Reference: 2J45 Product Code
White Plastic 	PC TCM W	PC TCS W	PC J12 W	PC 2J12 W	PC J45 W	PC 2J45 W
Black Plastic 	PC TCM B	PC TCS B	PC J12 B	PC 2J12 B	PC J45 B	PC 2J45 B



PC DPN SC-W



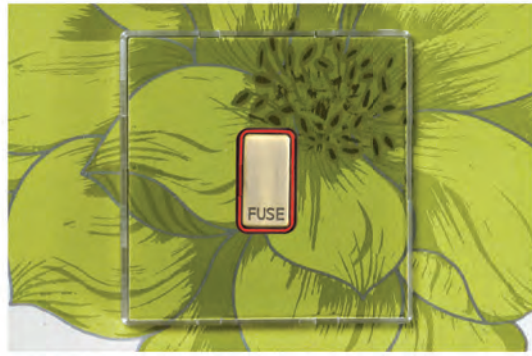
PC 45N W

Concealed Fixing Double Pole Switches on Transparent Plates

Insert Finish	Insert Surround Colour						
		1 gang 20AX Double Pole Rocker + Neon Nominal Plate Size: 86 x 86 mm Min. Wall Box Depth: 25 mm Technical Insert Reference: DPN Product Code	1 gang 45A Double Pole Red Rocker + Neon Nominal Plate Size: 86 x 86 mm Min. Wall Box Depth: 35 mm Technical Insert Reference: 45N Product Code	45A Double Pole Red Rocker + Neon + 13A Switched Socket Nominal Plate Size: 146 x 86 mm Min. Wall Box Depth: 35 mm Technical Insert Reference: 45SS1 Product Code			
Bright Chrome Bright Chrome 	White Black	PC DPN BC-W PC DPN BC-B	– –	– –	PC 45SS1 BC-W PC 45SS1 BC-B		
Satin Chrome Satin Chrome 	White Black	PC DPN SC-W PC DPN SC-B	– –	– –	PC 45SS1 SC-W PC 45SS1 SC-B		
Polished Brass Polished Brass 	White Black	PC DPN PB-W PC DPN PB-B	– –	– –	PC 45SS1 PB-W PC 45SS1 PB-B		
Satin Brass Satin Brass 	White Black	PC DPN SB-W PC DPN SB-B	– –	– –	PC 45SS1 SB-W PC 45SS1 SB-B		
Antique Brass 	Black	PC DPN AB-B	–	–	PC 45SS1 AB-B		
Black Nickel 	Black	PC DPN BK-B	–	–	PC 45SS1 BK-B		
White Plastic Red Plastic 	White White	PC DPN WH-W –	– PC 45N W	– –	PC 45SS1 WH-W –		
Black Plastic Red Plastic 	Black Black	PC DPN BL-B –	– PC 45N B	– –	PC 45SS1 BL-B –		



PC SPN BK-B











PC FN AB-R

Concealed Fixing Connection Units on Transparent Plates










1 gang 13A Double Pole Fused Spur + Neon
 Nominal Plate Size: 86 x 86 mm
 Min. Wall Box Depth: 35 mm
 Technical Insert Reference: **SPN**
 Product Code

Insert Finish	Insert Surround Colour	
Bright Chrome Bright Chrome	White Black	PC SPN BC-W PC SPN BC-B
		
Satin Chrome Satin Chrome	White Black	PC SPN SC-W PC SPN SC-B
		
Polished Brass Polished Brass	White Black	PC SPN PB-W PC SPN PB-B
		
Satin Brass Satin Brass	White Black	PC SPN SB-W PC SPN SB-B
		
Antique Brass	Black	PC SPN AB-B
		
Black Nickel	Black	PC SPN BK-B
		
White Plastic	White	PC SPN WH-W
		
Black Plastic	Black	PC SPN BL-B
		



1 gang 13A Fuse with Red Neon Halo
 Nominal Plate Size: 86 x 86 mm
 Min. Wall Box Depth: 35 mm
 Technical Insert Reference: **FN**
 Product Code

Insert Finish	Insert Surround Colour	
Bright Chrome	Red Halo	PC FN BC-R
		
Satin Chrome	Red Halo	PC FN SC-R
		
Polished Brass	Red Halo	PC FN PB-R
		
Satin Brass	Red Halo	PC FN SB-R
		
Antique Brass	Red Halo	PC FN AB-R
		
Black Nickel	Red Halo	PC FN BK-R
		
White Plastic	Red Halo	PC FN WH-R
		
Black Plastic	Red Halo	PC FN BL-R
		



PC 2X40 BC















PC 3X40 SB

Concealed Fixing Leading Edge Push On/Off Resistive Dimmers on Transparent Plates

Note: Tungsten filament GU10 lamps must be branded and with a fused base.

Note: When using mains voltage halogen lamps - dimmers should be de-rated by 25%.

Note: When dimming LED lamps de-rate by 75% - please contact our Technical Department for compatibility.

Insert Finish	 1 gang 400W 2 way Dimmer Nominal Plate Size: 86 x 86 mm Min. Wall Box Depth: 35 mm Technical Insert Reference: 1X40 Product Code	 2 gang 400W 2 way (Max. 300 watts per gang) Dimmer Nominal Plate Size: 86 x 86 mm Min. Wall Box Depth: 35 mm Technical Insert Reference: 2X40 Product Code	 3 gang 400W 2 way (Max. 300 watts per gang) Dimmer Nominal Plate Size: 146 x 86 mm Min. Wall Box Depth: 35 mm Technical Insert Reference: P3X40 Product Code	 4 gang 400W 2 way (Max. 250 watts per gang) Dimmer Nominal Plate Size: 146 x 86 mm Min. Wall Box Depth: 35 mm Technical Insert Reference: P4X40 Product Code
Bright Chrome 	PC 1X40 BC	PC 2X40 BC	PC 3X40 BC	PC 4X40 BC
Satin Chrome 	PC 1X40 SC	PC 2X40 SC	PC 3X40 SC	PC 4X40 SC
Polished Brass 	PC 1X40 PB	PC 2X40 PB	PC 3X40 PB	PC 4X40 PB
Satin Brass 	PC 1X40 SB	PC 2X40 SB	PC 3X40 SB	PC 4X40 SB
Antique Brass 	PC 1X40 AB	PC 2X40 AB	PC 3X40 AB	PC 4X40 AB
Black Nickel 	PC 1X40 BK	PC 2X40 BK	PC 3X40 BK	PC 4X40 BK
White Plastic 	PC 1X40 WH	PC 2X40 WH	PC 3X40 WH	PC 4X40 WH
Black 	PC 1X40 BL	PC 2X40 BL	PC 3X40 BL	PC 4X40 BL













PC 1X2V BL



PC 1X3V SC

Concealed Fixing Leading Edge Push On/Off Inductive Dimmers on Transparent Plates

Note: When dimming LED lamps de-rate by 75% - please contact our Technical Department for compatibility.

	 1 gang 200VA 2 way Dimmer Nominal Plate Size: 86 x 86 mm Min. Wall Box Depth: 35 mm Technical Insert Reference: 1X2V Product Code	 1 gang 300VA 2 way Dimmer Nominal Plate Size: 86 x 86 mm Min. Wall Box Depth: 35 mm Technical Insert Reference: 1X3V Product Code
Insert Finish		
Bright Chrome	PC 1X2V BC	PC 1X3V BC
		
Satin Chrome	PC 1X2V SC	PC 1X3V SC
		
Polished Brass	PC 1X2V PB	PC 1X3V PB
		
Satin Brass	PC 1X2V SB	PC 1X3V SB
		
Antique Brass	PC 1X2V AB	PC 1X3V AB
		
Black Nickel	PC 1X2V BK	PC 1X3V BK
		
White Plastic	PC 1X2V WH	PC 1X3V WH
		
Black	PC 1X2V BL	PC 1X3V BL
		



PC 2XTE SB



PC 4XTE BL

Concealed Fixing Trailing Edge Push On/Off Dimmers on Transparent Plates

Note: Tungsten filament GU10 lamps must be branded and with a fused base.

Note: When using mains voltage halogen lamps - dimmers should be de-rated by 25%.

Note: When using mains voltage halogen load transformers - maximum rating is 210VA.

Note: When dimming LED lamps de-rate by 75% - please contact our Technical Department for compatibility.



1 gang 250W/210VA Trailing Edge Multi-Way Dimmer

Nominal Plate Size: 86 x 86 mm

Min. Wall Box Depth: 35 mm

Technical Insert Reference: 1XTE

Product Code



2 gang 250W/210VA Trailing Edge Multi-Way Dimmer

Nominal Plate Size: 86 x 86 mm

Min. Wall Box Depth: 35 mm

Technical Insert Reference: 2XTE

Product Code



3 gang 250W/210VA Trailing Edge Multi-Way Dimmer

Nominal Plate Size: 146 x 86 mm

Min. Wall Box Depth: 35 mm

Technical Insert Reference: 3XTE

Product Code



4 gang 250W/210VA Trailing Edge Multi-Way Dimmer

Nominal Plate Size: 146 x 86 mm

Min. Wall Box Depth: 35 mm

Technical Insert Reference: 4XTE

Product Code

Insert Finish

Bright Chrome



PC 1XTE BC

PC 2XTE BC

PC 3XTE BC

PC 4XTE BC

Satin Chrome



PC 1XTE SC

PC 2XTE SC

PC 3XTE SC

PC 4XTE SC

Polished Brass



PC 1XTE PB

PC 2XTE PB

PC 3XTE PB

PC 4XTE PB

Satin Brass



PC 1XTE SB

PC 2XTE SB

PC 3XTE SB

PC 4XTE SB

Antique Brass



PC 1XTE AB

PC 2XTE AB

PC 3XTE AB

PC 4XTE AB

Black Nickel



PC 1XTE BK

PC 2XTE BK

PC 3XTE BK

PC 4XTE BK

White Plastic



PC 1XTE WH

PC 2XTE WH

PC 3XTE WH

PC 4XTE WH

Black



PC 1XTE BL

PC 2XTE BL

PC 3XTE BL

PC 4XTE BL



PC 1XTM AB-B



PC 3XTM BC-W



Concealed Fixing Trailing Edge Touch Master Multi-Way Dimmers on Transparent Plates

Note: Tungsten filament GU10 lamps must be branded and with a fused base.

Note: When using mains voltage halogen lamps - dimmers should be de-rated by 25%.

Note: When using mains voltage halogen load transformers - maximum rating is 210VA.

Note: When dimming LED lamps de-rate by 75% - please contact our Technical Department for compatibility.

					
		1 gang 250W/210VA Trailing Edge Multi-Way Touch Master Dimmer	2 gang 250W/210VA Trailing Edge Multi-Way Touch Master Dimmer	3 gang 250W/210VA Trailing Edge Multi-Way Touch Master Dimmer	4 gang 250W/210VA Trailing Edge Multi-Way Touch Master Dimmer
		Nominal Plate Size: 86 x 86 mm	Nominal Plate Size: 86 x 86 mm	Nominal Plate Size: 146 x 86 mm	Nominal Plate Size: 146 x 86 mm
		Min. Wall Box Depth: 35 mm	Min. Wall Box Depth: 35 mm	Min. Wall Box Depth: 35 mm	Min. Wall Box Depth: 35 mm
		Technical Insert Reference: 1XTM	Technical Insert Reference: 2XTM	Technical Insert Reference: 3XTM	Technical Insert Reference: 4XTM
Insert Finish	Insert Surround Colour	Product Code	Product Code	Product Code	Product Code
Bright Chrome Bright Chrome	White Black	PC 1XTM BC-W PC 1XTM BC-B	PC 2XTM BC-W PC 2XTM BC-B	PC 3XTM BC-W PC 3XTM BC-B	PC 4XTM BC-W PC 4XTM BC-B
					
Satin Chrome Satin Chrome	White Black	PC 1XTM SC-W PC 1XTM SC-B	PC 2XTM SC-W PC 2XTM SC-B	PC 3XTM SC-W PC 3XTM SC-B	PC 4XTM SC-W PC 4XTM SC-B
					
Polished Brass Polished Brass	White Black	PC 1XTM PB-W PC 1XTM PB-B	PC 2XTM PB-W PC 2XTM PB-B	PC 3XTM PB-W PC 3XTM PB-B	PC 4XTM PB-W PC 4XTM PB-B
					
Satin Brass Satin Brass	White Black	PC 1XTM SB-W PC 1XTM SB-B	PC 2XTM SB-W PC 2XTM SB-B	PC 3XTM SB-W PC 3XTM SB-B	PC 4XTM SB-W PC 4XTM SB-B
					
Antique Brass	Black	PC 1XTM AB-B	PC 2XTM AB-B	PC 3XTM AB-B	PC 4XTM AB-B
					
Black Nickel	Black	PC 1XTM BK-B	PC 2XTM BK-B	PC 3XTM BK-B	PC 4XTM BK-B
					



PC 1XTS SC-W



PC 2XTS SC-W

Concealed Fixing Touch Slave Controllers on Transparent Plates

Note: To only be used with Touch Master Dimmers

Note: Tungsten filament GU10 lamps must be branded and with a fused base.

Note: When using mains voltage halogen lamps - dimmers should be de-rated by 25%.

Note: When using mains voltage halogen load transformers - maximum rating is 210VA.

Insert Finish	Insert Surround Colour				
		1 gang Multi-Way Touch Slave Controller Nominal Plate Size: 86 x 86 mm Min. Wall Box Depth: 35 mm Technical Insert Reference: 1XTS Product Code	2 gang Multi-Way Touch Slave Controller Nominal Plate Size: 86 x 86 mm Min. Wall Box Depth: 35 mm Technical Insert Reference: 2XTS Product Code	3 gang Multi-Way Touch Slave Controller Nominal Plate Size: 146 x 86 mm Min. Wall Box Depth: 35 mm Technical Insert Reference: 3XTS Product Code	4 gang Multi-Way Touch Slave Controller Nominal Plate Size: 146 x 86 mm Min. Wall Box Depth: 35 mm Technical Insert Reference: 4XTS Product Code
Bright Chrome Bright Chrome 	White Black	PC 1XTS BC-W PC 1XTS BC-B	PC 2XTS BC-W PC 2XTS BC-B	PC 3XTS BC-W PC 3XTS BC-B	PC 4XTS BC-W PC 4XTS BC-B
Satin Chrome Satin Chrome 	White Black	PC 1XTS SC-W PC 1XTS SC-B	PC 2XTS SC-W PC 2XTS SC-B	PC 3XTS SC-W PC 3XTS SC-B	PC 4XTS SC-W PC 4XTS SC-B
Polished Brass Polished Brass 	White Black	PC 1XTS PB-W PC 1XTS PB-B	PC 2XTS PB-W PC 2XTS PB-B	PC 3XTS PB-W PC 3XTS PB-B	PC 4XTS PB-W PC 4XTS PB-B
Satin Brass Satin Brass 	White Black	PC 1XTS SB-W PC 1XTS SB-B	PC 2XTS SB-W PC 2XTS SB-B	PC 3XTS SB-W PC 3XTS SB-B	PC 4XTS SB-W PC 4XTS SB-B
Antique Brass 	Black	PC 1XTS AB-B	PC 2XTS AB-B	PC 3XTS AB-B	PC 4XTS AB-B
Black Nickel 	Black	PC 1XTS BK-B	PC 2XTS BK-B	PC 3XTS BK-B	PC 4XTS BK-B

Hamilton Perception CFX®



PC 1GP








PC 2GP







PC 4GP

Concealed Fixing GRID-FIX Transparent Plates complete with Fixing Grid

Minimum Wall Box Depth is dependant on GRID-IT insert fitted - please see the GRID-IT section for our complete range of inserts.

				
	1 gang Aperture Grid Fix Plate Nominal Plate Size: 86 x 86 mm Technical Insert Reference: 1GP Product Code	2 gang Aperture Grid Fix Plate Nominal Plate Size: 86 x 86 mm Technical Insert Reference: 2GP Product Code	3 gang Aperture Grid Fix Plate Nominal Plate Size: 146 x 86 mm Technical Insert Reference: 3GP Product Code	4 gang Aperture Grid Fix Plate Nominal Plate Size: 146 x 86 mm Technical Insert Reference: 4GP Product Code
Transparent Plate				
GRID-FIX Plates	PC 1GP	PC 2GP	PC 3GP	PC 4GP
				

Concealed Fixing Blank Plates

			
	Single Blank Plate Nominal Plate Size: 86 x 86 mm Technical Insert Reference: BPS Product Code	Double Blank Plate Nominal Plate Size: 146 x 86 mm Technical Insert Reference: BPD Product Code	
Transparent Plate			
Blank Plates	PC BPS	PC BPD	PC BPS
			

Concealed Fixing EuroFix Plates complete with Fixing Grid

Minimum Wall Box Depth is dependant on the EuroFix insert fitted - please see the EuroFix section for our complete range of inserts.

				
	1 Module EuroFix Plate Nominal Plate Size: 86 x 86 mm Aperture: 25 x 50 mm Technical Insert Reference: EURO1 Product Code	2 Module EuroFix Plate Nominal Plate Size: 86 x 86 mm Aperture: 50 x 50 mm Technical Insert Reference: EURO2 Product Code	3 Module EuroFix Plate Nominal Plate Size: 146 x 86 mm Aperture: 75 x 50 mm Technical Insert Reference: EURO3 Product Code	4 Module EuroFix Plate Nominal Plate Size: 146 x 86 mm Aperture: 100 x 50 mm Technical Insert Reference: EURO4 Product Code
Transparent Plate				
EuroFix Plates	PC EURO1	PC EURO2	PC EURO3	PC EURO4
				



PC EURO2